



Hallam Knight Piésold Ltd
ENVIRONMENTAL CONSULTANTS



LAC

GEOLOGICAL/GEOCHEMICAL
EXPLORATION AND DIAMOND DRILL REPORT

RED MOUNTAIN PROPERTY

APPENDIX E

SKEENA MINING DIVISION

NTS 1) # P/13

VOLUME 4

1991

Lac Minerals Ltd.
Exploration Division

Vancouver Office
Suite 204
698 Seymour St.
Vancouver, B.C.
V6B 3K6
Tel: (604) 687-7091
Fax: (604) 683-5113

PART 4 OF 5

22417

BOND GOLD CANADA INC
RED MOUNTAIN PROJECT

LOG NO:	JUL 16 1992	RD.
ACTION:		
FILE NO:		

ENVIRONMENTAL BASELINE
DATA REPORT

Prepared for:
BOND GOLD CANADA INC.
Suite 204
698 Seymour Street
Vancouver, B.C.
V6V 3K6

Prepared by:
HALLAM KNIGHT PIESOLD LTD.
Suite 658 - 409 Granville Street
Vancouver, B.C.
V6C 1T2

PART 4 OF 5

GEOLOGICAL BRANCH
ASSESSMENT REPORT

June, 1992

22,417

**BOND GOLD CANADA INC.
RED MOUNTAIN PROJECT**

ENVIRONMENTAL BASELINE DATA REPORT

TABLE OF CONTENTS

1.0	INTRODUCTION	1
1.1	Project Setting	1
1.2	Purpose of Report	1
2.0	METEOROLOGY	2
2.1	Weather Station Installation	2
2.2	Data Collection	2
2.2.1	Temperature	3
2.2.2	Precipitation	3
2.2.3	Wind Speed and Direction	3
3.0	HYDROLOGY	5
3.1	Hydrology Station Installation	5
3.2	Data Collection	5
3.2.1	Streamflow Calibrations	5
3.2.2	Stage Discharge Curve	6
3.2.3	Hydrograph	6
4.0	WATER QUALITY	8
4.1	Sampling Station Locations	8
4.2	Data Collection	8
5.0	APPENDICES	

1.0 INTRODUCTION

1.1 PROJECT SETTING

The Red Mountain Project is located in the Coast Mountain Ranges approximately 12 km east of the community of Stewart, B.C. The property is situated in a cirque bowl between the Pre-Cambria Ice Cap and the Bromley Glacier at the 1500 m elevation. Access to the property is by helicopter usually from the Stewart airport with a flight time of about 10 minutes.

The project is drained by Goldslide Creek which has a northwest aspect flowing through the short cirque bowl, through a steep canyon and finally cascading down steep valley side walls into a small lake at the base of the Bromley Glacier. Goldslide Creek is a tributary to Bitter Creek which flows into the Bear River and eventually to the west into the Portland Canal and the Pacific Ocean.

1.2 PURPOSE OF THE REPORT

This report presents environmental baseline data collected at the Bond Gold Canada Inc., Red Mountain Project initiated in October 11, 1990. The report is intended to be a data report with an explanation of the metering installations and the monitoring program.

Environmental baseline data collection was initiated for purposes of gathering data which would be available if the project proceeded to the permit application stage. All data is presented in the Appendices of this report in the form of Lotus 123.R3 spread sheets and in certain cases graphed for purposes of illustration. The files are also available in diskette form as well. Drawing No. H1231.101 located in Appendix A illustrates the location of the data collection sites.

2.0 METEOROLOGY

2.1 WEATHER STATION INSTALLATION

The weather station was installed October 11, 1990 in the middle of a cirque bowl immediately to the west of Goldslide Creek at the 1524 m elevation. Meteorology instrumentation at the station consists of a R.M. Young Wind Speed and Direction Sensor and a Lakewood Systems TP 50 Temperature Probe mounted at the top of a 10 m tower plus a Sierra-Misco 2502 Tipping Bucket Rain Gauge situated 6 m from the base of the tower. These sensors are connected to a Lakewood Systems UL-16 Ultralogger with 64 K memory and powered by lithium batteries for purposes of allowing continuous recording at this remote site. The logger was programmed and data retrieved using a lap top computer.

2.2 DATA COLLECTION

The weather station data logger was initially programmed on October 11, 1990 to take readings of each sensor every 5 minutes and to store the maximum, minimum values every 1.5 hours and the average values every 24 hours. Data was recovered on May 22, 1991, however the memory in the logger had filled by February 24, 1991 resulting in the loss of two months of data. The data storage time frame was subsequently altered on May 22, 1991 from 1.5 hours (permits 6 months data collection) to 3.0 hours (permits 1 year data collection) to reduce the drain on the battery system and permit data collection for longer periods between data retrieval. Data retrieval on October 30, 1991 was attempted but it was discovered that the data had been scrambled by an electrostatic event. The station was restarted and data was to be retrieved every two weeks during the winter period as part of an avalanche monitoring program. The avalanche monitoring program was cancelled but the station remained in operation. Data will be retrieved in July 1992 and incorporated into this report.

Appendices B-1, B-2, B-3 and B-4 contain the maximum, minimum, average and midnight signature data, respectively, from the weather station data logger for the period October 10, 1990 to February 24, 1991.

2.2.1 Temperature

Appendix B-5 presents graphs of the maximum daily, minimum daily and average daily temperatures taken from the original data. During the period of record, temperatures varied from an extreme minimum of -24.5 °C on December 28, 1990 to an extreme maximum of 12.2 °C on February 15, 1991 with daily averages ranging from -20.3 °C in December to 1.2 °C in February.

2.2.2 Precipitation

The tipping bucket rain gauge was connected throughout the data recording period October 1990 to February 1991 but did not produce any data due to snow cover.

2.2.3 Wind Speed and Direction

Wind speed and direction data is presented in Appendix A-1 to A-4 in the form of a Lotus 123.R3 spreadsheet. When the data logger was programmed in October 10, 1990, all sensors connected to the logger were set to provide minimum, maximum and average data. This presented some difficulties when it came to interpret the wind direction data since raw data would translate wind directions into numeric values between 0° and 360° relative to the installed direction on the tower. These values were adjusted to degrees true (relative to true north) by taking into consideration the compass bearing of the wind sensor and the magnetic variation of 27°E at the Red Mountain Project latitude. Appendix B-6 presents a spreadsheet which contains the steps used to prepare wind direction histograms using both corrected average and uncorrected average wind direction from the adjusted minimum and adjusted maximum data contained in Appendices A-1 and A-2.

The results indicate biases in the 360° and 180° sectors in both the corrected and uncorrected histograms. These biases can more likely be attributed to:

- The station is located in a cirque bowl which would tend not to have a prevailing wind direction and wide oscillations in wind direction would be expected.
- The data collection program and the frequency of recordings. Due to the remote location of the station, the sampling frequency (recording every 1.5 hours) may have resulted in broad wind direction oscillations between recordings. This meant that "logical statements" were required in the spreadsheets to arrive at the desired histograms.

The remaining six sectors in the histograms present more reliable information due to the narrower range of oscillation.

Appendix B-7 presents the mean daily, and daily instantaneous minimum and maximum wind speed data in the form of Lotus 123R3 spreadsheets and graphs. Mean daily wind speeds ranged from 2.3 km/hr to 38.1 km/hr over the period of recordings. Wind speeds at the site reached maximum values of:

- 94.4 km/hr on October 26, 1990,
- 71.6 km/hr on November 21, 1990,
- 85.9 km/hr on December 6, 1990,
- 72.2 km/hr on December 27, 1990 and
- 64.3 km/hr on February 6, 1991.

The cycle of wind speed peaks ranges from 3 to 10 days suggesting the cycle or pattern of storms passing through the area.

3.0 HYDROLOGY

3.1 HYDROLOGY STATION INSTALLATION

The hydrology station (H3) was located at the Highway 37A bridge crossing of Bitter Creek approximately 200 m upstream of the confluence with the Bear River (Drawing No. H1231.101 in Appendix A). The staff gauge and water level transducer were strapped to the downstream edge of the bridge abutment with wire cable and the data logger attached to a cross beam on the underside of the bridge deck for protection. This location provided the best access for staff gauge readings, calibrating flows off the bridge deck and relating flows with water quality samples to calculate loadings.

The model PS9000 water level transducer, a 5PSIG sensor, was connected to a Lakewood Systems DRX data logger and programmed to record water level data every hour. The station was installed on October 11, 1990 and data retrieved on May 22, October 10 and October 30, 1991 during calibrations of the station. The data was imported into a Lotus 123R3 spreadsheet for purposes of developing a hydrograph for the creek.

3.2 DATA COLLECTION

3.2.1 Streamflow Calibrations

Streamflows were calibrated when the station was installed in October 11, 1990 and subsequently on May 22, October 10 and October 30, 1991 and February 18, 1992. During each calibration, water depths were obtained using a weighted line every 0.5 m interval across the channel and streamflow measurements taken. Streamflow was measured at the 0.5 m intervals at 0.4 of total depth from the stream bottom using a weathermetrics flow meter and digital readout which was averaged over 45 seconds. Staff gauge readings were taken and the data logger downloaded.

The flow measurement data was compiled into Lotus 123.R3 spreadsheets and the total discharge calculated. These calculations are presented in Appendix C-1.

3.2.2 Stage Discharge Curve

The stage discharge curve was compiled using the flow calibrations and staff gauge readings in a least squares fit program in a Lotus 123R3 spreadsheet. The resulting table and graph are presented in Appendix C-2.

3.2.3 Hydrograph

The Lakewood data loggers provide voltage readings which were translated using calibration coefficients into water level fluctuations in metres and matched to the staff gauge readings for purposes of obtaining a hydrograph which is presented in Appendix C-3.

The sensor remained covered except for intermittent periods during the winter months when water levels dropped below the sensor producing negative numbers in the data. These negative values are not representative of water levels below the sensor's position and negative numbers were given a zero value in the hydrograph even though there is approximately 0.5 m water depth at the deepest point in the cross section.

During the winter low flow calibration taken on February 18, 1992, water levels were sufficient to cover the sensor and give a staff gauge reading of 0.020 m. A spring freshet flow has not been calibrated, although high flow conditions in October 10, 1991 provided the data needed to determine the high flow point on the stage discharge curve. Summer low flow probably does not exist due to the diurnal fluctuations typical of glacial fed streams such as Bitter Creek and late seasonal snow melt at higher elevations.

The hydrograph illustrates the diurnal fluctuations in flows in Bitter Creek particularly during the summer months caused by daily glacial melt and the extreme peak flows experienced in October 1991 during heavy rain and flood conditions that prevailed through the Smithers, Terrace and Stewart areas in early October.

4.0 WATER QUALITY

4.1. SAMPLING STATION LOCATIONS

The water quality sampling program was set up to coincide with stream flow calibration and weather station data retrieval field trips. Samples were collected at stations W1 through W7 on September 27 and W1 through W9 on October 10, 1990. A tenth station was added to the program on May 22 and October 30, 1991. The sample sites (W1 to W10) are illustrated on Drawing No. H1231.101 located in Appendix A. Drill Hole BZ89-02 was sampled and is presented in the data as sample site W6.

4.2 DATA COLLECTION

All samples were collected, field-filtered, preserved, and shipped to Analytical Services Laboratories (ASL) in Vancouver within 48 hours of collection for analysis. Water quality samples were preserved as follows:

- 1 litre - cyanide preserved with NaOH to pH of 12 or more.
- 1 litre - general parameters; kept cold.
- 500 ml - low level mercury preserved with HNO₃ to pH 2 or less.
- 250 ml - dissolved metals were filtered (0.45 u cellulose nitrate) and preserved with HNO₃ to pH 2 or less.
- 250 ml - total metal samples were preserved with HNO₃ to pH 2 or less.

Analyses of water were performed by ASL in accordance with "Standard Methods for the Examination of Water and Wastewater" published by the American Public Health Association, 1985 and 1989. Analysis consisted of physical parameters such as conductivity, turbidity, pH, alkalinity, suspended and dissolved solids, nutrients (including nitrogen and phosphorous species),

cyanide and a variety of total and dissolved metals.

Environment Canada, Water Surveys Branch has been sampling water quality on the Bear River on an intermittent basis since October 18, 1983. This data is presented in Appendix D-2 and is accompanied by data on floppy diskette. Field parameters including air temperature, water temperature and specific conductivity are provided. The samples were analysed in the laboratory (not identified) for pH, turbidity, apparent colour, alkalinity and various metals.

5.0 APPENDICES

APPENDIX B-1

**WEATHER STATION
MINIMUMS**

BOND GOLD CANADA INC.
 RED MOUNTAIN PROJECT
 WEATHER STATION DATA - MINIMUMS
 October 10, 1990 to February 24, 1991

Notes:

- Date - Date of installation.
- Time - Time data logger started in Pacific Standard Time.
- Analog 1 - Temperature is in degrees celsius.
- Analog 2 - Wind direction in degrees relative to tower installation.
- Adjusted - Wind direction has been adjusted to true degrees.
- Analog 3 - Wind speed in metres/second.
- Acc. 9 - Tipping bucket rain gauge (number of tips).

MINIMUMS

DATE	TIME	ANALOG 1 TP6 DEG. CEL.	ANALOG 2 AZIMUTH REL. DEG.	ADJUSTED AZIMUTH TRUE DEG.	ANALOG 3 WINDSPED M/S	ACC. 9
10-Oct-90	19:06:22	-3.23589	200.5596	204.0596	0.0835	14
10-Oct-90	20:36:22	-3.19437	193.1976	196.6976	0.8235	14
10-Oct-90	22:06:22	-3.16818	196.4952	199.9952	0.038	14
10-Oct-90	23:36:22	-3.8506	0.162	3.662	0.038	14
11-Oct-90	01:05:00	-3.76703	4.1724	7.6724	0.0005	14
11-Oct-90	02:35:00	-3.88727	46.4724	49.9724	0.2135	14
11-Oct-90	04:05:00	-3.40214	72.18	75.68	0.7245	14
11-Oct-90	05:35:00	-3.25155	36.6372	40.1372	1.4265	14
11-Oct-90	07:05:00	-2.7954	33.8904	37.3904	2.1895	14
11-Oct-90	08:35:00	-2.71275	25.542	29.042	1.7395	14
11-Oct-90	10:05:00	-3.02304	29.2212	32.7212	2.8305	14
11-Oct-90	11:35:00	-2.99723	37.134	40.634	3.746	14
11-Oct-90	13:05:00	-3.04886	24.3324	27.8324	9.079	14
11-Oct-90	14:35:00	-2.5321	47.3508	50.8508	8.453501	14
11-Oct-90	16:05:00	-1.75071	32.2992	35.7992	2.5785	14
11-Oct-90	17:35:00	-1.70474	44.2728	47.7728	1.5105	14
11-Oct-90	19:05:00	-2.20237	5.0508	8.5508	0.198	14
11-Oct-90	20:35:00	-2.47533	49.7124	53.2124	1.457	14
11-Oct-90	22:05:00	-2.19193	44.8776	48.3776	0.4425	14
11-Oct-90	23:35:00	-1.93009	2.0304	5.5304	1.2665	14
12-Oct-90	01:05:00	-1.99162	4.0644	7.5644	0.9	14
12-Oct-90	02:35:00	-2.10974	8.0172	11.5172	0.175	14
12-Oct-90	04:05:00	-1.84809	5.2164	8.7164	0.16	14
12-Oct-90	05:35:00	-1.79167	6.48	9.98	0.114	14
12-Oct-90	07:05:00	-1.48986	9.3384	12.8384	0.885	14

12-Oct-90	08:35:00	-1.87363	28.5084	32.0084	0.2135	14
12-Oct-90	10:05:00	-1.54614	216.4356	219.9356	0.4425	14
12-Oct-90	11:35:00	-0.5275	206.1072	209.6072	3.1205	14
12-Oct-90	13:05:00	-0.3145	224.1828	227.6828	2.9755	14
12-Oct-90	14:35:00	0.186432	210.834	214.334	1.556	14
12-Oct-90	16:05:00	0.17617	237.8052	241.3052	1.1745	14
12-Oct-90	17:35:00	-1.6229	224.622	228.122	3.845	14
12-Oct-90	19:05:00	-3.50108	224.622	228.122	1.213	14
12-Oct-90	20:35:00	-3.69414	170.8416	174.3416	2.0445	14
12-Oct-90	22:05:00	-4.312	222.1488	225.6488	2.9755	14
12-Oct-90	23:35:00	-4.36472	212.094	215.594	1.8385	14
13-Oct-90	01:05:00	-4.01831	221.7096	225.2096	2.67	14
13-Oct-90	02:35:00	-4.61224	226.1052	229.6052	3.0975	14
13-Oct-90	04:05:00	-4.71776	208.746	212.246	0.8695	14
13-Oct-90	05:35:00	-4.80227	185.2884	188.7884	0.0835	14
13-Oct-90	07:05:00	-5.09913	7.578	11.078	0.0005	14
13-Oct-90	08:35:00	-4.97713	0.0036	3.5036	0.0005	14
13-Oct-90	10:05:00	-4.44887	35.3736	38.8736	0.0005	14
13-Oct-90	11:35:00	-2.83167	14.3352	17.8352	0.038	14
13-Oct-90	13:05:00	-2.33623	176.7204	180.2204	1.5105	14
13-Oct-90	14:35:00	-1.54614	202.3164	205.8164	1.7775	14
13-Oct-90	16:05:00	-2.47533	229.6188	233.1188	1.3885	14
13-Oct-90	17:35:00	-3.99738	202.8672	206.3672	1.915	14
13-Oct-90	19:05:00	-5.12035	223.74	227.24	1.7545	14
13-Oct-90	20:35:00	-5.86726	53.8884	57.3884	0.3585	14
13-Oct-90	22:05:00	-5.64793	60.426	63.926	0.0005	14
13-Oct-90	23:35:00	-5.48763	6.48	9.98	0.16	14
14-Oct-90	01:05:00	-5.17883	185.0688	188.5688	0.1445	14
14-Oct-90	02:35:00	-5.34895	17.7948	21.2948	0.0005	14
14-Oct-90	04:05:00	-5.36501	187.3764	190.8764	1.144	14
14-Oct-90	05:35:00	-5.58349	28.674	32.174	0.0225	14
14-Oct-90	07:05:00	-5.58349	6.7536	10.2536	0.038	14
14-Oct-90	08:35:00	-5.86726	13.788	17.288	0.0005	14
14-Oct-90	10:05:00	-5.37548	31.86	35.36	0.0005	14
14-Oct-90	11:35:00	-3.71501	39.276	42.776	0.0005	14
14-Oct-90	13:05:00	-1.65341	76.90321	80.40321	0.053	14
14-Oct-90	14:35:00	-1.00014	46.0332	49.5332	0.053	14
14-Oct-90	16:05:00	-1.45403	47.9556	51.4556	0.038	14
14-Oct-90	17:35:00	-3.19437	32.4072	35.9072	0.0005	14
14-Oct-90	19:05:00	-5.07791	49.3272	52.8272	0.0005	14
14-Oct-90	20:35:00	-5.72787	39.7152	43.2152	0.0005	14
14-Oct-90	22:05:00	-5.89398	37.9584	41.4584	0.0005	14
14-Oct-90	23:35:00	-7.2543	48.6144	52.1144	1.4265	14
15-Oct-90	01:05:00	-7.23242	67.842	71.342	1.9455	14
15-Oct-90	02:35:00	-6.12535	32.4072	35.9072	0.8235	14
15-Oct-90	04:05:00	-6.17899	78.8292	82.3292	0.038	14
15-Oct-90	05:35:00	-5.14158	59.8752	63.3752	1.0145	14
15-Oct-90	07:05:00	-4.65443	52.7904	56.2904	0.6865	14
15-Oct-90	08:35:00	-4.71776	69.70679	73.20679	1.1745	14
15-Oct-90	10:05:00	-4.35404	44.55	48.05	1.602	14

15-Oct-90	11:35:00	-3.02304	52.6248	56.1248	0.9	14
15-Oct-90	13:05:00	-2.33623	72.67319	76.17319	1.724	14
15-Oct-90	14:35:00	-1.70474	50.1516	53.6516	0.7475	14
15-Oct-90	16:05:00	-3.19437	71.4132	74.9132	0.5645	14
15-Oct-90	17:35:00	-3.63669	35.1	38.6	0.6025	14
15-Oct-90	19:05:00	-3.99738	33.8904	37.3904	1.411	14
15-Oct-90	20:35:00	-4.92401	26.9712	30.4712	0.2975	14
15-Oct-90	22:05:00	-5.68509	192.1536	195.6536	1.373	14
15-Oct-90	23:35:00	-6.31927	176.2776	179.7776	1.3275	14
16-Oct-90	01:05:00	-7.68811	233.0244	236.5244	0.9	14
16-Oct-90	02:35:00	-7.70473	208.746	212.246	1.4265	14
16-Oct-90	04:05:00	-7.31998	155.0196	158.5196	0.511	14
16-Oct-90	05:35:00	-7.28157	192.5928	196.0928	0.0005	14
16-Oct-90	07:05:00	-7.40767	10.1592	13.6592	0.0005	14
16-Oct-90	08:35:00	-7.15034	11.0952	14.5952	0.114	14
16-Oct-90	10:05:00	-6.78495	120.1932	123.6932	0.0005	14
16-Oct-90	11:35:00	-5.93724	223.2468	226.7468	0.4575	14
16-Oct-90	13:05:00	-4.57007	204.9552	208.4552	0.839	14
16-Oct-90	14:35:00	-1.64335	229.0716	232.5716	0.9685	14
16-Oct-90	16:05:00	-3.21513	222.588	226.088	1.213	14
16-Oct-90	17:35:00	-4.57007	238.6296	242.1296	0.282	14
16-Oct-90	19:05:00	-6.40032	7.6896	11.1896	0.0005	14
16-Oct-90	20:35:00	-7.29808	44.55	48.05	0.198	14
16-Oct-90	22:05:00	-5.15202	59.382	62.882	1.091	14
16-Oct-90	23:35:00	-5.80824	40.9248	44.4248	1.312	14
17-Oct-90	01:05:00	-4.40679	38.8908	42.3908	2.304	14
17-Oct-90	02:35:00	-4.76001	40.1544	43.6544	5.745	14
17-Oct-90	04:05:00	-4.82342	28.674	32.174	7.2785	14
17-Oct-90	05:35:00	-5.0567	31.5864	35.0864	7.9805	14
17-Oct-90	07:05:00	-5.39678	23.346	26.846	7.5075	14
17-Oct-90	08:35:00	-5.10957	40.4856	43.9856	8.8655	14
17-Oct-90	10:05:00	-4.85531	36.5292	40.0292	7.263	14
17-Oct-90	11:35:00	-4.50686	41.472	44.972	8.316	14
17-Oct-90	13:05:00	-4.04441	16.3692	19.8692	9.704499	14
17-Oct-90	14:35:00	-3.62609	35.7048	39.2048	8.7815	14
17-Oct-90	16:05:00	-3.26687	29.1132	32.6132	8.2625	14
17-Oct-90	17:35:00	-3.83518	25.6536	29.1536	8.2245	14
17-Oct-90	19:05:00	-4.36472	35.7048	39.2048	9.117	14
17-Oct-90	20:35:00	-4.16503	18.7848	22.2848	8.926499	14
17-Oct-90	22:05:00	-3.54273	26.8596	30.3596	6.4925	14
17-Oct-90	23:35:00	-3.03357	17.9064	21.4064	6.4775	14
18-Oct-90	01:05:00	-2.8883	40.7052	44.2052	5.89	14
18-Oct-90	02:35:00	-3.79339	45.0972	48.5972	0.267	14
18-Oct-90	04:05:00	-3.8979	26.4204	29.9204	0.0005	14
18-Oct-90	05:35:00	-3.81428	31.0896	34.5896	0.0005	14
18-Oct-90	07:05:00	-4.1389	203.0328	206.5328	0.999	14
18-Oct-90	08:35:00	-4.96636	219.8412	223.3412	2.029	14
18-Oct-90	10:05:00	-5.06713	203.1408	206.6408	1.6555	14
18-Oct-90	11:35:00	-5.51945	183.1464	186.6464	1.7545	14
18-Oct-90	13:05:00	-5.37548	198.6912	202.1912	2.029	14

18-Oct-90	14:35:00	-5.19485	216.0504	219.5504	1.1745	14
18-Oct-90	16:05:00	-5.89398	225.828	229.328	0.381	14
18-Oct-90	17:35:00	-6.51374	197.9244	201.4244	1.068	14
18-Oct-90	19:05:00	-7.05191	209.844	213.344	1.213	14
18-Oct-90	20:35:00	-7.04083	194.958	198.458	0.526	14
18-Oct-90	22:05:00	-7.91469	119.6424	123.1424	0.0835	14
18-Oct-90	23:35:00	-7.31998	204.624	208.124	0.4805	14
19-Oct-90	01:05:00	-7.09556	193.914	197.414	0.0225	14
19-Oct-90	02:35:00	-7.83713	222.3684	225.8684	0.4805	14
19-Oct-90	04:05:00	-8.91902	234.1224	237.6224	0.4575	14
19-Oct-90	05:35:00	-7.93681	185.6196	189.1196	1.129	14
19-Oct-90	07:05:00	-7.19405	236.322	239.822	0.6255	14
19-Oct-90	08:35:00	-6.45417	45.3168	48.8168	0.3585	14
19-Oct-90	10:05:00	-5.72787	182.9268	186.4268	0.6405	14
19-Oct-90	11:35:00	-4.05506	167.436	170.936	0.4115	14
19-Oct-90	13:05:00	-2.58856	215.5572	219.0572	0.8085	14
19-Oct-90	14:35:00	-2.81608	210.0636	213.5636	0.0225	14
19-Oct-90	16:05:00	-3.60525	107.7768	111.2768	0.038	14
19-Oct-90	17:35:00	-3.55332	208.746	212.246	0.282	14
19-Oct-90	19:05:00	-4.27515	21.0384	24.5384	0.0835	14
19-Oct-90	20:35:00	-3.80367	94.8132	98.3132	0.0225	14
19-Oct-90	22:05:00	-3.41783	7.3044	10.8044	0.038	14
19-Oct-90	23:35:00	-2.97652	0.7128	4.2128	0.0225	14
20-Oct-90	01:05:00	-2.48546	83.6064	87.1064	0.114	14
20-Oct-90	02:35:00	-2.36694	4.0644	7.5644	0.0005	14
20-Oct-90	04:05:00	-2.48546	64.656	68.156	0.5795	14
20-Oct-90	05:35:00	-2.5321	76.1904	79.6904	0.32	14
20-Oct-90	07:05:00	-2.19193	87.6168	91.1168	2.1055	14
20-Oct-90	08:35:00	-2.27957	71.5212	75.0212	1.251	14
20-Oct-90	10:05:00	-1.94555	29.1132	32.6132	2.2275	14
20-Oct-90	11:35:00	-0.26371	36.2556	39.7556	2.5785	14
20-Oct-90	13:05:00	-0.63927	39.0024	42.5024	5.745	14
20-Oct-90	14:35:00	-1.52034	30.5424	34.0424	7.721	14
20-Oct-90	16:05:00	-2.59905	37.0224	40.5224	7.347	14
20-Oct-90	17:35:00	-2.71275	35.1	38.6	8.7815	14
20-Oct-90	19:05:00	-3.11139	31.968	35.468	4.669	14
20-Oct-90	20:35:00	-2.39799	17.1936	20.6936	4.5315	14
20-Oct-90	22:05:00	-1.29074	0.0036	3.5036	1.251	14
20-Oct-90	23:35:00	-1.23959	16.9164	20.4164	1.915	14
21-Oct-90	01:05:00	-2.50608	12.5244	16.0244	1.602	14
21-Oct-90	02:35:00	-3.41783	21.4236	24.9236	0.053	14
21-Oct-90	04:05:00	-3.62609	129.9708	133.4708	0.038	14
21-Oct-90	05:35:00	-3.86122	221.49	224.99	1.915	14
21-Oct-90	07:05:00	-5.00874	225.9936	229.4936	1.457	14
21-Oct-90	08:35:00	-4.80227	41.5836	45.0836	0.0005	14
21-Oct-90	10:05:00	-4.43818	45.3168	48.8168	0.038	14
21-Oct-90	11:35:00	-3.63669	215.5572	219.0572	2.5785	14
21-Oct-90	13:05:00	-2.20237	220.7196	224.2196	1.8535	14
21-Oct-90	14:35:00	-1.48986	1.9224	5.4224	0.4805	14
21-Oct-90	16:05:00	-0.64926	218.1384	221.6384	0.0225	14

21-Oct-90	17:35:00	-3.64695	194.076	197.576	0.526	14
21-Oct-90	19:05:00	-4.09697	188.5284	192.0284	0.511	14
21-Oct-90	20:35:00	-4.18085	22.5756	26.0756	0.0225	14
21-Oct-90	22:05:00	-4.10728	14.886	18.386	0.0005	14
21-Oct-90	23:35:00	-4.05506	191.1672	194.6672	0.923	14
22-Oct-90	01:05:00	-4.22282	228.6324	232.1324	1.7775	14
22-Oct-90	02:35:00	-4.14921	209.7324	213.2324	1.617	14
22-Oct-90	04:05:00	-4.23315	234.288	237.788	1.358	14
22-Oct-90	05:35:00	-4.67035	229.5108	233.0108	1.0145	14
22-Oct-90	07:05:00	-4.35404	238.0248	241.5248	1.556	14
22-Oct-90	08:35:00	-4.67035	224.1828	227.6828	1.7775	14
22-Oct-90	10:05:00	-3.79339	240.9372	244.4372	2.533	14
22-Oct-90	11:35:00	-3.13213	42.9552	46.4552	0.114	14
22-Oct-90	13:05:00	-1.64335	4.5036	8.0036	0.198	14
22-Oct-90	14:35:00	-1.09694	71.9604	75.4604	0.053	14
22-Oct-90	16:05:00	-1.73024	99.3708	102.8708	2.4715	14
22-Oct-90	17:35:00	-2.259	66.906	70.406	1.7545	14
22-Oct-90	19:05:00	-2.60919	53.8884	57.3884	1.0295	14
22-Oct-90	20:35:00	-2.72291	35.8164	39.3164	1.144	14
22-Oct-90	22:05:00	-1.98153	40.7052	44.2052	2.5175	14
22-Oct-90	23:35:00	-1.49991	42.1308	45.6308	1.8995	14
23-Oct-90	01:05:00	-1.01049	40.7052	44.2052	2.403	14
23-Oct-90	02:35:00	-1.2192	31.5864	35.0864	3.761	14
23-Oct-90	04:05:00	-1.29074	26.532	30.032	4.2875	14
23-Oct-90	05:35:00	-1.25998	33.5088	37.0088	6.4775	14
23-Oct-90	07:05:00	-1.09694	29.3328	32.8328	6.294	14
23-Oct-90	08:35:00	-0.89341	43.6716	47.1716	4.9745	14
23-Oct-90	10:05:00	-0.85275	45.9216	49.4216	5.272	14
23-Oct-90	11:35:00	-0.64926	41.1444	44.6444	4.8445	14
23-Oct-90	13:05:00	-0.10678	45.0972	48.5972	5.1725	14
23-Oct-90	14:35:00	0.73606	45.0972	48.5972	2.9755	14
23-Oct-90	16:05:00	0.216553	55.0404	58.5404	4.2265	14
23-Oct-90	17:35:00	0.125845	56.6352	60.1352	3.1205	14
23-Oct-90	19:05:00	-0.01064	80.1468	83.6468	4.501	14
23-Oct-90	20:35:00	-0.13231	34.3332	37.8332	1.129	14
23-Oct-90	22:05:00	-0.06633	21.6432	25.1432	0.175	14
23-Oct-90	23:35:00	-0.13231	27.0792	30.5792	0.0005	14
24-Oct-90	01:05:00	-0.18273	49.5468	53.0468	0.0005	14
24-Oct-90	02:35:00	-0.57306	0.7128	4.2128	0.0005	14
24-Oct-90	04:05:00	-0.85275	23.0688	26.5688	0.0005	14
24-Oct-90	05:35:00	-1.15805	62.568	66.068	0.0005	15
24-Oct-90	07:05:00	-1.29074	164.358	167.858	0.0005	15
24-Oct-90	08:35:00	-1.20917	40.4856	43.9856	0.526	16
24-Oct-90	10:05:00	-1.43863	202.8672	206.3672	1.724	16
24-Oct-90	11:35:00	-1.79167	209.0196	212.5196	2.548	16
24-Oct-90	13:05:00	-2.46486	193.914	197.414	3.4485	16
24-Oct-90	14:35:00	-3.23589	204.0768	207.5768	2.1055	16
24-Oct-90	16:05:00	-2.38753	179.4636	182.9636	0.7245	16
24-Oct-90	17:35:00	-4.4858	5.2164	8.7164	0.5645	16
24-Oct-90	19:05:00	-4.81302	8.7336	12.2336	0.7015	17

24-Oct-90	20:35:00	-5.22655	17.3016	20.8016	0.0005	17
24-Oct-90	22:05:00	-5.89398	0.0036	3.5036	0.099	17
24-Oct-90	23:35:00	-5.95307	0.2736	3.7736	0.114	17
25-Oct-90	01:05:00	-6.68743	59.1048	62.6048	2.0675	17
25-Oct-90	02:35:00	-7.09556	35.7048	39.2048	1.48	17
25-Oct-90	04:05:00	-7.00294	38.5596	42.0596	1.915	17
25-Oct-90	05:35:00	-6.72514	39.7152	43.2152	3.5245	17
25-Oct-90	07:05:00	-7.00294	35.9244	39.4244	5.699	17
25-Oct-90	08:35:00	-7.16646	37.6812	41.1812	5.0885	17
25-Oct-90	10:05:00	-6.48679	35.8164	39.3164	5.8135	18
25-Oct-90	11:35:00	-5.71735	35.4852	38.9852	6.05	18
25-Oct-90	13:05:00	-4.97713	41.5836	45.0836	5.8135	18
25-Oct-90	14:35:00	-1.6229	35.4852	38.9852	6.4315	18
25-Oct-90	16:05:00	-2.38753	37.134	40.634	5.76	18
25-Oct-90	17:35:00	-3.22534	32.6268	36.1268	6.775	18
25-Oct-90	19:05:00	-3.13213	34.8804	38.3804	7.95	18
25-Oct-90	20:35:00	-3.35033	40.9248	44.4248	7.9805	18
25-Oct-90	22:05:00	-2.83167	27.7956	31.2956	6.851	18
25-Oct-90	23:35:00	-2.81608	34.5528	38.0528	7.5455	18
26-Oct-90	01:05:00	-2.9402	17.3016	20.8016	4.585	18
26-Oct-90	02:35:00	-2.72291	36.5292	40.0292	2.876	18
26-Oct-90	04:05:00	-2.83167	50.3712	53.8712	0.8695	18
26-Oct-90	05:35:00	-2.55779	48.78	52.28	1.5105	18
26-Oct-90	07:05:00	-2.60919	18.6768	22.1768	0.839	18
26-Oct-90	08:35:00	-2.65081	10.8756	14.3756	0.7015	18
26-Oct-90	10:05:00	-2.85743	5.9292	9.4292	0.5415	18
26-Oct-90	11:35:00	-2.06867	23.346	26.846	1.19	18
26-Oct-90	13:05:00	-1.84809	37.5192	41.0192	2.548	18
26-Oct-90	14:35:00	-1.86354	47.9556	51.4556	5.7145	18
26-Oct-90	16:05:00	-2.97652	39.6036	43.1036	5.8745	18
26-Oct-90	17:35:00	-3.52702	37.8468	41.3468	10.582	18
26-Oct-90	19:05:00	-3.63669	44.55	48.05	12.474	18
26-Oct-90	20:35:00	-3.02304	27.7956	31.2956	13.9545	18
26-Oct-90	22:05:00	-2.8883	35.4852	38.9852	13.939	18
26-Oct-90	23:35:00	-2.06867	40.32	43.82	9.308	18
27-Oct-90	01:05:00	-2.83167	24.8292	28.3292	0.0835	18
27-Oct-90	02:35:00	-2.71275	38.5596	42.0596	0.5415	18
27-Oct-90	04:05:00	-2.8883	35.2656	38.7656	1.411	18
27-Oct-90	05:35:00	-2.80557	59.9868	63.4868	2.1895	18
27-Oct-90	07:05:00	-2.58856	30.1032	33.6032	2.2885	18
27-Oct-90	08:35:00	-2.64032	2.8548	6.3548	1.8385	18
27-Oct-90	10:05:00	-2.47533	35.9244	39.4244	1.3275	18
27-Oct-90	11:35:00	-2.54731	15.1596	18.6596	0.999	18
27-Oct-90	13:05:00	-1.84809	15.5988	19.0988	1.2665	18
27-Oct-90	14:35:00	-1.06121	0.162	3.662	1.1135	18
27-Oct-90	16:05:00	-1.582	5.6016	9.1016	0.6025	18
27-Oct-90	17:35:00	-3.41783	5.6016	9.1016	1.5715	18
27-Oct-90	19:05:00	-4.04441	30.87	34.37	0.8085	18
27-Oct-90	20:35:00	-4.21216	63.3924	66.8924	0.8695	18
27-Oct-90	22:05:00	-4.38575	35.4852	38.9852	0.2975	18

27-Oct-90	23:35:00	-4.69146	170.1252	173.6252	0.198	18
28-Oct-90	01:05:00	-5.19485	12.4128	15.9128	0.0005	18
28-Oct-90	02:35:00	-5.00874	228.4668	231.9668	1.556	18
28-Oct-90	04:05:00	-5.53554	171.9936	175.4936	0.267	18
28-Oct-90	05:35:00	-5.92633	0.8208	4.3208	0.0225	18
28-Oct-90	07:05:00	-5.56214	46.746	50.246	1.5715	18
28-Oct-90	08:35:00	-4.72849	34.3332	37.8332	0.923	18
28-Oct-90	10:05:00	-4.57007	46.1988	49.6988	1.6325	18
28-Oct-90	11:35:00	-3.76703	54.5472	58.0472	1.213	18
28-Oct-90	13:05:00	-2.23844	25.2108	28.7108	0.4805	18
28-Oct-90	14:35:00	-1.83264	6.372	9.872	1.4265	18
28-Oct-90	16:05:00	-2.99723	42.8472	46.3472	1.7775	18
28-Oct-90	17:35:00	-3.63669	35.1	38.6	3.204	18
28-Oct-90	19:05:00	-4.06536	36.6372	40.1372	3.7	18
28-Oct-90	20:35:00	-3.81428	37.5192	41.0192	4.6005	18
28-Oct-90	22:05:00	-3.86122	40.7052	44.2052	5.0355	18
28-Oct-90	23:35:00	-3.86122	41.8572	45.3572	2.96	18
29-Oct-90	01:05:00	-3.66268	44.1648	47.6648	1.4265	18
29-Oct-90	02:35:00	-4.26482	63.8316	67.3316	1.6705	18
29-Oct-90	04:05:00	-4.549	10.764	14.264	0.4115	18
29-Oct-90	05:35:00	-4.63334	2.5812	6.0812	0.1445	18
29-Oct-90	07:05:00	-5.09913	85.4748	88.9748	0.198	18
29-Oct-90	08:35:00	-6.00693	58.2264	61.7264	1.9455	18
29-Oct-90	10:05:00	-5.39678	39.7152	43.2152	4.1195	18
29-Oct-90	11:35:00	-4.12824	33.8904	37.3904	5.417	18
29-Oct-90	13:05:00	-3.52702	33.8904	37.3904	5.8135	18
29-Oct-90	14:35:00	-3.64695	42.9552	46.4552	8.8195	18
29-Oct-90	16:05:00	-3.8506	21.204	24.704	9.0485	18
29-Oct-90	17:35:00	-4.73888	39.7152	43.2152	9.9335	18
29-Oct-90	19:05:00	-4.86572	33.7284	37.2284	9.102	18
29-Oct-90	20:35:00	-4.55936	38.286	41.786	7.6905	18
29-Oct-90	22:05:00	-4.38575	27.7956	31.2956	6.7365	18
29-Oct-90	23:35:00	-3.86122	29.6604	33.1604	5.516	18
30-Oct-90	01:05:00	-3.81428	27.684	31.184	4.425	18
30-Oct-90	02:35:00	-4.16503	31.5864	35.0864	5.684	18
30-Oct-90	04:05:00	-3.69414	28.4004	31.9004	7.2095	18
30-Oct-90	05:35:00	-3.50108	30.9816	34.4816	6.8665	18
30-Oct-90	07:05:00	-3.48026	38.7828	42.2828	6.363	18
30-Oct-90	08:35:00	-3.02304	28.9476	32.4476	6.027	18
30-Oct-90	10:05:00	-2.50608	32.6268	36.1268	5.2565	18
30-Oct-90	11:35:00	-2.27957	26.64	30.14	2.121	18
30-Oct-90	13:05:00	-1.47948	10.2708	13.7708	2.2885	18
30-Oct-90	14:35:00	0.08511	11.0952	14.5952	1.129	18
30-Oct-90	16:05:00	-1.2192	46.746	50.246	0.7245	18
30-Oct-90	17:35:00	-2.47533	1.9224	5.4224	0.282	18
30-Oct-90	19:05:00	-3.31387	147.7692	151.2692	0.923	18
30-Oct-90	20:35:00	-4.23315	221.49	224.99	1.358	18
30-Oct-90	22:05:00	-4.69146	225.5544	229.0544	1.617	18
30-Oct-90	23:35:00	-4.90839	207.8676	211.3676	2.5175	18
31-Oct-90	01:05:00	-5.14158	208.854	212.354	0.2135	18

31-Oct-90	02:35:00	-5.54639	197.6472	201.1472	0.053	18
31-Oct-90	04:05:00	-5.88343	176.3892	179.8892	1.129	18
31-Oct-90	05:35:00	-6.49778	211.986	215.486	0.381	18
31-Oct-90	07:05:00	-6.55703	227.97	231.47	0.3355	18
31-Oct-90	08:35:00	-6.6981	237.0348	240.5348	0.656	18
31-Oct-90	10:05:00	-6.48679	212.3712	215.8712	0.0005	18
31-Oct-90	11:35:00	-5.86726	83.3328	86.8328	0.0005	18
31-Oct-90	13:05:00	-4.69146	2.304	5.804	0.0005	18
31-Oct-90	14:35:00	-3.75128	153.3708	156.8708	0.114	18
31-Oct-90	16:05:00	-4.55936	158.4792	161.9792	0.053	18
31-Oct-90	17:35:00	-7.15034	19.8288	23.3288	0.038	18
31-Oct-90	19:05:00	-6.21147	26.532	30.032	0.0005	18
31-Oct-90	20:35:00	-6.30831	31.968	35.468	0.0005	18
31-Oct-90	22:05:00	-5.79771	176.7204	180.2204	0.198	18
31-Oct-90	23:35:00	-5.71735	95.6376	99.1376	0.1445	18
01-Nov-90	01:05:00	-5.48763	117.0072	120.5072	0.0225	18
01-Nov-90	02:35:00	-5.64793	231.4332	234.9332	0.038	18
01-Nov-90	04:05:00	-5.92633	211.1076	214.6076	0.6255	18
01-Nov-90	05:35:00	-6.49778	41.8572	45.3572	0.0005	18
01-Nov-90	07:05:00	-6.34085	48.3948	51.8948	0.099	18
01-Nov-90	08:35:00	-5.79771	214.8984	218.3984	0.511	18
01-Nov-90	10:05:00	-4.96636	210.1716	213.6716	0.938	18
01-Nov-90	11:35:00	-4.40679	187.7616	191.2616	0.511	18
01-Nov-90	13:05:00	-3.595	7.8552	11.3552	0.5795	18
01-Nov-90	14:35:00	-3.55332	198.5256	202.0256	0.1445	18
01-Nov-90	16:05:00	-3.31387	201.9888	205.4888	0.938	18
01-Nov-90	17:35:00	-4.40679	231.048	234.548	1.297	18
01-Nov-90	19:05:00	-4.57007	165.7872	169.2872	0.0835	18
01-Nov-90	20:35:00	-5.19485	33.1236	36.6236	0.053	18
01-Nov-90	22:05:00	-5.31685	25.6536	29.1536	0.038	18
01-Nov-90	23:35:00	-5.09913	27.0792	30.5792	0.0225	18
02-Nov-90	01:05:00	-5.49812	95.8572	99.3572	0.3585	18
02-Nov-90	02:35:00	-5.17883	62.676	66.176	1.4265	18
02-Nov-90	04:05:00	-5.80824	62.676	66.176	1.457	18
02-Nov-90	05:35:00	-5.66931	45.8136	49.3136	1.7925	18
02-Nov-90	07:05:00	-4.30167	50.2632	53.7632	2.7005	18
02-Nov-90	08:35:00	-4.24898	54.6552	58.1552	0.2135	18
02-Nov-90	10:05:00	-4.40679	2.8548	6.3548	3.2575	18
02-Nov-90	11:35:00	-3.44375	5.0508	8.5508	0.4115	18
02-Nov-90	13:05:00	-2.80557	0.0036	3.5036	0.938	18
02-Nov-90	14:35:00	-3.43352	12.0276	15.5276	0.4115	18
02-Nov-90	16:05:00	-4.10728	38.8908	42.3908	0.053	18
02-Nov-90	17:35:00	-4.98755	1.0404	4.5404	0.053	18
02-Nov-90	19:05:00	-4.98755	4.1724	7.6724	0.7475	18
02-Nov-90	20:35:00	-4.93997	11.0952	14.5952	0.4115	18
02-Nov-90	22:05:00	-4.16503	17.1936	20.6936	2.0905	18
02-Nov-90	23:35:00	-4.19117	42.9552	46.4552	1.6935	18
03-Nov-90	01:05:00	-4.19117	38.7828	42.2828	7.5075	18
03-Nov-90	02:35:00	-4.312	24.3324	27.8324	5.6535	18
03-Nov-90	04:05:00	-4.77074	28.782	32.282	8.804501	18

03-Nov-90	05:35:00	-3.05939	38.286	41.786	7.3625	18
03-Nov-90	07:05:00	-4.06536	29.826	33.326	9.346	18
03-Nov-90	08:35:00	-3.55332	38.7828	42.2828	3.4485	18
03-Nov-90	10:05:00	-3.44375	36.6372	40.1372	5.8135	18
03-Nov-90	11:35:00	-2.87812	44.2728	47.7728	5.3555	18
03-Nov-90	13:05:00	-3.21513	27.7956	31.2956	1.7395	18
03-Nov-90	14:35:00	-1.87363	31.2552	34.7552	1.7545	18
03-Nov-90	16:05:00	-2.26911	20.1024	23.6024	1.6555	18
03-Nov-90	17:35:00	-2.99723	18.126	21.626	0.0225	18
03-Nov-90	19:05:00	-3.62609	64.764	68.264	0.0005	18
03-Nov-90	20:35:00	-3.39191	64.2708	67.7708	0.0005	18
03-Nov-90	22:05:00	-3.54273	110.8548	114.3548	0.0005	18
03-Nov-90	23:35:00	-3.9291	108.3276	111.8276	0.0005	18
04-Nov-90	01:05:00	-4.10728	228.1356	231.6356	0.0005	18
04-Nov-90	02:35:00	-4.43818	69.1596	72.6596	0.0005	18
04-Nov-90	04:05:00	-5.26384	13.3452	16.8452	0.0005	18
04-Nov-90	05:35:00	-5.26384	0.0036	3.5036	0.0005	18
04-Nov-90	07:05:00	-5.24781	1.5372	5.0372	0.0005	18
04-Nov-90	08:35:00	-6.35182	10.764	14.264	0.038	18
04-Nov-90	10:05:00	-5.66931	2.8548	6.3548	0.0005	18
04-Nov-90	11:35:00	-4.97713	7.4124	10.9124	0.0005	18
04-Nov-90	13:05:00	-4.50686	6.2604	9.7604	0.4115	18
04-Nov-90	14:35:00	-4.35404	5.49	8.99	0.2365	18
04-Nov-90	16:05:00	-4.61224	82.8936	86.3936	0.114	18
04-Nov-90	17:35:00	-6.49778	8.236799	11.7368	0.0225	18
04-Nov-90	19:05:00	-6.89938	2.304	5.804	0.7245	18
04-Nov-90	20:35:00	-6.87192	9.9972	13.4972	0.6025	18
04-Nov-90	22:05:00	-7.58343	24.498	27.998	0.4575	18
04-Nov-90	23:35:00	-5.79771	14.0076	17.5076	0.511	18
05-Nov-90	01:05:00	-7.95314	18.3456	21.8456	0.0835	18
05-Nov-90	02:35:00	-7.89257	22.9608	26.4608	0.2365	18
05-Nov-90	04:05:00	-7.21018	23.0688	26.5688	0.3965	18
05-Nov-90	05:35:00	-6.79599	26.9712	30.4712	0.0225	18
05-Nov-90	07:05:00	-6.6981	47.736	51.236	1.1745	18
05-Nov-90	08:35:00	-6.34085	23.0688	26.5688	0.9	18
05-Nov-90	10:05:00	-5.65845	48.3948	51.8948	0.839	18
05-Nov-90	11:35:00	-4.72849	58.5576	62.0576	1.251	18
05-Nov-90	13:05:00	-3.77764	35.3736	38.8736	0.7625	18
05-Nov-90	14:35:00	-3.09065	92.5596	96.0596	0.2975	18
05-Nov-90	16:05:00	1.183713	84.924	88.424	0.8695	18
05-Nov-90	17:35:00	-4.67035	68.16959	71.66959	0.5795	18
05-Nov-90	19:05:00	-7.49549	11.754	15.254	0.038	18
05-Nov-90	20:35:00	-6.22772	1.7028	5.2028	0.198	18
05-Nov-90	22:05:00	-5.51945	17.1936	20.6936	0.7015	18
05-Nov-90	23:35:00	-6.51374	28.9476	32.4476	0.038	18
06-Nov-90	01:05:00	-4.71776	39.0024	42.5024	0.2135	18
06-Nov-90	02:35:00	-5.15202	46.0332	49.5332	1.3275	18
06-Nov-90	04:05:00	-4.24898	65.808	69.308	2.304	18
06-Nov-90	05:35:00	-4.23315	88.8264	92.3264	2.716	18
06-Nov-90	07:05:00	-4.64406	0.8208	4.3208	1.068	18

06-Nov-90	08:35:00	-6.37872	18.2376	21.7376	0.7245	18
06-Nov-90	10:05:00	-6.00693	8.128799	11.6288	0.9685	18
06-Nov-90	11:35:00	-3.79339	3.6792	7.1792	1.0145	18
06-Nov-90	13:05:00	-2.77473	0.2736	3.7736	0.6865	18
06-Nov-90	14:35:00	-2.259	9.0072	12.5072	0.381	18
06-Nov-90	16:05:00	-1.56156	186.606	190.106	0.938	18
06-Nov-90	17:35:00	-2.21787	132.0012	135.5012	0.5415	18
06-Nov-90	19:05:00	-2.72291	203.58	207.08	1.495	18
06-Nov-90	20:35:00	-3.03357	197.1	200.6	2.121	18
06-Nov-90	22:05:00	-2.95582	229.6188	233.1188	1.617	18
06-Nov-90	23:35:00	-2.39799	197.1	200.6	1.251	18
07-Nov-90	01:05:00	-2.62983	163.6452	167.1452	0.778	18
07-Nov-90	02:35:00	-2.75407	188.64	192.14	0.511	18
07-Nov-90	04:05:00	-2.56793	208.3068	211.8068	1.0525	18
07-Nov-90	05:35:00	-2.44932	203.472	206.972	1.0525	18
07-Nov-90	07:05:00	-2.85743	190.89	194.39	1.8155	18
07-Nov-90	08:35:00	-4.35404	198.0324	201.5324	2.0065	18
07-Nov-90	10:05:00	-4.36472	172.4904	175.9904	0.999	18
07-Nov-90	11:35:00	-5.45023	204.0768	207.5768	3.4025	18
07-Nov-90	13:05:00	-6.53539	211.1076	214.6076	3.7305	18
07-Nov-90	14:35:00	-7.21018	208.3068	211.8068	5.516	18
07-Nov-90	16:05:00	-9.09975	220.8312	224.3312	4.501	18
07-Nov-90	17:35:00	-9.8907	221.9292	225.4292	4.0585	18
07-Nov-90	19:05:00	-10.5194	220.1724	223.6724	3.3645	18
07-Nov-90	20:35:00	-10.8162	201.5496	205.0496	2.304	18
07-Nov-90	22:05:00	-11.0033	219.8412	223.3412	2.0065	18
07-Nov-90	23:35:00	-10.8629	220.9932	224.4932	2.533	18
08-Nov-90	01:05:00	-10.7695	228.4668	231.9668	5.1955	18
08-Nov-90	02:35:00	-11.1091	230.1696	233.6696	2.487	18
08-Nov-90	04:05:00	-11.2857	225.5544	229.0544	3.3795	18
08-Nov-90	05:35:00	-11.3743	201.8232	205.3232	2.533	18
08-Nov-90	07:05:00	-11.3743	182.4876	185.9876	0.6405	18
08-Nov-90	08:35:00	-10.8162	149.6916	153.1916	1.5105	18
08-Nov-90	10:05:00	-10.2587	218.25	221.75	0.3965	18
08-Nov-90	11:35:00	-9.14493	130.2984	133.7984	0.4805	18
08-Nov-90	13:05:00	-7.89257	30.9816	34.4816	1.129	18
08-Nov-90	14:35:00	-8.26419	18.6768	22.1768	0.8235	18
08-Nov-90	16:05:00	-8.90796	29.9916	33.4916	0.923	18
08-Nov-90	17:35:00	-9.14493	31.968	35.468	1.8155	18
08-Nov-90	19:05:00	-8.7731	1.9224	5.4224	0.8695	18
08-Nov-90	20:35:00	-8.52083	12.5244	16.0244	0.7625	18
08-Nov-90	22:05:00	-8.24742	41.0328	44.5328	0.3965	18
08-Nov-90	23:35:00	-8.59929	198.5256	202.0256	2.1515	18
09-Nov-90	01:05:00	-8.78414	201.33	204.83	2.0675	18
09-Nov-90	02:35:00	-9.71891	144.252	147.752	2.403	18
09-Nov-90	04:05:00	-10.3686	209.4048	212.9048	2.9755	18
09-Nov-90	05:35:00	-11.8373	229.0716	232.5716	1.312	18
09-Nov-90	07:05:00	-12.1307	234.1224	237.6224	2.792	18
09-Nov-90	08:35:00	-12.949	186.498	189.998	0.4425	18
09-Nov-90	10:05:00	-12.3715	203.7996	207.2996	2.2125	18

09-Nov-90	11:35:00	-12.1969	27.0792	30.5792	0.0835	18
09-Nov-90	13:05:00	-11.8373	66.6864	70.1864	0.198	18
09-Nov-90	14:35:00	-10.5601	10.8756	14.3756	0.198	18
09-Nov-90	16:05:00	-11.168	11.5344	15.0344	0.038	18
09-Nov-90	17:35:00	-11.3093	18.126	21.626	0.999	18
09-Nov-90	19:05:00	-11.4925	103.878	107.378	2.304	18
09-Nov-90	20:35:00	-11.4568	19.4436	22.9436	0.32	18
09-Nov-90	22:05:00	-10.8924	43.56	47.06	0.5415	18
09-Nov-90	23:35:00	-10.4673	112.1184	115.6184	0.16	18
10-Nov-90	01:05:00	-10.4555	152.766	156.266	0.0225	18
10-Nov-90	02:35:00	-10.6939	199.9548	203.4548	0.114	18
10-Nov-90	04:05:00	-11.9387	203.9652	207.4652	0.038	18
10-Nov-90	05:35:00	-12.2628	39.0024	42.5024	0.0225	18
10-Nov-90	07:05:00	-11.5341	35.7048	39.2048	1.358	18
10-Nov-90	08:35:00	-10.3974	8.128799	11.6288	1.068	18
10-Nov-90	10:05:00	-9.78186	17.028	20.528	2.365	18
10-Nov-90	11:35:00	-9.34872	40.9248	44.4248	2.594	18
10-Nov-90	13:05:00	-7.87046	37.4076	40.9076	1.5715	18
10-Nov-90	14:35:00	-7.62744	33.2892	36.7892	1.3885	18
10-Nov-90	16:05:00	-8.50947	41.364	44.864	1.129	18
10-Nov-90	17:35:00	-8.82906	69.984	73.484	1.091	18
10-Nov-90	19:05:00	-9.07717	55.4796	58.9796	1.8385	18
10-Nov-90	20:35:00	-8.78414	55.0404	58.5404	1.3275	18
10-Nov-90	22:05:00	-8.96406	2.0304	5.5304	1.3885	18
10-Nov-90	23:35:00	-8.45382	81.4644	84.9644	0.8695	18
11-Nov-90	01:05:00	-8.05846	21.312	24.812	0.7245	18
11-Nov-90	02:35:00	-8.08646	25.2108	28.7108	0.099	18
11-Nov-90	04:05:00	-8.71682	19.0584	22.5584	0.0005	18
11-Nov-90	05:35:00	-9.46226	14.886	18.386	0.0005	18
11-Nov-90	07:05:00	-10.1838	5.6016	9.1016	0.0005	18
11-Nov-90	08:35:00	-10.3572	4.9428	8.4428	0.0005	18
11-Nov-90	10:05:00	-10.9799	32.4072	35.9072	1.297	18
11-Nov-90	11:35:00	-9.91363	98.93159	102.4316	2.0905	18
11-Nov-90	13:05:00	-7.68811	13.3452	16.8452	0.0005	18
11-Nov-90	14:35:00	-7.2543	26.9712	30.4712	0.038	18
11-Nov-90	16:05:00	-7.98108	18.3456	21.8456	0.32	18
11-Nov-90	17:35:00	-6.94828	32.1876	35.6876	5.0885	18
11-Nov-90	19:05:00	-6.57336	37.9584	41.4584	6.012	18
11-Nov-90	20:35:00	-7.18294	34.8804	38.3804	7.522501	18
11-Nov-90	22:05:00	-7.00294	0.2736	3.7736	0.839	18
11-Nov-90	23:35:00	-7.13924	62.4564	65.9564	0.526	18
12-Nov-90	01:05:00	-7.09556	1.7028	5.2028	1.0525	18
12-Nov-90	02:35:00	-6.9865	1.4256	4.9256	2.2735	18
12-Nov-90	04:05:00	-6.64406	32.2992	35.7992	0.3355	18
12-Nov-90	05:35:00	-6.60035	52.8984	56.3984	6.294	18
12-Nov-90	07:05:00	-5.79771	31.968	35.468	4.8445	18
12-Nov-90	08:35:00	-4.19117	17.3016	20.8016	4.0435	18
12-Nov-90	10:05:00	-4.02861	41.1444	44.6444	3.0365	18
12-Nov-90	11:35:00	-6.03898	65.808	69.308	3.8985	18
12-Nov-90	13:05:00	-4.86572	22.7412	26.2412	1.48	18

12-Nov-90	14:35:00	-3.31387	37.9584	41.4584	1.7775	18
12-Nov-90	16:05:00	-4.64406	47.9556	51.4556	3.563	18
12-Nov-90	17:35:00	-4.69146	65.97359	69.47359	2.67	18
12-Nov-90	19:05:00	-3.99738	54.5472	58.0472	3.563	18
12-Nov-90	20:35:00	-4.14921	61.4124	64.9124	3.204	18
12-Nov-90	22:05:00	-4.76001	17.3016	20.8016	1.0145	18
12-Nov-90	23:35:00	-5.04071	10.2708	13.7708	0.4805	18
13-Nov-90	01:05:00	-5.36501	15.0516	18.5516	0.4425	18
13-Nov-90	02:35:00	-5.72787	32.1876	35.6876	0.6865	18
13-Nov-90	04:05:00	-6.52474	26.64	30.14	1.091	18
13-Nov-90	05:35:00	-6.89938	1.152	4.652	0.778	18
13-Nov-90	07:05:00	-6.9865	4.9428	8.4428	0.099	18
13-Nov-90	08:35:00	-7.05191	2.8548	6.3548	0.16	18
13-Nov-90	10:05:00	-7.07373	0.8208	4.3208	0.381	18
13-Nov-90	11:35:00	-6.78495	5.0508	8.5508	0.2135	18
13-Nov-90	13:05:00	-5.88343	162.8748	166.3748	0.0835	18
13-Nov-90	14:35:00	-5.71735	209.7324	213.2324	0.5645	18
13-Nov-90	16:05:00	-5.8511	206.9856	210.4856	0.6255	18
13-Nov-90	17:35:00	-7.09556	212.7564	216.2564	0.5645	18
13-Nov-90	19:05:00	-8.08646	1.152	4.652	0.381	18
13-Nov-90	20:35:00	-7.68811	46.8576	50.3576	1.1135	18
13-Nov-90	22:05:00	-7.68811	26.64	30.14	1.091	18
13-Nov-90	23:35:00	-7.67149	19.5552	23.0552	0.9	18
14-Nov-90	01:05:00	-7.96983	51.6888	55.1888	0.053	18
14-Nov-90	02:35:00	-7.45697	10.1592	13.6592	0.2975	18
14-Nov-90	04:05:00	-7.77632	1.152	4.652	0.16	18
14-Nov-90	05:35:00	-8.13084	103.1076	106.6076	0.4115	18
14-Nov-90	07:05:00	-8.58242	2.142	5.642	0.038	18
14-Nov-90	08:35:00	-8.32551	34.7724	38.2724	0.0005	18
14-Nov-90	10:05:00	-7.75426	12.1932	15.6932	0.099	18
14-Nov-90	11:35:00	-7.07373	37.242	40.742	0.0225	18
14-Nov-90	13:05:00	-4.64406	63.9396	67.4396	0.0005	18
14-Nov-90	14:35:00	-5.29034	100.3608	103.8608	0.0005	18
14-Nov-90	16:05:00	-5.31685	13.2372	16.7372	0.0005	18
14-Nov-90	17:35:00	-6.06611	228.6324	232.1324	1.2355	18
14-Nov-90	19:05:00	-6.44354	223.9056	227.4056	1.3885	18
14-Nov-90	20:35:00	-6.10913	204.4044	207.9044	2.594	18
14-Nov-90	22:05:00	-6.53539	243.9576	247.4576	1.495	18
14-Nov-90	23:35:00	-6.53539	97.56	101.06	0.198	18
15-Nov-90	01:05:00	-6.40032	55.9188	59.4188	0.0225	18
15-Nov-90	02:35:00	-5.92633	33.8904	37.3904	0.3965	18
15-Nov-90	04:05:00	-5.60485	26.2548	29.7548	0.3965	18
15-Nov-90	05:35:00	-5.15202	9.3384	12.8384	0.4575	18
15-Nov-90	07:05:00	-3.75128	3.8988	7.3988	0.198	18
15-Nov-90	08:35:00	-3.02304	1.5372	5.0372	0.656	18
15-Nov-90	10:05:00	-2.72291	5.6016	9.1016	0.8695	18
15-Nov-90	11:35:00	-1.6229	7.578	11.078	1.495	18
15-Nov-90	13:05:00	-0.67988	61.7436	65.2436	2.2275	18
15-Nov-90	14:35:00	-0.62896	213.8004	217.3004	2.1665	18
15-Nov-90	16:05:00	-0.72549	6.2604	9.7604	2.2735	18

15-Nov-90	17:35:00	-1.23959	5.382	8.882	2.029	18
15-Nov-90	19:05:00	-1.83264	11.2032	14.7032	1.1745	18
15-Nov-90	20:35:00	-2.95582	159.1416	162.6416	1.297	18
15-Nov-90	22:05:00	-3.44375	194.6808	198.1808	0.381	18
15-Nov-90	23:35:00	-3.73588	158.4792	161.9792	0.3965	18
16-Nov-90	01:05:00	-4.29099	216.6552	220.1552	0.526	18
16-Nov-90	02:35:00	-4.64406	177.5988	181.0988	0.32	18
16-Nov-90	04:05:00	-4.81302	197.6472	201.1472	0.8085	18
16-Nov-90	05:35:00	-5.09913	185.8932	189.3932	0.511	18
16-Nov-90	07:05:00	-5.0567	196.11	199.61	0.6405	18
16-Nov-90	08:35:00	-4.96636	158.6988	162.1988	0.7245	18
16-Nov-90	10:05:00	-4.90839	193.5288	197.0288	0.656	18
16-Nov-90	11:35:00	-5.32766	3.4596	6.9596	0.038	18
16-Nov-90	13:05:00	-4.21216	1.9224	5.4224	0.0225	18
16-Nov-90	14:35:00	-4.04441	28.5084	32.0084	0.2365	18
16-Nov-90	16:05:00	-4.26482	41.8572	45.3572	0.6025	18
16-Nov-90	17:35:00	-5.12035	68.7204	72.2204	1.3885	18
16-Nov-90	19:05:00	-5.14158	83.4984	86.9984	1.3885	18
16-Nov-90	20:35:00	-5.37548	82.1772	85.6772	0.511	18
16-Nov-90	22:05:00	-5.49812	67.95	71.45	0.16	18
16-Nov-90	23:35:00	-5.68509	86.3532	89.8532	0.5795	18
17-Nov-90	01:05:00	-5.61571	2.0304	5.5304	1.144	18
17-Nov-90	02:35:00	-5.14158	1.0404	4.5404	1.0145	18
17-Nov-90	04:05:00	-5.19485	13.788	17.288	0.6025	18
17-Nov-90	05:35:00	-4.98755	99.9216	103.4216	0.267	18
17-Nov-90	07:05:00	-5.62656	219.5676	223.0676	0.0835	18
17-Nov-90	08:35:00	-5.58349	118.5444	122.0444	0.053	18
17-Nov-90	10:05:00	-5.48763	124.2036	127.7036	0.6255	18
17-Nov-90	11:35:00	-4.76001	222.0372	225.5372	0.038	18
17-Nov-90	13:05:00	-4.10728	162.3276	165.8276	0.16	18
17-Nov-90	14:35:00	-3.30331	218.6892	222.1892	0.4575	18
17-Nov-90	16:05:00	-3.68354	207.8676	211.3676	1.8155	18
17-Nov-90	17:35:00	-4.36472	196.3836	199.8836	3.021	18
17-Nov-90	19:05:00	-4.55936	187.7616	191.2616	1.5105	18
17-Nov-90	20:35:00	-4.69146	219.7332	223.2332	1.8155	18
17-Nov-90	22:05:00	-5.17883	222.0372	225.5372	1.19	18
17-Nov-90	23:35:00	-5.2053	197.4852	200.9852	1.19	18
18-Nov-90	01:05:00	-5.19485	203.0328	206.5328	0.6025	18
18-Nov-90	02:35:00	-4.85531	224.5104	228.0104	0.4425	18
18-Nov-90	04:05:00	-5.02994	222.588	226.088	3.7305	18
18-Nov-90	05:35:00	-4.65443	227.862	231.362	5.6	18
18-Nov-90	07:05:00	-4.21216	240.4404	243.9404	3.624	18
18-Nov-90	08:35:00	-3.81428	248.1336	251.6336	1.8385	18
18-Nov-90	10:05:00	-3.64695	236.7072	240.2072	1.915	18
18-Nov-90	11:35:00	-3.15287	244.9476	248.4476	2.1515	18
18-Nov-90	13:05:00	-2.10974	246.5928	250.0928	0.198	18
18-Nov-90	14:35:00	-2.06867	174.7404	178.2404	1.2665	18
18-Nov-90	16:05:00	-2.73341	178.4772	181.9772	0.5645	18
18-Nov-90	17:35:00	-3.77764	169.9632	173.4632	1.556	18
18-Nov-90	19:05:00	-3.68354	1.4256	4.9256	0.7475	18

18-Nov-90	20:35:00	-4.05506	0.0036	3.5036	0.6025	18
18-Nov-90	22:05:00	-4.80227	109.0404	112.5404	0.3355	18
18-Nov-90	23:35:00	-6.45417	204.0768	207.5768	0.267	18
19-Nov-90	01:05:00	-7.56143	15.4908	18.9908	0.0005	18
19-Nov-90	02:35:00	-7.61662	13.3452	16.8452	0.0005	18
19-Nov-90	04:05:00	-9.38852	170.8416	174.3416	0.0005	18
19-Nov-90	05:35:00	-8.76169	12.4128	15.9128	0.0835	18
19-Nov-90	07:05:00	-7.92557	6.372	9.872	0.0005	18
19-Nov-90	08:35:00	-8.05846	20.7072	24.2072	0.0225	18
19-Nov-90	10:05:00	-9.79911	289.4436	292.9436	1.091	18
19-Nov-90	11:35:00	-9.37141	57.9528	61.4528	0.0005	18
19-Nov-90	13:05:00	-7.93681	197.4852	200.9852	0.1445	18
19-Nov-90	14:35:00	-8.72822	223.74	227.24	0.2135	18
19-Nov-90	16:05:00	-9.9595	3.4596	6.9596	0.0225	18
19-Nov-90	17:35:00	-13.4474	20.8188	24.3188	0.038	18
19-Nov-90	19:05:00	-13.883	37.9584	41.4584	0.114	18
19-Nov-90	20:35:00	-14.8775	27.7956	31.2956	0.099	18
19-Nov-90	22:05:00	-13.4844	44.2728	47.7728	0.099	18
19-Nov-90	23:35:00	-13.3668	54.9324	58.4324	0.3355	18
20-Nov-90	01:05:00	-13.9141	53.7768	57.2768	0.4115	18
20-Nov-90	02:35:00	-14.2917	49.4388	52.9388	0.099	18
20-Nov-90	04:05:00	-12.7534	34.5528	38.0528	1.091	18
20-Nov-90	05:35:00	-14.0774	36.6372	40.1372	1.3885	18
20-Nov-90	07:05:00	-15.2186	42.9552	46.4552	0.4115	18
20-Nov-90	08:35:00	-14.0144	18.6768	22.1768	0.7015	18
20-Nov-90	10:05:00	-14.596	26.64	30.14	0.923	18
20-Nov-90	11:35:00	-15.8648	26.8596	30.3596	0.3355	18
20-Nov-90	13:05:00	-12.4562	14.4468	17.9468	0.16	18
20-Nov-90	14:35:00	-11.7003	49.1076	52.6076	0.0005	18
20-Nov-90	16:05:00	-11.4925	11.3148	14.8148	0.0005	18
20-Nov-90	17:35:00	-12.4198	56.5236	60.0236	0.0005	18
20-Nov-90	19:05:00	-12.7534	11.5344	15.0344	0.0005	18
20-Nov-90	20:35:00	-13.398	8.4564	11.9564	0.0005	18
20-Nov-90	22:05:00	-13.0529	1.5372	5.0372	0.0005	18
20-Nov-90	23:35:00	-12.3715	157.3812	160.8812	0.0005	18
21-Nov-90	01:05:00	-12.3897	6.0408	9.5408	0.0005	18
21-Nov-90	02:35:00	-12.6624	2.8548	6.3548	0.0005	18
21-Nov-90	04:05:00	-13.0284	2.8548	6.3548	0.1445	18
21-Nov-90	05:35:00	-14.3294	31.86	35.36	0.6405	18
21-Nov-90	07:05:00	-14.1276	46.746	50.246	0.9	18
21-Nov-90	08:35:00	-13.4657	73.4436	76.9436	0.8695	18
21-Nov-90	10:05:00	-12.559	40.32	43.82	0.198	18
21-Nov-90	11:35:00	-10.7871	30.4308	33.9308	6.294	18
21-Nov-90	13:05:00	-10.9097	35.7048	39.2048	7.0265	18
21-Nov-90	14:35:00	-10.8281	19.5552	23.0552	5.1725	18
21-Nov-90	16:05:00	-10.8629	22.7412	26.2412	5.7985	18
21-Nov-90	17:35:00	-11.2031	30.1032	33.6032	5.1955	18
21-Nov-90	19:05:00	-11.4568	36.5292	40.0292	8.011	18
21-Nov-90	20:35:00	-11.3979	39.0024	42.5024	7.2785	18
21-Nov-90	22:05:00	-11.1091	34.5528	38.0528	6.7215	18

21-Nov-90	23:35:00	-11.121	37.8468	41.3468	0.4115	18
22-Nov-90	01:05:00	-11.4925	23.346	26.846	0.0005	18
22-Nov-90	02:35:00	-11.5341	84.924	88.424	0.0005	18
22-Nov-90	04:05:00	-11.6765	91.7352	95.2352	2.647	18
22-Nov-90	05:35:00	-11.9387	95.52601	99.02601	0.0005	18
22-Nov-90	07:05:00	-11.8373	2.7432	6.2432	0.053	18
22-Nov-90	08:35:00	-10.8805	198.0324	201.5324	2.2275	18
22-Nov-90	10:05:00	-10.9799	210.5568	214.0568	1.8155	18
22-Nov-90	11:35:00	-10.3572	204.1848	207.6848	0.3965	18
22-Nov-90	13:05:00	-11.3445	73.116	76.616	0.053	18
22-Nov-90	14:35:00	-11.0444	40.5936	44.0936	0.0835	18
22-Nov-90	16:05:00	-10.1838	33.6168	37.1168	1.3275	18
22-Nov-90	17:35:00	-10.103	55.206	58.706	1.457	18
22-Nov-90	19:05:00	-10.1721	30.87	34.37	1.8535	18
22-Nov-90	20:35:00	-10.23	0.0036	3.5036	0.511	18
22-Nov-90	22:05:00	-11.629	26.0928	29.5928	0.0835	18
22-Nov-90	23:35:00	-11.629	3.186	6.686	0.0835	18
23-Nov-90	01:05:00	-12.3232	11.2032	14.7032	0.053	18
23-Nov-90	02:35:00	-14.3423	3.4596	6.9596	0.1445	18
23-Nov-90	04:05:00	-14.317	34.4412	37.9412	1.411	18
23-Nov-90	05:35:00	-13.5404	32.6268	36.1268	1.3885	18
23-Nov-90	07:05:00	-13.9831	21.6432	25.1432	0.5795	18
23-Nov-90	08:35:00	-15.4133	4.0644	7.5644	0.2975	18
23-Nov-90	10:05:00	-15.8911	7.6896	11.1896	0.0225	18
23-Nov-90	11:35:00	-14.8964	16.8084	20.3084	0.114	18
23-Nov-90	13:05:00	-14.4182	33.7284	37.2284	0.0005	18
23-Nov-90	14:35:00	-14.0646	63.8316	67.3316	0.0225	18
23-Nov-90	16:05:00	-14.4436	35.7048	39.2048	0.0225	18
23-Nov-90	17:35:00	-15.2512	2.7432	6.2432	0.053	18
23-Nov-90	19:05:00	-15.2381	20.4876	23.9876	0.6025	18
23-Nov-90	20:35:00	-13.9642	0.2736	3.7736	0.778	18
23-Nov-90	22:05:00	-13.5962	43.2864	46.7864	1.8995	18
23-Nov-90	23:35:00	-14.6532	51.5808	55.0808	0.0835	18
24-Nov-90	01:05:00	-12.7961	46.4724	49.9724	1.976	18
24-Nov-90	02:35:00	-12.6987	89.7048	93.2048	2.0065	18
24-Nov-90	04:05:00	-12.1185	48.0636	51.5636	1.129	18
24-Nov-90	05:35:00	-11.4568	49.4388	52.9388	1.129	18
24-Nov-90	07:05:00	-11.3979	42.516	46.016	0.656	18
24-Nov-90	08:35:00	-10.7053	12.6324	16.1324	0.0225	18
24-Nov-90	10:05:00	-10.23	4.6116	8.1116	0.0005	18
24-Nov-90	11:35:00	-9.58763	37.6812	41.1812	0.0005	18
24-Nov-90	13:05:00	-10.1378	27.7956	31.2956	0.3585	18
24-Nov-90	14:35:00	-8.36459	99.48241	102.9824	0.0005	18
24-Nov-90	16:05:00	-9.69046	44.55	48.05	0.038	18
24-Nov-90	17:35:00	-10.8924	27.7956	31.2956	0.0005	18
24-Nov-90	19:05:00	-10.8629	18.2376	21.7376	0.0005	18
24-Nov-90	20:35:00	-10.6298	108.8208	112.3208	2.8305	18
24-Nov-90	22:05:00	-12.221	31.5864	35.0864	0.0005	18
24-Nov-90	23:35:00	-11.9626	23.0688	26.5688	0.0005	18
25-Nov-90	01:05:00	-12.8269	2.0304	5.5304	0.0005	18

25-Nov-90	02:35:00	-12.4198	24.8292	28.3292	0.2975	18
25-Nov-90	04:05:00	-12.8757	26.2548	29.7548	0.16	18
25-Nov-90	05:35:00	-12.8877	36.3636	39.8636	0.3355	18
25-Nov-90	07:05:00	-12.6987	8.895599	12.3956	0.0225	18
25-Nov-90	08:35:00	-13.0775	32.1876	35.6876	0.5645	18
25-Nov-90	10:05:00	-12.949	45.0972	48.5972	0.3965	18
25-Nov-90	11:35:00	-12.311	17.1936	20.6936	0.4805	18
25-Nov-90	13:05:00	-11.7003	62.2908	65.7908	0.4575	18
25-Nov-90	14:35:00	-11.9148	37.242	40.742	0.038	18
25-Nov-90	16:05:00	-11.0033	64.656	68.156	0.2135	18
25-Nov-90	17:35:00	-11.9626	15.4908	18.9908	0.2135	18
25-Nov-90	19:05:00	-11.7003	1.152	4.652	0.0005	18
25-Nov-90	20:35:00	-10.9799	162.6552	166.1552	0.099	18
25-Nov-90	22:05:00	-11.3979	73.224	76.724	0.038	18
25-Nov-90	23:35:00	-10.0457	205.722	209.222	0.114	18
26-Nov-90	01:05:00	-9.71891	109.26	112.76	0.0225	18
26-Nov-90	02:35:00	-8.91902	179.19	182.69	1.373	18
26-Nov-90	04:05:00	-8.98659	2.0304	5.5304	0.0835	18
26-Nov-90	05:35:00	-8.13084	12.798	16.298	0.2975	18
26-Nov-90	07:05:00	-8.2755	25.7616	29.2616	0.038	18
26-Nov-90	08:35:00	-8.23648	2.0304	5.5304	0.053	18
26-Nov-90	10:05:00	-9.09975	218.25	221.75	0.839	18
26-Nov-90	11:35:00	-9.09975	237.5856	241.0856	0.923	18
26-Nov-90	13:05:00	-5.8511	217.5876	221.0876	1.869	18
26-Nov-90	14:35:00	-5.58349	226.9836	230.4836	0.526	18
26-Nov-90	16:05:00	-5.89398	223.3584	226.8584	0.938	18
26-Nov-90	17:35:00	-6.55703	238.2444	241.7444	0.7245	18
26-Nov-90	19:05:00	-6.97007	223.0272	226.5272	0.1445	18
26-Nov-90	20:35:00	-8.01413	53.2296	56.7296	0.923	18
26-Nov-90	22:05:00	-7.38574	226.9836	230.4836	2.632	18
26-Nov-90	23:35:00	-7.38574	220.8312	224.3312	2.632	18
27-Nov-90	01:05:00	-7.75426	219.0708	222.5708	1.0525	18
27-Nov-90	02:35:00	-7.87046	217.206	220.706	3.2195	18
27-Nov-90	04:05:00	-8.14758	228.852	232.352	1.6705	18
27-Nov-90	05:35:00	-7.70473	231.6528	235.1528	3.204	18
27-Nov-90	07:05:00	-7.52863	234.9468	238.4468	2.2275	18
27-Nov-90	08:35:00	-7.96983	230.4972	233.9972	2.632	18
27-Nov-90	10:05:00	-7.75426	218.25	221.75	2.4715	18
27-Nov-90	11:35:00	-7.68811	237.8052	241.3052	1.1135	18
27-Nov-90	13:05:00	-7.0301	221.9292	225.4292	1.1135	18
27-Nov-90	14:35:00	-7.70473	202.8672	206.3672	1.7395	18
27-Nov-90	16:05:00	-7.39653	245.6604	249.1604	0.8695	18
27-Nov-90	17:35:00	-7.66066	49.3272	52.8272	0.038	18
27-Nov-90	19:05:00	-7.44617	67.842	71.342	0.7015	18
27-Nov-90	20:35:00	-6.64406	75.7512	79.2512	1.213	18
27-Nov-90	22:05:00	-5.32766	18.6768	22.1768	1.556	18
27-Nov-90	23:35:00	-4.86572	198.6912	202.1912	1.091	18
28-Nov-90	01:05:00	-5.00874	199.1304	202.6304	1.3275	18
28-Nov-90	02:35:00	-5.99601	228.1356	231.6356	3.9975	18
28-Nov-90	04:05:00	-6.22772	217.206	220.706	2.8915	18

28-Nov-90	05:35:00	-6.44354	210.5568	214.0568	2.5175	18
28-Nov-90	07:05:00	-7.45697	208.5264	212.0264	3.929	18
28-Nov-90	08:35:00	-7.71557	201.8232	205.3232	3.9975	18
28-Nov-90	10:05:00	-7.61662	226.4328	229.9328	2.632	18
28-Nov-90	11:35:00	-7.39653	177.5988	181.0988	2.67	18
28-Nov-90	13:05:00	-6.9265	197.3736	200.8736	1.724	18
28-Nov-90	14:35:00	-6.61137	192.4848	195.9848	0.9	18
28-Nov-90	16:05:00	-7.44617	184.8492	188.3492	0.381	18
28-Nov-90	17:35:00	-7.82627	213.8004	217.3004	1.0295	18
28-Nov-90	19:05:00	-7.70473	10.8756	14.3756	0.5415	18
28-Nov-90	20:35:00	-7.62744	16.1496	19.6496	0.32	18
28-Nov-90	22:05:00	-7.68811	9.9972	13.4972	0.4805	18
28-Nov-90	23:35:00	-8.2755	190.5624	194.0624	0.099	18
29-Nov-90	01:05:00	-9.07717	6.9732	10.4732	0.0225	18
29-Nov-90	02:35:00	-8.99804	183.5856	187.0856	1.0145	18
29-Nov-90	04:05:00	-10.5194	169.3044	172.8044	1.0145	18
29-Nov-90	05:35:00	-11.8135	6.0408	9.5408	0.1445	18
29-Nov-90	07:05:00	-12.6378	201.33	204.83	1.068	18
29-Nov-90	08:35:00	-12.8513	200.6712	204.1712	0.9685	18
29-Nov-90	10:05:00	-13.6398	193.1976	196.6976	0.4425	18
29-Nov-90	11:35:00	-13.9959	9.1188	12.6188	0.0005	18
29-Nov-90	13:05:00	-12.559	9.446401	12.9464	0.32	18
29-Nov-90	14:35:00	-12.3473	27.4104	30.9104	1.2355	18
29-Nov-90	16:05:00	-12.1185	40.4856	43.9856	2.533	18
29-Nov-90	17:35:00	-12.5833	43.3944	46.8944	1.617	18
29-Nov-90	19:05:00	-12.9001	31.968	35.468	0.778	18
29-Nov-90	20:35:00	-13.3174	6.6456	10.1456	0.0225	18
29-Nov-90	22:05:00	-15.051	0.8208	4.3208	0.0005	18
29-Nov-90	23:35:00	-15.2512	33.012	36.512	0.0225	18
30-Nov-90	01:05:00	-14.596	0.7128	4.2128	0.1445	18
30-Nov-90	02:35:00	-14.609	71.5212	75.0212	1.091	18
30-Nov-90	04:05:00	-13.6149	69.2676	72.7676	0.099	18
30-Nov-90	05:35:00	-12.7534	220.9932	224.4932	0.381	18
30-Nov-90	07:05:00	-12.5471	190.3428	193.8428	1.19	18
30-Nov-90	08:35:00	-12.5348	174.0816	177.5816	0.9685	18
30-Nov-90	10:05:00	-12.2328	222.588	226.088	1.19	18
30-Nov-90	11:35:00	-11.7361	212.3712	215.8712	0.511	18
30-Nov-90	13:05:00	-10.7986	155.4588	158.9588	1.3885	18
30-Nov-90	14:35:00	-10.1491	161.3916	164.8916	0.2135	18
30-Nov-90	16:05:00	-10.1721	201.9888	205.4888	1.2355	18
30-Nov-90	17:35:00	-10.6939	221.7096	225.2096	0.923	18
30-Nov-90	19:05:00	-10.7053	220.6116	224.1116	0.9685	18
30-Nov-90	20:35:00	-10.7286	214.6212	218.1212	1.457	18
30-Nov-90	22:05:00	-10.4266	232.3656	235.8656	1.8155	18
30-Nov-90	23:35:00	-10.4905	19.4436	22.9436	0.0005	18
01-Dec-90	01:05:00	-10.3974	5.382	8.882	0.923	18
01-Dec-90	02:35:00	-10.08	58.338	61.838	0.053	18
01-Dec-90	04:05:00	-10.1204	0.7128	4.2128	0.4115	18
01-Dec-90	05:35:00	-10.2705	1.9224	5.4224	0.9	18
01-Dec-90	07:05:00	-10.6298	0.7128	4.2128	0.16	18

01-Dec-90	08:35:00	-11.8909	176.004	179.504	0.2975	18
01-Dec-90	10:05:00	-12.6624	204.9552	208.4552	0.9	18
01-Dec-90	11:35:00	-12.8513	230.4972	233.9972	1.1745	18
01-Dec-90	13:05:00	-13.2003	194.076	197.576	2.4565	18
01-Dec-90	14:35:00	-14.159	223.3584	226.8584	2.365	18
01-Dec-90	16:05:00	-14.2665	196.7688	200.2688	0.198	18
01-Dec-90	17:35:00	-15.0379	164.5776	168.0776	0.2135	18
01-Dec-90	19:05:00	-15.5503	218.5236	222.0236	0.8695	18
01-Dec-90	20:35:00	-16.569	0.162	3.662	0.175	18
01-Dec-90	22:05:00	-16.4689	47.6244	51.1244	0.6255	18
01-Dec-90	23:35:00	-16.3752	38.5596	42.0596	0.4805	18
02-Dec-90	01:05:00	-16.5154	49.1076	52.6076	0.2365	18
02-Dec-90	02:35:00	-15.7072	55.206	58.706	0.2365	18
02-Dec-90	04:05:00	-15.8057	7.3044	10.8044	0.0005	18
02-Dec-90	05:35:00	-16.1224	1.26	4.76	0.0005	18
02-Dec-90	07:05:00	-17.3426	4.6116	8.1116	0.038	18
02-Dec-90	08:35:00	-16.9471	12.4128	15.9128	0.0005	18
02-Dec-90	10:05:00	-15.4133	17.3016	20.8016	0.0005	18
02-Dec-90	11:35:00	-14.5643	55.8108	59.3108	0.885	18
02-Dec-90	13:05:00	-12.5348	42.1308	45.6308	1.1135	18
02-Dec-90	14:35:00	-11.7955	84.0456	87.5456	2.2885	18
02-Dec-90	16:05:00	-13.4474	96.07681	99.57681	4.9285	18
02-Dec-90	17:35:00	-13.9959	81.7956	85.2956	7.0265	18
02-Dec-90	19:05:00	-11.5636	62.0172	65.5172	2.0065	18
02-Dec-90	20:35:00	-9.54767	34.5528	38.0528	3.845	18
02-Dec-90	22:05:00	-9.32604	62.676	66.176	4.1195	18
02-Dec-90	23:35:00	-9.9595	53.4492	56.9492	5.2335	18
03-Dec-90	01:05:00	-7.30885	23.6196	27.1196	3.8605	18
03-Dec-90	02:35:00	-9.37141	26.8596	30.3596	2.403	18
03-Dec-90	04:05:00	-10.5947	93.6612	97.1612	7.7055	18
03-Dec-90	05:35:00	-9.84489	92.8908	96.3908	1.19	18
03-Dec-90	07:05:00	-9.07717	9.0072	12.5072	1.2355	18
03-Dec-90	08:35:00	-4.29099	0.6012	4.1012	1.7925	18
03-Dec-90	10:05:00	-3.44375	24.498	27.998	0.511	18
03-Dec-90	11:35:00	-2.22799	49.4388	52.9388	3.3185	18
03-Dec-90	13:05:00	-3.10085	61.1388	64.6388	1.7545	18
03-Dec-90	14:35:00	-2.85743	28.2888	31.7888	1.7395	18
03-Dec-90	16:05:00	-1.2192	27.4104	30.9104	2.8915	18
03-Dec-90	17:35:00	-1.7816	30.2112	33.7112	2.8455	18
03-Dec-90	19:05:00	-3.76703	39.0024	42.5024	2.632	18
03-Dec-90	20:35:00	-4.38575	66.0816	69.5816	1.2355	18
03-Dec-90	22:05:00	-6.47048	224.2908	227.7908	2.304	18
03-Dec-90	23:35:00	-7.45697	228.7404	232.2404	3.761	18
04-Dec-90	01:05:00	-8.08646	212.8644	216.3644	4.44	18
04-Dec-90	02:35:00	-8.72822	230.4972	233.9972	4.0585	18
04-Dec-90	04:05:00	-9.20721	218.9628	222.4628	3.1355	18
04-Dec-90	05:35:00	-10.4555	1.0404	4.5404	0.198	18
04-Dec-90	07:05:00	-10.4555	32.85	36.35	0.3355	18
04-Dec-90	08:35:00	-9.69046	13.3452	16.8452	0.0225	18
04-Dec-90	10:05:00	-9.69046	39.1644	42.6644	0.5415	18

04-Dec-90	11:35:00	-9.1731	4.7232	8.2232	0.038	18
04-Dec-90	13:05:00	-8.15851	3.6792	7.1792	0.16	18
04-Dec-90	14:35:00	-6.65472	40.4856	43.9856	0.0005	18
04-Dec-90	16:05:00	-7.38574	92.17799	95.67799	0.0005	18
04-Dec-90	17:35:00	-7.89257	206.5464	210.0464	0.114	18
04-Dec-90	19:05:00	-7.88133	178.2576	181.7576	0.0005	18
04-Dec-90	20:35:00	-7.62744	10.2708	13.7708	0.114	18
04-Dec-90	22:05:00	-7.35267	21.6432	25.1432	0.0225	18
04-Dec-90	23:35:00	-6.9265	231.6528	235.1528	1.091	18
05-Dec-90	01:05:00	-6.53539	225.5544	229.0544	3.822	18
05-Dec-90	02:35:00	-6.6981	224.622	228.122	2.5175	18
05-Dec-90	04:05:00	-6.55703	230.6088	234.1088	2.533	18
05-Dec-90	05:35:00	-6.17899	238.7376	242.2376	3.204	18
05-Dec-90	07:05:00	-5.61571	237.9132	241.4132	1.7545	18
05-Dec-90	08:35:00	-4.96636	230.004	233.504	1.5715	18
05-Dec-90	10:05:00	-4.44887	211.6548	215.1548	1.869	18
05-Dec-90	11:35:00	-2.97652	180.3456	183.8456	1.48	18
05-Dec-90	13:05:00	-2.54731	199.242	202.742	1.6555	18
05-Dec-90	14:35:00	-1.95598	169.8516	173.3516	1.1745	18
05-Dec-90	16:05:00	-2.43919	217.5876	221.0876	1.8385	18
05-Dec-90	17:35:00	-2.62983	177.7068	181.2068	1.068	18
05-Dec-90	19:05:00	-2.31026	125.8488	129.3488	2.609	18
05-Dec-90	20:35:00	-2.17676	180.4536	183.9536	2.945	18
05-Dec-90	22:05:00	-2.15621	148.2624	151.7624	1.6325	18
05-Dec-90	23:35:00	-2.10974	223.4664	226.9664	2.0905	18
06-Dec-90	01:05:00	-2.19193	191.88	195.38	1.8535	18
06-Dec-90	02:35:00	-2.0791	215.4456	218.9456	1.915	18
06-Dec-90	04:05:00	-1.70474	168.3684	171.8684	1.991	18
06-Dec-90	05:35:00	-1.77119	209.4048	212.9048	1.8535	18
06-Dec-90	07:05:00	-1.77119	92.5596	96.0596	0.3585	18
06-Dec-90	08:35:00	-1.90454	39.0024	42.5024	0.5645	18
06-Dec-90	10:05:00	-1.27536	200.8908	204.3908	0.885	18
06-Dec-90	11:35:00	-1.0512	8.128799	11.6288	1.0295	18
06-Dec-90	13:05:00	-0.9491	72.8388	76.3388	0.3355	18
06-Dec-90	14:35:00	-0.70518	24.9372	28.4372	0.2135	18
06-Dec-90	16:05:00	-0.77111	57.7872	61.2872	1.617	18
06-Dec-90	17:35:00	-1.12766	4.9428	8.4428	3.4485	18
06-Dec-90	19:05:00	-1.03084	12.798	16.298	3.9825	18
06-Dec-90	20:35:00	-1.01049	258.8976	262.3976	4.913	18
06-Dec-90	22:05:00	-1.03084	153.4824	156.98x24	1.213	18
06-Dec-90	23:35:00	-1.07657	236.322	239.822	1.091	18
07-Dec-90	01:05:00	-1.23959	13.6764	17.1764	0.9685	18
07-Dec-90	02:35:00	-1.65341	5.6016	9.1016	0.5795	18
07-Dec-90	04:05:00	-1.65341	172.4904	175.9904	1.8155	18
07-Dec-90	05:35:00	-2.55779	197.1	200.6	2.2275	18
07-Dec-90	07:05:00	-3.33465	196.11	199.61	1.2355	18
07-Dec-90	08:35:00	-4.14921	8.7336	12.2336	0.1445	18
07-Dec-90	10:05:00	-3.64695	9.1188	12.6188	0.511	18
07-Dec-90	11:35:00	-4.10728	56.196	59.696	0.053	18
07-Dec-90	13:05:00	-3.91881	64.3788	67.8788	0.923	18

07-Dec-90	14:35:00	-3.48026	41.7492	45.2492	4.196	18
07-Dec-90	16:05:00	-3.22534	28.2888	31.7888	6.691	18
07-Dec-90	17:35:00	-3.31387	36.5292	40.0292	5.76	18
07-Dec-90	19:05:00	-3.06992	24.7176	28.2176	2.96	18
07-Dec-90	20:35:00	-2.33623	21.312	24.812	3.2425	18
07-Dec-90	22:05:00	-2.17676	8.895599	12.3956	0.6865	18
07-Dec-90	23:35:00	-2.10974	3.7872	7.2872	0.5415	18
08-Dec-90	01:05:00	-3.02304	220.392	223.892	0.999	18
08-Dec-90	02:35:00	-4.64406	27.4104	30.9104	1.6325	18
08-Dec-90	04:05:00	-5.79771	187.0452	190.5452	1.4265	18
08-Dec-90	05:35:00	-6.0175	213.8004	217.3004	5.0505	18
08-Dec-90	07:05:00	-6.37872	231.6528	235.1528	4.7685	18
08-Dec-90	08:35:00	-6.26517	215.8848	219.3848	3.3795	18
08-Dec-90	10:05:00	-6.2977	213.2496	216.7496	1.091	18
08-Dec-90	11:35:00	-5.74401	215.0064	218.5064	1.8155	18
08-Dec-90	13:05:00	-5.32766	217.8072	221.3072	0.526	18
08-Dec-90	14:35:00	-4.64406	88.4952	91.9952	0.0835	18
08-Dec-90	16:05:00	-4.57007	0.2736	3.7736	0.053	18
08-Dec-90	17:35:00	-5.45023	31.7484	35.2484	0.0225	18
08-Dec-90	19:05:00	-5.23735	9.9972	13.4972	0.5645	18
08-Dec-90	20:35:00	-4.97713	15.93	19.43	0.1445	18
08-Dec-90	22:05:00	-5.46071	41.364	44.864	0.1445	18
08-Dec-90	23:35:00	-5.16281	43.6716	47.1716	0.282	18
09-Dec-90	01:05:00	-4.95074	148.7016	152.2016	1.1135	18
09-Dec-90	02:35:00	-5.12035	182.376	185.876	0.3965	18
09-Dec-90	04:05:00	-5.48763	175.896	179.396	1.9455	18
09-Dec-90	05:35:00	-5.62656	196.4952	199.9952	0.4575	18
09-Dec-90	07:05:00	-6.10913	197.6472	201.1472	0.938	18
09-Dec-90	08:35:00	-7.53944	18.126	21.626	0.0835	18
09-Dec-90	10:05:00	-7.57261	156.7224	160.2224	0.16	18
09-Dec-90	11:35:00	-6.75789	50.3712	53.8712	0.1445	18
09-Dec-90	13:05:00	-6.30831	13.3452	16.8452	0.5415	18
09-Dec-90	14:35:00	-6.10913	0.6012	4.1012	0.7625	18
09-Dec-90	16:05:00	-5.78683	36.8028	40.3028	0.4805	18
09-Dec-90	17:35:00	-6.89938	54.7668	58.2668	0.038	18
09-Dec-90	19:05:00	-6.40032	48.6144	52.1144	0.5795	18
09-Dec-90	20:35:00	-6.58437	58.1184	61.6184	1.1745	18
09-Dec-90	22:05:00	-6.9265	65.6424	69.1424	0.0005	18
09-Dec-90	23:35:00	-7.05191	39.4416	42.9416	0.0225	18
10-Dec-90	01:05:00	-7.2543	45.3168	48.8168	0.198	18
10-Dec-90	02:35:00	-7.04083	7.1928	10.6928	0.0005	18
10-Dec-90	04:05:00	-7.0301	47.0772	50.5772	0.0005	18
10-Dec-90	05:35:00	-7.58343	9.9972	13.4972	0.0005	18
10-Dec-90	07:05:00	-9.78186	52.02	55.52	0.175	18
10-Dec-90	08:35:00	-8.69991	30.6504	34.1504	0.6405	18
10-Dec-90	10:05:00	-9.62163	15.7644	19.2644	0.6405	18
10-Dec-90	11:35:00	-9.66164	53.8884	57.3884	0.0005	18
10-Dec-90	13:05:00	-9.52491	81.1332	84.6332	0.0005	18
10-Dec-90	14:35:00	-9.46226	25.7616	29.2616	0.0005	18
10-Dec-90	16:05:00	-9.73015	38.286	41.786	0.267	18

10-Dec-90	17:35:00	-10.6066	48.1752	51.6752	0.4575	18
10-Dec-90	19:05:00	-10.5076	40.9248	44.4248	1.556	18
10-Dec-90	20:35:00	-10.4905	41.472	44.972	1.6325	18
10-Dec-90	22:05:00	-10.6298	51.9084	55.4084	2.304	18
10-Dec-90	23:35:00	-11.2622	30.4308	33.9308	0.9685	18
11-Dec-90	01:05:00	-11.4568	32.1876	35.6876	1.4265	18
11-Dec-90	02:35:00	-11.8909	15.0516	18.5516	0.7475	18
11-Dec-90	04:05:00	-12.6987	21.6432	25.1432	0.4425	18
11-Dec-90	05:35:00	-13.2003	45.9216	49.4216	0.7625	18
11-Dec-90	07:05:00	-12.311	31.86	35.36	0.839	18
11-Dec-90	08:35:00	-12.1004	44.9892	48.4892	0.8085	18
11-Dec-90	10:05:00	-10.6066	46.1988	49.6988	0.198	18
11-Dec-90	11:35:00	-9.79911	111.8412	115.3412	1.251	18
11-Dec-90	13:05:00	-8.62718	84.5964	88.0964	1.457	18
11-Dec-90	14:35:00	-10.7519	96.07681	99.57681	1.0145	18
11-Dec-90	16:05:00	-11.7478	29.826	33.326	0.16	18
11-Dec-90	17:35:00	-12.3715	59.9868	63.4868	0.5645	18
11-Dec-90	19:05:00	-8.87993	27.7956	31.2956	1.068	18
11-Dec-90	20:35:00	-9.91363	57.7872	61.2872	1.358	18
11-Dec-90	22:05:00	-10.8162	94.97881	98.47881	1.869	18
11-Dec-90	23:35:00	-10.6531	99.9216	103.4216	4.074	18
12-Dec-90	01:05:00	-10.8805	97.668	101.168	4.4705	18
12-Dec-90	02:35:00	-11.0267	64.2708	67.7708	2.594	18
12-Dec-90	04:05:00	-11.0444	82.674	86.174	3.082	18
12-Dec-90	05:35:00	-11.3271	81.0252	84.5252	4.0435	18
12-Dec-90	07:05:00	-11.0798	93.7692	97.2692	2.8455	18
12-Dec-90	08:35:00	-8.08646	88.9344	92.4344	2.121	18
12-Dec-90	10:05:00	-9.25805	88.11	91.61	1.373	18
12-Dec-90	11:35:00	-9.69046	79.2684	82.7684	0.5795	18
12-Dec-90	13:05:00	-7.87046	62.568	66.068	0.0225	18
12-Dec-90	14:35:00	-7.51746	12.1932	15.6932	0.0225	18
12-Dec-90	16:05:00	-7.67149	204.9552	208.4552	0.267	18
12-Dec-90	17:35:00	-8.58242	183.42	186.92	0.175	18
12-Dec-90	19:05:00	-8.90796	205.8336	209.3336	0.175	18
12-Dec-90	20:35:00	-9.43953	238.2444	241.7444	0.099	18
12-Dec-90	22:05:00	-9.25805	155.7324	159.2324	0.4425	18
12-Dec-90	23:35:00	-8.68888	22.0824	25.5824	0.099	18
13-Dec-90	01:05:00	-7.92557	3.7872	7.2872	0.0005	18
13-Dec-90	02:35:00	-8.06973	198.9108	202.4108	0.6255	18
13-Dec-90	04:05:00	-8.01413	22.1904	25.6904	0.0225	18
13-Dec-90	05:35:00	-7.51746	25.3764	28.8764	0.999	18
13-Dec-90	07:05:00	-6.36244	15.0516	18.5516	0.8085	18
13-Dec-90	08:35:00	-5.86726	0.8208	4.3208	0.4425	18
13-Dec-90	10:05:00	-5.12035	3.294	6.794	0.1445	18
13-Dec-90	11:35:00	-4.81302	180.3456	183.8456	0.938	18
13-Dec-90	13:05:00	-4.26482	6.372	9.872	0.282	18
13-Dec-90	14:35:00	-3.75128	190.4508	193.9508	0.4575	18
13-Dec-90	16:05:00	-4.27515	167.1048	170.6048	1.2665	18
13-Dec-90	17:35:00	-5.19485	205.0632	208.5632	1.091	18
13-Dec-90	19:05:00	-7.07373	207.4824	210.9824	0.3965	18

13-Dec-90	20:35:00	-8.71682	234.0144	237.5144	1.251	18
13-Dec-90	22:05:00	-8.71682	157.7664	161.2664	0.0005	18
13-Dec-90	23:35:00	-10.7405	13.6764	17.1764	0.16	18
14-Dec-90	01:05:00	-11.7361	0.162	3.662	0.053	18
14-Dec-90	02:35:00	-11.2973	52.7904	56.2904	2.5175	18
14-Dec-90	04:05:00	-11.2857	46.1988	49.6988	2.7695	18
14-Dec-90	05:35:00	-11.7361	38.0664	41.5664	1.251	18
14-Dec-90	07:05:00	-11.7955	44.1648	47.6648	2.632	18
14-Dec-90	08:35:00	-11.3743	39.7152	43.2152	1.7395	18
14-Dec-90	10:05:00	-10.9684	33.7284	37.2284	1.0145	18
14-Dec-90	11:35:00	-10.5483	34.8804	38.3804	0.9	18
14-Dec-90	13:05:00	-11.552	38.286	41.786	1.129	18
14-Dec-90	14:35:00	-10.9565	91.0764	94.5764	0.267	18
14-Dec-90	16:05:00	-10.0917	50.5908	54.0908	0.0225	18
14-Dec-90	17:35:00	-11.0444	37.8468	41.3468	0.6405	18
14-Dec-90	19:05:00	-10.8924	2.0304	5.5304	0.0225	18
14-Dec-90	20:35:00	-12.0588	37.242	40.742	0.2365	18
14-Dec-90	22:05:00	-13.2495	6.48	9.98	0.0835	18
14-Dec-90	23:35:00	-11.4568	4.6116	8.1116	0.0835	18
15-Dec-90	01:05:00	-12.3596	3.186	6.686	0.267	18
15-Dec-90	02:35:00	-13.6271	14.886	18.386	0.6405	18
15-Dec-90	04:05:00	-14.5389	0.8208	4.3208	0.2975	18
15-Dec-90	05:35:00	-14.6407	59.8752	63.3752	0.282	18
15-Dec-90	07:05:00	-14.5643	37.134	40.634	1.0295	18
15-Dec-90	08:35:00	-15.0379	64.4904	67.9904	0.3355	18
15-Dec-90	10:05:00	-15.6026	8.895599	12.3956	0.0005	18
15-Dec-90	11:35:00	-14.7428	41.0328	44.5328	0.4575	18
15-Dec-90	13:05:00	-13.6769	46.8576	50.3576	0.656	18
15-Dec-90	14:35:00	-11.5162	51.4692	54.9692	0.114	18
15-Dec-90	16:05:00	-11.552	32.2992	35.7992	0.0835	18
15-Dec-90	17:35:00	-11.5815	34.7724	38.2724	0.114	18
15-Dec-90	19:05:00	-11.2622	28.674	32.174	0.282	18
15-Dec-90	20:35:00	-11.1915	98.33041	101.8304	1.358	18
15-Dec-90	22:05:00	-11.0444	117.5004	121.0004	2.365	18
15-Dec-90	23:35:00	-10.6412	104.7024	108.2024	1.7775	18
16-Dec-90	01:05:00	-10.1204	104.1516	107.6516	0.3965	18
16-Dec-90	02:35:00	-9.63322	85.5828	89.0828	0.4115	18
16-Dec-90	04:05:00	-9.26919	50.7024	54.2024	0.923	18
16-Dec-90	05:35:00	-8.76169	37.134	40.634	1.3885	18
16-Dec-90	07:05:00	-7.98108	62.676	66.176	1.495	18
16-Dec-90	08:35:00	-7.71557	22.7412	26.2412	0.267	18
16-Dec-90	10:05:00	-7.00294	0.7128	4.2128	0.038	18
16-Dec-90	11:35:00	-6.43256	85.7484	89.2484	0.2365	18
16-Dec-90	13:05:00	-4.69146	5.49	8.99	0.6255	18
16-Dec-90	14:35:00	-4.44887	199.242	202.742	0.5415	18
16-Dec-90	16:05:00	-4.80227	213.8004	217.3004	0.038	18
16-Dec-90	17:35:00	-4.78114	214.6212	218.1212	1.144	18
16-Dec-90	19:05:00	-4.72849	193.0356	196.5356	1.297	18
16-Dec-90	20:35:00	-5.17883	198.9108	202.4108	1.251	18
16-Dec-90	22:05:00	-3.46968	232.3656	235.8656	3.6695	18

16-Dec-90	23:35:00	-3.23589	214.128	217.628	4.2265	18
17-Dec-90	01:05:00	-3.27743	223.4664	226.9664	4.5315	18
17-Dec-90	02:35:00	-4.18085	233.136	236.636	3.6465	18
17-Dec-90	04:05:00	-4.61224	237.0348	240.5348	4.654	18
17-Dec-90	05:35:00	-5.47679	224.622	228.122	4.7685	18
17-Dec-90	07:05:00	-6.27613	207.2628	210.7628	3.929	18
17-Dec-90	08:35:00	-6.88297	221.1048	224.6048	1.2665	18
17-Dec-90	10:05:00	-7.07373	207.8676	211.3676	0.6255	18
17-Dec-90	11:35:00	-7.23242	200.0664	203.5664	0.7245	18
17-Dec-90	13:05:00	-9.43953	201.9888	205.4888	0.2365	18
17-Dec-90	14:35:00	-11.5162	13.788	17.288	0.0005	18
17-Dec-90	16:05:00	-14.6917	20.8188	24.3188	0.0835	18
17-Dec-90	17:35:00	-17.3975	68.4468	71.9468	0.16	18
17-Dec-90	19:05:00	-18.2389	15.93	19.43	0.0005	18
17-Dec-90	20:35:00	-18.9653	1.0404	4.5404	0.511	18
17-Dec-90	22:05:00	-19.8409	14.7204	18.2204	0.3355	18
17-Dec-90	23:35:00	-20.2057	3.7872	7.2872	0.053	18
18-Dec-90	01:05:00	-20.7417	9.0072	12.5072	1.617	18
18-Dec-90	02:35:00	-20.6504	15.2712	18.7712	1.3275	18
18-Dec-90	04:05:00	-21.1634	5.49	8.99	3.189	18
18-Dec-90	05:35:00	-21.412	1.7028	5.2028	3.5245	18
18-Dec-90	07:05:00	-22.0497	2.142	5.642	2.9755	18
18-Dec-90	08:35:00	-21.8989	7.4124	10.9124	2.2735	18
18-Dec-90	10:05:00	-22.0497	3.294	6.794	1.8155	18
18-Dec-90	11:35:00	-21.7565	1.26	4.76	1.4265	18
18-Dec-90	13:05:00	-20.8026	3.186	6.686	4.5315	18
18-Dec-90	14:35:00	-21.2176	29.6604	33.1604	7.2405	18
18-Dec-90	16:05:00	-21.0866	23.6196	27.1196	7.179	18
18-Dec-90	17:35:00	-21.3651	26.9712	30.4712	6.6145	18
18-Dec-90	19:05:00	-21.2024	19.9404	23.4404	6.4925	18
18-Dec-90	20:35:00	-20.9023	5.49	8.99	5.1115	18
18-Dec-90	22:05:00	-20.7112	12.1932	15.6932	5.8135	18
18-Dec-90	23:35:00	-20.5669	14.7204	18.2204	5.7145	18
19-Dec-90	01:05:00	-18.0076	17.9064	21.4064	0.938	18
19-Dec-90	02:35:00	-19.9152	8.4564	11.9564	0.16	18
19-Dec-90	04:05:00	-20.6126	7.1928	10.6928	0.0225	18
19-Dec-90	05:35:00	-21.2176	57.348	60.848	0.0005	18
19-Dec-90	07:05:00	-19.9595	25.542	29.042	0.0005	18
19-Dec-90	08:35:00	-19.466	52.02	55.52	0.0005	18
19-Dec-90	10:05:00	-18.9795	0.2736	3.7736	0.0835	18
19-Dec-90	11:35:00	-17.2192	8.568	12.068	0.16	18
19-Dec-90	13:05:00	-14.609	236.1564	239.6564	0.0005	18
19-Dec-90	14:35:00	-13.3668	7.578	11.078	0.053	18
19-Dec-90	16:05:00	-12.7777	17.9064	21.4064	0.198	18
19-Dec-90	17:35:00	-11.3859	2.4156	5.9156	0.114	18
19-Dec-90	19:05:00	-11.4568	7.8552	11.3552	0.6255	18
19-Dec-90	20:35:00	-12.7111	6.2604	9.7604	0.2365	18
19-Dec-90	22:05:00	-12.5165	14.7204	18.2204	1.602	18
19-Dec-90	23:35:00	-11.7361	32.1876	35.6876	3.4485	18
20-Dec-90	01:05:00	-12.1004	22.9608	26.4608	1.358	18

20-Dec-90	02:35:00	-13.4474	4.7232	8.2232	0.7015	18
20-Dec-90	04:05:00	-13.7267	8.568	12.068	0.038	18
20-Dec-90	05:35:00	-14.3423	15.2712	18.7712	0.0225	18
20-Dec-90	07:05:00	-13.5836	14.2272	17.7272	0.198	18
20-Dec-90	08:35:00	-12.8513	29.6604	33.1604	0.0835	18
20-Dec-90	10:05:00	-14.2284	3.294	6.794	0.0835	18
20-Dec-90	11:35:00	-12.3897	20.1024	23.6024	0.0225	18
20-Dec-90	13:05:00	-12.1004	23.346	26.846	0.282	18
20-Dec-90	14:35:00	-12.221	45.9216	49.4216	0.0005	18
20-Dec-90	16:05:00	-12.1969	54.3276	57.8276	0.175	18
20-Dec-90	17:35:00	-13.3174	25.2108	28.7108	0.114	18
20-Dec-90	19:05:00	-13.1266	37.8468	41.3468	0.0005	18
20-Dec-90	20:35:00	-12.8389	2.0304	5.5304	0.0005	18
20-Dec-90	22:05:00	-11.4925	44.2728	47.7728	0.0005	18
20-Dec-90	23:35:00	-10.8924	48.5028	52.0028	0.0005	18
21-Dec-90	01:05:00	-11.3271	6.6456	10.1456	0.0005	18
21-Dec-90	02:35:00	-11.9269	66.5208	70.0208	0.16	18
21-Dec-90	04:05:00	-11.6765	77.6736	81.1736	0.0005	18
21-Dec-90	05:35:00	-11.6765	16.3692	19.8692	0.0005	18
21-Dec-90	07:05:00	-11.5932	74.7612	78.2612	0.0005	18
21-Dec-90	08:35:00	-12.0046	52.4052	55.9052	0.0225	18
21-Dec-90	10:05:00	-13.9959	13.788	17.288	0.0005	18
21-Dec-90	11:35:00	-13.7393	48.3948	51.8948	0.0005	18
21-Dec-90	13:05:00	-12.6804	56.5236	60.0236	0.053	18
21-Dec-90	14:35:00	-11.0975	174.1932	177.6932	0.0005	18
21-Dec-90	16:05:00	-10.9215	210.5568	214.0568	0.053	18
21-Dec-90	17:35:00	-11.2031	216.0504	219.5504	0.0005	18
21-Dec-90	19:05:00	-11.2328	18.126	21.626	0.053	18
21-Dec-90	20:35:00	-11.5932	19.224	22.724	0.0005	18
21-Dec-90	22:05:00	-11.724	1.7028	5.2028	0.114	18
21-Dec-90	23:35:00	-12.1185	13.3452	16.8452	0.053	18
22-Dec-90	01:05:00	-12.9979	15.93	19.43	0.0005	18
22-Dec-90	02:35:00	-13.4474	5.0508	8.5508	0.0005	18
22-Dec-90	04:05:00	-13.497	21.204	24.704	0.0005	18
22-Dec-90	05:35:00	-11.3859	1.26	4.76	0.0225	18
22-Dec-90	07:05:00	-10.2587	22.9608	26.4608	0.038	18
22-Dec-90	08:35:00	-9.34872	2.9628	6.4628	0.099	18
22-Dec-90	10:05:00	-8.21971	6.0408	9.5408	0.0005	18
22-Dec-90	11:35:00	-7.68811	38.5596	42.0596	0.053	18
22-Dec-90	13:05:00	-6.66574	1.9224	5.4224	0.0005	18
22-Dec-90	14:35:00	-6.23832	41.0328	44.5328	0.511	18
22-Dec-90	16:05:00	-5.51945	76.6296	80.1296	0.885	18
22-Dec-90	17:35:00	-6.47048	22.302	25.802	0.4425	18
22-Dec-90	19:05:00	-8.13084	37.9584	41.4584	0.038	18
22-Dec-90	20:35:00	-8.40919	35.1	38.6	0.2975	18
22-Dec-90	22:05:00	-8.69991	17.7948	21.2948	0.4115	18
22-Dec-90	23:35:00	-9.59884	9.9972	13.4972	0.6025	18
23-Dec-90	01:05:00	-9.22984	42.516	46.016	0.175	18
23-Dec-90	02:35:00	-8.28645	10.1592	13.6592	0.198	18
23-Dec-90	04:05:00	-9.13345	4.1724	7.6724	0.0005	18

23-Dec-90	05:35:00	-9.47941	19.9404	23.4404	0.0835	18
23-Dec-90	07:05:00	-9.37141	183.5856	187.0856	0.1445	18
23-Dec-90	08:35:00	-8.73925	3.4596	6.9596	0.0005	18
23-Dec-90	10:05:00	-8.73925	178.5852	182.0852	0.6405	18
23-Dec-90	11:35:00	-8.50947	186.2208	189.7208	1.3275	18
23-Dec-90	13:05:00	-6.6981	212.2596	215.7596	2.1515	18
23-Dec-90	14:35:00	-6.03898	194.958	198.458	1.6705	18
23-Dec-90	16:05:00	-5.61571	203.58	207.08	2.0675	18
23-Dec-90	17:35:00	-5.89398	208.5264	212.0264	0.175	18
23-Dec-90	19:05:00	-5.8511	86.6268	90.1268	0.038	18
23-Dec-90	20:35:00	-6.00693	27.7956	31.2956	0.0005	18
23-Dec-90	22:05:00	-5.8511	4.7232	8.2232	0.0005	18
23-Dec-90	23:35:00	-5.53554	194.4612	197.9612	0.114	18
24-Dec-90	01:05:00	-5.09913	11.754	15.254	0.038	18
24-Dec-90	02:35:00	-4.76001	25.6536	29.1536	0.1445	18
24-Dec-90	04:05:00	-4.96636	201.7116	205.2116	0.282	18
24-Dec-90	05:35:00	-5.68509	63.5004	67.0004	0.0005	18
24-Dec-90	07:05:00	-7.0301	28.0692	31.5692	0.0005	18
24-Dec-90	08:35:00	-7.47353	59.2164	62.7164	0.0225	18
24-Dec-90	10:05:00	-7.51746	32.7384	36.2384	0.038	18
24-Dec-90	11:35:00	-6.94828	74.9808	78.4808	0.038	18
24-Dec-90	13:05:00	-5.17883	62.1288	65.6288	0.0005	18
24-Dec-90	14:35:00	-4.73888	3.8988	7.3988	0.0005	18
24-Dec-90	16:05:00	-4.95074	24.498	27.998	0.0005	18
24-Dec-90	17:35:00	-4.80227	46.8576	50.3576	0.038	18
24-Dec-90	19:05:00	-5.06713	75.6396	79.1396	0.0005	18
24-Dec-90	20:35:00	-4.63334	219.8412	223.3412	0.038	18
24-Dec-90	22:05:00	-4.88688	198.8028	202.3028	1.2665	18
24-Dec-90	23:35:00	-4.86572	207.702	211.202	1.3275	18
25-Dec-90	01:05:00	-4.78114	214.5132	218.0132	1.5105	18
25-Dec-90	02:35:00	-4.46475	224.622	228.122	1.541	18
25-Dec-90	04:05:00	-4.23315	214.2936	217.7936	1.358	18
25-Dec-90	05:35:00	-4.10728	65.3688	68.8688	0.526	18
25-Dec-90	07:05:00	-4.19117	54.054	57.554	0.16	18
25-Dec-90	08:35:00	-3.97095	0.2736	3.7736	0.114	18
25-Dec-90	10:05:00	-4.04441	253.4616	256.9616	0.0835	18
25-Dec-90	11:35:00	-3.96066	240.552	244.052	0.5795	18
25-Dec-90	13:05:00	-3.11139	96.8472	100.3472	0.0005	18
25-Dec-90	14:35:00	-3.14233	43.2864	46.7864	0.0835	18
25-Dec-90	16:05:00	-3.69414	114.588	118.088	0.0005	18
25-Dec-90	17:35:00	-4.67035	4.0644	7.5644	0.0005	18
25-Dec-90	19:05:00	-4.89763	212.094	215.594	0.938	18
25-Dec-90	20:35:00	-4.93997	196.7688	200.2688	1.129	18
25-Dec-90	22:05:00	-4.52275	209.0196	212.5196	1.3275	18
25-Dec-90	23:35:00	-4.69146	217.0944	220.5944	0.511	18
26-Dec-90	01:05:00	-4.50686	222.1488	225.6488	2.0445	18
26-Dec-90	02:35:00	-4.4858	238.2444	241.7444	3.2575	18
26-Dec-90	04:05:00	-4.26482	225.5544	229.0544	3.4865	18
26-Dec-90	05:35:00	-4.04441	207.0972	210.5972	2.0905	18
26-Dec-90	07:05:00	-3.80367	166.9968	170.4968	1.5715	18

26-Dec-90	08:35:00	-4.05506	180.6192	184.1192	1.8385	18
26-Dec-90	10:05:00	-4.04441	185.508	189.008	0.9685	18
26-Dec-90	11:35:00	-3.75128	207.4824	210.9824	2.0675	18
26-Dec-90	13:05:00	-3.48026	234.1224	237.6224	3.624	18
26-Dec-90	14:35:00	-3.44375	220.392	223.892	2.2125	18
26-Dec-90	16:05:00	-3.96066	229.2912	232.7912	4.0585	18
26-Dec-90	17:35:00	-4.64406	231.6528	235.1528	5.3865	18
26-Dec-90	19:05:00	-5.17883	181.9368	185.4368	2.876	18
26-Dec-90	20:35:00	-5.27988	206.658	210.158	0.938	18
26-Dec-90	22:05:00	-5.39678	210.5568	214.0568	0.885	18
26-Dec-90	23:35:00	-6.03898	70.6428	74.1428	0.16	18
27-Dec-90	01:05:00	-7.31998	190.782	194.282	0.885	18
27-Dec-90	02:35:00	-9.79911	264.2832	267.7832	0.4575	18
27-Dec-90	04:05:00	-12.1607	7.6896	11.1896	0.3585	18
27-Dec-90	05:35:00	-14.317	3.294	6.794	1.7395	18
27-Dec-90	07:05:00	-16.6567	6.7536	10.2536	1.457	18
27-Dec-90	08:35:00	-17.8749	19.0584	22.5584	1.991	18
27-Dec-90	10:05:00	-19.0589	29.2212	32.7212	7.965	18
27-Dec-90	11:35:00	-20.2357	25.7616	29.2616	7.7665	18
27-Dec-90	13:05:00	-20.6733	17.7948	21.2948	2.2275	18
27-Dec-90	14:35:00	-21.3498	19.9404	23.4404	0.381	18
27-Dec-90	16:05:00	-22.6203	36.6372	40.1372	0.8695	18
27-Dec-90	17:35:00	-23.6537	0.0036	3.5036	0.381	18
27-Dec-90	19:05:00	-23.8059	21.312	24.812	1.5715	18
27-Dec-90	20:35:00	-23.8059	19.8288	23.3288	6.79	18
27-Dec-90	22:05:00	-23.9077	41.0328	44.5328	8.5755	18
27-Dec-90	23:35:00	-23.0292	5.49	8.99	3.807	18
28-Dec-90	01:05:00	-20.4307	30.5424	34.0424	4.7455	18
28-Dec-90	02:35:00	-23.1612	25.2108	28.7108	0.0835	18
28-Dec-90	04:05:00	-24.5008	41.8572	45.3572	0.923	18
28-Dec-90	05:35:00	-22.3776	4.6116	8.1116	0.0005	18
28-Dec-90	07:05:00	-22.7916	30.6504	34.1504	0.038	18
28-Dec-90	08:35:00	-22.6608	36.3636	39.8636	0.0005	18
28-Dec-90	10:05:00	-22.1694	26.9712	30.4712	0.0005	18
28-Dec-90	11:35:00	-21.7013	0.162	3.662	0.0225	18
28-Dec-90	13:05:00	-20.7112	34.002	37.502	0.038	18
28-Dec-90	14:35:00	-20.3858	20.1024	23.6024	0.038	18
28-Dec-90	16:05:00	-17.7082	47.6244	51.1244	0.1445	18
28-Dec-90	17:35:00	-15.6677	60.426	63.926	0.2135	18
28-Dec-90	19:05:00	-14.3294	47.736	51.236	0.2135	18
28-Dec-90	20:35:00	-14.4627	22.4676	25.9676	0.5415	18
28-Dec-90	22:05:00	-13.4474	20.7072	24.2072	0.0005	18
28-Dec-90	23:35:00	-14.7047	41.472	44.972	0.0005	18
29-Dec-90	01:05:00	-14.317	29.3328	32.8328	0.0005	18
29-Dec-90	02:35:00	-13.5836	17.6868	21.1868	0.0005	18
29-Dec-90	04:05:00	-13.8641	5.8212	9.3212	0.053	18
29-Dec-90	05:35:00	-13.7393	24.2244	27.7244	0.5795	18
29-Dec-90	07:05:00	-13.1882	204.516	208.016	0.1445	18
29-Dec-90	08:35:00	-11.8373	11.2032	14.7032	0.16	18
29-Dec-90	10:05:00	-11.8135	225.9936	229.4936	1.373	18

29-Dec-90	11:35:00	-11.0679	187.0452	190.5452	0.198	18
29-Dec-90	13:05:00	-8.68888	238.7376	242.2376	0.938	18
29-Dec-90	14:35:00	-8.09737	9.446401	12.9464	0.526	18
29-Dec-90	16:05:00	-8.14758	6.9732	10.4732	0.0005	18
29-Dec-90	17:35:00	-8.62718	35.9244	39.4244	0.038	18
29-Dec-90	19:05:00	-9.08828	46.1988	49.6988	0.0005	18
29-Dec-90	20:35:00	-9.14493	98.11079	101.6108	0.16	18
29-Dec-90	22:05:00	-9.36025	33.2892	36.7892	0.0005	18
29-Dec-90	23:35:00	-9.24098	39.276	42.776	0.099	18
30-Dec-90	01:05:00	-9.38852	15.5988	19.0988	0.0005	18
30-Dec-90	02:35:00	-9.46226	14.7204	18.2204	0.0005	18
30-Dec-90	04:05:00	-9.73015	29.3328	32.8328	0.0005	18
30-Dec-90	05:35:00	-9.97079	98.33041	101.8304	0.0005	18
30-Dec-90	07:05:00	-11.0444	161.8884	165.3884	0.0005	18
30-Dec-90	08:35:00	-11.3565	96.7356	100.2356	0.0005	18
30-Dec-90	10:05:00	-11.5341	48.1752	51.6752	0.0005	18
30-Dec-90	11:35:00	-11.4925	2.7432	6.2432	0.114	18
30-Dec-90	13:05:00	-11.3445	31.5864	35.0864	0.0005	18
30-Dec-90	14:35:00	-11.0798	61.632	65.132	0.0005	18
30-Dec-90	16:05:00	-12.0046	127.7748	131.2748	0.099	18
30-Dec-90	17:35:00	-12.6804	5.2164	8.7164	0.053	18
30-Dec-90	19:05:00	-13.0284	2.8548	6.3548	0.0225	18
30-Dec-90	20:35:00	-13.4227	92.8908	96.3908	0.114	18
30-Dec-90	22:05:00	-14.0897	25.9812	29.4812	0.099	18
30-Dec-90	23:35:00	-16.0894	27.0792	30.5792	0.282	18
31-Dec-90	01:05:00	-17.8329	101.3508	104.8508	0.0225	18
31-Dec-90	02:35:00	-16.6836	4.1724	7.6724	0.778	18
31-Dec-90	04:05:00	-17.7082	33.5088	37.0088	0.3355	18
31-Dec-90	05:35:00	-18.1545	5.9292	9.4292	0.038	18
31-Dec-90	07:05:00	-18.8288	33.012	36.512	0.0005	18
31-Dec-90	08:35:00	-19.0371	42.9552	46.4552	0.2975	18
31-Dec-90	10:05:00	-19.2325	0.0036	3.5036	0.198	18
31-Dec-90	11:35:00	-18.5435	0.7128	4.2128	0.0005	18
31-Dec-90	13:05:00	-17.3426	42.9552	46.4552	0.6865	18
31-Dec-90	14:35:00	-16.8725	17.9064	21.4064	1.213	18
31-Dec-90	16:05:00	-17.1646	16.8084	20.3084	0.267	18
31-Dec-90	17:35:00	-17.7218	19.224	22.724	0.099	18
31-Dec-90	19:05:00	-18.1265	31.0896	34.5896	0.381	18
31-Dec-90	20:35:00	-18.5076	36.3636	39.8636	0.7245	18
31-Dec-90	22:05:00	-18.7856	37.9584	41.4584	2.96	18
31-Dec-90	23:35:00	-18.9795	50.1516	53.6516	0.656	18
01-Jan-91	01:05:00	-19.2035	1.7028	5.2028	1.602	18
01-Jan-91	02:35:00	-20.7112	2.5812	6.0812	0.511	18
01-Jan-91	04:05:00	-21.0558	13.3452	16.8452	0.114	18
01-Jan-91	05:35:00	-21.1174	0.7128	4.2128	0.1445	18
01-Jan-91	07:05:00	-21.3029	0.7128	4.2128	0.0005	18
01-Jan-91	08:35:00	-21.4273	15.2712	18.7712	0.053	18
01-Jan-91	10:05:00	-21.5758	16.038	19.538	0.0005	18
01-Jan-91	11:35:00	-20.5972	18.9504	22.4504	0.038	18
01-Jan-91	13:05:00	-20.0116	28.2888	31.7888	0.038	18

01-Jan-91	14:35:00	-18.2389	27.7956	31.2956	0.0005	18
01-Jan-91	16:05:00	-18.4653	29.3328	32.8328	0.0005	18
01-Jan-91	17:35:00	-18.2389	0.3816	3.8816	0.038	18
01-Jan-91	19:05:00	-18.3378	40.0428	43.5428	0.0005	18
01-Jan-91	20:35:00	-17.5491	43.56	47.06	0.4575	18
01-Jan-91	22:05:00	-19.3201	32.4072	35.9072	1.19	18
01-Jan-91	23:35:00	-18.4937	2.5812	6.0812	0.511	18
02-Jan-91	01:05:00	-16.9808	49.7124	53.2124	1.6705	18
02-Jan-91	02:35:00	-17.4182	6.6456	10.1456	0.114	18
02-Jan-91	04:05:00	-16.5559	16.4772	19.9772	0.656	18
02-Jan-91	05:35:00	-15.9702	52.4052	55.9052	0.1445	18
02-Jan-91	07:05:00	-15.9308	23.346	26.846	0.3355	18
02-Jan-91	08:35:00	-15.7597	46.746	50.246	0.1445	18
02-Jan-91	10:05:00	-17.6179	28.782	32.282	0.2365	18
02-Jan-91	11:35:00	-14.9414	13.788	17.288	0.0005	18
02-Jan-91	13:05:00	-14.3423	22.9608	26.4608	0.0005	18
02-Jan-91	14:35:00	-12.9365	47.3508	50.8508	0.099	18
02-Jan-91	16:05:00	-12.5833	0.0036	3.5036	0.0005	18
02-Jan-91	17:35:00	-12.9979	5.49	8.99	0.0225	18
02-Jan-91	19:05:00	-12.8757	1.5372	5.0372	0.0005	18
02-Jan-91	20:35:00	-12.275	2.8548	6.3548	0.038	18
02-Jan-91	22:05:00	-12.9979	4.6116	8.1116	0.0005	18
02-Jan-91	23:35:00	-13.2003	2.5812	6.0812	0.0005	18
03-Jan-91	01:05:00	-13.6769	16.8084	20.3084	0.0005	18
03-Jan-91	02:35:00	-13.6646	29.2212	32.7212	0.0835	18
03-Jan-91	04:05:00	-13.3421	0.0036	3.5036	0.099	18
03-Jan-91	05:35:00	-13.5653	1.152	4.652	0.16	18
03-Jan-91	07:05:00	-13.2003	18.7848	22.2848	0.0005	18
03-Jan-91	08:35:00	-13.0899	0.0036	3.5036	0.0225	18
03-Jan-91	10:05:00	-12.1485	13.6764	17.1764	0.7475	18
03-Jan-91	11:35:00	-12.2628	1.0404	4.5404	0.0225	18
03-Jan-91	13:05:00	-11.3979	6.7536	10.2536	0.7625	18
03-Jan-91	14:35:00	-10.9215	9.8856	13.3856	0.0005	18
03-Jan-91	16:05:00	-10.3341	50.868	54.368	0.0005	18
03-Jan-91	17:35:00	-11.8373	31.2552	34.7552	0.0005	18
03-Jan-91	19:05:00	-10.7871	26.532	30.032	0.3585	18
03-Jan-91	20:35:00	-10.0457	26.8596	30.3596	0.4805	18
03-Jan-91	22:05:00	-9.81036	22.4676	25.9676	0.0225	18
03-Jan-91	23:35:00	-9.753	48.3948	51.8948	0.6025	18
04-Jan-91	01:05:00	-9.50775	43.2864	46.7864	1.358	18
04-Jan-91	02:35:00	-9.64481	33.7284	37.2284	0.6405	18
04-Jan-91	04:05:00	-9.04314	20.7072	24.2072	0.885	18
04-Jan-91	05:35:00	-8.87993	31.3668	34.8668	1.0145	18
04-Jan-91	07:05:00	-8.62718	27.7956	31.2956	0.038	18
04-Jan-91	08:35:00	-9.16161	6.48	9.98	0.2975	18
04-Jan-91	10:05:00	-8.59929	2.8548	6.3548	0.8695	18
04-Jan-91	11:35:00	-9.04314	2.7432	6.2432	0.381	18
04-Jan-91	13:05:00	-8.2755	0.7128	4.2128	1.251	18
04-Jan-91	14:35:00	-8.26419	10.2708	13.7708	0.656	18
04-Jan-91	16:05:00	-8.50947	41.8572	45.3572	4.6845	18

04-Jan-91	17:35:00	-9.24098	24.8292	28.3292	0.656	18
04-Jan-91	19:05:00	-10.3223	10.4904	13.9904	4.2265	18
04-Jan-91	20:35:00	-11.6469	29.3328	32.8328	7.866	18
04-Jan-91	22:05:00	-12.0588	34.1676	37.6676	8.6135	18
04-Jan-91	23:35:00	-13.398	26.8596	30.3596	7.591	18
05-Jan-91	01:05:00	-14.3613	27.7956	31.2956	8.6135	18
05-Jan-91	02:35:00	-16.1889	30.4308	33.9308	9.224	18
05-Jan-91	04:05:00	-17.0013	41.364	44.864	8.2625	18
05-Jan-91	05:35:00	-18.2038	47.1852	50.6852	9.018001	18
05-Jan-91	07:05:00	-18.0704	31.7484	35.2484	9.4225	18
05-Jan-91	08:35:00	-16.6095	25.542	29.042	10.567	18
05-Jan-91	10:05:00	-17.2605	38.3976	41.8976	9.5065	18
05-Jan-91	11:35:00	-16.8521	40.0428	43.5428	9.5445	18
05-Jan-91	13:05:00	-17.6596	39.276	42.776	7.4235	18
05-Jan-91	14:35:00	-17.2878	39.4416	42.9416	6.134	18
05-Jan-91	16:05:00	-16.2551	41.7492	45.2492	7.965	18
05-Jan-91	17:35:00	-19.1745	14.886	18.386	0.938	18
05-Jan-91	19:05:00	-19.7818	49.3272	52.8272	0.32	18
05-Jan-91	20:35:00	-19.5389	19.8288	23.3288	0.381	18
05-Jan-91	22:05:00	-20.1308	61.1388	64.6388	0.0005	18
05-Jan-91	23:35:00	-19.8114	20.4876	23.9876	0.16	18
06-Jan-91	01:05:00	-19.5975	4.338	7.838	0.2135	18
06-Jan-91	02:35:00	-19.5975	5.9292	9.4292	0.0005	18
06-Jan-91	04:05:00	-19.1745	27.4104	30.9104	0.0835	18
06-Jan-91	05:35:00	-20.4307	30.4308	33.9308	0.999	18
06-Jan-91	07:05:00	-18.225	13.0716	16.5716	0.0005	18
06-Jan-91	08:35:00	-18.5221	58.2264	61.7264	0.114	18
06-Jan-91	10:05:00	-18.5789	43.6716	47.1716	0.0005	18
06-Jan-91	11:35:00	-16.825	17.3016	20.8016	0.099	18
06-Jan-91	13:05:00	-16.6567	42.1308	45.6308	0.1445	18
06-Jan-91	14:35:00	-11.6469	36.6372	40.1372	2.754	18
06-Jan-91	16:05:00	-11.2031	42.408	45.908	7.6675	18
06-Jan-91	17:35:00	-11.5341	45.0972	48.5972	7.263	18
06-Jan-91	19:05:00	-12.0226	40.7052	44.2052	5.951	18
06-Jan-91	20:35:00	-11.9387	40.1544	43.6544	6.6605	18
06-Jan-91	22:05:00	-12.3596	35.4852	38.9852	6.981	18
06-Jan-91	23:35:00	-12.1729	31.7484	35.2484	6.8665	18
07-Jan-91	01:05:00	-12.6804	37.5192	41.0192	7.927	18
07-Jan-91	02:35:00	-13.7831	39.1644	42.6644	7.927	18
07-Jan-91	04:05:00	-14.0774	42.2964	45.7964	8.133	18
07-Jan-91	05:35:00	-16.0894	41.1444	44.6444	9.72	18
07-Jan-91	07:05:00	-15.4265	37.0224	40.5224	8.7815	18
07-Jan-91	08:35:00	-15.4785	29.3328	32.8328	8.4685	18
07-Jan-91	10:05:00	-15.3549	29.5524	33.0524	8.750999	18
07-Jan-91	11:35:00	-15.0379	33.6168	37.1168	8.049	18
07-Jan-91	13:05:00	-14.9991	35.1	38.6	7.332	18
07-Jan-91	14:35:00	-15.0637	31.86	35.36	9.308	18
07-Jan-91	16:05:00	-14.8581	34.002	37.502	8.804501	18
07-Jan-91	17:35:00	-15.5503	31.2552	34.7552	7.965	18
07-Jan-91	19:05:00	-15.4133	16.3692	19.8692	6.5995	18

07-Jan-91	20:35:00	-15.1474	27.2988	30.7988	8.6135	18
07-Jan-91	22:05:00	-14.9288	27.7956	31.2956	4.654	18
07-Jan-91	23:35:00	-14.6917	31.5864	35.0864	6.92	18
08-Jan-91	01:05:00	-14.596	32.85	36.35	6.775	18
08-Jan-91	02:35:00	-14.8325	45.0972	48.5972	5.8135	18
08-Jan-91	04:05:00	-14.6532	42.9552	46.4552	6.9045	18
08-Jan-91	05:35:00	-16.529	3.6792	7.1792	1.3885	18
08-Jan-91	07:05:00	-17.2331	4.5036	8.0036	0.8085	18
08-Jan-91	08:35:00	-14.8069	20.8188	24.3188	1.144	18
08-Jan-91	10:05:00	-17.4732	26.9712	30.4712	0.6025	18
08-Jan-91	11:35:00	-17.1168	7.8552	11.3552	0.7245	18
08-Jan-91	13:05:00	-16.3616	94.59361	98.09361	0.6255	18
08-Jan-91	14:35:00	-16.1889	0.162	3.662	0.0005	18
08-Jan-91	16:05:00	-17.7218	44.0532	47.5532	0.099	18
08-Jan-91	17:35:00	-17.7496	35.3736	38.8736	1.0295	18
08-Jan-91	19:05:00	-19.2472	58.338	61.838	0.511	18
08-Jan-91	20:35:00	-19.7818	40.5936	44.0936	0.7475	18
08-Jan-91	22:05:00	-19.7156	94.97881	98.47881	3.761	18
08-Jan-91	23:35:00	-18.7715	37.134	40.634	0.0835	18
09-Jan-91	01:05:00	-17.6732	8.236799	11.7368	0.656	18
09-Jan-91	02:35:00	-18.1826	25.7616	29.2616	0.0005	18
09-Jan-91	04:05:00	-16.6232	26.2548	29.7548	0.2365	18
09-Jan-91	05:35:00	-16.2285	2.8548	6.3548	0.099	18
09-Jan-91	07:05:00	-16.7171	11.5344	15.0344	0.038	18
09-Jan-91	08:35:00	-15.9836	0.8208	4.3208	0.0225	18
09-Jan-91	10:05:00	-14.5389	0.7128	4.2128	0.0005	18
09-Jan-91	11:35:00	-13.5962	31.0896	34.5896	0.114	18
09-Jan-91	13:05:00	-11.2328	0.3816	3.8816	0.16	18
09-Jan-91	14:35:00	-11.2857	63.0072	66.5072	0.16	18
09-Jan-91	16:05:00	-10.2587	30.9816	34.4816	0.7015	18
09-Jan-91	17:35:00	-11.2151	51.03	54.53	0.656	18
09-Jan-91	19:05:00	-10.6066	53.4492	56.9492	0.8695	18
09-Jan-91	20:35:00	-10.3341	42.408	45.908	1.1135	18
09-Jan-91	22:05:00	-8.7731	32.6268	36.1268	2.1665	18
09-Jan-91	23:35:00	-8.94154	38.5596	42.0596	2.029	18
10-Jan-91	01:05:00	-9.43953	39.7152	43.2152	1.8385	18
10-Jan-91	02:35:00	-10.1378	1.0404	4.5404	0.8085	18
10-Jan-91	04:05:00	-9.38852	48.888	52.388	1.297	18
10-Jan-91	05:35:00	-9.50775	4.0644	7.5644	0.6405	18
10-Jan-91	07:05:00	-9.50775	43.3944	46.8944	1.373	18
10-Jan-91	08:35:00	-9.9881	47.736	51.236	0.656	18
10-Jan-91	10:05:00	-9.16161	33.5088	37.0088	1.9455	18
10-Jan-91	11:35:00	-9.77024	45.3168	48.8168	0.8695	18
10-Jan-91	13:05:00	-8.2755	20.7072	24.2072	0.839	18
10-Jan-91	14:35:00	-8.06973	42.8472	46.3472	0.267	18
10-Jan-91	16:05:00	-8.82906	60.3144	63.8144	1.091	18
10-Jan-91	17:35:00	-9.34872	67.1256	70.6256	1.869	18
10-Jan-91	19:05:00	-9.02613	51.03	54.53	0.938	18
10-Jan-91	20:35:00	-6.37872	30.4308	33.9308	1.3275	18
10-Jan-91	22:05:00	-6.10913	64.2708	67.7708	1.0295	18

10-Jan-91	23:35:00	-6.53539	62.8956	66.3956	2.365	18
11-Jan-91	01:05:00	-8.45382	78.7176	82.2176	2.487	18
11-Jan-91	02:35:00	-7.7322	64.9296	68.4296	2.1515	18
11-Jan-91	04:05:00	-5.54639	53.01	56.51	2.403	18
11-Jan-91	05:35:00	-6.31927	34.002	37.502	0.938	18
11-Jan-91	07:05:00	-6.18993	0.6012	4.1012	1.091	18
11-Jan-91	08:35:00	-7.01366	42.408	45.908	2.548	18
11-Jan-91	10:05:00	-8.67198	57.9528	61.4528	2.548	18
11-Jan-91	11:35:00	-4.18085	29.826	33.326	2.0445	18
11-Jan-91	13:05:00	-3.73588	13.788	17.288	1.411	18
11-Jan-91	14:35:00	-3.02304	42.9552	46.4552	5.3865	18
11-Jan-91	16:05:00	-4.27515	52.02	55.52	2.731	18
11-Jan-91	17:35:00	-4.72849	18.126	21.626	2.1055	18
11-Jan-91	19:05:00	-4.1389	55.0404	58.5404	2.5785	18
11-Jan-91	20:35:00	-3.10085	46.746	50.246	4.0435	18
11-Jan-91	22:05:00	-2.72291	32.4072	35.9072	3.4865	18
11-Jan-91	23:35:00	-2.58856	27.7956	31.2956	4.4095	18
12-Jan-91	01:05:00	-2.87812	37.0224	40.5224	2.388	18
12-Jan-91	02:35:00	-2.85743	9.1188	12.6188	1.411	18
12-Jan-91	04:05:00	-1.94555	34.5528	38.0528	1.915	18
12-Jan-91	05:35:00	-2.87812	20.1024	23.6024	1.457	18
12-Jan-91	07:05:00	-1.46441	29.1132	32.6132	1.144	18
12-Jan-91	08:35:00	-1.74064	12.906	16.406	1.541	18
12-Jan-91	10:05:00	-2.46486	17.3016	20.8016	4.0435	18
12-Jan-91	11:35:00	-2.69718	27.5184	31.0184	6.3325	18
12-Jan-91	13:05:00	-1.79167	0.0036	3.5036	1.6325	18
12-Jan-91	14:35:00	-1.47948	22.0824	25.5824	1.411	18
12-Jan-91	16:05:00	-1.97111	2.8548	6.3548	0.5415	18
12-Jan-91	17:35:00	-1.81215	50.7024	54.2024	0.7625	18
12-Jan-91	19:05:00	-2.42365	53.7768	57.2768	0.526	18
12-Jan-91	20:35:00	-2.40812	49.5468	53.0468	0.5795	18
12-Jan-91	22:05:00	-2.26911	14.6088	18.1088	0.16	18
12-Jan-91	23:35:00	-2.39799	4.7232	8.2232	0.114	18
13-Jan-91	01:05:00	-2.36694	9.0072	12.5072	0.3965	18
13-Jan-91	02:35:00	-2.50608	81.3528	84.8528	0.839	18
13-Jan-91	04:05:00	-2.47533	2.304	5.804	0.0005	18
13-Jan-91	05:35:00	-2.71275	169.3044	172.8044	0.053	18
13-Jan-91	07:05:00	-2.71275	20.3796	23.8796	0.053	18
13-Jan-91	08:35:00	-2.83167	162.6552	166.1552	0.0005	18
13-Jan-91	10:05:00	-3.45944	166.8312	170.3312	0.7625	18
13-Jan-91	11:35:00	-3.02304	243.1872	246.6872	1.0295	18
13-Jan-91	13:05:00	-2.13567	217.206	220.706	0.2975	18
13-Jan-91	14:35:00	-2.13567	160.9524	164.4524	1.129	18
13-Jan-91	16:05:00	-2.7954	241.9812	245.4812	1.6935	18
13-Jan-91	17:35:00	-3.52702	241.1568	244.6568	3.3645	18
13-Jan-91	19:05:00	-3.43352	238.464	241.964	1.8535	18
13-Jan-91	20:35:00	-3.36055	219.5676	223.0676	1.976	18
13-Jan-91	22:05:00	-3.54273	229.8924	233.3924	1.7925	18
13-Jan-91	23:35:00	-3.64695	211.2156	214.7156	2.533	18
14-Jan-91	01:05:00	-4.33302	145.188	148.688	0.2135	18

14-Jan-91	02:35:00	-4.3961	12.6324	16.1324	0.0225	18
14-Jan-91	04:05:00	-4.35404	6.6456	10.1456	0.0835	18
14-Jan-91	05:35:00	-4.04441	11.754	15.254	0.1445	18
14-Jan-91	07:05:00	-3.68354	41.5836	45.0836	0.7475	18
14-Jan-91	08:35:00	-3.21513	38.5596	42.0596	2.487	18
14-Jan-91	10:05:00	-3.38134	28.0692	31.5692	5.76	18
14-Jan-91	11:35:00	-3.40214	37.8468	41.3468	6.233	18
14-Jan-91	13:05:00	-3.26687	35.3736	38.8736	3.845	18
14-Jan-91	14:35:00	-2.85743	34.4412	37.9412	2.0065	18
14-Jan-91	16:05:00	-1.97111	23.8932	27.3932	3.3795	18
14-Jan-91	17:35:00	-2.58856	12.1932	15.6932	0.6405	18
14-Jan-91	19:05:00	-1.67924	30.2112	33.7112	1.312	18
14-Jan-91	20:35:00	-2.50608	51.03	54.53	1.129	18
14-Jan-91	22:05:00	-2.84692	1.152	4.652	0.114	18
14-Jan-91	23:35:00	-3.52702	81.9036	85.4036	0.0005	18
15-Jan-91	01:05:00	-3.55332	11.5344	15.0344	0.114	18
15-Jan-91	02:35:00	-3.29309	142.2756	145.7756	0.267	18
15-Jan-91	04:05:00	-3.25155	40.7052	44.2052	0.114	18
15-Jan-91	05:35:00	-3.60525	3.186	6.686	0.0225	18
15-Jan-91	07:05:00	-4.88688	22.302	25.802	0.053	18
15-Jan-91	08:35:00	-7.18294	19.4436	22.9436	0.0005	18
15-Jan-91	10:05:00	-7.00294	44.2728	47.7728	0.038	18
15-Jan-91	11:35:00	-6.77427	53.4492	56.9492	0.0005	18
15-Jan-91	13:05:00	-4.3961	61.1388	64.6388	0.5415	18
15-Jan-91	14:35:00	-2.03805	46.4724	49.9724	1.297	18
15-Jan-91	16:05:00	-5.30638	42.7356	46.2356	0.8085	18
15-Jan-91	17:35:00	-4.63334	2.4156	5.9156	0.999	18
15-Jan-91	19:05:00	-3.8506	2.142	5.642	0.1445	18
15-Jan-91	20:35:00	-3.33465	183.8592	187.3592	0.5795	18
15-Jan-91	22:05:00	-2.91442	203.58	207.08	0.778	18
15-Jan-91	23:35:00	-3.02304	228.2472	231.7472	0.5645	18
16-Jan-91	01:05:00	-2.93002	190.89	194.39	0.381	18
16-Jan-91	02:35:00	-2.60919	175.3452	178.8452	1.5715	18
16-Jan-91	04:05:00	-2.56793	173.0376	176.5376	0.282	18
16-Jan-91	05:35:00	-2.01214	96.8472	100.3472	0.7015	18
16-Jan-91	07:05:00	-1.43863	148.428	151.928	0.2975	18
16-Jan-91	08:35:00	-1.32652	157.878	161.378	0.282	18
16-Jan-91	10:05:00	-1.12766	4.338	7.838	0.2975	18
16-Jan-91	11:35:00	-0.79144	32.1876	35.6876	0.3965	18
16-Jan-91	13:05:00	-0.03119	99.3708	102.8708	1.869	18
16-Jan-91	14:35:00	0.312505	72.8388	76.3388	2.2885	18
16-Jan-91	16:05:00	0.206624	75.2004	78.7004	2.029	18
16-Jan-91	17:35:00	-0.3145	88.4952	91.9952	1.602	18
16-Jan-91	19:05:00	-0.25375	5.6016	9.1016	0.7245	18
16-Jan-91	20:35:00	0.292326	0.0036	3.5036	0.2365	18
16-Jan-91	22:05:00	0.292326	12.1932	15.6932	0.3355	18
16-Jan-91	23:35:00	1.344348	0.162	3.662	0.381	18
17-Jan-91	01:05:00	2.231535	7.4124	10.9124	0.5795	18
17-Jan-91	02:35:00	2.176436	13.4568	16.9568	0.938	18
17-Jan-91	04:05:00	0.972535	100.9116	104.4116	2.1665	18

17-Jan-91	05:35:00	0.292326	1.0404	4.5404	0.526	18
17-Jan-91	07:05:00	-0.01064	8.7336	12.2336	0.053	18
17-Jan-91	08:35:00	-0.09683	21.204	24.704	0.099	18
17-Jan-91	10:05:00	-0.18273	25.9812	29.4812	0.0835	18
17-Jan-91	11:35:00	-0.79144	41.1444	44.6444	0.0005	18
17-Jan-91	13:05:00	-0.10678	194.2416	197.7416	0.0005	18
17-Jan-91	14:35:00	-0.25375	161.3916	164.8916	0.0005	18
17-Jan-91	16:05:00	-1.20917	197.1	200.6	2.029	18
17-Jan-91	17:35:00	-2.89881	82.0152	85.5152	0.2365	18
17-Jan-91	19:05:00	-5.07791	215.8848	219.3848	4.1195	18
17-Jan-91	20:35:00	-8.55418	222.3684	225.8684	5.272	18
17-Jan-91	22:05:00	-9.93054	202.2084	205.7084	2.1515	18
17-Jan-91	23:35:00	-10.1378	210.0636	213.5636	3.3645	18
18-Jan-91	01:05:00	-10.3686	211.1076	214.6076	5.3555	18
18-Jan-91	02:35:00	-10.5947	212.976	216.476	3.6695	18
18-Jan-91	04:05:00	-10.5601	203.2524	206.7524	3.4025	18
18-Jan-91	05:35:00	-10.6412	209.7324	213.2324	3.2575	18
18-Jan-91	07:05:00	-10.5947	209.4048	212.9048	3.1205	18
18-Jan-91	08:35:00	-10.5947	233.6832	237.1832	1.8535	18
18-Jan-91	10:05:00	-10.3686	216.8748	220.3748	1.915	18
18-Jan-91	11:35:00	-11.2502	9.3384	12.8384	0.0835	18
18-Jan-91	13:05:00	-11.5636	37.8468	41.3468	0.038	18
18-Jan-91	14:35:00	-11.7478	48.5028	52.0028	0.0005	18
18-Jan-91	16:05:00	-10.7053	218.9628	222.4628	0.32	18
18-Jan-91	17:35:00	-13.139	38.3976	41.8976	0.0005	18
18-Jan-91	19:05:00	-13.4844	0.162	3.662	0.099	18
18-Jan-91	20:35:00	-13.1266	41.7492	45.2492	0.0005	18
18-Jan-91	22:05:00	-12.0348	21.0384	24.5384	0.099	18
18-Jan-91	23:35:00	-11.2151	71.7948	75.2948	0.0005	18
19-Jan-91	01:05:00	-10.6066	5.6016	9.1016	0.0225	18
19-Jan-91	02:35:00	-10.8629	20.268	23.768	0.0005	18
19-Jan-91	04:05:00	-8.06973	17.9064	21.4064	0.0225	18
19-Jan-91	05:35:00	-8.05846	16.3692	19.8692	0.1445	18
19-Jan-91	07:05:00	-7.10665	9.9972	13.4972	0.3965	18
19-Jan-91	08:35:00	-5.78683	6.7536	10.2536	0.0005	18
19-Jan-91	10:05:00	-5.27988	2.142	5.642	0.038	18
19-Jan-91	11:35:00	-4.78114	26.0928	29.5928	0.099	18
19-Jan-91	13:05:00	-3.5844	28.674	32.174	0.038	18
19-Jan-91	14:35:00	-3.18382	0.3816	3.8816	0.0225	18
19-Jan-91	16:05:00	-2.66604	8.236799	11.7368	0.0225	18
19-Jan-91	17:35:00	-3.06992	3.186	6.686	0.1445	18
19-Jan-91	19:05:00	-3.03357	8.128799	11.6288	0.198	18
19-Jan-91	20:35:00	-3.66268	6.7536	10.2536	0.053	18
19-Jan-91	22:05:00	-2.95582	47.736	51.236	0.0005	18
19-Jan-91	23:35:00	-1.77119	25.2108	28.7108	0.0005	18
20-Jan-91	01:05:00	-1.66381	0.0036	3.5036	0.3355	18
20-Jan-91	02:35:00	-2.26911	3.294	6.794	0.1445	18
20-Jan-91	04:05:00	-2.73341	9.3384	12.8384	0.175	18
20-Jan-91	05:35:00	-3.02304	24.3324	27.8324	0.053	18
20-Jan-91	07:05:00	-1.20917	26.2548	29.7548	0.1445	18

20-Jan-91	08:35:00	-0.92376	128.5416	132.0416	0.5415	18
20-Jan-91	10:05:00	-1.33656	50.2632	53.7632	0.4425	18
20-Jan-91	11:35:00	-0.96444	11.9196	15.4196	0.511	18
20-Jan-91	13:05:00	-0.70518	17.7948	21.2948	0.267	18
20-Jan-91	14:35:00	1.052947	4.0644	7.5644	0.099	18
20-Jan-91	16:05:00	2.151508	171.5544	175.0544	0.2975	18
20-Jan-91	17:35:00	-0.10678	135.8496	139.3496	1.091	18
20-Jan-91	19:05:00	-0.92376	49.824	53.324	0.381	18
20-Jan-91	20:35:00	-1.33656	3.4596	6.9596	0.2135	18
20-Jan-91	22:05:00	-0.64926	41.1444	44.6444	0.885	18
20-Jan-91	23:35:00	0.014547	150.8436	154.3436	1.312	18
21-Jan-91	01:05:00	-0.41083	117.2268	120.7268	1.976	18
21-Jan-91	02:35:00	-5.23735	188.64	192.14	1.8155	18
21-Jan-91	04:05:00	-5.09913	242.4744	245.9744	0.5415	18
21-Jan-91	05:35:00	-4.4751	240.0552	243.5552	2.304	18
21-Jan-91	07:05:00	-4.50686	197.9244	201.4244	0.5795	18
21-Jan-91	08:35:00	-4.52275	28.782	32.282	0.114	18
21-Jan-91	10:05:00	-4.81302	27.7956	31.2956	0.6255	18
21-Jan-91	11:35:00	-5.10957	186.3864	189.8864	0.6025	18
21-Jan-91	13:05:00	-4.73888	23.454	26.954	0.2135	18
21-Jan-91	14:35:00	-5.16281	23.454	26.954	0.0005	18
21-Jan-91	16:05:00	-4.93997	4.5036	8.0036	0.0225	18
21-Jan-91	17:35:00	-6.1684	218.9628	222.4628	0.938	18
21-Jan-91	19:05:00	-6.95935	267.5232	271.0232	0.839	18
21-Jan-91	20:35:00	-7.48433	0.8208	4.3208	0.6405	18
21-Jan-91	22:05:00	-7.83713	9.9972	13.4972	0.16	18
21-Jan-91	23:35:00	-8.13084	9.1188	12.6188	0.053	18
22-Jan-91	01:05:00	-8.30871	33.1236	36.6236	0.099	18
22-Jan-91	02:35:00	-8.44247	62.8956	66.3956	0.0225	18
22-Jan-91	04:05:00	-9.16161	2.5812	6.0812	0.198	18
22-Jan-91	05:35:00	-7.70473	52.2936	55.7936	0.099	18
22-Jan-91	07:05:00	-9.54767	43.6716	47.1716	0.0005	18
22-Jan-91	08:35:00	-9.38852	67.842	71.342	0.0005	18
22-Jan-91	10:05:00	-9.53648	54.6552	58.1552	0.053	18
22-Jan-91	11:35:00	-9.04314	7.578	11.078	0.099	18
22-Jan-91	13:05:00	-4.46475	4.9428	8.4428	0.038	18
22-Jan-91	14:35:00	-3.93973	25.2108	28.7108	0.1445	18
22-Jan-91	16:05:00	-3.81428	5.9292	9.4292	0.0005	18
22-Jan-91	17:35:00	-4.06536	27.7956	31.2956	0.0005	18
22-Jan-91	19:05:00	-7.00294	15.93	19.43	0.0005	18
22-Jan-91	20:35:00	-5.93724	1.5372	5.0372	0.0005	18
22-Jan-91	22:05:00	-6.86122	0.6012	4.1012	0.0225	18
22-Jan-91	23:35:00	-8.56555	38.8908	42.3908	0.0005	18
23-Jan-91	01:05:00	-8.6382	10.1592	13.6592	0.175	18
23-Jan-91	02:35:00	-11.5162	47.3508	50.8508	0.0005	18
23-Jan-91	04:05:00	-11.2328	27.0792	30.5792	0.0005	18
23-Jan-91	05:35:00	-12.221	9.0072	12.5072	0.0225	18
23-Jan-91	07:05:00	-11.3271	0.8208	4.3208	0.0225	18
23-Jan-91	08:35:00	-9.73015	4.0644	7.5644	0.198	18
23-Jan-91	10:05:00	-8.84601	77.454	80.954	0.0005	18

23-Jan-91	11:35:00	-8.68888	182.4876	185.9876	0.4425	18
23-Jan-91	13:05:00	-7.15034	172.872	176.372	0.16	18
23-Jan-91	14:35:00	-5.99601	29.2212	32.7212	0.4425	18
23-Jan-91	16:05:00	-6.52474	24.7176	28.2176	0.099	18
23-Jan-91	17:35:00	-7.27044	11.754	15.254	0.038	18
23-Jan-91	19:05:00	-7.7322	79.7076	83.2076	0.038	18
23-Jan-91	20:35:00	-8.67198	11.9196	15.4196	0.0005	18
23-Jan-91	22:05:00	-10.4673	0.7128	4.2128	0.2365	18
23-Jan-91	23:35:00	-10.2413	12.4128	15.9128	0.526	18
24-Jan-91	01:05:00	-10.3049	0.7128	4.2128	0.175	18
24-Jan-91	02:35:00	-11.0267	30.4308	33.9308	0.0005	18
24-Jan-91	04:05:00	-10.4555	27.7956	31.2956	0.175	18
24-Jan-91	05:35:00	-9.8907	5.382	8.882	0.2365	18
24-Jan-91	07:05:00	-9.91363	37.4076	40.9076	0.16	18
24-Jan-91	08:35:00	-9.753	2.4156	5.9156	0.2975	18
24-Jan-91	10:05:00	-8.71682	15.4908	18.9908	1.0525	18
24-Jan-91	11:35:00	-8.95298	4.1724	7.6724	0.526	18
24-Jan-91	13:05:00	-7.29808	1.26	4.76	0.16	18
24-Jan-91	14:35:00	-6.17899	5.49	8.99	4.501	18
24-Jan-91	16:05:00	-6.70913	16.8084	20.3084	4.669	18
24-Jan-91	17:35:00	-7.82627	14.886	18.386	5.9355	18
24-Jan-91	19:05:00	-8.4648	37.134	40.634	6.5535	18
24-Jan-91	20:35:00	-8.58242	20.268	23.768	5.6	18
24-Jan-91	22:05:00	-8.58242	21.312	24.812	4.4705	18
24-Jan-91	23:35:00	-8.6103	49.1076	52.6076	7.927	18
25-Jan-91	01:05:00	-8.68888	33.5088	37.0088	6.691	18
25-Jan-91	02:35:00	-9.07717	36.2556	39.7556	7.6675	18
25-Jan-91	04:05:00	-9.18459	25.542	29.042	4.9895	18
25-Jan-91	05:35:00	-7.82627	12.5244	16.0244	4.4095	18
25-Jan-91	07:05:00	-7.44617	4.0644	7.5644	1.4265	18
25-Jan-91	08:35:00	-7.36381	5.49	8.99	1.373	18
25-Jan-91	10:05:00	-9.69046	1.26	4.76	0.2365	18
25-Jan-91	11:35:00	-10.2413	36.5292	40.0292	0.2135	18
25-Jan-91	13:05:00	-8.64958	46.0332	49.5332	0.0005	18
25-Jan-91	14:35:00	-6.17899	35.9244	39.4244	0.0005	18
25-Jan-91	16:05:00	-6.40032	0.8208	4.3208	0.114	18
25-Jan-91	17:35:00	-7.67149	15.1596	18.6596	0.053	18
25-Jan-91	19:05:00	-8.06973	26.64	30.14	0.038	18
25-Jan-91	20:35:00	-8.08646	43.8336	47.3336	0.0225	18
25-Jan-91	22:05:00	-8.02539	11.754	15.254	0.0835	18
25-Jan-91	23:35:00	-7.0301	7.8552	11.3552	0.0835	18
26-Jan-91	01:05:00	-5.98017	1.5372	5.0372	0.175	18
26-Jan-91	02:35:00	-6.27613	46.638	50.138	0.053	18
26-Jan-91	04:05:00	-4.42265	15.2712	18.7712	0.8695	18
26-Jan-91	05:35:00	-3.88727	0.2736	3.7736	0.2365	18
26-Jan-91	07:05:00	-1.98153	15.1596	18.6596	0.5645	18
26-Jan-91	08:35:00	0.166239	15.7644	19.2644	0.6865	18
26-Jan-91	10:05:00	1.70077	1.9224	5.4224	0.839	18
26-Jan-91	11:35:00	2.616632	3.186	6.686	0.099	18
26-Jan-91	13:05:00	3.330737	0.6012	4.1012	0.2975	18

26-Jan-91	14:35:00	2.111483	0.7128	4.2128	0.038	18
26-Jan-91	16:05:00	2.241699	3.4596	6.9596	0.053	18
26-Jan-91	17:35:00	-0.15752	30.1032	33.6032	0.5415	18
26-Jan-91	19:05:00	-1.09694	2.8548	6.3548	0.5795	18
26-Jan-91	20:35:00	-0.51719	0.7128	4.2128	0.8235	18
26-Jan-91	22:05:00	-1.6229	19.224	22.724	0.8085	18
26-Jan-91	23:35:00	-2.42365	16.9164	20.4164	0.5795	18
27-Jan-91	01:05:00	-4.05506	4.7232	8.2232	0.053	18
27-Jan-91	02:35:00	-5.65845	21.0384	24.5384	0.2365	18
27-Jan-91	04:05:00	-8.81801	42.516	46.016	0.198	18
27-Jan-91	05:35:00	-7.70473	37.6812	41.1812	0.0225	18
27-Jan-91	07:05:00	-7.28157	12.798	16.298	0.885	18
27-Jan-91	08:35:00	-5.53554	1.5372	5.0372	0.3585	18
27-Jan-91	10:05:00	-6.15216	0.3816	3.8816	0.511	18
27-Jan-91	11:35:00	-4.93997	1.152	4.652	0.4425	18
27-Jan-91	13:05:00	-5.41808	2.304	5.804	0.038	18
27-Jan-91	14:35:00	-4.06536	1.152	4.652	1.7925	18
27-Jan-91	16:05:00	-4.81302	5.2164	8.7164	1.8535	18
27-Jan-91	17:35:00	-6.6981	0.3816	3.8816	2.8455	18
27-Jan-91	19:05:00	-8.01413	0.8208	4.3208	1.068	18
27-Jan-91	20:35:00	-9.37141	15.7644	19.2644	0.175	18
27-Jan-91	22:05:00	-9.9595	16.038	19.538	2.1895	18
27-Jan-91	23:35:00	-11.1561	10.2708	13.7708	1.9455	18
28-Jan-91	01:05:00	-11.6886	14.0076	17.5076	1.3275	18
28-Jan-91	02:35:00	-11.8135	7.4124	10.9124	0.3585	18
28-Jan-91	04:05:00	-11.867	24.8292	28.3292	0.7245	18
28-Jan-91	05:35:00	-13.6646	14.0076	17.5076	0.114	18
28-Jan-91	07:05:00	-13.2988	19.9404	23.4404	0.6255	18
28-Jan-91	08:35:00	-13.2867	39.7152	43.2152	0.3965	18
28-Jan-91	10:05:00	-12.4198	20.4876	23.9876	0.6025	18
28-Jan-91	11:35:00	-10.2587	51.1416	54.6416	0.5795	18
28-Jan-91	13:05:00	-10.4441	52.8984	56.3984	0.6865	18
28-Jan-91	14:35:00	-8.72822	15.93	19.43	0.0005	18
28-Jan-91	16:05:00	-7.36381	15.7644	19.2644	0.053	18
28-Jan-91	17:35:00	-9.32604	0.162	3.662	0.198	18
28-Jan-91	19:05:00	-10.0111	3.6792	7.1792	0.0835	18
28-Jan-91	20:35:00	-10.1721	3.4596	6.9596	0.16	18
28-Jan-91	22:05:00	-11.3979	33.7284	37.2284	0.16	18
28-Jan-91	23:35:00	-12.5165	26.4204	29.9204	0.0005	18
29-Jan-91	01:05:00	-13.0284	7.4124	10.9124	0.526	18
29-Jan-91	02:35:00	-13.01	21.204	24.704	1.068	18
29-Jan-91	04:05:00	-9.82199	240.9372	244.4372	3.9595	18
29-Jan-91	05:35:00	-8.90796	233.244	236.744	3.7915	18
29-Jan-91	07:05:00	-8.62718	208.854	212.354	2.548	18
29-Jan-91	08:35:00	-8.20295	210.4488	213.9488	3.4635	18
29-Jan-91	10:05:00	-8.09737	223.74	227.24	2.594	18
29-Jan-91	11:35:00	-7.51746	223.0272	226.5272	3.021	18
29-Jan-91	13:05:00	-6.31927	241.8696	245.3696	2.1895	18
29-Jan-91	14:35:00	-5.71735	221.7096	225.2096	1.976	18
29-Jan-91	16:05:00	-5.62656	232.2576	235.7576	1.495	18

29-Jan-91	17:35:00	-6.65472	209.4048	212.9048	3.067	18
29-Jan-91	19:05:00	-7.13924	229.2912	232.7912	2.609	18
29-Jan-91	20:35:00	-7.18294	213.8004	217.3004	3.761	18
29-Jan-91	22:05:00	-7.27044	216.6552	220.1552	2.8305	18
29-Jan-91	23:35:00	-7.68811	218.412	221.912	1.8995	18
30-Jan-91	01:05:00	-6.79599	230.6088	234.1088	4.585	18
30-Jan-91	02:35:00	-6.44354	235.4436	238.9436	3.7305	18
30-Jan-91	04:05:00	-6.2977	230.4972	233.9972	3.9445	18
30-Jan-91	05:35:00	-6.18993	205.3404	208.8404	3.4485	18
30-Jan-91	07:05:00	-6.27613	248.1336	251.6336	1.915	18
30-Jan-91	08:35:00	-6.18993	249.7788	253.2788	2.4565	18
30-Jan-91	10:05:00	-6.06611	237.366	240.866	1.5715	18
30-Jan-91	11:35:00	-5.65845	240.552	244.052	1.373	18
30-Jan-91	13:05:00	-4.63334	212.5368	216.0368	1.0295	18
30-Jan-91	14:35:00	-4.30167	212.7564	216.2564	0.6865	18
30-Jan-91	16:05:00	-4.27515	82.4544	85.9544	0.0225	18
30-Jan-91	17:35:00	-4.4858	106.4052	109.9052	0.4115	18
30-Jan-91	19:05:00	-4.67035	15.7644	19.2644	0.0835	18
30-Jan-91	20:35:00	-4.55936	49.5468	53.0468	1.144	18
30-Jan-91	22:05:00	-4.71776	95.418	98.918	2.365	18
30-Jan-91	23:35:00	-4.82342	34.002	37.502	1.411	18
31-Jan-91	01:05:00	-5.47679	37.134	40.634	2.487	18
31-Jan-91	02:35:00	-4.06536	32.7384	36.2384	3.1205	18
31-Jan-91	04:05:00	-3.40214	23.454	26.954	2.4715	18
31-Jan-91	05:35:00	-3.45944	13.3452	16.8452	1.915	18
31-Jan-91	07:05:00	-3.48026	58.7772	62.2772	2.3345	18
31-Jan-91	08:35:00	-3.71501	10.4904	13.9904	1.5105	18
31-Jan-91	10:05:00	-3.06992	31.5864	35.0864	0.4805	18
31-Jan-91	11:35:00	-2.62983	199.9548	203.4548	2.0065	18
31-Jan-91	13:05:00	-0.83209	184.2984	187.7984	0.999	18
31-Jan-91	14:35:00	-0.57306	33.5088	37.0088	0.3355	18
31-Jan-91	16:05:00	-0.49192	173.754	177.254	0.7245	18
31-Jan-91	17:35:00	-1.70474	34.1676	37.6676	0.4425	18
31-Jan-91	19:05:00	-2.43919	18.126	21.626	0.0835	18
31-Jan-91	20:35:00	-2.40812	187.9236	191.4236	0.3965	18
31-Jan-91	22:05:00	-2.40812	2.0304	5.5304	0.053	18
31-Jan-91	23:35:00	-1.46441	6.372	9.872	1.2665	18
01-Feb-91	01:05:00	-1.16841	14.2272	17.7272	1.144	18
01-Feb-91	02:35:00	-0.35502	15.4908	18.9908	1.6555	18
01-Feb-91	04:05:00	0.327719	73.4436	76.9436	2.5175	18
01-Feb-91	05:35:00	0.52936	37.9584	41.4584	5.745	18
01-Feb-91	07:05:00	0.30258	74.322	77.822	3.4485	18
01-Feb-91	08:35:00	0.292326	62.4564	65.9564	2.3345	18
01-Feb-91	10:05:00	-0.13231	6.0408	9.5408	1.48	18
01-Feb-91	11:35:00	-0.25375	118.818	122.318	0.938	18
01-Feb-91	13:05:00	0.710977	49.824	53.324	1.602	18
01-Feb-91	14:35:00	0.72583	3.4596	6.9596	0.3355	18
01-Feb-91	16:05:00	-0.0766	159.6348	163.1348	1.213	18
01-Feb-91	17:35:00	-0.64926	227.3112	230.8112	2.4335	18
01-Feb-91	19:05:00	-1.08659	11.754	15.254	1.373	18

01-Feb-91	20:35:00	-0.84242	50.1516	53.6516	2.3345	18
01-Feb-91	22:05:00	-0.35502	9.7776	13.2776	2.609	18
01-Feb-91	23:35:00	-0.13231	192.7044	196.2044	0.885	18
02-Feb-91	01:05:00	-0.79144	37.9584	41.4584	0.839	18
02-Feb-91	02:35:00	-0.79144	52.4052	55.9052	1.2665	18
02-Feb-91	04:05:00	-0.3703	64.9296	68.4296	2.2885	18
02-Feb-91	05:35:00	-0.40053	36.6372	40.1372	1.373	18
02-Feb-91	07:05:00	-0.03119	0.0036	3.5036	1.2355	18
02-Feb-91	08:35:00	-0.3703	1.26	4.76	1.0295	18
02-Feb-91	10:05:00	-0.57306	74.0484	77.5484	0.2365	18
02-Feb-91	11:35:00	-0.09683	39.0024	42.5024	2.533	18
02-Feb-91	13:05:00	-1.30077	28.782	32.282	0.381	18
02-Feb-91	14:35:00	-2.47533	140.5728	144.0728	1.602	18
02-Feb-91	16:05:00	-4.90839	226.1052	229.6052	2.945	18
02-Feb-91	17:35:00	-5.41808	167.544	171.044	1.869	18
02-Feb-91	19:05:00	-5.89398	205.2288	208.7288	0.5645	18
02-Feb-91	20:35:00	-7.10665	192.0456	195.5456	0.9685	18
02-Feb-91	22:05:00	-8.50947	197.6472	201.1472	1.6935	18
02-Feb-91	23:35:00	-8.64958	253.0764	256.5764	3.334	18
03-Feb-91	01:05:00	-9.37141	247.5828	251.0828	1.091	18
03-Feb-91	02:35:00	-9.30337	211.1076	214.6076	1.0295	18
03-Feb-91	04:05:00	-9.79911	65.6424	69.1424	0.511	18
03-Feb-91	05:35:00	-9.77024	61.7436	65.2436	0.114	18
03-Feb-91	07:05:00	-8.58242	12.5244	16.0244	0.16	18
03-Feb-91	08:35:00	-8.40919	51.2496	54.7496	1.0145	18
03-Feb-91	10:05:00	-7.58343	19.0584	22.5584	0.923	18
03-Feb-91	11:35:00	-7.21018	79.8156	83.3156	2.731	18
03-Feb-91	13:05:00	-5.48763	53.01	56.51	2.0905	18
03-Feb-91	14:35:00	-4.97713	32.1876	35.6876	0.3965	18
03-Feb-91	16:05:00	-5.09913	11.6424	15.1424	2.632	18
03-Feb-91	17:35:00	-5.71735	13.2372	16.7372	3.807	18
03-Feb-91	19:05:00	-5.71735	36.6372	40.1372	5.6535	18
03-Feb-91	20:35:00	-5.10957	17.028	20.528	4.913	18
03-Feb-91	22:05:00	-5.39678	7.578	11.078	1.0295	18
03-Feb-91	23:35:00	-5.92633	11.6424	15.1424	0.5645	18
04-Feb-91	01:05:00	-5.30638	43.3944	46.8944	1.373	18
04-Feb-91	02:35:00	-6.14123	31.968	35.468	1.2665	18
04-Feb-91	04:05:00	-4.70184	39.7152	43.2152	1.411	18
04-Feb-91	05:35:00	-5.29034	34.1676	37.6676	2.403	18
04-Feb-91	07:05:00	-2.69718	31.5864	35.0864	2.8915	18
04-Feb-91	08:35:00	-4.26482	31.7484	35.2484	3.3645	18
04-Feb-91	10:05:00	-4.16503	30.1032	33.6032	1.9455	18
04-Feb-91	11:35:00	-3.03357	31.3668	34.8668	5.455	18
04-Feb-91	13:05:00	-2.54731	49.4388	52.9388	7.95	18
04-Feb-91	14:35:00	-1.60245	46.1988	49.6988	10.994	18
04-Feb-91	16:05:00	-1.61251	33.7284	37.2284	9.0485	18
04-Feb-91	17:35:00	-1.45403	24.2244	27.7244	7.6065	18
04-Feb-91	19:05:00	-2.62983	41.8572	45.3572	1.312	18
04-Feb-91	20:35:00	-3.56357	160.6788	164.1788	3.4485	18
04-Feb-91	22:05:00	-4.01831	208.1412	211.6412	1.358	18

04-Feb-91	23:35:00	-5.51945	202.8672	206.3672	3.3645	18
05-Feb-91	01:05:00	-9.32604	208.1412	211.6412	5.9355	18
05-Feb-91	02:35:00	-9.36025	225.828	229.328	3.6465	18
05-Feb-91	04:05:00	-9.16161	204.8436	208.3436	0.7015	18
05-Feb-91	05:35:00	-9.02613	8.4564	11.9564	0.2135	18
05-Feb-91	07:05:00	-8.45382	4.0644	7.5644	0.6255	18
05-Feb-91	08:35:00	-7.80962	182.376	185.876	1.6705	18
05-Feb-91	10:05:00	-7.98108	136.782	140.282	1.358	18
05-Feb-91	11:35:00	-7.15034	186.2208	189.7208	1.7775	18
05-Feb-91	13:05:00	-5.93724	2.4156	5.9156	0.6405	18
05-Feb-91	14:35:00	-5.46071	0.8208	4.3208	0.8085	18
05-Feb-91	16:05:00	-5.14158	14.4468	17.9468	3.082	18
05-Feb-91	17:35:00	-4.71776	10.2708	13.7708	0.8085	18
05-Feb-91	19:05:00	-3.93973	12.6324	16.1324	0.885	18
05-Feb-91	20:35:00	-3.36055	0.0036	3.5036	1.6325	18
05-Feb-91	22:05:00	-3.29309	39.0024	42.5024	3.5245	18
05-Feb-91	23:35:00	-3.64695	8.895599	12.3956	1.2355	18
06-Feb-91	01:05:00	-3.83518	136.0692	139.5692	0.9	18
06-Feb-91	02:35:00	-4.08632	187.7616	191.2616	1.2355	18
06-Feb-91	04:05:00	-4.05506	65.5344	69.0344	0.7245	18
06-Feb-91	05:35:00	-4.40679	15.2712	18.7712	0.6405	18
06-Feb-91	07:05:00	-4.30167	24.3324	27.8324	1.5105	18
06-Feb-91	08:35:00	-3.88727	50.868	54.368	2.5175	18
06-Feb-91	10:05:00	-3.75128	74.9808	78.4808	3.4485	18
06-Feb-91	11:35:00	-3.15287	80.1468	83.6468	3.2575	18
06-Feb-91	13:05:00	-2.83167	1.4256	4.9256	0.4575	18
06-Feb-91	14:35:00	-2.13567	44.9892	48.4892	1.991	18
06-Feb-91	16:05:00	-1.95598	225.9936	229.4936	2.2275	18
06-Feb-91	17:35:00	-2.47533	207.9756	211.4756	3.021	18
06-Feb-91	19:05:00	-2.8883	12.798	16.298	1.2355	18
06-Feb-91	20:35:00	-3.66268	166.6656	170.1656	0.9	18
06-Feb-91	22:05:00	-4.36472	16.5888	20.0888	0.0835	18
06-Feb-91	23:35:00	-6.22772	207.0972	210.5972	0.7015	18
07-Feb-91	01:05:00	-8.94154	229.7304	233.2304	2.945	18
07-Feb-91	02:35:00	-11.1445	180.8928	184.3928	3.6465	18
07-Feb-91	04:05:00	-11.3743	215.4456	218.9456	2.388	18
07-Feb-91	05:35:00	-11.8792	238.3524	241.8524	1.411	18
07-Feb-91	07:05:00	-11.4568	212.7564	216.2564	1.1135	18
07-Feb-91	08:35:00	-10.9097	230.8824	234.3824	2.1895	18
07-Feb-91	10:05:00	-10.5076	245.6604	249.1604	3.807	18
07-Feb-91	11:35:00	-9.86779	226.9836	230.4836	4.242	18
07-Feb-91	13:05:00	-8.7731	212.5368	216.0368	2.815	18
07-Feb-91	14:35:00	-9.13345	183.1464	186.6464	2.304	18
07-Feb-91	16:05:00	-9.13345	0.8208	4.3208	1.251	18
07-Feb-91	17:35:00	-10.4149	190.0116	193.5116	0.885	18
07-Feb-91	19:05:00	-12.5165	85.4748	88.9748	0.0225	18
07-Feb-91	20:35:00	-13.1882	35.7048	39.2048	1.617	18
07-Feb-91	22:05:00	-13.5157	40.32	43.82	0.511	18
07-Feb-91	23:35:00	-13.5653	28.9476	32.4476	0.839	18
08-Feb-91	01:05:00	-11.7838	38.286	41.786	1.495	18

08-Feb-91	02:35:00	-11.8494	18.126	21.626	0.511	18
08-Feb-91	04:05:00	-10.4555	18.9504	22.4504	0.0005	18
08-Feb-91	05:35:00	-7.91469	38.0664	41.5664	0.0225	18
08-Feb-91	07:05:00	-6.94828	53.8884	57.3884	0.4425	18
08-Feb-91	08:35:00	-6.82842	49.4388	52.9388	0.0225	18
08-Feb-91	10:05:00	-6.60035	10.2708	13.7708	0.0835	18
08-Feb-91	11:35:00	-5.56214	33.5088	37.0088	0.1445	18
08-Feb-91	13:05:00	-4.86572	1.152	4.652	0.5645	18
08-Feb-91	14:35:00	-4.59116	83.4984	86.9984	1.2665	18
08-Feb-91	16:05:00	-3.26687	15.0516	18.5516	0.099	18
08-Feb-91	17:35:00	-1.49991	0.7128	4.2128	0.2975	18
08-Feb-91	19:05:00	-4.96636	8.0172	11.5172	0.038	18
08-Feb-91	20:35:00	-5.80824	4.7232	8.2232	0.114	18
08-Feb-91	22:05:00	-5.32766	12.798	16.298	0.4115	18
08-Feb-91	23:35:00	-3.71501	26.64	30.14	1.0295	18
09-Feb-91	01:05:00	-5.74401	0.2736	3.7736	0.6255	18
09-Feb-91	02:35:00	-7.7322	60.534	64.034	0.4115	18
09-Feb-91	04:05:00	-7.67149	34.7724	38.2724	0.32	18
09-Feb-91	05:35:00	-6.00693	30.4308	33.9308	2.731	18
09-Feb-91	07:05:00	-5.88343	59.8752	63.3752	3.5245	18
09-Feb-91	08:35:00	-4.88688	61.1388	64.6388	3.845	18
09-Feb-91	10:05:00	-4.63334	56.5236	60.0236	4.2875	18
09-Feb-91	11:35:00	-3.39191	44.55	48.05	2.2125	18
09-Feb-91	13:05:00	-2.56793	51.1416	54.6416	2.922	18
09-Feb-91	14:35:00	-2.58856	5.2164	8.7164	1.602	18
09-Feb-91	16:05:00	2.021253	10.1592	13.6592	0.923	18
09-Feb-91	17:35:00	0.609954	34.3332	37.8332	1.7775	18
09-Feb-91	19:05:00	-0.4311	35.9244	39.4244	1.7925	18
09-Feb-91	20:35:00	-0.64926	92.7792	96.2792	2.1665	18
09-Feb-91	22:05:00	-1.61251	61.4124	64.9124	2.2275	18
09-Feb-91	23:35:00	-2.259	41.8572	45.3572	2.4335	18
10-Feb-91	01:05:00	-1.98153	23.8932	27.3932	0.6255	18
10-Feb-91	02:35:00	-1.86354	58.338	61.838	1.7925	18
10-Feb-91	04:05:00	-1.66381	35.7048	39.2048	2.3345	18
10-Feb-91	05:35:00	-0.3703	30.5424	34.0424	0.839	18
10-Feb-91	07:05:00	0.609954	35.9244	39.4244	3.204	18
10-Feb-91	08:35:00	0.997585	48.6144	52.1144	0.5795	18
10-Feb-91	10:05:00	1.02296	52.02	55.52	2.4335	18
10-Feb-91	11:35:00	2.316785	24.7176	28.2176	2.8305	18
10-Feb-91	13:05:00	2.636612	12.6324	16.1324	1.8995	18
10-Feb-91	14:35:00	2.896592	0.3816	3.8816	1.312	18
10-Feb-91	16:05:00	3.111261	0.6012	4.1012	1.1135	18
10-Feb-91	17:35:00	1.745777	52.02	55.52	0.8085	18
10-Feb-91	19:05:00	0.549511	28.5084	32.0084	0.923	18
10-Feb-91	20:35:00	0.846911	13.3452	16.8452	0.6405	18
10-Feb-91	22:05:00	0.166239	24.9372	28.4372	1.3275	18
10-Feb-91	23:35:00	0.458977	69.4872	72.9872	1.6705	18
11-Feb-91	01:05:00	0.146043	28.9476	32.4476	1.8535	18
11-Feb-91	02:35:00	-0.0766	41.472	44.972	0.038	18
11-Feb-91	04:05:00	-0.10678	42.1308	45.6308	0.0225	18

11-Feb-91	05:35:00	-0.22852	30.87	34.37	0.0005	18
11-Feb-91	07:05:00	-1.07657	1.152	4.652	0.0005	18
11-Feb-91	08:35:00	-0.92376	8.568	12.068	0.0005	18
11-Feb-91	10:05:00	-1.1938	22.0824	25.5824	0.0005	18
11-Feb-91	11:35:00	-0.60866	23.1804	26.6804	0.0005	18
11-Feb-91	13:05:00	0.226813	25.2108	28.7108	0.0225	18
11-Feb-91	14:35:00	1.735595	38.8908	42.3908	0.053	18
11-Feb-91	16:05:00	1.183713	29.9916	33.4916	0.053	18
11-Feb-91	17:35:00	-0.14724	5.9292	9.4292	0.3355	18
11-Feb-91	19:05:00	-1.582	16.9164	20.4164	0.7475	18
11-Feb-91	20:35:00	-1.79167	19.0584	22.5584	0.16	18
11-Feb-91	22:05:00	-2.05857	12.798	16.298	0.0005	18
11-Feb-91	23:35:00	-1.20917	100.4724	103.9724	0.32	18
12-Feb-91	01:05:00	-0.72549	16.5888	20.0888	0.0005	18
12-Feb-91	02:35:00	-1.42356	17.1936	20.6936	0.0835	18
12-Feb-91	04:05:00	-0.62896	81.3528	84.8528	0.778	18
12-Feb-91	05:35:00	-0.60866	63.3924	66.8924	0.16	18
12-Feb-91	07:05:00	-0.85275	124.4232	127.9232	2.0445	18
12-Feb-91	08:35:00	-0.91375	118.9296	122.4296	1.976	18
12-Feb-91	10:05:00	-0.97479	119.2572	122.7572	1.6555	18
12-Feb-91	11:35:00	-0.40053	105.6348	109.1348	1.411	18
12-Feb-91	13:05:00	0.650238	123.5448	127.0448	1.495	18
12-Feb-91	14:35:00	1.334477	104.8104	108.3104	0.038	18
12-Feb-91	16:05:00	1.052947	33.8904	37.3904	0.0225	18
12-Feb-91	17:35:00	-0.03119	52.6248	56.1248	0.0225	18
12-Feb-91	19:05:00	-1.20917	34.8804	38.3804	0.0225	18
12-Feb-91	20:35:00	-1.7148	68.4468	71.9468	0.0835	18
12-Feb-91	22:05:00	-1.60245	89.2656	92.7656	1.915	18
12-Feb-91	23:35:00	-1.1938	55.5912	59.0912	1.1745	18
13-Feb-91	01:05:00	-0.96444	40.7052	44.2052	0.4115	18
13-Feb-91	02:35:00	-1.03084	37.8468	41.3468	2.1665	18
13-Feb-91	04:05:00	-0.86775	45.8136	49.3136	1.869	18
13-Feb-91	05:35:00	-1.67924	27.4104	30.9104	5.1955	18
13-Feb-91	07:05:00	-0.89341	33.1236	36.6236	3.8985	18
13-Feb-91	08:35:00	-1.60245	31.2552	34.7552	4.318	18
13-Feb-91	10:05:00	-1.66381	22.0824	25.5824	3.929	18
13-Feb-91	11:35:00	-1.1938	16.9164	20.4164	5.455	18
13-Feb-91	13:05:00	-1.33656	3.4596	6.9596	4.318	18
13-Feb-91	14:35:00	-0.48195	19.6632	23.1632	3.6695	18
13-Feb-91	16:05:00	-0.46666	48.0636	51.5636	3.822	18
13-Feb-91	17:35:00	-0.49192	25.9812	29.4812	2.792	18
13-Feb-91	19:05:00	-0.96444	28.0692	31.5692	0.8085	18
13-Feb-91	20:35:00	-1.08659	28.5084	32.0084	0.938	18
13-Feb-91	22:05:00	-0.63927	76.7412	80.2412	1.6935	18
13-Feb-91	23:35:00	0.166239	25.9812	29.4812	1.373	18
14-Feb-91	01:05:00	0.064905	7.6896	11.1896	1.068	18
14-Feb-91	02:35:00	0.110613	1.26	4.76	0.4115	18
14-Feb-91	04:05:00	0.33764	2.304	5.804	0.2365	18
14-Feb-91	05:35:00	0.095378	2.304	5.804	0.1445	18
14-Feb-91	07:05:00	0.095378	89.3736	92.8736	0.839	18

14-Feb-91	08:35:00	-0.15752	97.3944	100.8944	1.8535	18
14-Feb-91	10:05:00	-0.02091	45.594	49.094	2.2275	18
14-Feb-91	11:35:00	1.153417	39.7152	43.2152	1.411	18
14-Feb-91	13:05:00	2.626784	31.3668	34.8668	0.9	18
14-Feb-91	14:35:00	2.416762	27.4104	30.9104	2.243	18
14-Feb-91	16:05:00	2.536699	18.7848	22.2848	1.2665	18
14-Feb-91	17:35:00	1.173505	39.0024	42.5024	5.89	18
14-Feb-91	19:05:00	0.146043	42.9552	46.4552	4.1655	18
14-Feb-91	20:35:00	0.17617	35.4852	38.9852	3.334	18
14-Feb-91	22:05:00	0.887146	22.7412	26.2412	2.3495	18
14-Feb-91	23:35:00	0.054967	46.4724	49.9724	2.0905	18
15-Feb-91	01:05:00	0.095378	15.5988	19.0988	0.511	18
15-Feb-91	02:35:00	-0.46666	0.162	3.662	0.0225	18
15-Feb-91	04:05:00	-0.79144	28.9476	32.4476	0.0005	18
15-Feb-91	05:35:00	-1.0512	65.6424	69.1424	0.9	18
15-Feb-91	07:05:00	-1.61251	41.1444	44.6444	0.198	18
15-Feb-91	08:35:00	-3.11139	152.3268	155.8268	0.114	18
15-Feb-91	10:05:00	-3.23589	25.1028	28.6028	0.5795	18
15-Feb-91	11:35:00	-2.59905	121.0176	124.5176	0.282	18
15-Feb-91	13:05:00	-1.6229	154.2492	157.7492	0.5795	18
15-Feb-91	14:35:00	-0.46666	1.0404	4.5404	0.053	18
15-Feb-91	16:05:00	-1.91462	168.3684	171.8684	0.114	18
15-Feb-91	17:35:00	-4.10728	71.6868	75.1868	0.6025	18
15-Feb-91	19:05:00	-4.93997	31.968	35.468	0.198	18
15-Feb-91	20:35:00	-4.93997	0.2736	3.7736	0.053	18
15-Feb-91	22:05:00	-5.84056	60.7536	64.2536	0.053	18
15-Feb-91	23:35:00	-6.17899	16.038	19.538	0.0005	18
16-Feb-91	01:05:00	-6.1684	77.0148	80.5148	0.5795	18
16-Feb-91	02:35:00	-5.71735	84.0456	87.5456	0.8695	18
16-Feb-91	04:05:00	-5.68509	106.8984	110.3984	2.4335	18
16-Feb-91	05:35:00	-5.64793	52.02	55.52	1.358	18
16-Feb-91	07:05:00	-5.66931	108.108	111.608	1.724	18
16-Feb-91	08:35:00	-5.68509	25.2108	28.7108	0.198	18
16-Feb-91	10:05:00	-5.75489	125.5212	129.0212	0.0225	18
16-Feb-91	11:35:00	-5.43415	8.7336	12.2336	0.0005	18
16-Feb-91	13:05:00	-5.02994	180.7272	184.2272	0.6865	18
16-Feb-91	14:35:00	-4.3961	217.8072	221.3072	0.923	18
16-Feb-91	16:05:00	-5.34895	187.4844	190.9844	1.4265	18
16-Feb-91	17:35:00	-5.57299	168.8616	172.3616	0.267	18
16-Feb-91	19:05:00	-6.9865	209.0196	212.5196	0.9685	18
16-Feb-91	20:35:00	-8.68888	84.3192	87.8192	0.0005	18
16-Feb-91	22:05:00	-8.62718	11.3148	14.8148	0.0005	18
16-Feb-91	23:35:00	-9.11641	1.9224	5.4224	0.0005	18
17-Feb-91	01:05:00	-8.18072	209.1852	212.6852	0.038	18
17-Feb-91	02:35:00	-7.7984	208.3068	211.8068	0.282	18
17-Feb-91	04:05:00	-7.2543	175.6764	179.1764	0.6255	18
17-Feb-91	05:35:00	-7.28157	100.2528	103.7528	0.099	18
17-Feb-91	07:05:00	-7.09556	158.3712	161.8712	0.0005	18
17-Feb-91	08:35:00	-7.23242	168.3684	171.8684	0.0835	18
17-Feb-91	10:05:00	-6.64406	212.3712	215.8712	2.0675	18

17-Feb-91	11:35:00	-6.17899	236.4876	239.9876	0.8085	18
17-Feb-91	13:05:00	-5.26384	219.8412	223.3412	1.1135	18
17-Feb-91	14:35:00	-5.04071	225.9936	229.4936	1.541	18
17-Feb-91	16:05:00	-5.96926	218.412	221.912	1.6325	18
17-Feb-91	17:35:00	-6.9865	201.7116	205.2116	1.1745	18
17-Feb-91	19:05:00	-7.87046	206.2188	209.7188	0.0005	18
17-Feb-91	20:35:00	-8.06973	219.5676	223.0676	0.4805	18
17-Feb-91	22:05:00	-8.00323	218.6892	222.1892	0.778	18
17-Feb-91	23:35:00	-8.18072	213.2496	216.7496	0.099	18
18-Feb-91	01:05:00	-7.92557	69.984	73.484	0.0225	18
18-Feb-91	02:35:00	-7.60002	217.0944	220.5944	0.16	18
18-Feb-91	04:05:00	-7.2213	199.9548	203.4548	0.3355	18
18-Feb-91	05:35:00	-7.28157	92.34	95.84	0.0005	18
18-Feb-91	07:05:00	-6.9865	57.7872	61.2872	0.0005	18
18-Feb-91	08:35:00	-6.18993	4.7232	8.2232	1.976	18
18-Feb-91	10:05:00	-6.36244	0.3816	3.8816	1.411	18
18-Feb-91	11:35:00	-3.55332	27.2988	30.7988	1.915	18
18-Feb-91	13:05:00	-4.70184	37.5192	41.0192	5.951	18
18-Feb-91	14:35:00	-5.10957	30.9816	34.4816	6.4315	18
18-Feb-91	16:05:00	-3.55332	23.1804	26.6804	3.4485	18
18-Feb-91	17:35:00	-2.72291	13.3452	16.8452	2.876	18
18-Feb-91	19:05:00	-4.24898	47.3508	50.8508	1.0145	18
18-Feb-91	20:35:00	-3.25155	18.5652	22.0652	0.839	18
18-Feb-91	22:05:00	-3.02304	19.9404	23.4404	0.778	18
18-Feb-91	23:35:00	-2.13567	106.074	109.574	0.282	18
19-Feb-91	01:05:00	-2.58856	8.4564	11.9564	0.038	18
19-Feb-91	02:35:00	-2.12018	112.0068	115.5068	1.2355	18
19-Feb-91	04:05:00	-2.27957	0.8208	4.3208	0.885	18
19-Feb-91	05:35:00	-1.98153	10.2708	13.7708	0.526	18
19-Feb-91	07:05:00	-2.05857	195.12	198.62	0.511	18
19-Feb-91	08:35:00	-2.20237	102.6684	106.1684	0.2975	18
19-Feb-91	10:05:00	-2.35682	212.3712	215.8712	0.9	18
19-Feb-91	11:35:00	-2.23844	216.0504	219.5504	2.1665	18
19-Feb-91	13:05:00	-2.35682	227.7504	231.2504	2.0905	18
19-Feb-91	14:35:00	-3.55332	227.3112	230.8112	3.2805	18
19-Feb-91	16:05:00	-4.70184	205.722	209.222	1.144	18
19-Feb-91	17:35:00	-7.38574	145.188	148.688	2.1515	18
19-Feb-91	19:05:00	-9.30337	200.8908	204.3908	2.632	18
19-Feb-91	20:35:00	-9.57045	10.656	14.156	0.282	18
19-Feb-91	22:05:00	-9.50775	53.3376	56.8376	0.7625	18
19-Feb-91	23:35:00	-8.89652	5.9292	9.4292	1.358	18
20-Feb-91	01:05:00	-8.7731	6.48	9.98	0.5795	18
20-Feb-91	02:35:00	-8.91902	199.5696	203.0696	2.0675	18
20-Feb-91	04:05:00	-9.25805	202.428	205.928	0.6025	18
20-Feb-91	05:35:00	-9.41682	229.7304	233.2304	0.5415	18
20-Feb-91	07:05:00	-10.3974	2.7432	6.2432	0.656	18
20-Feb-91	08:35:00	-10.6412	229.1796	232.6796	0.778	18
20-Feb-91	10:05:00	-10.7053	193.1976	196.6976	2.3495	18
20-Feb-91	11:35:00	-10.5833	238.7376	242.2376	2.96	18
20-Feb-91	13:05:00	-10.0457	222.0372	225.5372	2.1895	18

20-Feb-91	14:35:00	-8.98659	223.2468	226.7468	1.457	18
20-Feb-91	16:05:00	-9.32604	216.216	219.716	2.029	18
20-Feb-91	17:35:00	-10.1378	226.7064	230.2064	1.724	18
20-Feb-91	19:05:00	-10.5194	224.622	228.122	2.945	18
20-Feb-91	20:35:00	-10.8281	224.0712	227.5712	3.5475	18
20-Feb-91	22:05:00	-10.9684	215.172	218.672	1.991	18
20-Feb-91	23:35:00	-11.168	206.1072	209.6072	1.4265	18
21-Feb-91	01:05:00	-10.5947	240.1668	243.6668	2.029	18
21-Feb-91	02:35:00	-10.5194	232.8048	236.3048	1.915	18
21-Feb-91	04:05:00	-10.5483	2.9628	6.4628	0.0005	18
21-Feb-91	05:35:00	-10.5483	0.6012	4.1012	0.267	18
21-Feb-91	07:05:00	-10.1204	22.302	25.802	0.16	18
21-Feb-91	08:35:00	-9.14493	32.7384	36.2384	0.6025	18
21-Feb-91	10:05:00	-9.00913	88.8264	92.3264	2.0065	18
21-Feb-91	11:35:00	-8.24742	21.4236	24.9236	1.457	18
21-Feb-91	13:05:00	-6.51374	13.6764	17.1764	1.2355	18
21-Feb-91	14:35:00	-6.22772	7.578	11.078	1.976	18
21-Feb-91	16:05:00	-5.74401	44.8776	48.3776	0.7015	18
21-Feb-91	17:35:00	-6.22772	14.4468	17.9468	1.3885	18
21-Feb-91	19:05:00	-6.21147	17.3016	20.8016	1.556	18
21-Feb-91	20:35:00	-6.74685	0.7128	4.2128	0.8235	18
21-Feb-91	22:05:00	-6.08762	10.656	14.156	1.2665	18
21-Feb-91	23:35:00	-5.66931	44.0532	47.5532	1.6325	18
22-Feb-91	01:05:00	-6.15216	27.4104	30.9104	0.6405	18
22-Feb-91	02:35:00	-6.30831	23.0688	26.5688	0.511	18
22-Feb-91	04:05:00	-5.82967	14.7204	18.2204	0.198	18
22-Feb-91	05:35:00	-5.4076	14.886	18.386	0.114	18
22-Feb-91	07:05:00	-5.17883	229.0716	232.5716	0.3965	18
22-Feb-91	08:35:00	-5.57299	245.988	249.488	1.8385	18
22-Feb-91	10:05:00	-5.00874	227.7504	231.2504	3.3035	18
22-Feb-91	11:35:00	-4.60153	221.49	224.99	3.4865	18
22-Feb-91	13:05:00	-3.73588	208.1412	211.6412	2.609	18
22-Feb-91	14:35:00	-3.56357	192.3192	195.8192	2.609	18
22-Feb-91	16:05:00	-4.3961	202.5936	206.0936	1.495	18
22-Feb-91	17:35:00	-5.29034	226.5444	230.0444	1.7395	18
22-Feb-91	19:05:00	-6.00693	212.7564	216.2564	1.6325	18
22-Feb-91	20:35:00	-6.30831	227.4228	230.9228	1.373	18
22-Feb-91	22:05:00	-5.99601	216.0504	219.5504	2.0905	18
22-Feb-91	23:35:00	-5.76541	206.2188	209.7188	2.609	18
23-Feb-91	01:05:00	-5.71735	237.2004	240.7004	1.3275	18
23-Feb-91	02:35:00	-5.84056	197.6472	201.1472	0.9685	18
23-Feb-91	04:05:00	-5.68509	196.9884	200.4884	0.175	18
23-Feb-91	05:35:00	-5.43415	190.89	194.39	0.5795	18
23-Feb-91	07:05:00	-5.27988	215.0064	218.5064	0.32	18
23-Feb-91	08:35:00	-5.23735	174.0816	177.5816	0.3965	18
23-Feb-91	10:05:00	-5.17883	61.4124	64.9124	0.0005	18
23-Feb-91	11:35:00	-3.595	46.746	50.246	0.0005	18
23-Feb-91	13:05:00	-1.74064	69.1596	72.6596	0.0005	18
23-Feb-91	14:35:00	-2.21787	102.6684	106.1684	0.0005	18
23-Feb-91	16:05:00	-0.62896	37.8468	41.3468	0.038	18

23-Feb-91	17:35:00	-1.60245	6.48	9.98	0.0005	18
23-Feb-91	19:05:00	-4.44887	0.2736	3.7736	0.053	18
23-Feb-91	20:35:00	-4.55936	7.8552	11.3552	0.0005	18
23-Feb-91	22:05:00	-4.35404	45.9216	49.4216	0.0005	18
23-Feb-91	23:35:00	-4.05506	19.0584	22.5584	0.038	18
24-Feb-91	01:05:00	-3.86122	79.2684	82.7684	0.038	18
24-Feb-91	02:35:00	-3.22534	39.1644	42.6644	0.0005	18
24-Feb-91	04:05:00	-3.23589	3.6792	7.1792	0.0005	18
24-Feb-91	05:35:00	-2.48546	49.1076	52.6076	0.0225	18
24-Feb-91	07:05:00	-2.56793	55.206	58.706	0.0005	18
24-Feb-91	08:35:00	-2.17676	64.0512	67.5512	0.0005	18
24-Feb-91	10:05:00	-1.20917	3.7872	7.2872	0.0005	18
24-Feb-91	11:35:00	0.352854	37.0224	40.5224	0.0005	18
24-Feb-91	13:05:00	2.556684	62.4564	65.9564	0.0225	18
24-Feb-91	14:35:00	1.274248	44.0532	47.5532	0.4575	18
24-Feb-91	16:05:00	0.549511	6.2604	9.7604	0.099	18
24-Feb-91	17:35:00	1.796036	36.8028	40.3028	0.099	18
24-Feb-91	19:05:00	0.670707	17.6868	21.1868	0.099	18
24-Feb-91	20:35:00	-0.3145	49.3272	52.8272	0.2365	18

(h1231\WEATHER\MINMAY-A.WK3)

APPENDIX B-2

**WEATHER STATION
MAXIMUMS**

BOND GOLD CANADA INC.
 RED MOUNTAIN PROJECT
 WEATHER STATION DATA - MAXIMUMS
 October 10, 1990 to February, 24, 1991

Notes:

- Date - Date of installation.
- Time - Time data logger started in Pacific Standard Time.
- Analog 1 - Temperature is in degrees celsius.
- Analog 2 - Wind direction in degrees relative to tower installation.
- Adjusted - Wind direction has been adjusted to true degrees.
- Analog 3 - Wind speed in metres/second.
- Acc. 9 - Tipping bucket rain gauge (number of tips).

MAXIMUMS

DATE	TIME	ANALOG 1 TP6 DEG. CEL.	ANALOG 2 AZIMUTH REL. DEG.	ADJUSTED AZIMUTH TRUE DEG.	ANALOG 3 WINDSPED M/S	ACC. 9
10/10/90	19:06:22	-1.49991	288.5076	292.0076	2.96	14
10/10/90	20:36:22	-2.76423	267.6888	271.1888	2.4565	14
10/10/90	22:06:22	-2.73341	275.3784	278.8784	2.365	14
10/10/90	23:36:22	-3.02304	346.9032	350.4032	1.213	14
10/11/90	01:05:00	-3.04886	120.0816	123.5816	1.457	14
10/11/90	02:35:00	-2.87812	120.906	124.406	3.8605	14
10/11/90	04:05:00	-2.71275	119.1492	122.6492	4.4095	14
10/11/90	05:35:00	-1.60245	117.3924	120.8924	5.7145	14
10/11/90	07:05:00	-1.57161	164.7972	168.2972	6.2105	14
10/11/90	08:35:00	-1.33656	124.8624	128.3624	9.5065	14
10/11/90	10:05:00	-1.48986	127.9368	131.4368	10.9025	14
10/11/90	11:35:00	-0.9491	82.1772	85.6772	14.4275	14
10/11/90	13:05:00	-0.80176	59.9868	63.4868	16.0755	14
10/11/90	14:35:00	-1.61251	77.23441	80.73441	15.572	14
10/11/90	16:05:00	0.241703	121.0176	124.5176	11.7645	14
10/11/90	17:35:00	0.947482	354.3732	357.8732	6.3325	14
10/11/90	19:05:00	-0.79144	318.8844	322.3844	3.822	14
10/11/90	20:35:00	-1.01049	141.3972	144.8972	4.5625	14
10/11/90	22:05:00	-1.00014	328.0608	331.5608	7.042	14
10/11/90	23:35:00	-0.81176	351.9	355.4	8.98	14
10/12/90	01:05:00	-1.47948	355.2516	358.7516	4.669	14
10/12/90	02:35:00	-0.96444	350.3628	353.8628	3.6085	14
10/12/90	04:05:00	-1.1938	343.0584	346.5584	4.4705	14
10/12/90	05:35:00	-0.76112	355.1436	358.6436	3.7305	14
10/12/90	07:05:00	-0.68986	354.7584	358.2584	5.3865	14
10/12/90	08:35:00	-0.26371	354.042	357.542	6.3095	14
10/12/90	10:05:00	0.831738	337.1256	340.6256	6.996	14
10/12/90	11:35:00	0.982753	269.118	272.618	8.896	14

10/12/90	13:05:00	1.560104	279.6084	283.1084	6.416501	14
10/12/90	14:35:00	1.595279	307.6236	311.1236	4.9285	14
10/12/90	16:05:00	1.379555	309.8772	313.3772	5.684	14
10/12/90	17:35:00	0.897038	283.2336	286.7336	8.453501	14
10/12/90	19:05:00	-1.54614	295.4304	298.9304	9.856999	14
10/12/90	20:35:00	-2.59905	287.136	290.636	5.287	14
10/12/90	22:05:00	-2.966	327.51	331.01	8.247499	14
10/12/90	23:35:00	-3.52702	315.756	319.256	6.3935	14
10/13/90	01:05:00	-3.21513	288.3996	291.8996	7.6445	14
10/13/90	02:35:00	-3.88727	286.4196	289.9196	10.025	14
10/13/90	04:05:00	-4.06536	280.5984	284.0984	5.516	14
10/13/90	05:35:00	-4.23315	341.6292	345.1292	2.609	14
10/13/90	07:05:00	-4.44887	310.428	313.928	1.312	14
10/13/90	08:35:00	-4.43818	354.2616	357.7616	1.144	14
10/13/90	10:05:00	-1.32652	238.0248	241.5248	1.091	14
10/13/90	11:35:00	-1.37236	330.642	334.142	2.533	14
10/13/90	13:05:00	0.312505	276.4224	279.9224	6.294	14
10/13/90	14:35:00	1.434819	284.994	288.494	7.904	14
10/13/90	16:05:00	6.442042	296.0892	299.5892	8.8195	14
10/13/90	17:35:00	-1.79167	302.9544	306.4544	7.8505	14
10/13/90	19:05:00	-3.75128	271.7532	275.2532	5.1575	14
10/13/90	20:35:00	-4.85531	350.9136	354.4136	4.2875	14
10/13/90	22:05:00	-4.80227	353.4948	356.9948	2.365	14
10/13/90	23:35:00	-5.15202	350.9136	354.4136	3.746	14
10/14/90	01:05:00	-4.65443	345.9132	349.4132	2.7695	14
10/14/90	02:35:00	-4.97713	354.3732	357.8732	3.4865	14
10/14/90	04:05:00	-4.93997	303.9444	307.4444	3.9825	14
10/14/90	05:35:00	-5.00874	321.5232	325.0232	3.2575	14
10/14/90	07:05:00	-5.29034	336.7944	340.2944	1.1745	14
10/14/90	08:35:00	-5.30638	245.3868	248.8868	1.411	14
10/14/90	10:05:00	-3.66268	262.4148	265.9148	1.213	14
10/14/90	11:35:00	-0.34505	117.0072	120.5072	1.5105	14
10/14/90	13:05:00	2.296786	312.7896	316.2896	1.495	14
10/14/90	14:35:00	4.5724	153.2088	156.7088	2.029	14
10/14/90	16:05:00	5.643723	160.02	163.52	1.5105	14
10/14/90	17:35:00	0.377984	254.9988	258.4988	0.923	14
10/14/90	19:05:00	-3.21513	302.9544	306.4544	0.4575	14
10/14/90	20:35:00	-4.73888	103.5468	107.0468	2.304	14
10/14/90	22:05:00	-5.02994	197.3736	200.8736	2.5175	14
10/14/90	23:35:00	-5.65845	152.604	156.104	3.7	14
10/15/90	01:05:00	-5.62656	122.6628	126.1628	3.5015	14
10/15/90	02:35:00	-4.93997	227.862	231.362	3.4635	14
10/15/90	04:05:00	-4.50686	270.7632	274.2632	2.922	14
10/15/90	05:35:00	-4.42265	122.6628	126.1628	3.0365	14
10/15/90	07:05:00	-4.23315	119.754	123.254	6.378	14
10/15/90	08:35:00	-4.27515	117.0072	120.5072	2.4715	14
10/15/90	10:05:00	-3.02304	110.304	113.804	2.7695	14
10/15/90	11:35:00	-1.66381	136.782	140.282	2.792	14
10/15/90	13:05:00	-1.23959	130.1904	133.6904	3.006	14
10/15/90	14:35:00	1.078315	142.11	145.61	3.189	14
10/15/90	16:05:00	-0.56308	167.436	170.936	3.2195	14
10/15/90	17:35:00	-2.58856	174.0816	177.5816	3.433	14

10/15/90	19:05:00	-3.23589	118.3788	121.8788	4.1655	14
10/15/90	20:35:00	-3.81428	349.0992	352.5992	4.196	14
10/15/90	22:05:00	-4.92401	260.9316	264.4316	5.9965	14
10/15/90	23:35:00	-5.45023	291.474	294.974	6.134	14
10/16/90	01:05:00	-6.08762	326.3004	329.8004	4.959	14
10/16/90	02:35:00	-6.64406	323.9388	327.4388	7.179	14
10/16/90	04:05:00	-7.01366	274.8312	278.3312	6.508	14
10/16/90	05:35:00	-7.01366	299.988	303.488	6.508	14
10/16/90	07:05:00	-7.15034	298.0116	301.5116	0.923	14
10/16/90	08:35:00	-6.57336	314.9316	318.4316	1.556	14
10/16/90	10:05:00	-5.47679	351.9	355.4	2.548	14
10/16/90	11:35:00	-3.9291	314.3268	317.8268	4.074	14
10/16/90	13:05:00	0.292326	288.8928	292.3928	4.5625	14
10/16/90	14:35:00	5.459464	290.6496	294.1496	3.5245	14
10/16/90	16:05:00	5.489192	304.164	307.664	3.685	14
10/16/90	17:35:00	-1.30077	337.014	340.514	3.334	14
10/16/90	19:05:00	-4.312	338.166	341.666	0.9	14
10/16/90	20:35:00	-4.88688	213.5772	217.0772	4.303	14
10/16/90	22:05:00	-4.44887	118.3788	121.8788	3.4865	14
10/16/90	23:35:00	-4.12824	119.4768	122.9768	4.196	14
10/17/90	01:05:00	-3.73588	92.0124	95.5124	6.149	14
10/17/90	02:35:00	-4.21216	66.0816	69.5816	9.467999	14
10/17/90	04:05:00	-4.59116	60.0948	63.5948	11.3145	14
10/17/90	05:35:00	-4.65443	69.8724	73.3724	13.466	14
10/17/90	07:05:00	-4.4751	87.6168	91.1168	14.0765	14
10/17/90	08:35:00	-4.55936	80.1468	83.6468	15.8845	14
10/17/90	10:05:00	-4.27515	108.3276	111.8276	18.2115	14
10/17/90	11:35:00	-3.68354	80.7516	84.2516	18.3185	14
10/17/90	13:05:00	-3.19437	102.6684	106.1684	20.714	14
10/17/90	14:35:00	-1.70474	93.6612	97.1612	18.0515	14
10/17/90	16:05:00	-1.30077	68.4468	71.9468	15.8615	14
10/17/90	17:35:00	-3.14233	54.5472	58.0472	13.0695	14
10/17/90	19:05:00	-3.77764	57.6792	61.1792	16.594	14
10/17/90	20:35:00	-3.23589	55.9188	59.4188	16.2205	14
10/17/90	22:05:00	-2.58856	62.0172	65.5172	10.7575	14
10/17/90	23:35:00	-2.44932	55.206	58.706	9.758	14
10/18/90	01:05:00	-1.98153	68.6088	72.1088	10.414	14
10/18/90	02:35:00	-1.61251	335.2572	338.7572	8.690001	14
10/18/90	04:05:00	-3.04886	337.4532	340.9532	2.0675	14
10/18/90	05:35:00	-3.21513	299.88	303.38	1.991	14
10/18/90	07:05:00	-3.81428	267.7968	271.2968	2.632	14
10/18/90	08:35:00	-3.86122	318.7224	322.2224	7.927	14
10/18/90	10:05:00	-4.3961	295.5384	299.0384	9.872499	14
10/18/90	11:35:00	-4.14921	284.8824	288.3824	10.1165	14
10/18/90	13:05:00	-4.05506	274.1148	277.6148	11.8865	14
10/18/90	14:35:00	-2.52162	291.2004	294.7004	7.7665	14
10/18/90	16:05:00	-3.9291	343.386	346.886	3.9445	14
10/18/90	17:35:00	-4.60153	332.676	336.176	3.9825	14
10/18/90	19:05:00	-5.72787	351.9	355.4	5.623	14
10/18/90	20:35:00	-6.41095	324.4896	327.9896	3.822	14
10/18/90	22:05:00	-6.79599	352.5048	356.0048	2.7695	14
10/18/90	23:35:00	-6.66574	309.492	312.992	2.632	14

10/19/90	01:05:00	-6.6981	355.1436	358.6436	3.4025	14
10/19/90	02:35:00	-6.81773	344.43	347.93	2.4715	14
10/19/90	04:05:00	-7.2543	312.7896	316.2896	3.006	14
10/19/90	05:35:00	-6.94828	306.1404	309.6404	4.1045	14
10/19/90	07:05:00	-6.09819	353.8224	357.3224	4.3565	14
10/19/90	08:35:00	-5.54639	327.51	331.01	4.6005	14
10/19/90	10:05:00	-3.38134	325.0404	328.5404	4.0205	14
10/19/90	11:35:00	-2.12018	348.1092	351.6092	2.487	14
10/19/90	13:05:00	0.044697	273.456	276.956	2.731	14
10/19/90	14:35:00	-0.03119	289.4436	292.9436	1.915	14
10/19/90	16:05:00	-0.58837	275.8176	279.3176	2.632	14
10/19/90	17:35:00	-1.23959	309.8772	313.3772	3.021	14
10/19/90	19:05:00	-3.25155	354.3732	357.8732	1.724	14
10/19/90	20:35:00	-2.71275	345.6936	349.1936	1.9455	14
10/19/90	22:05:00	-2.65081	349.0992	352.5992	1.8995	14
10/19/90	23:35:00	-2.0791	352.5048	356.0048	3.5475	14
10/20/90	01:05:00	-2.09459	354.4812	357.9812	1.8535	14
10/20/90	02:35:00	-1.75071	354.4812	357.9812	1.7545	14
10/20/90	04:05:00	-1.87363	311.0292	314.5292	3.4025	14
10/20/90	05:35:00	-1.74064	176.5548	180.0548	2.9755	14
10/20/90	07:05:00	-1.74064	133.7076	137.2076	3.9825	14
10/20/90	08:35:00	-1.13768	114.2028	117.7028	4.6235	14
10/20/90	10:05:00	1.143537	146.1744	149.6744	5.684	14
10/20/90	11:35:00	1.379555	126.234	129.734	9.177999	14
10/20/90	13:05:00	0.52936	77.0148	80.5148	10.7575	14
10/20/90	14:35:00	0.206624	80.9136	84.4136	13.0235	14
10/20/90	16:05:00	-0.56308	85.1436	88.6436	16.9755	14
10/20/90	17:35:00	-1.99162	84.3192	87.8192	17.7465	14
10/20/90	19:05:00	-1.29074	60.534	64.034	15.236	14
10/20/90	20:35:00	-0.86775	92.0124	95.5124	10.933	14
10/20/90	22:05:00	-0.67988	126.234	129.734	11.711	14
10/20/90	23:35:00	-0.15752	97.99919	101.4992	5.8135	14
10/21/90	01:05:00	-1.12766	149.9112	153.4112	5.3865	14
10/21/90	02:35:00	-2.05857	285.5412	289.0412	2.4335	14
10/21/90	04:05:00	-2.73341	312.0732	315.5732	3.4865	14
10/21/90	05:35:00	-3.16818	309.492	312.992	5.0355	14
10/21/90	07:05:00	-3.86122	306.7452	310.2452	5.516	14
10/21/90	08:35:00	-4.27515	312.57	316.07	5.638	14
10/21/90	10:05:00	-3.02304	334.6524	338.1524	4.959	14
10/21/90	11:35:00	-2.09459	279.72	283.22	5.3175	14
10/21/90	13:05:00	1.770745	291.366	294.866	4.425	14
10/21/90	14:35:00	2.946339	281.2032	284.7032	4.8295	14
10/21/90	16:05:00	2.131498	352.5048	356.0048	2.1665	14
10/21/90	17:35:00	0.095378	308.9988	312.4988	3.006	14
10/21/90	19:05:00	-3.52702	254.1204	257.6204	4.1425	14
10/21/90	20:35:00	-3.97095	334.4328	337.9328	4.242	14
10/21/90	22:05:00	-3.63669	338.7168	342.2168	3.3185	14
10/21/90	23:35:00	-3.44375	274.7196	278.2196	4.707	14
10/22/90	01:05:00	-3.26687	277.578	281.078	7.065	14
10/22/90	02:35:00	-3.35033	281.916	285.416	5.02	14
10/22/90	04:05:00	-3.5844	266.8644	270.3644	5.2565	14
10/22/90	05:35:00	-3.63669	288.3996	291.8996	6.752	14

10/22/90	07:05:00	-3.73588	285.8148	289.3148	5.142	14
10/22/90	08:35:00	-3.69414	286.254	289.754	5.7985	14
10/22/90	10:05:00	-3.09065	269.8848	273.3848	4.6005	14
10/22/90	11:35:00	-1.1173	272.304	275.804	3.2425	14
10/22/90	13:05:00	0.408404	353.934	357.434	2.304	14
10/22/90	14:35:00	0.887146	215.172	218.672	3.3035	14
10/22/90	16:05:00	-0.0766	149.6916	153.1916	3.9825	14
10/22/90	17:35:00	-1.53575	112.446	115.946	4.8445	14
10/22/90	19:05:00	-2.12018	127.9368	131.4368	3.685	14
10/22/90	20:35:00	-1.61251	140.7384	144.2384	3.822	14
10/22/90	22:05:00	-1.13768	98.33041	101.8304	7.2785	14
10/22/90	23:35:00	-0.76112	121.0176	124.5176	9.018001	14
10/23/90	01:05:00	-0.59868	122.6628	126.1628	6.8205	14
10/23/90	02:35:00	-0.45137	96.3504	99.8504	8.438	14
10/23/90	04:05:00	-0.21326	82.674	86.174	13.504	14
10/23/90	05:35:00	-0.13231	86.4648	89.9648	11.734	14
10/23/90	07:05:00	0.004274	93.88081	97.38081	14.687	14
10/23/90	08:35:00	1.052947	114.0408	117.5408	16.0755	14
10/23/90	10:05:00	1.344348	107.5032	111.0032	14.3435	14
10/23/90	11:35:00	1.173505	121.0176	124.5176	16.0065	14
10/23/90	13:05:00	1.560104	122.94	126.44	18.929	14
10/23/90	14:35:00	1.941169	116.568	120.068	14.603	14
10/23/90	16:05:00	0.897038	118.9296	122.4296	14.5265	14
10/23/90	17:35:00	0.816565	127.7748	131.2748	11.9475	14
10/23/90	19:05:00	0.135779	144.9108	148.4108	10.773	14
10/23/90	20:35:00	0.312505	157.4928	160.9928	8.56	14
10/23/90	22:05:00	0.044697	343.7172	347.2172	5.5615	14
10/23/90	23:35:00	0.044697	333.2232	336.7232	5.6535	14
10/24/90	01:05:00	-0.0766	316.4688	319.9688	0.16	14
10/24/90	02:35:00	-0.14724	337.1256	340.6256	0.175	14
10/24/90	04:05:00	-0.49192	354.3732	357.8732	0.175	14
10/24/90	05:35:00	-0.63927	334.872	338.372	0.175	15
10/24/90	07:05:00	-0.97479	294.9912	298.4912	5.966	15
10/24/90	08:35:00	-0.83209	309.492	312.992	7.179	16
10/24/90	10:05:00	0.186432	297.792	301.292	8.6745	16
10/24/90	11:35:00	0.982753	277.578	281.078	7.6905	16
10/24/90	13:05:00	6.267379	287.9604	291.4604	11.116	16
10/24/90	14:35:00	6.267379	288.6192	292.1192	6.5995	16
10/24/90	16:05:00	4.467564	337.1256	340.6256	6.2635	16
10/24/90	17:35:00	-1.7816	354.3732	357.8732	3.8605	16
10/24/90	19:05:00	-4.4858	354.042	357.542	2.922	17
10/24/90	20:35:00	-4.76001	341.3556	344.8556	1.411	17
10/24/90	22:05:00	-4.81302	256.8672	260.3672	2.815	17
10/24/90	23:35:00	-4.98755	346.1868	349.6868	3.204	17
10/25/90	01:05:00	-5.06713	96.9552	100.4552	4.1195	17
10/25/90	02:35:00	-6.27613	92.0124	95.5124	4.6845	17
10/25/90	04:05:00	-6.35182	85.7484	89.2484	7.6675	17
10/25/90	05:35:00	-6.22772	62.2908	65.7908	9.163	17
10/25/90	07:05:00	-6.26517	58.9968	62.4968	9.361501	17
10/25/90	08:35:00	-6.48679	62.568	66.068	8.9415	17
10/25/90	10:05:00	-5.71735	61.2504	64.7504	8.98	18
10/25/90	11:35:00	-4.85531	62.8956	66.3956	9.5445	18

10/25/90	13:05:00	1.54005	70.2576	73.7576	8.6515	18
10/25/90	14:35:00	1.54005	69.984	73.484	9.5595	18
10/25/90	16:05:00	1.54005	69.8724	73.3724	10.2995	18
10/25/90	17:35:00	-1.95598	53.6688	57.1688	11.2535	18
10/25/90	19:05:00	-1.66381	60.534	64.034	13.1225	18
10/25/90	20:35:00	-1.23959	82.4544	85.9544	12.726	18
10/25/90	22:05:00	-1.70474	76.302	79.802	12.07	18
10/25/90	23:35:00	-2.02762	58.1184	61.6184	11.574	18
10/26/90	01:05:00	-1.29074	69.70679	73.20679	11.391	18
10/26/90	02:35:00	-1.74064	93.6612	97.1612	5.8135	18
10/26/90	04:05:00	-1.65341	129.8052	133.3052	4.7685	18
10/26/90	05:35:00	-1.94555	110.304	113.804	3.9595	18
10/26/90	07:05:00	-1.57161	196.002	199.502	3.7915	18
10/26/90	08:35:00	-2.02762	355.1436	358.6436	4.959	18
10/26/90	10:05:00	-0.99013	166.338	169.838	5.8135	18
10/26/90	11:35:00	0.054967	355.1436	358.6436	4.7455	18
10/26/90	13:05:00	-0.13231	111.8412	115.3412	12.5965	18
10/26/90	14:35:00	-1.03084	91.51559	95.01559	12.314	18
10/26/90	16:05:00	-1.54614	92.7792	96.2792	14.809	18
10/26/90	17:35:00	-2.60919	83.4984	86.9984	19.608	18
10/26/90	19:05:00	-2.85743	73.0044	76.5044	26.223	18
10/26/90	20:35:00	-2.32071	76.7412	80.2412	21.5305	18
10/26/90	22:05:00	-1.70474	74.8728	78.3728	20.714	18
10/26/90	23:35:00	-1.24995	67.5648	71.0648	19.7225	18
10/27/90	01:05:00	-1.46441	325.9188	329.4188	12.337	18
10/27/90	02:35:00	-2.36694	151.2288	154.7288	3.9445	18
10/27/90	04:05:00	-2.38753	129.366	132.866	5.455	18
10/27/90	05:35:00	-2.05857	144.9108	148.4108	6.7215	18
10/27/90	07:05:00	-1.84809	141.1776	144.6776	9.323	18
10/27/90	08:35:00	-1.95598	343.7172	347.2172	7.179	18
10/27/90	10:05:00	-2.06867	345.582	349.082	7.332	18
10/27/90	11:35:00	-1.41319	324.1584	327.6584	8.293	18
10/27/90	13:05:00	-0.10678	345.0348	348.5348	7.118	18
10/27/90	14:35:00	-0.13231	354.042	357.542	4.707	18
10/27/90	16:05:00	4.691934	345.3084	348.8084	5.272	18
10/27/90	17:35:00	1.424622	135.63	139.13	4.0585	18
10/27/90	19:05:00	-3.35033	195.2316	198.7316	3.5015	18
10/27/90	20:35:00	-3.63669	193.8024	197.3024	4.0585	18
10/27/90	22:05:00	-4.01831	241.0452	244.5452	3.8605	18
10/27/90	23:35:00	-3.98159	318.6108	322.1108	2.0445	18
10/28/90	01:05:00	-4.4858	350.2548	353.7548	3.822	18
10/28/90	02:35:00	-4.59116	313.1748	316.6748	6.1875	18
10/28/90	04:05:00	-4.83936	325.6416	329.1416	3.845	18
10/28/90	05:35:00	-4.98755	346.1868	349.6868	1.6325	18
10/28/90	07:05:00	-4.19117	342.6732	346.1732	3.685	18
10/28/90	08:35:00	-4.23315	132.444	135.944	4.9285	18
10/28/90	10:05:00	-3.69414	112.0068	115.5068	3.4865	18
10/28/90	11:35:00	-0.92376	121.6188	125.1188	3.4635	18
10/28/90	13:05:00	0.897038	103.3812	106.8812	4.669	18
10/28/90	14:35:00	2.651679	125.5212	129.0212	5.0355	18
10/28/90	16:05:00	-0.54778	105.966	109.466	7.469	18
10/28/90	17:35:00	-2.44932	77.0148	80.5148	8.148	18

10/28/90	19:05:00	-3.23589	82.2888	85.7888	8.087	18
10/28/90	20:35:00	-3.48026	96.07681	99.57681	9.681499	18
10/28/90	22:05:00	-3.29309	70.2576	73.7576	11.513	18
10/28/90	23:35:00	-3.31387	76.1904	79.6904	7.8355	18
10/29/90	01:05:00	-3.22534	150.1308	153.6308	5.272	18
10/29/90	02:35:00	-3.40214	142.6068	146.1068	3.8605	18
10/29/90	04:05:00	-4.1389	318.3372	321.8372	3.334	18
10/29/90	05:35:00	-4.30167	298.1196	301.6196	2.1515	18
10/29/90	07:05:00	-4.38575	310.7556	314.2556	3.7915	18
10/29/90	08:35:00	-4.76001	140.1876	143.6876	4.486	18
10/29/90	10:05:00	-4.1389	81.7956	85.2956	7.347	18
10/29/90	11:35:00	-2.50608	63.3924	66.8924	11.238	18
10/29/90	13:05:00	-2.56793	90.252	93.752	13.0085	18
10/29/90	14:35:00	-3.05939	88.2216	91.7216	17.5935	18
10/29/90	16:05:00	-3.11139	90.8028	94.3028	17.479	18
10/29/90	17:35:00	-3.50108	80.2548	83.7548	18.601	18
10/29/90	19:05:00	-4.3961	59.382	62.882	14.7935	18
10/29/90	20:35:00	-3.8979	66.1932	69.6932	14.931	18
10/29/90	22:05:00	-3.63669	65.97359	69.47359	11.3295	18
10/29/90	23:35:00	-3.31387	60.426	63.926	9.704499	18
10/30/90	01:05:00	-3.22534	67.0176	70.5176	9.4835	18
10/30/90	02:35:00	-3.30331	74.8728	78.3728	10.643	18
10/30/90	04:05:00	-2.91442	54.9324	58.4324	10.681	18
10/30/90	05:35:00	-2.85743	66.906	70.406	10.46	18
10/30/90	07:05:00	-2.42365	66.4128	69.9128	11.795	18
10/30/90	08:35:00	-2.30014	66.1932	69.6932	12.6115	18
10/30/90	10:05:00	-2.09459	63.612	67.112	10.155	18
10/30/90	11:35:00	-0.4311	69.048	72.548	10.216	18
10/30/90	13:05:00	0.856806	79.1568	82.6568	8.377	18
10/30/90	14:35:00	1.690584	134.5284	138.0284	7.393	18
10/30/90	16:05:00	1.032845	158.8104	162.3104	4.1655	18
10/30/90	17:35:00	-1.1938	319.6008	323.1008	3.746	18
10/30/90	19:05:00	-2.47533	300.4272	303.9272	3.2575	18
10/30/90	20:35:00	-3.31387	275.544	279.044	6.6755	18
10/30/90	22:05:00	-3.86122	285.9264	289.4264	5.7985	18
10/30/90	23:35:00	-4.22282	290.9808	294.4808	7.042	18
10/31/90	01:05:00	-4.72849	308.9988	312.4988	4.0585	18
10/31/90	02:35:00	-4.90839	287.8488	291.3488	2.731	18
10/31/90	04:05:00	-5.32766	292.0788	295.5788	4.341	18
10/31/90	05:35:00	-5.75489	353.934	357.434	3.2575	18
10/31/90	07:05:00	-5.95307	326.7972	330.2972	3.3185	18
10/31/90	08:35:00	-6.12535	335.2572	338.7572	3.3035	18
10/31/90	10:05:00	-5.12035	342.396	345.896	2.609	18
10/31/90	11:35:00	-2.68668	353.8224	357.3224	1.8995	18
10/31/90	13:05:00	-1.1938	266.3136	269.8136	2.3495	18
10/31/90	14:35:00	-1.23959	319.6008	323.1008	1.312	18
10/31/90	16:05:00	-0.85275	320.8104	324.3104	2.0675	18
10/31/90	17:35:00	-3.79339	291.366	294.866	1.976	18
10/31/90	19:05:00	-5.84056	278.73	282.23	1.144	18
10/31/90	20:35:00	-5.4076	339.8724	343.3724	1.602	18
10/31/90	22:05:00	-5.43415	311.4144	314.9144	2.403	18
10/31/90	23:35:00	-5.2053	333.2232	336.7232	2.8915	18

11/01/90	01:05:00	-5.15202	345.582	349.082	2.945	18
11/01/90	02:35:00	-5.14158	344.0988	347.5988	4.303	18
11/01/90	04:05:00	-5.56214	311.8536	315.3536	5.3175	18
11/01/90	05:35:00	-5.68509	343.0584	346.5584	2.403	18
11/01/90	07:05:00	-5.15202	298.2312	301.7312	3.578	18
11/01/90	08:35:00	-4.90839	351.6804	355.1804	4.181	18
11/01/90	10:05:00	-3.75128	311.8536	315.3536	3.9825	18
11/01/90	11:35:00	-2.87812	284.3892	287.8892	4.7685	18
11/01/90	13:05:00	-0.59868	347.616	351.116	3.9445	18
11/01/90	14:35:00	-0.22852	313.9416	317.4416	2.304	18
11/01/90	16:05:00	-0.54778	302.6268	306.1268	4.44	18
11/01/90	17:35:00	-2.12018	263.3472	266.8472	5.531	18
11/01/90	19:05:00	-4.16503	288.18	291.68	2.388	18
11/01/90	20:35:00	-4.4751	332.4564	335.9564	2.0065	18
11/01/90	22:05:00	-4.80227	332.3448	335.8448	1.541	18
11/01/90	23:35:00	-4.63334	163.7532	167.2532	1.541	18
11/02/90	01:05:00	-4.59116	131.1228	134.6228	3.3645	18
11/02/90	02:35:00	-4.4858	111.6216	115.1216	3.4025	18
11/02/90	04:05:00	-4.52275	130.1904	133.6904	3.578	18
11/02/90	05:35:00	-4.12824	99.9216	103.4216	5.745	18
11/02/90	07:05:00	-3.72527	100.692	104.192	5.7145	18
11/02/90	08:35:00	-3.18382	154.2492	157.7492	6.363	18
11/02/90	10:05:00	-2.52162	77.5656	81.0656	7.332	18
11/02/90	11:35:00	-1.49991	268.8408	272.3408	6.8665	18
11/02/90	13:05:00	-1.86354	329.1588	332.6588	8.5755	18
11/02/90	14:35:00	-0.93409	306.306	309.806	8.705	18
11/02/90	16:05:00	-2.80557	354.6468	358.1468	6.3935	18
11/02/90	17:35:00	-2.71275	353.6028	357.1028	10.361	18
11/02/90	19:05:00	-3.40214	352.6164	356.1164	10.788	18
11/02/90	20:35:00	-3.22534	309.492	312.992	10.788	18
11/02/90	22:05:00	-3.02304	78.498	81.998	10.269	18
11/02/90	23:35:00	-2.58856	323.0604	326.5604	10.3225	18
11/03/90	01:05:00	-3.16818	69.8724	73.3724	12.192	18
11/03/90	02:35:00	-2.47533	71.082	74.582	11.925	18
11/03/90	04:05:00	-1.89412	67.0176	70.5176	14.481	18
11/03/90	05:35:00	-1.77119	82.1772	85.6772	12.726	18
11/03/90	07:05:00	-2.83167	61.7436	65.2436	14.542	18
11/03/90	08:35:00	-0.92376	78.8292	82.3292	11.4825	18
11/03/90	10:05:00	-1.70474	64.9296	68.4296	11.8105	18
11/03/90	11:35:00	-0.67988	84.0456	87.5456	9.4225	18
11/03/90	13:05:00	-0.93409	139.4172	142.9172	8.8655	18
11/03/90	14:35:00	-0.35502	116.3484	119.8484	3.8605	18
11/03/90	16:05:00	-0.40053	354.042	357.542	5.3555	18
11/03/90	17:35:00	-1.70474	354.042	357.542	2.1665	18
11/03/90	19:05:00	-2.97652	346.572	350.072	2.2275	18
11/03/90	20:35:00	-2.966	305.7012	309.2012	0.8235	18
11/03/90	22:05:00	-2.93002	199.9548	203.4548	0.885	18
11/03/90	23:35:00	-3.03357	250.5492	254.0492	0.7015	18
11/04/90	01:05:00	-3.8506	229.8924	233.3924	0.198	18
11/04/90	02:35:00	-3.9291	228.852	232.352	4.387	18
11/04/90	04:05:00	-4.05506	308.9988	312.4988	2.029	18
11/04/90	05:35:00	-4.86572	256.7556	260.2556	0.6255	18

11/04/90	07:05:00	-4.77074	353.0556	356.5556	4.1045	18
11/04/90	08:35:00	-5.14158	323.9388	327.4388	2.243	18
11/04/90	10:05:00	-4.71776	333.3348	336.8348	5.6	18
11/04/90	11:35:00	-3.05939	327.402	330.902	1.5715	18
11/04/90	13:05:00	-2.42365	354.042	357.542	6.134	18
11/04/90	14:35:00	0.997585	353.6028	357.1028	5.5615	18
11/04/90	16:05:00	3.555357	313.0632	316.5632	1.7925	18
11/04/90	17:35:00	0.125845	345.1428	348.6428	4.1045	18
11/04/90	19:05:00	-4.70184	354.7584	358.2584	8.6745	18
11/04/90	20:35:00	-4.36472	351.6804	355.1804	7.6295	18
11/04/90	22:05:00	-5.10957	353.0556	356.5556	6.5385	18
11/04/90	23:35:00	-3.8506	354.3732	357.8732	7.927	18
11/05/90	01:05:00	-4.21216	352.6164	356.1164	6.752	18
11/05/90	02:35:00	-5.64793	305.7012	309.2012	2.67	18
11/05/90	04:05:00	-4.86572	103.1076	106.6076	3.685	18
11/05/90	05:35:00	-4.24898	273.7872	277.2872	2.922	18
11/05/90	07:05:00	-5.02994	89.9244	93.4244	3.563	18
11/05/90	08:35:00	-4.78114	108.5472	112.0472	2.9755	18
11/05/90	10:05:00	-3.8979	79.3764	82.8764	2.533	18
11/05/90	11:35:00	-2.99723	124.2036	127.7036	3.2805	18
11/05/90	13:05:00	-2.47533	116.676	120.176	2.594	18
11/05/90	14:35:00	2.651679	136.0692	139.5692	1.6705	18
11/05/90	16:05:00	2.316785	165.6756	169.1756	1.8155	18
11/05/90	17:35:00	1.575227	196.002	199.502	2.487	18
11/05/90	19:05:00	-4.10728	291.8592	295.3592	2.2125	18
11/05/90	20:35:00	-3.91881	239.8356	243.3356	3.8605	18
11/05/90	22:05:00	-2.35682	334.98	338.48	3.8605	18
11/05/90	23:35:00	-3.5844	337.8384	341.3384	3.5245	18
11/06/90	01:05:00	-2.7954	118.818	122.318	3.8605	18
11/06/90	02:35:00	-3.04886	148.428	151.928	4.0435	18
11/06/90	04:05:00	-2.93002	145.6272	149.1272	5.1955	18
11/06/90	05:35:00	-3.35033	134.3664	137.8664	4.7685	18
11/06/90	07:05:00	-3.15287	340.7508	344.2508	5.4015	18
11/06/90	08:35:00	-4.65443	331.794	335.294	6.4925	18
11/06/90	10:05:00	-3.77764	354.7584	358.2584	5.1725	18
11/06/90	11:35:00	-2.36694	354.6468	358.1468	4.9285	18
11/06/90	13:05:00	-1.99162	328.8276	332.3276	5.1115	18
11/06/90	14:35:00	-1.03084	354.042	357.542	9.018001	18
11/06/90	16:05:00	-0.29425	319.05	322.55	10.6965	18
11/06/90	17:35:00	-0.3703	353.8224	357.3224	7.4235	18
11/06/90	19:05:00	-1.582	287.9604	291.4604	5.8135	18
11/06/90	20:35:00	-1.48986	284.1696	287.6696	10.4445	18
11/06/90	22:05:00	-1.99162	355.1436	358.6436	6.6145	18
11/06/90	23:35:00	-1.77119	290.1024	293.6024	5.577	18
11/07/90	01:05:00	-1.81215	285.7068	289.2068	4.9285	18
11/07/90	02:35:00	-1.29074	312.4584	315.9584	5.5615	18
11/07/90	04:05:00	-1.93009	280.764	284.264	6.416501	18
11/07/90	05:35:00	-1.32652	276.0372	279.5372	7.408	18
11/07/90	07:05:00	-1.45403	292.0788	295.5788	8.629	18
11/07/90	08:35:00	-1.82256	283.5108	287.0108	9.4375	18
11/07/90	10:05:00	-3.63669	281.5848	285.0848	9.4375	18
11/07/90	11:35:00	-3.02304	301.6908	305.1908	12.6495	18

11/07/90	13:05:00	-4.63334	283.5108	287.0108	11.513	18
11/07/90	14:35:00	-1.91462	327.9492	331.4492	14.557	18
11/07/90	16:05:00	-5.79771	274.9392	278.4392	13.222	18
11/07/90	17:35:00	-8.71682	308.9988	312.4988	10.338	18
11/07/90	19:05:00	-9.86779	294.4404	297.9404	8.705	18
11/07/90	20:35:00	-10.23	336.7944	340.2944	9.163	18
11/07/90	22:05:00	-10.3572	309.9852	313.4852	7.042	18
11/07/90	23:35:00	-10.1491	303.6708	307.1708	8.5905	18
11/08/90	01:05:00	-10.103	295.65	299.15	9.384001	18
11/08/90	02:35:00	-10.4266	295.4304	298.9304	8.2245	18
11/08/90	04:05:00	-10.5076	304.9884	308.4884	8.049	18
11/08/90	05:35:00	-10.9331	287.5752	291.0752	5.287	18
11/08/90	07:05:00	-10.6531	309.492	312.992	4.6005	18
11/08/90	08:35:00	-9.90198	297.2412	300.7412	5.6	18
11/08/90	10:05:00	-8.87993	329.9832	333.4832	8.995	18
11/08/90	11:35:00	-7.15034	350.3628	353.8628	5.699	18
11/08/90	13:05:00	-6.52474	354.4812	357.9812	8.453501	18
11/08/90	14:35:00	-5.93724	342.5076	346.0076	8.750999	18
11/08/90	16:05:00	-7.80962	306.7452	310.2452	8.1025	18
11/08/90	17:35:00	-8.76169	354.3732	357.8732	6.92	18
11/08/90	19:05:00	-7.0301	340.7508	344.2508	8.6745	18
11/08/90	20:35:00	-7.40767	310.7556	314.2556	5.2565	18
11/08/90	22:05:00	-7.38574	327.6756	331.1756	3.4025	18
11/08/90	23:35:00	-7.49549	337.1256	340.6256	9.681499	18
11/09/90	01:05:00	-8.37556	266.8644	270.3644	10.0555	18
11/09/90	02:35:00	-8.55418	316.0836	319.5836	7.9805	18
11/09/90	04:05:00	-9.26919	282.7404	286.2404	9.9335	18
11/09/90	05:35:00	-10.2413	338.6088	342.1088	9.5065	18
11/09/90	07:05:00	-11.6469	283.7844	287.2844	7.6675	18
11/09/90	08:35:00	-11.724	282.6288	286.1288	6.7215	18
11/09/90	10:05:00	-11.3743	307.1844	310.6844	5.1955	18
11/09/90	11:35:00	-10.0341	340.3116	343.8116	4.7835	18
11/09/90	13:05:00	-9.18459	322.236	325.736	2.594	18
11/09/90	14:35:00	-8.59929	348.2208	351.7208	1.4265	18
11/09/90	16:05:00	-9.14493	341.6292	345.1292	1.991	18
11/09/90	17:35:00	-10.2705	342.8388	346.3388	3.7305	18
11/09/90	19:05:00	-11.0975	149.1408	152.6408	4.318	18
11/09/90	20:35:00	-10.5483	126.126	129.626	3.7305	18
11/09/90	22:05:00	-9.91363	121.896	125.396	2.716	18
11/09/90	23:35:00	-9.84489	309.492	312.992	3.9975	18
11/10/90	01:05:00	-9.77024	317.844	321.344	3.189	18
11/10/90	02:35:00	-9.99978	317.0196	320.5196	4.242	18
11/10/90	04:05:00	-10.4555	320.094	323.594	5.0885	18
11/10/90	05:35:00	-11.168	312.9516	316.4516	3.067	18
11/10/90	07:05:00	-10.23	123.984	127.484	4.0435	18
11/10/90	08:35:00	-9.67885	97.2288	100.7288	5.2335	18
11/10/90	10:05:00	-9.26919	102.5604	106.0604	5.8515	18
11/10/90	11:35:00	-7.84836	104.7024	108.2024	5.1575	18
11/10/90	13:05:00	-6.86122	145.7928	149.2928	6.012	18
11/10/90	14:35:00	-5.0567	348.3288	351.8288	4.44	18
11/10/90	16:05:00	-6.83947	136.674	140.174	3.9825	18
11/10/90	17:35:00	-8.0421	136.674	140.174	4.318	18

11/10/90	19:05:00	-7.98108	117.3924	120.8924	4.196	18
11/10/90	20:35:00	-8.13084	143.5392	147.0392	3.8605	18
11/10/90	22:05:00	-8.20295	131.454	134.954	3.6465	18
11/10/90	23:35:00	-7.98108	125.5212	129.0212	3.761	18
11/11/90	01:05:00	-7.64946	339.4872	342.9872	4.4095	18
11/11/90	02:35:00	-7.40767	317.7324	321.2324	2.67	18
11/11/90	04:05:00	-8.05846	331.9056	335.4056	1.8535	18
11/11/90	05:35:00	-8.21971	321.3576	324.8576	1.068	18
11/11/90	07:05:00	-9.05461	331.5744	335.0744	0.8235	18
11/11/90	08:35:00	-9.22984	298.2312	301.7312	2.876	18
11/11/90	10:05:00	-9.77024	118.2708	121.7708	4.654	18
11/11/90	11:35:00	-6.45417	139.5828	143.0828	4.2875	18
11/11/90	13:05:00	-4.97713	299.88	303.38	3.4635	18
11/11/90	14:35:00	-3.76703	289.6632	293.1632	5.8515	18
11/11/90	16:05:00	-4.98755	353.8224	357.3224	8.194	18
11/11/90	17:35:00	-4.44887	72.3996	75.8996	10.872	18
11/11/90	19:05:00	-4.97713	66.5208	70.0208	10.5975	18
11/11/90	20:35:00	-6.22772	64.764	68.264	11.612	18
11/11/90	22:05:00	-4.77074	152.766	156.266	12.459	18
11/11/90	23:35:00	-4.64406	349.9776	353.4776	10.3835	18
11/12/90	01:05:00	-5.95307	332.784	336.284	9.323	18
11/12/90	02:35:00	-5.37548	126.234	129.734	13.6265	18
11/12/90	04:05:00	-3.73588	294.2748	297.7748	15.1445	18
11/12/90	05:35:00	-3.21513	80.9136	84.4136	14.061	18
11/12/90	07:05:00	-2.02762	97.56	101.06	15.4115	18
11/12/90	08:35:00	-0.5275	155.7324	159.2324	16.4035	18
11/12/90	10:05:00	-0.63927	140.5728	144.0728	14.3205	18
11/12/90	11:35:00	-0.34505	141.6168	145.1168	10.9025	18
11/12/90	13:05:00	-1.06121	192.3192	195.8192	13.1	18
11/12/90	14:35:00	-0.45137	114.3684	117.8684	6.134	18
11/12/90	16:05:00	-1.49991	173.3112	176.8112	10.025	18
11/12/90	17:35:00	-3.8506	117.666	121.166	7.866	18
11/12/90	19:05:00	-2.9402	160.9524	164.4524	7.7515	18
11/12/90	20:35:00	-2.966	171.0072	174.5072	10.849	18
11/12/90	22:05:00	-3.71501	327.9492	331.4492	14.481	18
11/12/90	23:35:00	-4.43818	341.244	344.744	11.1695	18
11/13/90	01:05:00	-4.67035	345.1428	348.6428	7.721	18
11/13/90	02:35:00	-4.73888	331.794	335.294	7.225	18
11/13/90	04:05:00	-5.45023	336.7944	340.2944	9.177999	18
11/13/90	05:35:00	-6.17899	354.2616	357.7616	5.8135	18
11/13/90	07:05:00	-6.31927	317.0196	320.5196	4.4095	18
11/13/90	08:35:00	-6.72514	346.1868	349.6868	2.0065	18
11/13/90	10:05:00	-6.60035	312.0732	315.5732	3.4485	18
11/13/90	11:35:00	-4.80227	335.0916	338.5916	1.8535	18
11/13/90	13:05:00	-4.18085	312.4584	315.9584	2.1515	18
11/13/90	14:35:00	-4.27515	349.0992	352.5992	3.5245	18
11/13/90	16:05:00	-4.93997	315.2052	318.7052	3.1355	18
11/13/90	17:35:00	-5.65845	307.6236	311.1236	3.578	18
11/13/90	19:05:00	-7.01366	353.4948	356.9948	3.2575	18
11/13/90	20:35:00	-7.04083	147.2184	150.7184	4.181	18
11/13/90	22:05:00	-6.97007	142.9884	146.4884	5.516	18
11/13/90	23:35:00	-6.87192	285.8148	289.3148	4.875	18

11/14/90	01:05:00	-7.04083	342.6732	346.1732	1.7395	18
11/14/90	02:35:00	-7.28157	177.2676	180.7676	2.2275	18
11/14/90	04:05:00	-7.42422	346.572	350.072	1.7395	18
11/14/90	05:35:00	-7.48433	348.5484	352.0484	2.4335	18
11/14/90	07:05:00	-7.66066	282.906	286.406	3.3035	18
11/14/90	08:35:00	-7.51746	350.5284	354.0284	1.373	18
11/14/90	10:05:00	-7.04083	311.0292	314.5292	1.3275	18
11/14/90	11:35:00	-4.43818	152.3268	155.8268	1.373	18
11/14/90	13:05:00	-1.90454	337.1256	340.6256	1.297	18
11/14/90	14:35:00	-1.90454	355.1436	358.6436	1.6935	18
11/14/90	16:05:00	-3.56357	324.4896	327.9896	1.297	18
11/14/90	17:35:00	-4.59116	291.6936	295.1936	5.4395	18
11/14/90	19:05:00	-6.0175	276.2568	279.7568	4.7455	18
11/14/90	20:35:00	-5.79771	273.8952	277.3952	5.9965	18
11/14/90	22:05:00	-6.03898	294.9912	298.4912	5.02	18
11/14/90	23:35:00	-5.71735	348.1092	351.6092	3.3645	18
11/15/90	01:05:00	-5.61571	350.802	354.302	2.609	18
11/15/90	02:35:00	-5.07791	343.0584	346.5584	4.3565	18
11/15/90	04:05:00	-5.02994	334.2132	337.7132	4.341	18
11/15/90	05:35:00	-3.63669	336.4092	339.9092	4.1195	18
11/15/90	07:05:00	-2.259	331.5744	335.0744	3.929	18
11/15/90	08:35:00	-2.15621	340.2	343.7	3.8605	18
11/15/90	10:05:00	-0.54778	344.6496	348.1496	7.164	18
11/15/90	11:35:00	-0.40053	332.784	336.284	7.2095	18
11/15/90	13:05:00	0.272144	318.006	321.506	9.361501	18
11/15/90	14:35:00	-0.03119	332.3448	335.8448	12.0315	18
11/15/90	16:05:00	-0.23848	344.0988	347.5988	14.168	18
11/15/90	17:35:00	-0.49192	329.1588	332.6588	10.0555	18
11/15/90	19:05:00	-0.91375	353.934	357.434	8.8195	18
11/15/90	20:35:00	-1.82256	326.7972	330.2972	5.3555	18
11/15/90	22:05:00	-2.87812	299.1096	302.6096	3.746	18
11/15/90	23:35:00	-2.38753	301.032	304.532	2.8915	18
11/16/90	01:05:00	-2.69718	347.0112	350.5112	6.9045	18
11/16/90	02:35:00	-3.73588	309.7116	313.2116	6.63	18
11/16/90	04:05:00	-3.71501	324.7632	328.2632	9.9185	18
11/16/90	05:35:00	-4.4858	315.5364	319.0364	4.501	18
11/16/90	07:05:00	-4.44887	352.6164	356.1164	3.1205	18
11/16/90	08:35:00	-4.52275	321.7968	325.2968	4.6235	18
11/16/90	10:05:00	-4.1389	290.2104	293.7104	3.3645	18
11/16/90	11:35:00	-3.16818	349.9776	353.4776	2.0675	18
11/16/90	13:05:00	-2.42365	309.8772	313.3772	1.4265	18
11/16/90	14:35:00	-2.97652	353.8224	357.3224	2.9755	18
11/16/90	16:05:00	-2.966	123.6528	127.1528	4.5625	18
11/16/90	17:35:00	-3.96066	144.9108	148.4108	4.4705	18
11/16/90	19:05:00	-4.86572	159.3612	162.8612	3.9975	18
11/16/90	20:35:00	-4.97713	153.2088	156.7088	4.4705	18
11/16/90	22:05:00	-5.06713	196.2216	199.7216	2.4565	18
11/16/90	23:35:00	-4.86572	154.9116	158.4116	4.6005	18
11/17/90	01:05:00	-4.96636	126.234	129.734	5.745	18
11/17/90	02:35:00	-4.83936	160.02	163.52	2.4335	18
11/17/90	04:05:00	-4.85531	313.614	317.114	2.922	18
11/17/90	05:35:00	-4.52275	336.7944	340.2944	3.2575	18

11/17/90	07:05:00	-4.67035	331.794	335.294	4.1655	18
11/17/90	08:35:00	-4.98755	344.7612	348.2612	3.204	18
11/17/90	10:05:00	-4.70184	312.0732	315.5732	5.211	18
11/17/90	11:35:00	-3.69414	320.8104	324.3104	4.7685	18
11/17/90	13:05:00	-2.26911	319.1616	322.6616	6.233	18
11/17/90	14:35:00	-1.49991	292.8492	296.3492	5.287	18
11/17/90	16:05:00	-1.57161	279.6084	283.1084	7.2095	18
11/17/90	17:35:00	-3.66268	264.6108	268.1108	8.316	18
11/17/90	19:05:00	-3.81428	287.9604	291.4604	5.623	18
11/17/90	20:35:00	-3.76703	342.6732	346.1732	6.3935	18
11/17/90	22:05:00	-3.76703	329.2668	332.7668	6.3095	18
11/17/90	23:35:00	-4.4858	334.6524	338.1524	7.6905	18
11/18/90	01:05:00	-4.14921	285.5412	289.0412	7.965	18
11/18/90	02:35:00	-4.43818	289.332	292.832	9.193501	18
11/18/90	04:05:00	-4.19117	270.3816	273.8816	9.0485	18
11/18/90	05:35:00	-4.04441	269.118	272.618	9.681499	18
11/18/90	07:05:00	-3.54273	289.4436	292.9436	8.750999	18
11/18/90	08:35:00	-3.19437	301.3092	304.8092	6.508	18
11/18/90	10:05:00	-2.76423	299.1096	302.6096	8.087	18
11/18/90	11:35:00	-1.67924	298.5048	302.0048	6.8665	18
11/18/90	13:05:00	-1.0512	321.3576	324.8576	6.5535	18
11/18/90	14:35:00	-1.66381	314.82	318.32	4.486	18
11/18/90	16:05:00	-1.90454	296.694	300.194	5.5615	18
11/18/90	17:35:00	-2.66604	277.7976	281.2976	5.3865	18
11/18/90	19:05:00	-3.19437	331.4664	334.9664	4.4705	18
11/18/90	20:35:00	-2.72291	342.9468	346.4468	4.8445	18
11/18/90	22:05:00	-3.87699	333.6084	337.1084	4.074	18
11/18/90	23:35:00	-4.19117	345.474	348.974	6.088	18
11/19/90	01:05:00	-6.44354	292.0788	295.5788	3.006	18
11/19/90	02:35:00	-6.05519	344.7612	348.2612	2.815	18
11/19/90	04:05:00	-6.75789	353.934	357.434	2.029	18
11/19/90	05:35:00	-7.40767	354.2616	357.7616	1.9455	18
11/19/90	07:05:00	-7.27044	306.7452	310.2452	2.2735	18
11/19/90	08:35:00	-7.01366	347.3424	350.8424	2.5785	18
11/19/90	10:05:00	-7.98108	350.694	354.194	3.189	18
11/19/90	11:35:00	-7.05191	340.0344	343.5344	2.594	18
11/19/90	13:05:00	-7.19405	286.6968	290.1968	1.358	18
11/19/90	14:35:00	-6.75789	279.9396	283.4396	1.8535	18
11/19/90	16:05:00	-6.94828	354.7584	358.2584	1.724	18
11/19/90	17:35:00	-8.28645	270.9828	274.4828	1.8155	18
11/19/90	19:05:00	-11.8909	335.0916	338.5916	2.365	18
11/19/90	20:35:00	-12.0588	332.2332	335.7332	1.9455	18
11/19/90	22:05:00	-11.7838	198.6912	202.1912	2.4565	18
11/19/90	23:35:00	-11.8373	138.4308	141.9308	3.8605	18
11/20/90	01:05:00	-12.3715	125.7408	129.2408	4.7225	18
11/20/90	02:35:00	-11.8494	148.5936	152.0936	2.0675	18
11/20/90	04:05:00	-12.0348	71.30161	74.80161	3.1205	18
11/20/90	05:35:00	-12.4681	117.9936	121.4936	4.875	18
11/20/90	07:05:00	-13.0284	295.9236	299.4236	5.333	18
11/20/90	08:35:00	-13.1697	344.2104	347.7104	2.731	18
11/20/90	10:05:00	-13.6149	128.214	131.714	2.533	18
11/20/90	11:35:00	-12.4562	127.7748	131.2748	3.2575	18

11/20/90	13:05:00	-11.0679	85.86	89.36	1.7925	18
11/20/90	14:35:00	-7.92557	345.0348	348.5348	1.6325	18
11/20/90	16:05:00	-10.1721	315.9756	319.4756	2.594	18
11/20/90	17:35:00	-11.3565	264.3912	267.8912	0.778	18
11/20/90	19:05:00	-12.0828	267.084	270.584	0.9685	18
11/20/90	20:35:00	-12.0828	308.1744	311.6744	1.091	18
11/20/90	22:05:00	-11.9269	354.6468	358.1468	1.602	18
11/20/90	23:35:00	-11.867	354.7584	358.2584	1.6705	18
11/21/90	01:05:00	-11.9748	351.792	355.292	1.457	18
11/21/90	02:35:00	-12.1969	348.7716	352.2716	1.9455	18
11/21/90	04:05:00	-12.2628	159.6348	163.1348	1.144	18
11/21/90	05:35:00	-12.6378	153.0972	156.5972	3.204	18
11/21/90	07:05:00	-12.275	338.2776	341.7776	5.6535	18
11/21/90	08:35:00	-11.6586	339.4872	342.9872	5.531	18
11/21/90	10:05:00	-9.79911	353.8224	357.3224	6.4545	18
11/21/90	11:35:00	-9.52491	70.8624	74.3624	9.467999	18
11/21/90	13:05:00	-10.0457	65.3688	68.8688	14.3585	18
11/21/90	14:35:00	-9.41682	85.0356	88.5356	16.144	18
11/21/90	16:05:00	-10.2126	88.11	91.61	17.479	18
11/21/90	17:35:00	-10.7695	67.95	71.45	15.5335	18
11/21/90	19:05:00	-11.0975	63.5004	67.0004	19.9055	18
11/21/90	20:35:00	-10.5947	62.568	66.068	12.2375	18
11/21/90	22:05:00	-10.3049	69.1596	72.6596	11.3755	18
11/21/90	23:35:00	-10.3572	328.554	332.054	8.4915	18
11/22/90	01:05:00	-10.8924	288.7812	292.2812	2.2885	18
11/22/90	02:35:00	-9.07717	317.4588	320.9588	5.478	18
11/22/90	04:05:00	-11.2973	124.4232	127.9232	6.149	18
11/22/90	05:35:00	-11.2502	303.3936	306.8936	4.0585	18
11/22/90	07:05:00	-10.6706	268.6788	272.1788	4.196	18
11/22/90	08:35:00	-10.4673	244.836	248.336	5.4015	18
11/22/90	10:05:00	-10.3341	300.8664	304.3664	5.638	18
11/22/90	11:35:00	-8.36459	295.9236	299.4236	3.1355	18
11/22/90	13:05:00	-6.74685	318.8844	322.3844	1.5715	18
11/22/90	14:35:00	-8.50947	142.4952	145.9952	3.3035	18
11/22/90	16:05:00	-9.05461	122.0616	125.5616	4.0435	18
11/22/90	17:35:00	-9.04314	113.0508	116.5508	2.922	18
11/22/90	19:05:00	-9.1731	158.2596	161.7596	4.9895	18
11/22/90	20:35:00	-9.66164	325.26	328.76	2.5175	18
11/22/90	22:05:00	-9.69046	343.8252	347.3252	2.8915	18
11/22/90	23:35:00	-10.9215	312.0732	315.5732	1.915	18
11/23/90	01:05:00	-11.2031	347.2308	350.7308	2.4565	18
11/23/90	02:35:00	-11.9865	354.3732	357.8732	2.945	18
11/23/90	04:05:00	-12.8269	83.71799	87.21799	3.2805	18
11/23/90	05:35:00	-13.01	69.70679	73.20679	4.0435	18
11/23/90	07:05:00	-12.7961	86.022	89.522	2.4565	18
11/23/90	08:35:00	-12.7777	345.0348	348.5348	3.761	18
11/23/90	10:05:00	-12.4198	353.6028	357.1028	3.4635	18
11/23/90	11:35:00	-12.6135	344.0988	347.5988	3.2425	18
11/23/90	13:05:00	-12.275	307.1844	310.6844	2.96	18
11/23/90	14:35:00	-12.967	227.97	231.47	1.8535	18
11/23/90	16:05:00	-10.103	340.9128	344.4128	3.4485	18
11/23/90	17:35:00	-12.0226	351.2412	354.7412	4.486	18

11/23/90	19:05:00	-12.6987	348.2208	351.7208	4.7685	18
11/23/90	20:35:00	-11.724	335.862	339.362	5.6	18
11/23/90	22:05:00	-11.3271	90.9684	94.4684	3.822	18
11/23/90	23:35:00	-11.6765	319.4892	322.9892	4.4095	18
11/24/90	01:05:00	-10.9097	123.2676	126.7676	4.1425	18
11/24/90	02:35:00	-10.2126	113.3244	116.8244	3.2575	18
11/24/90	04:05:00	-10.8281	105.5268	109.0268	3.8605	18
11/24/90	05:35:00	-10.6939	91.51559	95.01559	3.3795	18
11/24/90	07:05:00	-10.5483	102.9996	106.4996	4.1655	18
11/24/90	08:35:00	-9.9881	172.1592	175.6592	2.5175	18
11/24/90	10:05:00	-9.2807	349.8696	353.3696	3.4485	18
11/24/90	11:35:00	-8.48164	350.0892	353.5892	2.029	18
11/24/90	13:05:00	-7.30885	309.2724	312.7724	1.8385	18
11/24/90	14:35:00	-4.59116	351.9	355.4	2.0675	18
11/24/90	16:05:00	-8.18072	354.7584	358.2584	2.3345	18
11/24/90	17:35:00	-9.25805	330.0912	333.5912	1.7925	18
11/24/90	19:05:00	-9.37141	349.3728	352.8728	3.8605	18
11/24/90	20:35:00	-9.8907	138.1572	141.6572	4.3565	18
11/24/90	22:05:00	-10.23	260.0532	263.5532	4.196	18
11/24/90	23:35:00	-11.2031	119.2572	122.7572	1.1745	18
11/25/90	01:05:00	-11.5042	172.872	176.372	1.373	18
11/25/90	02:35:00	-11.6052	117.5004	121.0004	2.2735	18
11/25/90	04:05:00	-11.8494	125.4096	128.9096	2.2735	18
11/25/90	05:35:00	-11.5636	145.5156	149.0156	1.8155	18
11/25/90	07:05:00	-10.3974	331.5744	335.0744	2.0905	18
11/25/90	08:35:00	-11.7478	201.438	204.938	2.304	18
11/25/90	10:05:00	-11.2151	121.6188	125.1188	2.4335	18
11/25/90	11:35:00	-11.1915	145.188	148.688	2.487	18
11/25/90	13:05:00	-9.37141	225.3888	228.8888	2.121	18
11/25/90	14:35:00	-10.103	146.394	149.894	1.7775	18
11/25/90	16:05:00	-9.49656	188.9676	192.4676	2.2125	18
11/25/90	17:35:00	-10.057	336.2436	339.7436	2.2275	18
11/25/90	19:05:00	-10.5833	353.2212	356.7212	1.724	18
11/25/90	20:35:00	-10.103	320.094	323.594	3.2195	18
11/25/90	22:05:00	-10.0341	299.0016	302.5016	2.0675	18
11/25/90	23:35:00	-9.04314	327.51	331.01	2.388	18
11/26/90	01:05:00	-8.39785	339.3756	342.8756	2.388	18
11/26/90	02:35:00	-8.35327	337.4532	340.9532	5.3555	18
11/26/90	04:05:00	-7.84836	341.3556	344.8556	6.3935	18
11/26/90	05:35:00	-7.18294	341.3556	344.8556	7.309	18
11/26/90	07:05:00	-7.91469	354.6468	358.1468	3.006	18
11/26/90	08:35:00	-7.28157	307.6236	311.1236	1.7925	18
11/26/90	10:05:00	-7.09556	324.7632	328.2632	4.707	18
11/26/90	11:35:00	-5.8511	321.5232	325.0232	5.9355	18
11/26/90	13:05:00	-5.12035	289.0584	292.5584	6.3935	18
11/26/90	14:35:00	-4.92401	328.2804	331.7804	3.4635	18
11/26/90	16:05:00	-5.23735	302.2416	305.7416	2.754	18
11/26/90	17:35:00	-5.71735	295.65	299.15	4.6005	18
11/26/90	19:05:00	-6.23832	283.95	287.45	4.196	18
11/26/90	20:35:00	-6.23832	335.862	339.362	3.9595	18
11/26/90	22:05:00	-6.91544	273.348	276.848	6.63	18
11/26/90	23:35:00	-6.9865	272.1384	275.6384	6.8815	18

11/27/90	01:05:00	-6.81773	296.694	300.194	4.2875	18
11/27/90	02:35:00	-7.2213	280.4868	283.9868	8.1025	18
11/27/90	04:05:00	-7.23242	272.0268	275.5268	6.691	18
11/27/90	05:35:00	-7.23242	270.9828	274.4828	7.103	18
11/27/90	07:05:00	-7.09556	273.0168	276.5168	5.8135	18
11/27/90	08:35:00	-7.05191	277.9056	281.4056	6.7215	18
11/27/90	10:05:00	-7.09556	271.422	274.922	6.5765	18
11/27/90	11:35:00	-6.41095	288.18	291.68	5.5005	18
11/27/90	13:05:00	-5.92633	319.4892	322.9892	8.293	18
11/27/90	14:35:00	-5.26384	272.0268	275.5268	7.454	18
11/27/90	16:05:00	-6.48679	301.1436	304.6436	7.6445	18
11/27/90	17:35:00	-7.18294	321.2496	324.7496	3.7915	18
11/27/90	19:05:00	-6.40032	345.582	349.082	4.585	18
11/27/90	20:35:00	-5.02994	335.0916	338.5916	8.3315	18
11/27/90	22:05:00	-4.30167	317.4588	320.9588	10.727	18
11/27/90	23:35:00	-3.55332	334.98	338.48	13.344	18
11/28/90	01:05:00	-3.23589	291.0888	294.5888	6.6145	18
11/28/90	02:35:00	-4.30167	320.8104	324.3104	13.2675	18
11/28/90	04:05:00	-5.65845	298.1196	301.6196	9.781	18
11/28/90	05:35:00	-5.56214	296.9676	300.4676	12.2375	18
11/28/90	07:05:00	-6.22772	284.3892	287.8892	11.9475	18
11/28/90	08:35:00	-7.15034	291.0888	294.5888	9.72	18
11/28/90	10:05:00	-7.16646	281.916	285.416	8.2625	18
11/28/90	11:35:00	-5.80824	298.3968	301.8968	8.7355	18
11/28/90	13:05:00	-5.79771	290.6496	294.1496	5.577	18
11/28/90	14:35:00	-5.23735	312.1848	315.6848	7.7055	18
11/28/90	16:05:00	-6.53539	340.0344	343.5344	4.074	18
11/28/90	17:35:00	-6.88297	339.3756	342.8756	4.9745	18
11/28/90	19:05:00	-7.12849	353.4948	356.9948	4.074	18
11/28/90	20:35:00	-7.16646	334.1016	337.6016	2.594	18
11/28/90	22:05:00	-6.94828	348.7716	352.2716	6.6755	18
11/28/90	23:35:00	-7.58343	338.058	341.558	7.721	18
11/29/90	01:05:00	-8.26419	354.3732	357.8732	2.922	18
11/29/90	02:35:00	-8.32551	319.05	322.55	6.79	18
11/29/90	04:05:00	-8.71682	295.65	299.15	7.263	18
11/29/90	05:35:00	-10.4555	330.5304	334.0304	4.1195	18
11/29/90	07:05:00	-11.6586	276.1488	279.6488	5.8515	18
11/29/90	08:35:00	-12.3897	286.146	289.646	3.2195	18
11/29/90	10:05:00	-12.3473	352.3392	355.8392	3.0365	18
11/29/90	11:35:00	-12.3473	354.3732	357.8732	2.945	18
11/29/90	13:05:00	-11.9748	352.0656	355.5656	3.4865	18
11/29/90	14:35:00	-11.3445	109.5336	113.0336	5.4015	18
11/29/90	16:05:00	-11.3565	106.074	109.574	6.294	18
11/29/90	17:35:00	-11.6886	93.0564	96.5564	5.966	18
11/29/90	19:05:00	-12.1307	120.3012	123.8012	3.4635	18
11/29/90	20:35:00	-12.6624	260.3808	263.8808	2.403	18
11/29/90	22:05:00	-13.139	343.386	346.886	2.1665	18
11/29/90	23:35:00	-13.5653	344.6496	348.1496	2.029	18
11/30/90	01:05:00	-13.7953	354.2616	357.7616	3.0975	18
11/30/90	02:35:00	-13.0284	120.3012	123.8012	3.9825	18
11/30/90	04:05:00	-12.6016	318.7224	322.2224	3.929	18
11/30/90	05:35:00	-11.8792	334.4328	337.9328	2.2735	18

11/30/90	07:05:00	-11.867	298.89	302.39	7.5075	18
11/30/90	08:35:00	-11.9748	293.7276	297.2276	5.142	18
11/30/90	10:05:00	-11.4689	284.4972	287.9972	8.049	18
11/30/90	11:35:00	-10.5076	337.4532	340.9532	4.8445	18
11/30/90	13:05:00	-9.49656	289.332	292.832	4.7835	18
11/30/90	14:35:00	-9.31451	307.8432	311.3432	6.134	18
11/30/90	16:05:00	-9.22984	277.7976	281.2976	4.4095	18
11/30/90	17:35:00	-9.91363	299.88	303.38	9.323	18
11/30/90	19:05:00	-10.0111	280.764	284.264	6.4545	18
11/30/90	20:35:00	-10.1378	303.9444	307.4444	7.805	18
11/30/90	22:05:00	-9.99978	288.6192	292.1192	7.4845	18
11/30/90	23:35:00	-10.057	274.1148	277.6148	3.5475	18
12/01/90	01:05:00	-9.9595	354.042	357.542	3.0365	18
12/01/90	02:35:00	-9.64481	354.4812	357.9812	2.594	18
12/01/90	04:05:00	-9.38852	275.8176	279.3176	4.8445	18
12/01/90	05:35:00	-9.81036	311.3064	314.8064	3.8605	18
12/01/90	07:05:00	-10.2413	347.616	351.116	2.2735	18
12/01/90	08:35:00	-10.6066	313.614	317.114	4.6005	18
12/01/90	10:05:00	-11.8792	289.332	292.832	5.0735	18
12/01/90	11:35:00	-11.629	308.0628	311.5628	5.478	18
12/01/90	13:05:00	-11.9865	272.304	275.804	6.3325	18
12/01/90	14:35:00	-12.9979	289.0584	292.5584	6.2485	18
12/01/90	16:05:00	-12.4864	284.4972	287.9972	5.272	18
12/01/90	17:35:00	-13.5836	322.9524	326.4524	2.754	18
12/01/90	19:05:00	-14.7558	353.934	357.434	3.3035	18
12/01/90	20:35:00	-15.1026	336.1356	339.6356	3.9595	18
12/01/90	22:05:00	-15.1864	199.5696	203.0696	2.548	18
12/01/90	23:35:00	-15.1605	199.242	202.742	3.7915	18
12/02/90	01:05:00	-15.6677	122.3352	125.8352	4.341	18
12/02/90	02:35:00	-15.264	147.0564	150.5564	1.8995	18
12/02/90	04:05:00	-15.1864	347.3424	350.8424	2.0445	18
12/02/90	05:35:00	-15.6549	353.4948	356.9948	1.0295	18
12/02/90	07:05:00	-15.9836	353.934	357.434	1.7545	18
12/02/90	08:35:00	-15.2381	354.6468	358.1468	2.2125	18
12/02/90	10:05:00	-14.4436	328.9392	332.4392	3.082	18
12/02/90	11:35:00	-12.5046	117.666	121.166	3.7	18
12/02/90	13:05:00	-10.5833	116.676	120.176	4.1195	18
12/02/90	14:35:00	-9.58763	119.1492	122.6492	5.0885	18
12/02/90	16:05:00	-9.58763	128.0484	131.5484	8.9415	18
12/02/90	17:35:00	-7.84836	130.1904	133.6904	11.8255	18
12/02/90	19:05:00	-7.31998	136.782	140.282	11.8715	18
12/02/90	20:35:00	-6.31927	112.1184	115.6184	10.2845	18
12/02/90	22:05:00	-5.8511	94.482	97.982	12.459	18
12/02/90	23:35:00	-5.8511	101.1312	104.6312	12.741	18
12/03/90	01:05:00	-2.73341	114.9192	118.4192	12.123	18
12/03/90	02:35:00	-2.72291	120.906	124.406	9.651	18
12/03/90	04:05:00	-7.88133	122.0616	125.5616	12.253	18
12/03/90	05:35:00	-2.7954	132.552	136.052	11.8105	18
12/03/90	07:05:00	-2.75407	138.924	142.424	8.011	18
12/03/90	08:35:00	-2.15621	109.26	112.76	6.5535	18
12/03/90	10:05:00	-1.57161	127.1124	130.6124	6.5995	18
12/03/90	11:35:00	-0.9491	135.63	139.13	8.3925	18

12/03/90	13:05:00	-0.40053	154.9116	158.4116	8.804501	18
12/03/90	14:35:00	-0.72549	128.5416	132.0416	6.2485	18
12/03/90	16:05:00	-0.50722	97.99919	101.4992	7.263	18
12/03/90	17:35:00	-1.09694	111.402	114.902	6.2635	18
12/03/90	19:05:00	-1.33656	102.0096	105.5096	9.407001	18
12/03/90	20:35:00	-1.83264	265.6008	269.1008	5.02	18
12/03/90	22:05:00	-4.38575	280.1592	283.6592	9.9335	18
12/03/90	23:35:00	-6.21147	279.5004	283.0004	12.398	18
12/04/90	01:05:00	-7.27044	280.0476	283.5476	11.0245	18
12/04/90	02:35:00	-7.89257	306.0324	309.5324	10.6965	18
12/04/90	04:05:00	-8.64958	292.7376	296.2376	8.8805	18
12/04/90	05:35:00	-9.13345	312.9516	316.4516	5.2565	18
12/04/90	07:05:00	-9.34872	353.934	357.434	3.2805	18
12/04/90	08:35:00	-8.06973	320.9184	324.4184	2.3345	18
12/04/90	10:05:00	-8.06973	117.8856	121.3856	2.7695	18
12/04/90	11:35:00	-7.12849	131.2344	134.7344	3.189	18
12/04/90	13:05:00	-6.0175	262.6344	266.1344	2.647	18
12/04/90	14:35:00	-1.77119	194.958	198.458	1.4265	18
12/04/90	16:05:00	-3.43352	351.1332	354.6332	1.312	18
12/04/90	17:35:00	-7.27044	302.9544	306.4544	3.4485	18
12/04/90	19:05:00	-7.58343	339.4872	342.9872	1.869	18
12/04/90	20:35:00	-6.60035	339.8724	343.3724	3.082	18
12/04/90	22:05:00	-6.88297	331.9056	335.4056	1.8535	18
12/04/90	23:35:00	-5.75489	297.1332	300.6332	5.951	18
12/05/90	01:05:00	-5.79771	292.0788	295.5788	9.239	18
12/05/90	02:35:00	-6.12535	289.7712	293.2712	10.155	18
12/05/90	04:05:00	-5.80824	294.2748	297.7748	9.2925	18
12/05/90	05:35:00	-5.41808	273.8952	277.3952	5.9965	18
12/05/90	07:05:00	-4.57007	306.1404	309.6404	5.3175	18
12/05/90	08:35:00	-4.24898	313.0632	316.5632	6.6145	18
12/05/90	10:05:00	-2.64032	315.2052	318.7052	6.2105	18
12/05/90	11:35:00	-2.19193	331.0272	334.5272	5.905	18
12/05/90	13:05:00	-1.40314	302.2416	305.7416	6.5535	18
12/05/90	14:35:00	-1.23959	301.6908	305.1908	6.294	18
12/05/90	16:05:00	-1.30077	275.1588	278.6588	7.042	18
12/05/90	17:35:00	-2.21787	302.2416	305.7416	7.6065	18
12/05/90	19:05:00	-1.61251	303.066	306.566	7.4845	18
12/05/90	20:35:00	-1.66381	273.7872	277.2872	10.582	18
12/05/90	22:05:00	-1.67924	311.1948	314.6948	7.95	18
12/05/90	23:35:00	-1.54614	282.4668	285.9668	7.454	18
12/06/90	01:05:00	-1.27536	311.8536	315.3536	8.896	18
12/06/90	02:35:00	-1.20917	282.3552	285.8552	7.347	18
12/06/90	04:05:00	-1.1938	320.2056	323.7056	10.483	18
12/06/90	05:35:00	-1.15805	335.0916	338.5916	8.453501	18
12/06/90	07:05:00	-1.13768	302.2416	305.7416	8.98	18
12/06/90	08:35:00	-0.92376	307.1844	310.6844	9.177999	18
12/06/90	10:05:00	-0.76112	332.8956	336.3956	7.1485	18
12/06/90	11:35:00	-0.48195	335.862	339.362	6.134	18
12/06/90	13:05:00	-0.15752	345.6936	349.1936	5.951	18
12/06/90	14:35:00	-0.10678	327.51	331.01	9.6055	18
12/06/90	16:05:00	-0.29425	332.3448	335.8448	11.4975	18
12/06/90	17:35:00	-0.63927	316.0836	319.5836	12.6495	18

12/06/90	19:05:00	-0.48195	349.0992	352.5992	13.527	18
12/06/90	20:35:00	-0.5275	326.1924	329.6924	23.888	18
12/06/90	22:05:00	-0.63927	352.0656	355.5656	13.4355	18
12/06/90	23:35:00	-0.54778	345.0348	348.5348	8.98	18
12/07/90	01:05:00	-0.49192	324.378	327.878	11.116	18
12/07/90	02:35:00	-0.84242	332.3448	335.8448	6.752	18
12/07/90	04:05:00	-0.85275	291.366	294.866	7.0265	18
12/07/90	05:35:00	-1.46441	283.6188	287.1188	5.2335	18
12/07/90	07:05:00	-2.52162	310.428	313.928	5.0885	18
12/07/90	08:35:00	-3.10085	320.094	323.594	4.1195	18
12/07/90	10:05:00	-2.95582	172.1592	175.6592	2.0675	18
12/07/90	11:35:00	-3.05939	169.3044	172.8044	2.716	18
12/07/90	13:05:00	-3.38134	130.2984	133.7984	3.624	18
12/07/90	14:35:00	-3.13213	68.4468	71.9468	8.247499	18
12/07/90	16:05:00	-2.69718	59.49	62.99	10.6585	18
12/07/90	17:35:00	-2.71275	61.2504	64.7504	10.9025	18
12/07/90	19:05:00	-1.93009	111.6216	115.1216	10.9025	18
12/07/90	20:35:00	-1.60245	115.7436	119.2436	7.408	18
12/07/90	22:05:00	-0.88308	354.042	357.542	6.775	18
12/07/90	23:35:00	-0.83209	340.6392	344.1392	7.9805	18
12/08/90	01:05:00	-1.86354	340.7508	344.2508	10.811	18
12/08/90	02:35:00	-2.95582	347.7276	351.2276	10.826	18
12/08/90	04:05:00	-4.63334	318.3372	321.8372	7.2405	18
12/08/90	05:35:00	-5.68509	287.4636	290.9636	12.337	18
12/08/90	07:05:00	-5.49812	270.8748	274.3748	13.4355	18
12/08/90	08:35:00	-5.45023	279.6084	283.1084	9.467999	18
12/08/90	10:05:00	-5.58349	278.0172	281.5172	6.8815	18
12/08/90	11:35:00	-5.12035	278.4564	281.9564	5.638	18
12/08/90	13:05:00	-4.02861	302.8464	306.3464	5.89	18
12/08/90	14:35:00	-3.71501	317.844	321.344	3.021	18
12/08/90	16:05:00	-3.62609	348.1092	351.6092	1.976	18
12/08/90	17:35:00	-4.50686	332.0712	335.5712	2.609	18
12/08/90	19:05:00	-4.86572	354.6468	358.1468	3.7305	18
12/08/90	20:35:00	-4.42265	347.3424	350.8424	6.6755	18
12/08/90	22:05:00	-4.05506	341.6292	345.1292	5.966	18
12/08/90	23:35:00	-4.14921	352.5048	356.0048	4.5315	18
12/09/90	01:05:00	-4.05506	335.862	339.362	4.959	18
12/09/90	02:35:00	-4.60153	296.2548	299.7548	4.2265	18
12/09/90	04:05:00	-4.97713	296.9676	300.4676	5.7145	18
12/09/90	05:35:00	-5.12035	298.7244	302.2244	4.501	18
12/09/90	07:05:00	-5.24781	322.128	325.628	7.0875	18
12/09/90	08:35:00	-5.71735	298.1196	301.6196	4.7455	18
12/09/90	10:05:00	-6.08762	334.6524	338.1524	3.4025	18
12/09/90	11:35:00	-5.51945	309.9852	313.4852	2.3345	18
12/09/90	13:05:00	-4.24898	115.2468	118.7468	2.945	18
12/09/90	14:35:00	-4.81302	353.6028	357.1028	2.0065	18
12/09/90	16:05:00	-5.06713	109.6992	113.1992	2.2735	18
12/09/90	17:35:00	-5.60485	353.934	357.434	2.8305	18
12/09/90	19:05:00	-5.71735	118.1052	121.6052	3.021	18
12/09/90	20:35:00	-5.76541	126.6732	130.1732	3.7305	18
12/09/90	22:05:00	-5.57299	275.1588	278.6588	1.915	18
12/09/90	23:35:00	-6.60035	118.1052	121.6052	0.8695	18

12/10/90	01:05:00	-6.75789	117.8856	121.3856	1.6935	18
12/10/90	02:35:00	-6.25457	128.5416	132.0416	1.3275	18
12/10/90	04:05:00	-6.1684	337.014	340.514	1.915	18
12/10/90	05:35:00	-6.65472	256.7556	260.2556	1.457	18
12/10/90	07:05:00	-6.94828	230.8824	234.3824	3.1355	18
12/10/90	08:35:00	-7.2543	110.9628	114.4628	2.8455	18
12/10/90	10:05:00	-7.29808	100.692	104.192	3.3035	18
12/10/90	11:35:00	-8.40919	213.2496	216.7496	2.4565	18
12/10/90	13:05:00	-7.83713	255.9312	259.4312	1.3885	18
12/10/90	14:35:00	-7.67149	342.396	345.896	1.8385	18
12/10/90	16:05:00	-7.47353	127.6632	131.1632	1.8385	18
12/10/90	17:35:00	-9.52491	123.3792	126.8792	3.021	18
12/10/90	19:05:00	-9.54767	65.808	69.308	3.761	18
12/10/90	20:35:00	-9.66164	68.7204	72.2204	3.578	18
12/10/90	22:05:00	-9.8907	73.116	76.616	4.0205	18
12/10/90	23:35:00	-10.2587	68.4468	71.9468	3.8605	18
12/11/90	01:05:00	-10.5483	99.9216	103.4216	3.563	18
12/11/90	02:35:00	-10.5076	109.9764	113.4764	2.7005	18
12/11/90	04:05:00	-11.1561	83.1672	86.6672	2.2275	18
12/11/90	05:35:00	-9.8907	163.7532	167.2532	3.021	18
12/11/90	07:05:00	-9.99978	120.906	124.406	2.5175	18
12/11/90	08:35:00	-9.22984	146.6136	150.1136	5.5005	18
12/11/90	10:05:00	-7.23242	153.0972	156.5972	6.691	18
12/11/90	11:35:00	-6.83947	200.0664	203.5664	5.7755	18
12/11/90	13:05:00	-5.82967	167.2164	170.7164	5.684	18
12/11/90	14:35:00	-6.47048	217.314	220.814	6.9045	18
12/11/90	16:05:00	-6.57336	240.1668	243.6668	2.2275	18
12/11/90	17:35:00	-8.8685	179.19	182.69	6.027	18
12/11/90	19:05:00	-7.87046	354.3732	357.8732	6.2485	18
12/11/90	20:35:00	-7.48433	141.6168	145.1168	4.9285	18
12/11/90	22:05:00	-7.71557	127.224	130.724	6.775	18
12/11/90	23:35:00	-7.96983	122.7744	126.2744	8.209	18
12/12/90	01:05:00	-7.51746	127.9368	131.4368	8.926499	18
12/12/90	02:35:00	-6.51374	128.8152	132.3152	8.3315	18x
12/12/90	04:05:00	-6.36244	127.5516	131.0516	9.239	18
12/12/90	05:35:00	-7.23242	142.9884	146.4884	8.835	18
12/12/90	07:05:00	-7.35267	134.3664	137.8664	8.7355	18
12/12/90	08:35:00	-6.91544	126.7848	130.2848	5.211	18
12/12/90	10:05:00	-6.65472	162.8748	166.3748	5.455	18
12/12/90	11:35:00	-6.88297	246.4308	249.9308	4.8445	18
12/12/90	13:05:00	-6.22772	212.7564	216.2564	3.685	18
12/12/90	14:35:00	-5.23735	341.1324	344.6324	1.617	18
12/12/90	16:05:00	-5.98017	341.1324	344.6324	3.3645	18
12/12/90	17:35:00	-7.42422	265.7124	269.2124	3.4025	18
12/12/90	19:05:00	-8.13084	292.0788	295.5788	4.242	18
12/12/90	20:35:00	-8.52083	346.3524	349.8524	3.189	18
12/12/90	22:05:00	-8.68888	329.598	333.098	4.501	18
12/12/90	23:35:00	-7.88133	338.2776	341.7776	3.624	18
12/13/90	01:05:00	-7.68811	343.386	346.886	2.1665	18
12/13/90	02:35:00	-7.66066	336.1356	339.6356	5.0505	18
12/13/90	04:05:00	-7.18294	347.4504	350.9504	3.0975	18
12/13/90	05:35:00	-6.10913	355.1436	358.6436	3.7915	18

12/13/90	07:05:00	-5.71735	346.572	350.072	3.2195	18
12/13/90	08:35:00	-4.89763	348.9912	352.4912	3.7	18
12/13/90	10:05:00	-4.4858	341.5176	345.0176	5.8135	18
12/13/90	11:35:00	-4.16503	353.8224	357.3224	3.8605	18
12/13/90	13:05:00	-3.46968	350.5284	354.0284	5.272	18
12/13/90	14:35:00	-3.26687	342.1764	345.6764	7.042	18
12/13/90	16:05:00	-3.50108	329.2668	332.7668	5.699	18
12/13/90	17:35:00	-4.04441	300.2652	303.7652	7.591	18
12/13/90	19:05:00	-5.16281	279.0612	282.5612	10.0785	18
12/13/90	20:35:00	-6.78495	278.2908	281.7908	7.309	18
12/13/90	22:05:00	-7.84836	305.7012	309.2012	4.074	18
12/13/90	23:35:00	-8.28645	341.6292	345.1292	2.4565	18
12/14/90	01:05:00	-10.5076	354.3732	357.8732	3.4635	18
12/14/90	02:35:00	-10.3341	67.4028	70.9028	3.9595	18
12/14/90	04:05:00	-10.5369	72.5652	76.0652	4.2265	18
12/14/90	05:35:00	-10.6412	113.9292	117.4292	4.0205	18
12/14/90	07:05:00	-10.4555	94.97881	98.47881	3.822	18
12/14/90	08:35:00	-10.6066	78.1128	81.6128	3.8605	18
12/14/90	10:05:00	-10.1491	73.9368	77.4368	3.9825	18
12/14/90	11:35:00	-9.78186	65.808	69.308	3.1205	18
12/14/90	13:05:00	-9.71891	110.9628	114.4628	2.388	18
12/14/90	14:35:00	-9.11641	120.906	124.406	2.029	18
12/14/90	16:05:00	-8.64958	178.8624	182.3624	1.6935	18
12/14/90	17:35:00	-10.0917	85.3632	88.8632	2.7005	18
12/14/90	19:05:00	-9.66164	346.572	350.072	2.1665	18
12/14/90	20:35:00	-10.0917	328.9392	332.4392	2.403	18
12/14/90	22:05:00	-10.8805	353.6028	357.1028	2.8305	18
12/14/90	23:35:00	-10.6939	129.4776	132.9776	2.4715	18
12/15/90	01:05:00	-10.6412	353.8224	357.3224	2.4335	18
12/15/90	02:35:00	-11.7478	354.042	357.542	3.563	18
12/15/90	04:05:00	-11.9748	353.8224	357.3224	4.196	18
12/15/90	05:35:00	-13.3174	161.064	164.564	2.2275	18
12/15/90	07:05:00	-13.0409	161.3916	164.8916	2.815	18
12/15/90	08:35:00	-13.2003	137.3868	140.8868	3.2425	18
12/15/90	10:05:00	-13.5157	170.4024	173.9024	2.3345	18
12/15/90	11:35:00	-12.7777	153.9216	157.4216	3.685	18
12/15/90	13:05:00	-11.168	163.5336	167.0336	2.632	18
12/15/90	14:35:00	-10.5369	181.7712	185.2712	2.1515	18
12/15/90	16:05:00	-10.8924	340.7508	344.2508	2.304	18
12/15/90	17:35:00	-11.0679	340.0344	343.5344	2.0445	18
12/15/90	19:05:00	-11.0152	306.0324	309.5324	3.067	18
12/15/90	20:35:00	-10.4555	144.252	147.752	4.1045	18
12/15/90	22:05:00	-10.2587	149.0328	152.5328	4.898	18
12/15/90	23:35:00	-10.0917	150.462	153.962	3.5015	18
12/16/90	01:05:00	-9.2807	233.136	236.636	4.0585	18
12/16/90	02:35:00	-9.05461	232.8048	236.3048	4.0585	18
12/16/90	04:05:00	-8.69991	137.7144	141.2144	4.0205	18
12/16/90	05:35:00	-7.80962	156.7224	160.2224	3.1585	18
12/16/90	07:05:00	-7.35267	122.6628	126.1628	3.746	18
12/16/90	08:35:00	-6.62202	339.5952	343.0952	4.486	18
12/16/90	10:05:00	-5.71735	345.582	349.082	3.6465	18
12/16/90	11:35:00	-4.60153	348.9912	352.4912	3.4025	18

12/16/90	13:05:00	-4.02861	297.3528	300.8528	3.6085	18
12/16/90	14:35:00	-3.91881	350.9136	354.4136	5.3555	18
12/16/90	16:05:00	-4.22282	348.2208	351.7208	3.189	18
12/16/90	17:35:00	-3.71501	337.6188	341.1188	6.363	18
12/16/90	19:05:00	-3.38134	291.474	294.974	7.5455	18
12/16/90	20:35:00	-2.71275	301.6908	305.1908	5.272	18
12/16/90	22:05:00	-2.71275	276.534	280.034	9.5065	18
12/16/90	23:35:00	-2.73341	301.3092	304.8092	10.6965	18
12/17/90	01:05:00	-2.40812	294.2748	297.7748	13.0085	18
12/17/90	02:35:00	-2.77473	290.322	293.822	10.7575	18
12/17/90	04:05:00	-3.83518	307.4616	310.9616	9.163	18
12/17/90	05:35:00	-4.27515	329.9832	333.4832	10.025	18
12/17/90	07:05:00	-5.46071	289.0584	292.5584	10.155	18
12/17/90	08:35:00	-5.96926	281.8044	285.3044	6.2485	18
12/17/90	10:05:00	-6.86122	301.5828	305.0828	2.388	18
12/17/90	11:35:00	-6.34085	268.5672	272.0672	3.0365	18
12/17/90	13:05:00	-6.31927	332.2332	335.7332	4.8445	18
12/17/90	14:35:00	-9.32604	343.4976	346.9976	4.0205	18
12/17/90	16:05:00	-11.5162	353.8224	357.3224	3.4025	18
12/17/90	17:35:00	-14.4814	351.2412	354.7412	3.5245	18
12/17/90	19:05:00	-15.5174	354.4812	357.9812	7.7515	18
12/17/90	20:35:00	-16.6232	355.2516	358.7516	7.4845	18
12/17/90	22:05:00	-17.7496	354.7584	358.2584	9.72	18
12/17/90	23:35:00	-18.4296	274.7196	278.2196	8.705	18
12/18/90	01:05:00	-19.6567	353.6028	357.1028	6.4545	18
12/18/90	02:35:00	-19.7523	343.9368	347.4368	9.346	18
12/18/90	04:05:00	-20.1905	57.9528	61.4528	10.2845	18
12/18/90	05:35:00	-20.4461	354.4812	357.9812	11.9785	18
12/18/90	07:05:00	-20.6733	309.2724	312.7724	10.2995	18
12/18/90	08:35:00	-20.8717	350.9136	354.4136	11.4975	18
12/18/90	10:05:00	-20.2357	63.2268	66.7268	13.657	18
12/18/90	11:35:00	-19.3707	346.464	349.964	17.5175	18
12/18/90	13:05:00	-19.5245	76.7412	80.2412	13.4355	18
12/18/90	14:35:00	-20.6504	61.1388	64.6388	14.229	18
12/18/90	16:05:00	-20.4307	54.5472	58.0472	13.718	18
12/18/90	17:35:00	-20.3183	50.3712	53.8712	11.612	18
12/18/90	19:05:00	-20.3858	56.8008	60.3008	10.3835	18
12/18/90	20:35:00	-19.6934	44.8776	48.3776	10.17	18
12/18/90	22:05:00	-20.0262	47.0772	50.5772	9.361501	18
12/18/90	23:35:00	-17.2058	88.3872	91.8872	10.483	18
12/19/90	01:05:00	-17.0013	335.97	339.47	10.2845	18
12/19/90	02:35:00	-16.771	351.1332	354.6332	11.7645	18
12/19/90	04:05:00	-19.0735	347.0112	350.5112	2.403	18
12/19/90	05:35:00	-18.8002	335.862	339.362	2.403	18
12/19/90	07:05:00	-18.2389	351.9	355.4	1.358	18
12/19/90	08:35:00	-13.5962	334.5408	338.0408	4.6005	18
12/19/90	10:05:00	-11.3859	324.7632	328.2632	3.204	18
12/19/90	11:35:00	-12.2509	339.8724	343.3724	3.9825	18
12/19/90	13:05:00	-8.90796	328.554	332.054	5.2565	18
12/19/90	14:35:00	-11.4568	336.5748	340.0748	2.4335	18
12/19/90	16:05:00	-10.5076	223.2468	226.7468	2.8305	18
12/19/90	17:35:00	-9.73015	272.6316	276.1316	5.699	18

12/19/90	19:05:00	-9.63322	114.2028	117.7028	7.8505	18
12/19/90	20:35:00	-10.7519	354.6468	358.1468	6.79	18
12/19/90	22:05:00	-10.6066	350.9136	354.4136	7.7055	18
12/19/90	23:35:00	-9.86779	62.0172	65.5172	9.224	18
12/20/90	01:05:00	-10.1721	81.9036	85.4036	7.7665	18
12/20/90	02:35:00	-11.4216	317.1276	320.6276	7.263	18
12/20/90	04:05:00	-11.2973	337.1256	340.6256	6.851	18
12/20/90	05:35:00	-11.9626	353.4948	356.9948	2.487	18
12/20/90	07:05:00	-11.8135	187.2648	190.7648	2.7005	18
12/20/90	08:35:00	-11.2502	331.0272	334.5272	2.2125	18
12/20/90	10:05:00	-10.7286	145.9548	149.4548	1.6555	18
12/20/90	11:35:00	-10.1952	148.428	151.928	2.403	18
12/20/90	13:05:00	-10.5947	181.332	184.832	1.6705	18
12/20/90	14:35:00	-10.3341	253.6812	257.1812	1.358	18
12/20/90	16:05:00	-10.8395	266.4252	269.9252	1.6325	18
12/20/90	17:35:00	-11.2502	296.0892	299.5892	2.0905	18
12/20/90	19:05:00	-11.4568	178.2576	181.7576	1.7395	18
12/20/90	20:35:00	-11.0679	335.862	339.362	2.0675	18
12/20/90	22:05:00	-8.72822	224.1828	227.6828	1.617	18
12/20/90	23:35:00	-9.00913	354.6468	358.1468	0.9	18
12/21/90	01:05:00	-8.6103	263.952	267.452	1.0145	18
12/21/90	02:35:00	-8.95298	252.6912	256.1912	1.48	18
12/21/90	04:05:00	-8.33646	229.5108	233.0108	1.373	18
12/21/90	05:35:00	-9.52491	227.7504	231.2504	0.923	18
12/21/90	07:05:00	-10.0111	225.2808	228.7808	0.8695	18
12/21/90	08:35:00	-10.08	273.1824	276.6824	1.8995	18
12/21/90	10:05:00	-10.7695	258.4584	261.9584	1.495	18
12/21/90	11:35:00	-12.3232	344.6496	348.1496	2.8915	18
12/21/90	13:05:00	-10.5483	252.3636	255.8636	0.8695	18
12/21/90	14:35:00	-9.24098	329.598	333.098	3.1355	18
12/21/90	16:05:00	-10.3049	309.7116	313.2116	2.922	18
12/21/90	17:35:00	-10.8162	305.208	308.708	2.815	18
12/21/90	19:05:00	-10.9331	320.8104	324.3104	2.815	18
12/21/90	20:35:00	-11.2151	338.6088	342.1088	1.297	18
12/21/90	22:05:00	-11.3743	334.5408	338.0408	1.358	18
12/21/90	23:35:00	-11.5636	354.2616	357.7616	1.144	18
12/22/90	01:05:00	-11.8909	353.6028	357.1028	0.885	18
12/22/90	02:35:00	-11.5042	347.0112	350.5112	0.9685	18
12/22/90	04:05:00	-9.9595	267.7968	271.2968	1.3275	18
12/22/90	05:35:00	-9.22984	354.978	358.478	0.7475	18
12/22/90	07:05:00	-6.81773	339.3756	342.8756	1.3885	18
12/22/90	08:35:00	-6.1684	239.8356	243.3356	1.556	18
12/22/90	10:05:00	-5.98017	339.3756	342.8756	1.915	18
12/22/90	11:35:00	-5.06713	341.5176	345.0176	2.7695	18
12/22/90	13:05:00	-4.26482	267.4152	270.9152	1.8535	18
12/22/90	14:35:00	-4.38575	197.8128	201.3128	1.6705	18
12/22/90	16:05:00	-4.38575	115.9632	119.4632	3.1205	18
12/22/90	17:35:00	-4.60153	106.8984	110.3984	2.2735	18
12/22/90	19:05:00	-6.09819	298.2312	301.7312	2.121	18
12/22/90	20:35:00	-6.86122	109.9764	113.4764	3.082	18
12/22/90	22:05:00	-6.45417	101.3508	104.8508	2.609	18
12/22/90	23:35:00	-8.01413	201.438	204.938	2.487	18

12/23/90	01:05:00	-7.05191	200.6712	204.1712	2.121	18
12/23/90	02:35:00	-7.05191	350.0892	353.5892	1.9455	18
12/23/90	04:05:00	-7.88133	304.6572	308.1572	2.754	18
12/23/90	05:35:00	-7.53944	341.244	344.744	3.746	18
12/23/90	07:05:00	-7.7984	321.2496	324.7496	3.6085	18
12/23/90	08:35:00	-7.19405	341.244	344.744	3.3185	18
12/23/90	10:05:00	-7.12849	343.9368	347.4368	3.578	18
12/23/90	11:35:00	-6.44354	319.1616	322.6616	5.9965	18
12/23/90	13:05:00	-5.82967	320.8104	324.3104	6.3935	18
12/23/90	14:35:00	-4.90839	254.9988	258.4988	5.516	18
12/23/90	16:05:00	-5.00874	268.6788	272.1788	5.3555	18
12/23/90	17:35:00	-5.45023	269.226	272.726	7.576	18
12/23/90	19:05:00	-5.54639	315.2052	318.7052	4.8295	18
12/23/90	20:35:00	-5.71735	319.05	322.55	2.365	18
12/23/90	22:05:00	-5.37548	339.4872	342.9872	1.541	18
12/23/90	23:35:00	-5.07791	254.2284	257.7284	1.4265	18
12/24/90	01:05:00	-4.3961	336.4092	339.9092	1.8535	18
12/24/90	02:35:00	-4.1389	289.4436	292.9436	1.068	18
12/24/90	04:05:00	-4.59116	288.8928	292.3928	1.251	18
12/24/90	05:35:00	-4.85531	284.994	288.494	0.7625	18
12/24/90	07:05:00	-5.58349	352.7244	356.2244	0.8085	18
12/24/90	08:35:00	-5.76541	185.1768	188.6768	1.091	18
12/24/90	10:05:00	-5.91578	257.1408	260.6408	0.999	18
12/24/90	11:35:00	-5.16281	172.4904	175.9904	0.6255	18
12/24/90	13:05:00	-4.35404	148.5936	152.0936	1.0145	18
12/24/90	14:35:00	-3.68354	246.5928	250.0928	1.8385	18
12/24/90	16:05:00	-3.52702	277.578	281.078	1.8535	18
12/24/90	17:35:00	-4.43818	351.6804	355.1804	1.8155	18
12/24/90	19:05:00	-4.21216	272.7432	276.2432	2.1895	18
12/24/90	20:35:00	-4.21216	278.2908	281.7908	4.4095	18
12/24/90	22:05:00	-4.55936	285.102	288.602	2.815	18
12/24/90	23:35:00	-4.05506	304.5492	308.0492	5.966	18
12/25/90	01:05:00	-3.97095	292.7376	296.2376	7.1485	18
12/25/90	02:35:00	-3.9291	268.3476	271.8476	7.6065	18
12/25/90	04:05:00	-3.80367	272.304	275.804	4.959	18
12/25/90	05:35:00	-3.68354	334.6524	338.1524	3.006	18
12/25/90	07:05:00	-3.48026	327.2364	330.7364	3.021	18
12/25/90	08:35:00	-3.56357	322.236	325.736	2.716	18
12/25/90	10:05:00	-3.75128	333.4968	336.9968	2.365	18
12/25/90	11:35:00	-3.09065	344.8692	348.3692	1.869	18
12/25/90	13:05:00	-2.55779	327.8412	331.3412	1.6935	18
12/25/90	14:35:00	-2.01214	350.0892	353.5892	2.8455	18
12/25/90	16:05:00	-2.17676	312.7896	316.2896	1.129	18
12/25/90	17:35:00	-3.68354	332.2332	335.7332	2.304	18
12/25/90	19:05:00	-3.88727	302.4072	305.9072	2.388	18
12/25/90	20:35:00	-4.35404	302.9544	306.4544	3.021	18
12/25/90	22:05:00	-4.40679	254.1204	257.6204	3.624	18
12/25/90	23:35:00	-4.30167	297.5724	301.0724	5.1115	18
12/26/90	01:05:00	-4.30167	312.4584	315.9584	7.393	18
12/26/90	02:35:00	-4.12824	264.6108	268.1108	7.309	18
12/26/90	04:05:00	-3.83518	268.128	271.628	8.6745	18
12/26/90	05:35:00	-3.5844	308.502	312.002	8.629	18

12/26/90	07:05:00	-3.595	311.634	315.134	5.531	18
12/26/90	08:35:00	-3.60525	302.8464	306.3464	8.247499	18
12/26/90	10:05:00	-3.54273	298.5048	302.0048	6.027	18
12/26/90	11:35:00	-2.9402	275.3784	278.8784	8.5295	18
12/26/90	13:05:00	-2.46486	273.1824	276.6824	12.337	18
12/26/90	14:35:00	-2.89881	283.5108	287.0108	11.2155	18
12/26/90	16:05:00	-3.21513	265.986	269.486	9.6055	18
12/26/90	17:35:00	-3.83518	279.72	283.22	11.391	18
12/26/90	19:05:00	-4.38575	306.7452	310.2452	10.887	18
12/26/90	20:35:00	-5.06713	292.7376	296.2376	4.9895	18
12/26/90	22:05:00	-5.17883	256.2624	259.7624	3.4025	18
12/26/90	23:35:00	-5.39678	311.4144	314.9144	1.869	18
12/27/90	01:05:00	-5.19485	330.642	334.142	3.6465	18
12/27/90	02:35:00	-7.31998	350.694	354.194	5.638	18
12/27/90	04:05:00	-9.79911	351.1332	354.6332	6.5535	18
12/27/90	05:35:00	-11.1915	354.6468	358.1468	10.361	18
12/27/90	07:05:00	-13.5157	354.2616	357.7616	8.8655	18
12/27/90	08:35:00	-14.38	56.9088	60.4088	15.8845	18
12/27/90	10:05:00	-17.4868	63.612	67.112	14.4275	18
12/27/90	11:35:00	-18.6928	67.5648	71.0648	16.93	18
12/27/90	13:05:00	-19.9746	352.3392	355.8392	20.0655	18
12/27/90	14:35:00	-20.5521	353.4948	356.9948	17.159	18
12/27/90	16:05:00	-20.8562	354.2616	357.7616	11.2535	18
12/27/90	17:35:00	-22.6043	335.862	339.362	14.3205	18
12/27/90	19:05:00	-23.2857	347.7276	351.2276	12.6345	18
12/27/90	20:35:00	-21.9227	81.9036	85.4036	13.405	18
12/27/90	22:05:00	-22.3618	60.8652	64.3652	14.87	18
12/27/90	23:35:00	-19.0589	60.7536	64.2536	16.0755	18
12/28/90	01:05:00	-17.8886	65.97359	69.47359	10.2845	18
12/28/90	02:35:00	-17.8886	335.3652	338.8652	9.9185	18
12/28/90	04:05:00	-20.8407	289.4436	292.9436	7.3625	18
12/28/90	05:35:00	-19.3416	353.3832	356.8832	7.454	18
12/28/90	07:05:00	-18.8791	353.2212	356.7212	4.654	18
12/28/90	08:35:00	-19.9965	263.7324	267.2324	1.358	18
12/28/90	10:05:00	-20.7721	307.8432	311.3432	2.1055	18
12/28/90	11:35:00	-19.4219	352.7244	356.2244	2.945	18
12/28/90	13:05:00	-18.6573	252.0864	255.5864	1.457	18
12/28/90	14:35:00	-15.4785	146.5056	150.0056	1.411	18
12/28/90	16:05:00	-14.7302	178.8624	182.3624	2.1515	18
12/28/90	17:35:00	-12.8269	353.6028	357.1028	3.1355	18
12/28/90	19:05:00	-12.9979	214.5132	218.0132	3.8985	18
12/28/90	20:35:00	-12.2509	121.896	125.396	2.876	18
12/28/90	22:05:00	-12.0706	353.3832	356.8832	1.3885	18
12/28/90	23:35:00	-13.0409	267.5232	271.0232	0.999	18
12/29/90	01:05:00	-13.0409	341.9568	345.4568	0.7475	18
12/29/90	02:35:00	-12.8269	303.9444	307.4444	2.548	18
12/29/90	04:05:00	-12.6501	312.57	316.07	3.2425	18
12/29/90	05:35:00	-11.8135	345.474	348.974	3.433	18
12/29/90	07:05:00	-10.23	345.6936	349.1936	4.181	18
12/29/90	08:35:00	-9.59884	353.3832	356.8832	3.5015	18
12/29/90	10:05:00	-10.5601	306.7452	310.2452	6.294	18
12/29/90	11:35:00	-8.69991	286.254	289.754	4.7455	18

12/29/90	13:05:00	-7.16646	333.4968	336.9968	6.149	18
12/29/90	14:35:00	-6.08762	331.1928	334.6928	5.2335	18
12/29/90	16:05:00	-6.65472	354.3732	357.8732	3.8605	18
12/29/90	17:35:00	-8.14758	281.916	285.416	2.0675	18
12/29/90	19:05:00	-8.20295	310.428	313.928	2.3495	18
12/29/90	20:35:00	-8.40919	290.2104	293.7104	2.7005	18
12/29/90	22:05:00	-8.18072	247.1436	250.6436	1.4265	18
12/29/90	23:35:00	-8.28645	271.2024	274.7024	3.7305	18
12/30/90	01:05:00	-8.95298	334.5408	338.0408	1.358	18
12/30/90	02:35:00	-8.73925	335.0916	338.5916	1.358	18
12/30/90	04:05:00	-9.08828	284.6628	288.1628	0.7475	18
12/30/90	05:35:00	-9.64481	247.5828	251.0828	0.923	18
12/30/90	07:05:00	-9.9595	284.8824	288.3824	0.16	18
12/30/90	08:35:00	-10.5601	284.994	288.494	2.4335	18
12/30/90	10:05:00	-10.9331	291.8592	295.3592	1.2665	18
12/30/90	11:35:00	-10.8629	353.4948	356.9948	1.991	18
12/30/90	13:05:00	-10.3803	249.5052	253.0052	1.7775	18
12/30/90	14:35:00	-10.0457	307.8432	311.3432	1.7545	18
12/30/90	16:05:00	-10.9331	354.6468	358.1468	1.869	18
12/30/90	17:35:00	-11.4568	319.05	322.55	3.082	18
12/30/90	19:05:00	-12.6624	352.944	356.444	2.8305	18
12/30/90	20:35:00	-12.4681	320.9184	324.4184	3.6085	18
12/30/90	22:05:00	-13.0899	327.1248	330.6248	2.632	18
12/30/90	23:35:00	-12.7961	330.75	334.25	4.8445	18
12/31/90	01:05:00	-15.6219	354.2616	357.7616	3.1585	18
12/31/90	02:35:00	-14.7302	353.3832	356.8832	6.8665	18
12/31/90	04:05:00	-15.264	344.2104	347.7104	10.2995	18
12/31/90	05:35:00	-16.3953	350.5284	354.0284	4.547	18
12/31/90	07:05:00	-16.6095	351.792	355.292	3.021	18
12/31/90	08:35:00	-16.2551	353.8224	357.3224	9.758	18
12/31/90	10:05:00	-16.7171	342.8388	346.3388	11.612	18
12/31/90	11:35:00	-16.7847	303.7788	307.2788	3.334	18
12/31/90	13:05:00	-14.9094	317.844	321.344	3.822	18
12/31/90	14:35:00	-15.9438	322.9524	326.4524	5.9355	18
12/31/90	16:05:00	-15.8777	341.5176	345.0176	5.8515	18
12/31/90	17:35:00	-16.8725	333.828	337.328	5.211	18
12/31/90	19:05:00	-17.1646	308.9988	312.4988	8.98	18
12/31/90	20:35:00	-17.4525	83.0556	86.5556	10.216	18
12/31/90	22:05:00	-17.6043	126.6732	130.1732	8.9415	18
12/31/90	23:35:00	-17.6388	354.3732	357.8732	9.6665	18
01/01/91	01:05:00	-18.0704	70.5312	74.0312	11.299	18
01/01/91	02:35:00	-17.1307	348.5484	352.0484	6.8665	18
01/01/91	04:05:00	-17.8329	353.6028	357.1028	3.3035	18
01/01/91	05:35:00	-18.6003	347.3424	350.8424	2.876	18
01/01/91	07:05:00	-19.0735	350.5284	354.0284	3.067	18
01/01/91	08:35:00	-18.267	354.6468	358.1468	2.4715	18
01/01/91	10:05:00	-19.5538	351.2412	354.7412	2.3495	18
01/01/91	11:35:00	-18.7284	226.1052	229.6052	2.0905	18
01/01/91	13:05:00	-17.8886	244.6164	248.1164	2.388	18
01/01/91	14:35:00	-17.2331	226.5444	230.0444	2.0445	18
01/01/91	16:05:00	-16.569	344.0988	347.5988	6.981	18
01/01/91	17:35:00	-16.3219	140.958	144.458	2.029	18

01/01/91	19:05:00	-15.9175	179.7948	183.2948	5.9355	18
01/01/91	20:35:00	-15.7597	315.5364	319.0364	6.92	18
01/01/91	22:05:00	-14.8451	129.258	132.758	8.049	18
01/01/91	23:35:00	-15.3873	123.2676	126.7676	8.407499	18
01/02/91	01:05:00	-15.3677	151.7796	155.2796	6.92	18
01/02/91	02:35:00	-14.4814	305.5356	309.0356	4.913	18
01/02/91	04:05:00	-14.14	171.666	175.166	4.6845	18
01/02/91	05:35:00	-12.7534	347.3424	350.8424	6.149	18
01/02/91	07:05:00	-13.8453	169.7436	173.2436	5.6	18
01/02/91	08:35:00	-12.9245	190.1232	193.6232	8.6135	18
01/02/91	10:05:00	-13.8641	208.3068	211.8068	9.224	18
01/02/91	11:35:00	-12.967	153.81	157.31	4.9745	18
01/02/91	13:05:00	-11.6469	178.4772	181.9772	6.05	18
01/02/91	14:35:00	-10.1721	208.4148	211.9148	1.5715	18
01/02/91	16:05:00	-10.2413	349.4844	352.9844	5.684	18
01/02/91	17:35:00	-10.7405	341.7948	345.2948	1.5715	18
01/02/91	19:05:00	-10.5947	354.2616	357.7616	1.2665	18
01/02/91	20:35:00	-9.84489	353.6028	357.1028	2.121	18
01/02/91	22:05:00	-9.18459	347.7276	351.2276	1.8535	18
01/02/91	23:35:00	-11.5042	352.6164	356.1164	2.0445	18
01/03/91	01:05:00	-12.1307	354.3732	357.8732	1.5105	18
01/03/91	02:35:00	-11.552	351.792	355.292	3.006	18
01/03/91	04:05:00	-11.7478	348.3288	351.8288	1.5715	18
01/03/91	05:35:00	-11.5815	354.7584	358.2584	3.6085	18
01/03/91	07:05:00	-11.3859	353.6028	357.1028	2.0905	18
01/03/91	08:35:00	-11.4216	350.0892	353.5892	2.2885	18
01/03/91	10:05:00	-9.91363	348.1092	351.6092	3.7305	18
01/03/91	11:35:00	-8.21971	310.8672	314.3672	4.707	18
01/03/91	13:05:00	-7.09556	333.9936	337.4936	9.018001	18
01/03/91	14:35:00	-8.78414	353.4948	356.9948	1.6705	18
01/03/91	16:05:00	-7.96983	330.9156	334.4156	2.2735	18
01/03/91	17:35:00	-8.52083	323.9388	327.4388	1.915	18
01/03/91	19:05:00	-8.39785	97.99919	101.4992	1.976	18
01/03/91	20:35:00	-8.15851	117.5004	121.0004	2.754	18
01/03/91	22:05:00	-8.01413	116.676	120.176	6.416501	18
01/03/91	23:35:00	-7.77632	123.5448	127.0448	5.333	18
01/04/91	01:05:00	-6.62202	118.9296	122.4296	3.334	18
01/04/91	02:35:00	-7.18294	156.1752	159.6752	5.1725	18
01/04/91	04:05:00	-6.74685	88.4952	91.9952	2.2885	18
01/04/91	05:35:00	-6.47048	93.21841	96.71841	3.0975	18
01/04/91	07:05:00	-6.6981	130.1904	133.6904	3.2425	18
01/04/91	08:35:00	-7.30885	301.9104	305.4104	3.021	18
01/04/91	10:05:00	-7.09556	338.8824	342.3824	5.0735	18
01/04/91	11:35:00	-6.53539	342.5076	346.0076	6.6755	18
01/04/91	13:05:00	-6.34085	354.6468	358.1468	7.393	18
01/04/91	14:35:00	-6.51374	306.5796	310.0796	9.346	18
01/04/91	16:05:00	-4.98755	73.0044	76.5044	10.0405	18
01/04/91	17:35:00	-7.52863	350.2548	353.7548	10.826	18
01/04/91	19:05:00	-8.50947	65.2572	68.7572	12.3675	18
01/04/91	20:35:00	-8.72822	63.0072	66.5072	12.276	18
01/04/91	22:05:00	-10.6939	58.338	61.838	12.276	18
01/04/91	23:35:00	-11.8373	50.1516	53.6516	13.0695	18

01/05/91	01:05:00	-12.967	53.6688	57.1688	12.2375	18
01/05/91	02:35:00	-14.14	54.162	57.662	13.344	18
01/05/91	04:05:00	-15.9836	65.97359	69.47359	13.405	18
01/05/91	05:35:00	-16.4821	72.8388	76.3388	14.7175	18
01/05/91	07:05:00	-16.1423	65.3688	68.8688	16.2815	18
01/05/91	08:35:00	-15.9966	52.4052	55.9052	13.924	18
01/05/91	10:05:00	-15.6351	55.8108	59.3108	13.6265	18
01/05/91	11:35:00	-15.0831	63.612	67.112	14.3815	18
01/05/91	13:05:00	-14.8451	64.656	68.156	16.7085	18
01/05/91	14:35:00	-13.9269	77.454	80.954	11.9785	18
01/05/91	16:05:00	-14.14	73.4436	76.9436	11.7495	18
01/05/91	17:35:00	-14.9991	336.1356	339.6356	11.8105	18
01/05/91	19:05:00	-15.1605	353.934	357.434	10.0935	18
01/05/91	20:35:00	-12.559	353.934	357.434	11.299	18
01/05/91	22:05:00	-15.051	341.244	344.744	4.3565	18
01/05/91	23:35:00	-13.102	349.8696	353.3696	8.98	18
01/06/91	01:05:00	-13.2867	335.0916	338.5916	8.293	18
01/06/91	02:35:00	-17.0624	252.0864	255.5864	3.4635	18
01/06/91	04:05:00	-16.798	354.3732	357.8732	2.029	18
01/06/91	05:35:00	-16.798	353.8224	357.3224	11.612	18
01/06/91	07:05:00	-16.3083	203.472	206.972	2.029	18
01/06/91	08:35:00	-16.4689	226.9836	230.4836	1.6705	18
01/06/91	10:05:00	-16.3083	266.5332	270.0332	1.5105	18
01/06/91	11:35:00	-12.0046	337.014	340.514	4.707	18
01/06/91	13:05:00	-10.2587	303.9444	307.4444	8.3925	18
01/06/91	14:35:00	-9.84489	306.4176	309.9176	9.0635	18
01/06/91	16:05:00	-10.0457	67.4028	70.9028	10.2995	18
01/06/91	17:35:00	-10.8805	74.5992	78.0992	10.628	18
01/06/91	19:05:00	-10.5833	71.30161	74.80161	9.8115	18
01/06/91	20:35:00	-10.5833	60.9732	64.4732	10.643	18
01/06/91	22:05:00	-11.2857	58.2264	61.7264	12.337	18
01/06/91	23:35:00	-10.7405	55.9188	59.4188	10.3225	18
01/07/91	01:05:00	-11.4568	53.6688	57.1688	12.398	18
01/07/91	02:35:00	-12.4079	61.7436	65.2436	12.6345	18
01/07/91	04:05:00	-13.0529	55.8108	59.3108	13.2065	18
01/07/91	05:35:00	-13.0529	64.2708	67.7708	15.8845	18
01/07/91	07:05:00	-13.8953	64.0512	67.5512	13.451	18
01/07/91	08:35:00	-14.4307	57.7872	61.2872	14.5035	18
01/07/91	10:05:00	-14.159	57.4596	60.9596	12.726	18
01/07/91	11:35:00	-14.3423	52.4052	55.9052	12.398	18
01/07/91	13:05:00	-14.0646	56.4156	59.9156	13.0845	18
01/07/91	14:35:00	-14.0395	69.1596	72.6596	13.1915	18
01/07/91	16:05:00	-13.8453	68.7204	72.2204	13.1	18
01/07/91	17:35:00	-13.7831	62.568	66.068	15.16	18
01/07/91	19:05:00	-13.7267	68.8284	72.3284	14.412	18
01/07/91	20:35:00	-13.5962	58.2264	61.7264	11.673	18
01/07/91	22:05:00	-12.6135	70.2576	73.7576	11.7495	18
01/07/91	23:35:00	-13.6646	64.2708	67.7708	12.314	18
01/08/91	01:05:00	-12.7777	72.2916	75.7916	14.3055	18
01/08/91	02:35:00	-13.5836	80.1468	83.6468	10.727	18
01/08/91	04:05:00	-13.4474	83.71799	87.21799	10.567	18
01/08/91	05:35:00	-13.5157	121.7844	125.2844	10.0785	18

01/08/91	07:05:00	-14.3423	352.6164	356.1164	8.2245	18
01/08/91	08:35:00	-13.6646	77.23441	80.73441	10.1165	18
01/08/91	10:05:00	-13.6271	345.6936	349.1936	10.628	18
01/08/91	11:35:00	-14.0395	350.2548	353.7548	6.6755	18
01/08/91	13:05:00	-14.7047	314.2152	317.7152	3.578	18
01/08/91	14:35:00	-14.596	277.7976	281.2976	2.4335	18
01/08/91	16:05:00	-14.596	353.0556	356.5556	7.408	18
01/08/91	17:35:00	-15.4653	332.3448	335.8448	8.1025	18
01/08/91	19:05:00	-15.6219	350.5284	354.0284	10.216	18
01/08/91	20:35:00	-15.7334	343.0584	346.5584	9.117	18
01/08/91	22:05:00	-15.8911	119.4768	122.9768	10.3225	18
01/08/91	23:35:00	-15.4785	330.3108	333.8108	9.139999	18
01/09/91	01:05:00	-14.8581	339.4872	342.9872	7.042	18
01/09/91	02:35:00	-15.5174	346.9032	350.4032	7.6675	18
01/09/91	04:05:00	-14.6277	353.6028	357.1028	4.074	18
01/09/91	05:35:00	-13.0899	102.1176	105.6176	4.0435	18
01/09/91	07:05:00	-13.7953	299.5488	303.0488	7.118	18
01/09/91	08:35:00	-11.3743	345.474	348.974	1.869	18
01/09/91	10:05:00	-11.2031	349.65	353.15	1.312	18
01/09/91	11:35:00	-10.5194	353.4948	356.9948	1.9455	18
01/09/91	13:05:00	-9.67885	338.6088	342.1088	2.1055	18
01/09/91	14:35:00	-8.72822	276.9732	280.4732	2.647	18
01/09/91	16:05:00	-8.09737	132.7716	136.2716	2.3495	18
01/09/91	17:35:00	-8.06973	144.0324	147.5324	5.478	18
01/09/91	19:05:00	-8.69991	129.258	132.758	3.7	18
01/09/91	20:35:00	-8.20295	116.7876	120.2876	3.845	18
01/09/91	22:05:00	-8.10864	66.0816	69.5816	4.1425	18
01/09/91	23:35:00	-8.23648	76.302	79.802	3.5245	18
01/10/91	01:05:00	-8.33646	73.7172	77.2172	3.4485	18
01/10/91	02:35:00	-8.40919	97.56	101.06	2.388	18
01/10/91	04:05:00	-7.84836	101.3508	104.8508	2.8915	18
01/10/91	05:35:00	-7.84836	102.0096	105.5096	2.5785	18
01/10/91	07:05:00	-8.6382	102.2292	105.7292	3.1585	18
01/10/91	08:35:00	-8.4648	108.108	111.608	2.945	18
01/10/91	10:05:00	-7.71557	96.07681	99.57681	3.3795	18
01/10/91	11:35:00	-7.98108	109.9764	113.4764	3.6085	18
01/10/91	13:05:00	-6.66574	117.0072	120.5072	3.2425	18
01/10/91	14:35:00	-5.19485	120.1932	123.6932	2.815	18
01/10/91	16:05:00	-6.74685	162.3276	165.8276	4.2875	18
01/10/91	17:35:00	-7.64946	129.0924	132.5924	5.4015	18
01/10/91	19:05:00	-6.12535	105.3612	108.8612	4.875	18
01/10/91	20:35:00	-5.84056	106.074	109.574	4.181	18
01/10/91	22:05:00	-5.58349	103.878	107.378	3.4485	18
01/10/91	23:35:00	-5.47679	119.1492	122.6492	4.1425	18
01/11/91	01:05:00	-4.50686	127.1124	130.6124	7.721	18
01/11/91	02:35:00	-2.84692	125.5212	129.0212	7.805	18
01/11/91	04:05:00	-2.93002	119.6424	123.1424	12.337	18
01/11/91	05:35:00	-4.55936	324.4896	327.9896	14.2595	18
01/11/91	07:05:00	-1.81215	272.304	275.804	6.4925	18
01/11/91	08:35:00	-1.81215	160.5132	164.0132	9.163	18
01/11/91	10:05:00	-1.32652	121.5108	125.0108	11.612	18
01/11/91	11:35:00	-1.20917	85.3632	88.8632	9.117	18

01/11/91	13:05:00	-1.23959	269.9964	273.4964	9.72	18
01/11/91	14:35:00	-1.37236	82.2888	85.7888	9.8115	18
01/11/91	16:05:00	-0.19302	124.2036	127.7036	8.804501	18
01/11/91	17:35:00	0.458977	153.3708	156.8708	8.5295	18
01/11/91	19:05:00	-0.63927	146.9448	150.4448	9.9715	18
01/11/91	20:35:00	-1.33656	88.8264	92.3264	11.673	18
01/11/91	22:05:00	-1.60245	107.9424	111.4424	12.398	18
01/11/91	23:35:00	-1.90454	83.1672	86.6672	10.6585	18
01/12/91	01:05:00	-1.74064	96.3504	99.8504	7.393	18
01/12/91	02:35:00	-1.1938	323.9388	327.4388	8.705	18
01/12/91	04:05:00	-0.96444	323.0604	326.5604	8.3465	18
01/12/91	05:35:00	-1.16841	340.4196	343.9196	5.6	18
01/12/91	07:05:00	-0.7508	347.4504	350.9504	6.63	18
01/12/91	08:35:00	-0.60866	153.2088	156.7088	7.263	18
01/12/91	10:05:00	-0.84242	73.7172	77.2172	10.5055	18
01/12/91	11:35:00	-1.32652	79.596	83.096	12.2375	18
01/12/91	13:05:00	-0.5275	350.694	354.194	9.651	18
01/12/91	14:35:00	0.166239	330.3108	333.8108	10.994	18
01/12/91	16:05:00	-0.26371	353.0556	356.5556	4.7685	18
01/12/91	17:35:00	-1.20917	353.2212	356.7212	8.026	18
01/12/91	19:05:00	-1.60245	353.6028	357.1028	4.0435	18
01/12/91	20:35:00	-1.582	125.8488	129.3488	2.8915	18
01/12/91	22:05:00	-1.86354	162.4356	165.9356	3.578	18
01/12/91	23:35:00	-1.61251	348.5484	352.0484	2.647	18
01/13/91	01:05:00	-1.60245	333.6084	337.1084	3.822	18
01/13/91	02:35:00	-1.582	126.5112	130.0112	3.2425	18
01/13/91	04:05:00	-1.75071	305.0964	308.5964	1.6935	18
01/13/91	05:35:00	-2.14577	352.5048	356.0048	2.922	18
01/13/91	07:05:00	-2.39799	330.642	334.142	1.976	18
01/13/91	08:35:00	-2.47533	339.7608	343.2608	2.2735	18
01/13/91	10:05:00	-2.0791	338.166	341.666	3.3035	18
01/13/91	11:35:00	-1.75071	307.4616	310.9616	3.006	18
01/13/91	13:05:00	-1.15805	307.1844	310.6844	4.2265	18
01/13/91	14:35:00	-1.23959	315.3708	318.8708	3.3035	18
01/13/91	16:05:00	-1.97111	286.146	289.646	4.242	18
01/13/91	17:35:00	-2.60919	290.2104	293.7104	5.7985	18
01/13/91	19:05:00	-2.93002	268.3476	271.8476	5.287	18
01/13/91	20:35:00	-2.85743	295.2108	298.7108	5.966	18
01/13/91	22:05:00	-2.84692	290.1024	293.6024	5.8135	18
01/13/91	23:35:00	-3.26687	267.3036	270.8036	5.5615	18
01/14/91	01:05:00	-3.11139	323.9388	327.4388	4.707	18
01/14/91	02:35:00	-4.05506	353.2212	356.7212	1.6935	18
01/14/91	04:05:00	-3.25155	353.3832	356.8832	1.9455	18
01/14/91	05:35:00	-3.29309	141.7248	145.2248	3.2195	18
01/14/91	07:05:00	-3.15287	119.4768	122.9768	3.3185	18
01/14/91	08:35:00	-2.56793	93.6612	97.1612	7.6065	18
01/14/91	10:05:00	-2.50608	62.0172	65.5172	9.308	18
01/14/91	11:35:00	-2.54731	69.1596	72.6596	10.826	18
01/14/91	13:05:00	-1.00014	64.0512	67.5512	11.6275	18
01/14/91	14:35:00	-0.99013	100.9116	104.4116	9.651	18
01/14/91	16:05:00	-0.57306	98.11079	101.6108	9.681499	18
01/14/91	17:35:00	-0.29425	218.5236	222.0236	6.5535	18

01/14/91	19:05:00	-0.59868	108.216	111.716	4.547	18
01/14/91	20:35:00	-0.93409	124.8624	128.3624	3.4865	18
01/14/91	22:05:00	-1.57161	133.2648	136.7648	3.4865	18
01/14/91	23:35:00	-1.67924	286.146	289.646	3.3035	18
01/15/91	01:05:00	-2.36694	353.0556	356.5556	2.365	18
01/15/91	02:35:00	-2.05857	292.8492	296.3492	3.7	18
01/15/91	04:05:00	-2.62983	320.8104	324.3104	4.7225	18
01/15/91	05:35:00	-3.13213	289.2204	292.7204	2.4565	18
01/15/91	07:05:00	-3.50108	334.98	338.48	1.869	18
01/15/91	08:35:00	-4.60153	351.6804	355.1804	2.754	18
01/15/91	10:05:00	-5.43415	189.1872	192.6872	2.945	18
01/15/91	11:35:00	-4.38575	172.764	176.264	3.746	18
01/15/91	13:05:00	-2.01214	136.5084	140.0084	3.3645	18
01/15/91	14:35:00	-0.88308	122.0616	125.5616	2.922	18
01/15/91	16:05:00	-0.86775	321.3576	324.8576	4.9745	18
01/15/91	17:35:00	-2.76423	143.7588	147.2588	4.7835	18
01/15/91	19:05:00	-2.84692	307.8432	311.3432	7.164	18
01/15/91	20:35:00	-2.64032	327.2364	330.7364	5.142	18
01/15/91	22:05:00	-2.38753	296.694	300.194	4.913	18
01/15/91	23:35:00	-2.42365	330.0912	333.5912	7.6445	18
01/16/91	01:05:00	-2.43919	351.9	355.4	3.9595	18
01/16/91	02:35:00	-1.67924	309.492	312.992	5.1725	18
01/16/91	04:05:00	-1.61251	353.0556	356.5556	4.5315	18
01/16/91	05:35:00	-1.08659	345.582	349.082	4.074	18
01/16/91	07:05:00	-0.7508	331.4664	334.9664	3.2195	18
01/16/91	08:35:00	-0.80176	354.978	358.478	6.363	18
01/16/91	10:05:00	-0.5275	354.3732	357.8732	3.4635	18
01/16/91	11:35:00	0.30258	351.2412	354.7412	4.669	18
01/16/91	13:05:00	0.947482	141.7248	145.2248	5.5005	18
01/16/91	14:35:00	1.208739	122.0616	125.5616	4.4095	18
01/16/91	16:05:00	1.153417	113.9292	117.4292	4.318	18
01/16/91	17:35:00	0.388234	140.8464	144.3464	5.905	18
01/16/91	19:05:00	0.690843	354.6468	358.1468	4.7685	18
01/16/91	20:35:00	0.957373	352.944	356.444	4.6845	18
01/16/91	22:05:00	1.690584	201.7116	205.2116	5.76	18
01/16/91	23:35:00	2.221695	339.8724	343.3724	3.1585	18
01/17/91	01:05:00	3.674989	354.4812	357.9812	7.7665	18
01/17/91	02:35:00	3.016374	335.2572	338.7572	4.4095	18
01/17/91	04:05:00	2.436754	332.676	336.176	5.478	18
01/17/91	05:35:00	1.334477	354.042	357.542	5.905	18
01/17/91	07:05:00	0.549511	354.4812	357.9812	4.0585	18
01/17/91	08:35:00	0.029787	350.0892	353.5892	4.707	18
01/17/91	10:05:00	0.095378	347.7276	351.2276	6.0655	18
01/17/91	11:35:00	0.029787	332.676	336.176	2.792	18
01/17/91	13:05:00	1.294328	309.492	312.992	0.175	18
01/17/91	14:35:00	1.153417	310.428	313.928	9.856999	18
01/17/91	16:05:00	0.33764	291.9672	295.4672	12.276	18
01/17/91	17:35:00	-1.20917	299.4408	302.9408	12.68	18
01/17/91	19:05:00	-2.8883	308.9988	312.4988	15.236	18
01/17/91	20:35:00	-5.06713	292.518	296.018	13.9545	18
01/17/91	22:05:00	-8.48164	323.9388	327.4388	13.924	18
01/17/91	23:35:00	-9.63322	323.9388	327.4388	14.6715	18

01/18/91	01:05:00	-9.82199	270.6012	274.1012	12.123	18
01/18/91	02:35:00	-9.97079	298.5048	302.0048	8.4915	18
01/18/91	04:05:00	-9.82199	306.9648	310.4648	10.0785	18
01/18/91	05:35:00	-10.0917	333.9936	337.4936	8.750999	18
01/18/91	07:05:00	-10.2705	316.4688	319.9688	9.72	18
01/18/91	08:35:00	-10.0341	352.5048	356.0048	8.453501	18
01/18/91	10:05:00	-9.99978	306.9648	310.4648	5.516	18
01/18/91	11:35:00	-9.63322	323.0604	326.5604	6.6605	18
01/18/91	13:05:00	-9.49656	353.934	357.434	3.4635	18
01/18/91	14:35:00	-8.89652	336.4092	339.9092	2.2275	18
01/18/91	16:05:00	-8.91902	317.0196	320.5196	2.1055	18
01/18/91	17:35:00	-9.47941	334.5408	338.0408	1.976	18
01/18/91	19:05:00	-11.6586	344.0988	347.5988	3.6085	18
01/18/91	20:35:00	-11.3859	352.1772	355.6772	3.0365	18
01/18/91	22:05:00	-10.6066	186.606	190.106	1.6555	18
01/18/91	23:35:00	-9.05461	286.4196	289.9196	1.2355	18
01/19/91	01:05:00	-4.02861	341.244	344.744	1.991	18
01/19/91	02:35:00	-5.29034	306.7452	310.2452	6.4315	18
01/19/91	04:05:00	-4.82342	334.98	338.48	2.8455	18
01/19/91	05:35:00	-4.23315	341.5176	345.0176	2.876	18
01/19/91	07:05:00	-4.16503	353.2212	356.7212	3.6085	18
01/19/91	08:35:00	-3.55332	351.9	355.4	1.724	18
01/19/91	10:05:00	-3.595	346.0248	349.5248	1.602	18
01/19/91	11:35:00	-3.09065	350.9136	354.4136	1.8155	18
01/19/91	13:05:00	-0.96444	354.7584	358.2584	1.9455	18
01/19/91	14:35:00	-0.274	352.5048	356.0048	1.991	18
01/19/91	16:05:00	-0.84242	318.7224	322.2224	1.129	18
01/19/91	17:35:00	-1.95598	344.0988	347.5988	2.1895	18
01/19/91	19:05:00	-1.97111	355.3632	358.8632	2.121	18
01/19/91	20:35:00	-1.25998	336.6828	340.1828	2.5785	18
01/19/91	22:05:00	-1.01049	251.5392	255.0392	2.121	18
01/19/91	23:35:00	-0.58837	297.1332	300.6332	1.6555	18
01/20/91	01:05:00	1.012744	350.5284	354.0284	3.4485	18
01/20/91	02:35:00	-1.03084	328.7196	332.2196	1.915	18
01/20/91	04:05:00	-1.15805	284.058	287.558	2.5175	18
01/20/91	05:35:00	-1.0512	270.1044	273.6044	2.716	18
01/20/91	07:05:00	0.004274	339.8724	343.3724	2.243	18
01/20/91	08:35:00	0.433526	343.4976	346.9976	2.945	18
01/20/91	10:05:00	0.408404	334.4328	337.9328	3.1355	18
01/20/91	11:35:00	1.414754	325.9188	329.4188	2.792	18
01/20/91	13:05:00	1.560104	349.2108	352.7108	2.9755	18
01/20/91	14:35:00	3.889368	316.3032	319.8032	2.4715	18
01/20/91	16:05:00	4.178498	324.7632	328.2632	4.0205	18
01/20/91	17:35:00	4.178498	313.3944	316.8944	3.7	18
01/20/91	19:05:00	0.972535	349.4844	352.9844	3.1355	18
01/20/91	20:35:00	0.997585	348.5484	352.0484	4.257	18
01/20/91	22:05:00	0.897038	324.0504	327.5504	7.591	18
01/20/91	23:35:00	1.173505	285.9264	289.4264	6.8665	18
01/21/91	01:05:00	1.113235	297.5724	301.0724	10.483	18
01/21/91	02:35:00	1.103353	318.3372	321.8372	8.705	18
01/21/91	04:05:00	-4.05506	319.05	322.55	4.2875	18
01/21/91	05:35:00	-3.83518	273.1824	276.6824	6.851	18

01/21/91	07:05:00	-3.8506	338.7168	342.2168	5.0355	18
01/21/91	08:35:00	-3.69414	347.0112	350.5112	4.486	18
01/21/91	10:05:00	-3.69414	317.5668	321.0668	3.7305	18
01/21/91	11:35:00	-3.43352	328.9392	332.4392	5.0735	18
01/21/91	13:05:00	-3.41783	299.988	303.488	3.082	18
01/21/91	14:35:00	-3.27743	295.2108	298.7108	2.365	18
01/21/91	16:05:00	-3.80367	316.908	320.408	2.594	18
01/21/91	17:35:00	-4.4751	320.4792	323.9792	2.922	18
01/21/91	19:05:00	-6.1684	323.334	326.834	2.388	18
01/21/91	20:35:00	-6.82842	344.0988	347.5988	2.8915	18
01/21/91	22:05:00	-7.29808	354.978	358.478	1.991	18
01/21/91	23:35:00	-7.60002	351.2412	354.7412	1.8535	18
01/22/91	01:05:00	-7.60002	353.8224	357.3224	3.433	18
01/22/91	02:35:00	-7.89257	301.6908	305.1908	4.425	18
01/22/91	04:05:00	-7.64946	353.0556	356.5556	2.388	18
01/22/91	05:35:00	-6.62202	242.9136	246.4136	1.2665	18
01/22/91	07:05:00	-6.81773	344.8692	348.3692	1.556	18
01/22/91	08:35:00	-7.45697	252.252	255.752	1.373	18
01/22/91	10:05:00	-7.64946	290.6496	294.1496	1.495	18
01/22/91	11:35:00	-2.20237	219.5676	223.0676	3.021	18
01/22/91	13:05:00	-0.54778	353.934	357.434	2.1055	18
01/22/91	14:35:00	-0.64926	353.934	357.434	4.547	18
01/22/91	16:05:00	-0.66956	247.4712	250.9712	3.1585	18
01/22/91	17:35:00	-2.5321	264.3912	267.8912	1.129	18
01/22/91	19:05:00	-0.86775	305.4276	308.9276	4.0205	18
01/22/91	20:35:00	-3.76703	293.7276	297.2276	2.243	18
01/22/91	22:05:00	-4.69146	282.7404	286.2404	1.2665	18
01/22/91	23:35:00	-5.30638	347.9472	351.4472	1.9455	18
01/23/91	01:05:00	-6.57336	228.1356	231.6356	2.4335	18
01/23/91	02:35:00	-7.51746	326.1924	329.6924	2.1515	18
01/23/91	04:05:00	-9.71891	345.3084	348.8084	3.4025	18
01/23/91	05:35:00	-9.71891	346.3524	349.8524	1.915	18
01/23/91	07:05:00	-9.753	341.244	344.744	1.373	18
01/23/91	08:35:00	-8.6103	354.6468	358.1468	2.2125	18
01/23/91	10:05:00	-8.33646	314.4924	317.9924	2.876	18
01/23/91	11:35:00	-6.27613	343.4976	346.9976	2.0445	18
01/23/91	13:05:00	-5.60485	301.032	304.532	2.1895	18
01/23/91	14:35:00	-4.53311	335.7504	339.2504	3.6465	18
01/23/91	16:05:00	-5.74401	346.3524	349.8524	2.7005	18
01/23/91	17:35:00	-6.52474	332.676	336.176	2.5175	18
01/23/91	19:05:00	-7.12849	333.1152	336.6152	1.8995	18
01/23/91	20:35:00	-7.56143	349.0992	352.5992	1.3275	18
01/23/91	22:05:00	-7.83713	350.802	354.302	2.8305	18
01/23/91	23:35:00	-8.30871	340.4196	343.9196	3.845	18
01/24/91	01:05:00	-7.88133	351.4608	354.9608	3.8605	18
01/24/91	02:35:00	-7.93681	251.4276	254.9276	2.2735	18
01/24/91	04:05:00	-8.26419	298.3968	301.8968	3.021	18
01/24/91	05:35:00	-8.30871	161.6112	165.1112	2.8915	18
01/24/91	07:05:00	-6.91544	337.4532	340.9532	3.189	18
01/24/91	08:35:00	-7.38574	149.6916	153.1916	2.716	18
01/24/91	10:05:00	-7.0301	146.394	149.894	3.5475	18
01/24/91	11:35:00	-6.12535	352.7244	356.2244	4.1655	18

01/24/91	13:05:00	-4.98755	354.6468	358.1468	5.7755	18
01/24/91	14:35:00	-5.0567	61.1388	64.6388	9.262	18
01/24/91	16:05:00	-3.79339	55.206	58.706	9.796	18
01/24/91	17:35:00	-3.77764	47.736	51.236	7.9805	18
01/24/91	19:05:00	-7.80962	56.8008	60.3008	9.4375	18
01/24/91	20:35:00	-7.98108	47.9556	51.4556	8.5295	18
01/24/91	22:05:00	-8.01413	62.4564	65.9564	10.0785	18
01/24/91	23:35:00	-8.05846	66.1932	69.6932	11.9935	18
01/25/91	01:05:00	-8.15851	69.8724	73.3724	13.7405	18
01/25/91	02:35:00	-8.44247	60.8652	64.3652	10.3835	18
01/25/91	04:05:00	-7.52863	56.9088	60.4088	10.414	18
01/25/91	05:35:00	-6.58437	67.0176	70.5176	8.293	18
01/25/91	07:05:00	-6.14123	353.934	357.434	7.454	18
01/25/91	08:35:00	-5.88343	354.2616	357.7616	6.363	18
01/25/91	10:05:00	-7.15034	354.042	357.542	5.211	18
01/25/91	11:35:00	-8.15851	193.4172	196.9172	3.2805	18
01/25/91	13:05:00	-5.04071	138.2652	141.7652	2.2125	18
01/25/91	14:35:00	-3.91881	339.156	342.656	2.0905	18
01/25/91	16:05:00	-4.35404	351.792	355.292	1.1745	18
01/25/91	17:35:00	-4.72849	243.0792	246.5792	1.457	18
01/25/91	19:05:00	-6.9865	249.5052	253.0052	1.6555	18
01/25/91	20:35:00	-6.60035	354.042	357.542	1.8535	18
01/25/91	22:05:00	-5.96926	355.1436	358.6436	1.724	18
01/25/91	23:35:00	-4.1389	352.5048	356.0048	1.8385	18
01/26/91	01:05:00	-2.8883	350.802	354.302	3.563	18
01/26/91	02:35:00	-2.89881	354.978	358.478	2.945	18
01/26/91	04:05:00	-1.29074	354.3732	357.8732	5.1955	18
01/26/91	05:35:00	2.676569	322.3476	325.8476	5.9355	18
01/26/91	07:05:00	3.195987	321.3576	324.8576	7.454	18
01/26/91	08:35:00	3.859632	346.3524	349.8524	6.233	18
01/26/91	10:05:00	3.111261	349.9776	353.4776	3.9825	18
01/26/91	11:35:00	4.432616	354.3732	357.8732	4.959	18
01/26/91	13:05:00	4.432616	127.6632	131.1632	4.0585	18
01/26/91	14:35:00	4.627267	351.2412	354.7412	3.822	18
01/26/91	16:05:00	8.173423	353.8224	357.3224	2.609	18
01/26/91	17:35:00	6.162415	207.2628	210.7628	1.6935	18
01/26/91	19:05:00	0.846911	354.2616	357.7616	2.548	18
01/26/91	20:35:00	1.625517	352.944	356.444	3.4635	18
01/26/91	22:05:00	1.354549	170.1252	173.6252	3.3035	18
01/26/91	23:35:00	-0.01064	93.0564	96.5564	2.7695	18
01/27/91	01:05:00	-1.67924	339.3756	342.8756	2.594	18
01/27/91	02:35:00	-3.10085	234.3996	237.8996	1.7775	18
01/27/91	04:05:00	-4.90839	352.7244	356.2244	1.6325	18
01/27/91	05:35:00	-5.26384	352.5048	356.0048	1.915	18
01/27/91	07:05:00	-1.7816	355.2516	358.7516	3.9445	18
01/27/91	08:35:00	-2.5321	354.978	358.478	3.746	18
01/27/91	10:05:00	-1.49991	353.934	357.434	9.2925	18
01/27/91	11:35:00	-2.27957	117.0072	120.5072	4.875	18
01/27/91	13:05:00	-3.06992	355.3632	358.8632	3.3795	18
01/27/91	14:35:00	-3.35033	355.3632	358.8632	3.3185	18
01/27/91	16:05:00	-1.00014	354.978	358.478	4.669	18
01/27/91	17:35:00	-1.79167	353.6028	357.1028	4.9285	18

01/27/91	19:05:00	-6.53539	354.7584	358.2584	3.845	18
01/27/91	20:35:00	-7.64946	340.3116	343.8116	3.8605	18
01/27/91	22:05:00	-8.21971	71.082	74.582	9.72	18
01/27/91	23:35:00	-8.69991	240.7176	244.2176	10.5975	18
01/28/91	01:05:00	-10.3686	353.2212	356.7212	11.299	18
01/28/91	02:35:00	-9.9595	337.8384	341.3384	11.8255	18
01/28/91	04:05:00	-9.36025	354.6468	358.1468	4.5315	18
01/28/91	05:35:00	-10.8629	354.2616	357.7616	6.233	18
01/28/91	07:05:00	-11.6886	304.5492	308.0492	4.913	18
01/28/91	08:35:00	-10.7405	317.1276	320.6276	5.1955	18
01/28/91	10:05:00	-9.57045	139.3092	142.8092	5.0885	18
01/28/91	11:35:00	-8.30871	133.4844	136.9844	4.654	18
01/28/91	13:05:00	-7.38574	328.3884	331.8884	2.1055	18
01/28/91	14:35:00	-6.48679	332.3448	335.8448	2.0445	18
01/28/91	16:05:00	-3.98159	353.8224	357.3224	2.3345	18
01/28/91	17:35:00	-5.84056	327.9492	331.4492	2.2125	18
01/28/91	19:05:00	-7.62744	302.9544	306.4544	1.869	18
01/28/91	20:35:00	-7.67149	326.1924	329.6924	2.7695	18
01/28/91	22:05:00	-9.07717	344.7612	348.2612	3.6085	18
01/28/91	23:35:00	-9.93054	204.624	208.124	2.388	18
01/29/91	01:05:00	-10.7986	311.7456	315.2456	2.1515	18
01/29/91	02:35:00	-9.37141	290.2104	293.7104	8.377	18
01/29/91	04:05:00	-8.55418	264.7224	268.2224	8.438	18
01/29/91	05:35:00	-8.37556	283.5108	287.0108	9.139999	18
01/29/91	07:05:00	-7.75426	292.41	295.91	9.384001	18
01/29/91	08:35:00	-7.87046	269.0064	272.5064	7.2785	18
01/29/91	10:05:00	-7.15034	266.4252	269.9252	9.139999	18
01/29/91	11:35:00	-6.09819	288.7812	292.2812	7.7665	18
01/29/91	13:05:00	-4.4858	287.0244	290.5244	7.7055	18
01/29/91	14:35:00	-4.4751	288.5076	292.0076	6.2105	18
01/29/91	16:05:00	-4.33302	285.2676	288.7676	6.7365	18
01/29/91	17:35:00	-5.56214	290.1024	293.6024	9.139999	18
01/29/91	19:05:00	-6.52474	276.1488	279.6488	8.926499	18
01/29/91	20:35:00	-6.70913	270.9828	274.4828	9.2925	18
01/29/91	22:05:00	-6.65472	273.456	276.956	11.1315	18
01/29/91	23:35:00	-6.78495	268.3476	271.8476	5.272	18
01/30/91	01:05:00	-6.17899	278.6184	282.1184	8.8195	18
01/30/91	02:35:00	-5.92633	283.1256	286.6256	9.308	18
01/30/91	04:05:00	-5.91578	274.2804	277.7804	8.957	18
01/30/91	05:35:00	-6.00693	285.102	288.602	9.0485	18
01/30/91	07:05:00	-6.05519	304.6572	308.1572	4.707	18
01/30/91	08:35:00	-5.88343	298.7244	302.2244	5.333	18
01/30/91	10:05:00	-5.56214	292.2984	295.7984	4.799	18
01/30/91	11:35:00	-4.63334	287.4636	290.9636	4.7225	18
01/30/91	13:05:00	-3.23589	314.712	318.212	3.7305	18
01/30/91	14:35:00	-2.13567	345.0348	348.5348	3.021	18
01/30/91	16:05:00	-1.40314	353.934	357.434	3.9975	18
01/30/91	17:35:00	-3.81428	300.4272	303.9272	2.7005	18
01/30/91	19:05:00	-4.26482	354.978	358.478	3.3035	18
01/30/91	20:35:00	-4.10728	322.9524	326.4524	4.425	18
01/30/91	22:05:00	-4.16503	154.9116	158.4116	3.9595	18
01/30/91	23:35:00	-4.18085	125.082	128.582	3.8985	18

01/31/91	01:05:00	-3.76703	137.1672	140.6672	5.0355	18
01/31/91	02:35:00	-2.73341	116.1288	119.6288	6.508	18
01/31/91	04:05:00	-2.48546	109.8648	113.3648	6.4925	18
01/31/91	05:35:00	-2.44932	132.552	136.052	7.4845	18
01/31/91	07:05:00	-2.72291	139.7484	143.2484	6.79	18
01/31/91	08:35:00	-2.69718	354.3732	357.8732	7.4235	18
01/31/91	10:05:00	-2.48546	316.6884	320.1884	7.103	18
01/31/91	11:35:00	-0.34505	291.2004	294.7004	8.1635	18
01/31/91	13:05:00	-0.17278	300.8664	304.3664	7.904	18
01/31/91	14:35:00	0.064905	276.2568	279.7568	8.56	18
01/31/91	16:05:00	-0.01064	298.1196	301.6196	7.721	18
01/31/91	17:35:00	-0.3703	322.3476	325.8476	5.0355	18
01/31/91	19:05:00	-1.48986	289.0584	292.5584	4.654	18
01/31/91	20:35:00	-1.31615	291.366	294.866	7.2405	18
01/31/91	22:05:00	-1.20917	334.4328	337.9328	4.5315	18
01/31/91	23:35:00	-0.83209	353.934	357.434	5.9355	18
02/01/91	01:05:00	0.499293	324.8748	328.3748	9.5445	18
02/01/91	02:35:00	0.595093	114.0408	117.5408	7.263	18
02/01/91	04:05:00	1.560104	132.9912	136.4912	12.276	18
02/01/91	05:35:00	1.51013	128.9268	132.4268	11.9935	18
02/01/91	07:05:00	1.218945	119.4768	122.9768	10.7575	18
02/01/91	08:35:00	1.218945	154.3608	157.8608	9.0635	18
02/01/91	10:05:00	0.791493	322.5672	326.0672	9.5595	18
02/01/91	11:35:00	1.063161	337.6188	341.1188	9.117	18
02/01/91	13:05:00	1.830848	317.0196	320.5196	6.1185	18
02/01/91	14:35:00	1.459816	340.4196	343.9196	5.966	18
02/01/91	16:05:00	1.314403	355.2516	358.7516	9.407001	18
02/01/91	17:35:00	0.004274	329.7096	333.2096	8.995	18
02/01/91	19:05:00	-0.40053	344.8692	348.3692	9.323	18
02/01/91	20:35:00	0.110613	350.694	354.194	11.0245	18
02/01/91	22:05:00	0.327719	308.2824	311.7824	10.9025	18
02/01/91	23:35:00	0.448731	354.2616	357.7616	7.5455	18
02/02/91	01:05:00	0.630097	338.9904	342.4904	5.699	18
02/02/91	02:35:00	-0.21326	129.4776	132.9776	4.9745	18
02/02/91	04:05:00	0.609954	144.4716	147.9716	4.9285	18
02/02/91	05:35:00	0.241703	142.002	145.502	5.638	18
02/02/91	07:05:00	0.48905	353.3832	356.8832	6.8665	18
02/02/91	08:35:00	0.41865	342.6732	346.1732	7.8355	18
02/02/91	10:05:00	0.272144	319.1616	322.6616	7.7665	18
02/02/91	11:35:00	0.917151	338.166	341.666	8.194	18
02/02/91	13:05:00	0.660473	302.5152	306.0152	4.799	18
02/02/91	14:35:00	-0.57306	280.1592	283.6592	5.3175	18
02/02/91	16:05:00	-2.38753	278.2908	281.7908	9.262	18
02/02/91	17:35:00	-4.42265	302.8464	306.3464	10.2995	18
02/02/91	19:05:00	-4.96636	304.2756	307.7756	6.4775	18
02/02/91	20:35:00	-5.51945	327.8412	331.3412	7.0875	18
02/02/91	22:05:00	-6.57336	313.614	317.114	7.309	18
02/02/91	23:35:00	-7.96983	309.7116	313.2116	7.7665	18
02/03/91	01:05:00	-8.6382	317.1276	320.6276	7.6065	18
02/03/91	02:35:00	-8.52083	332.8956	336.3956	4.7685	18
02/03/91	04:05:00	-8.26419	351.6804	355.1804	5.1115	18
02/03/91	05:35:00	-7.80962	343.8252	347.3252	3.563	18

02/03/91	07:05:00	-7.7322	352.3392	355.8392	4.181	18
02/03/91	08:35:00	-7.56143	352.3392	355.8392	4.4095	18
02/03/91	10:05:00	-7.04083	320.2056	323.7056	5.272	18
02/03/91	11:35:00	-5.2053	123.2676	126.7676	6.508	18
02/03/91	13:05:00	-4.22282	135.4104	138.9104	5.211	18
02/03/91	14:35:00	-3.5844	137.7144	141.2144	5.5005	18
02/03/91	16:05:00	-3.52702	75.6396	79.1396	7.95	18
02/03/91	17:35:00	-4.36472	73.116	76.616	7.7055	18
02/03/91	19:05:00	-5.02994	61.1388	64.6388	8.98	18
02/03/91	20:35:00	-4.10728	64.4904	67.9904	8.7355	18
02/03/91	22:05:00	-3.63669	354.4812	357.9812	6.3935	18
02/03/91	23:35:00	-3.595	324.7632	328.2632	6.2105	18
02/04/91	01:05:00	-3.56357	91.51559	95.01559	7.309	18
02/04/91	02:35:00	-3.93973	144.0324	147.5324	8.5905	18
02/04/91	04:05:00	-3.25155	120.5208	124.0208	8.804501	18
02/04/91	05:35:00	-2.35682	136.782	140.282	5.905	18
02/04/91	07:05:00	-1.37236	96.3504	99.8504	7.454	18
02/04/91	08:35:00	-1.30077	81.7956	85.2956	10.788	18
02/04/91	10:05:00	-2.966	95.1984	98.6984	12.192	18
02/04/91	11:35:00	-2.02762	106.5132	110.0132	15.442	18
02/04/91	13:05:00	-1.31615	112.446	115.946	17.418	18
02/04/91	14:35:00	-0.56308	83.4984	86.9984	18.9595	18
02/04/91	16:05:00	0.564707	78.7176	82.2176	17.197	18
02/04/91	17:35:00	0.856806	108.5472	112.0472	16.678	18
02/04/91	19:05:00	-0.30454	354.7584	358.2584	13.0085	18
02/04/91	20:35:00	-2.55779	308.7252	312.2252	12.886	18
02/04/91	22:05:00	-2.93002	284.058	287.558	13.657	18
02/04/91	23:35:00	-3.14233	301.1436	304.6436	12.276	18
02/05/91	01:05:00	-5.29034	281.916	285.416	17.464	18
02/05/91	02:35:00	-8.40919	277.0812	280.5812	11.856	18
02/05/91	04:05:00	-8.6103	280.872	284.372	5.8745	18
02/05/91	05:35:00	-8.36459	349.2108	352.7108	3.685	18
02/05/91	07:05:00	-7.09556	353.8224	357.3224	8.8655	18
02/05/91	08:35:00	-6.62202	281.3652	284.8652	9.5445	18
02/05/91	10:05:00	-6.82842	295.9236	299.4236	7.0875	18
02/05/91	11:35:00	-5.71735	296.694	300.194	9.2925	18
02/05/91	13:05:00	-4.90839	340.3116	343.8116	5.516	18
02/05/91	14:35:00	-4.35404	349.9776	353.4776	5.76	18
02/05/91	16:05:00	-4.26482	335.3652	338.8652	9.407001	18
02/05/91	17:35:00	-3.73588	353.0556	356.5556	12.2375	18
02/05/91	19:05:00	-3.33465	330.3108	333.8108	13.405	18
02/05/91	20:35:00	-2.9402	353.6028	357.1028	16.022	18
02/05/91	22:05:00	-2.68668	342.5076	346.0076	16.9145	18
02/05/91	23:35:00	-3.03357	354.978	358.478	17.479	18
02/06/91	01:05:00	-3.41783	347.0112	350.5112	12.314	18
02/06/91	02:35:00	-3.64695	335.0916	338.5916	9.163	18
02/06/91	04:05:00	-3.55332	351.2412	354.7412	6.7365	18
02/06/91	05:35:00	-3.60525	297.5724	301.0724	7.469	18
02/06/91	07:05:00	-3.88727	122.4432	125.9432	5.6	18
02/06/91	08:35:00	-3.02304	132.552	136.052	6.5995	18
02/06/91	10:05:00	-3.03357	142.2756	145.7756	7.0265	18
02/06/91	11:35:00	-2.69718	146.0664	149.5664	9.9185	18

02/06/91	13:05:00	-1.97111	328.8276	332.3276	10.643	18
02/06/91	14:35:00	-0.48195	355.1436	358.6436	14.6335	18
02/06/91	16:05:00	-1.0512	346.1868	349.6868	17.342	18
02/06/91	17:35:00	-1.3824	337.8384	341.3384	17.853	18
02/06/91	19:05:00	-1.97111	337.014	340.514	12.7105	18
02/06/91	20:35:00	-2.89881	340.9128	344.4128	4.387	18
02/06/91	22:05:00	-3.21513	304.2756	307.7756	6.134	18
02/06/91	23:35:00	-4.33302	279.0612	282.5612	7.225	18
02/07/91	01:05:00	-5.88343	272.1384	275.6384	9.361501	18
02/07/91	02:35:00	-8.71682	281.916	285.416	8.3315	18
02/07/91	04:05:00	-10.8924	275.3784	278.8784	9.346	18
02/07/91	05:35:00	-11.0975	308.8872	312.3872	6.3325	18
02/07/91	07:05:00	-10.23	323.334	326.834	5.211	18
02/07/91	08:35:00	-10.08	298.0116	301.5116	6.3935	18
02/07/91	10:05:00	-9.43953	280.0476	283.5476	8.3465	18
02/07/91	11:35:00	-8.45382	270.9828	274.4828	9.796	18
02/07/91	13:05:00	-6.45417	268.6788	272.1788	8.926499	18
02/07/91	14:35:00	-6.26517	264.6108	268.1108	6.088	18
02/07/91	16:05:00	-8.08646	337.6188	341.1188	4.2875	18
02/07/91	17:35:00	-8.50947	282.3552	285.8552	2.7005	18
02/07/91	19:05:00	-10.4149	320.4792	323.9792	2.876	18
02/07/91	20:35:00	-11.9269	154.2492	157.7492	3.929	18
02/07/91	22:05:00	-12.5046	105.3612	108.8612	3.822	18
02/07/91	23:35:00	-11.0033	114.8076	118.3076	2.304	18
02/08/91	01:05:00	-8.52083	164.0304	167.5304	3.8605	18
02/08/91	02:35:00	-8.52083	176.8284	180.3284	3.2195	18
02/08/91	04:05:00	-7.16646	282.2472	285.7472	3.2425	18
02/08/91	05:35:00	-5.57299	248.1336	251.6336	2.2885	18
02/08/91	07:05:00	-5.27988	203.7996	207.2996	1.869	18
02/08/91	08:35:00	-4.63334	349.2108	352.7108	6.6605	18
02/08/91	10:05:00	-4.01831	355.2516	358.7516	3.1355	18
02/08/91	11:35:00	-2.85743	338.9904	342.4904	4.4095	18
02/08/91	13:05:00	-3.31387	337.1256	340.6256	7.469	18
02/08/91	14:35:00	1.861057	153.648	157.148	8.995	18
02/08/91	16:05:00	5.170388	352.3392	355.8392	10.399	18
02/08/91	17:35:00	5.534275	232.2576	235.7576	2.533	18
02/08/91	19:05:00	-1.48986	348.1092	351.6092	4.6235	18
02/08/91	20:35:00	-2.54731	347.7276	351.2276	10.727	18
02/08/91	22:05:00	0.125845	319.4892	322.9892	12.192	18
02/08/91	23:35:00	0.630097	355.1436	358.6436	7.7515	18
02/09/91	01:05:00	-1.40314	353.8224	357.3224	11.238	18
02/09/91	02:35:00	-2.77473	344.0988	347.5988	11.1465	18
02/09/91	04:05:00	-2.14577	162.216	165.716	11.8255	18
02/09/91	05:35:00	-0.34505	270.3816	273.8816	10.826	18
02/09/91	07:05:00	-0.58837	307.8432	311.3432	12.398	18
02/09/91	08:35:00	-1.60245	137.7144	141.2144	9.620501	18
02/09/91	10:05:00	-0.33476	139.3092	142.8092	10.6965	18
02/09/91	11:35:00	1.153417	139.86	143.36	8.4915	18
02/09/91	13:05:00	1.715555	139.86	143.36	9.0485	18
02/09/91	14:35:00	3.690025	120.7404	124.2404	9.117	18
02/09/91	16:05:00	3.749832	192.924	196.424	4.0435	18
02/09/91	17:35:00	2.556684	103.986	107.486	4.875	18

02/09/91	19:05:00	1.314403	142.11	145.61	4.486	18
02/09/91	20:35:00	1.032845	144.4716	147.9716	5.623	18
02/09/91	22:05:00	1.655423	146.0664	149.5664	7.4235	18
02/09/91	23:35:00	1.735595	144.3636	147.8636	7.8505	18
02/10/91	01:05:00	0.831738	131.454	134.954	8.377	18
02/10/91	02:35:00	0.690843	131.562	135.062	7.6445	18
02/10/91	04:05:00	1.113235	146.6136	150.1136	9.0485	18
02/10/91	05:35:00	1.499936	221.9292	225.4292	8.148	18
02/10/91	07:05:00	1.44995	130.8492	134.3492	10.155	18
02/10/91	08:35:00	1.655423	345.582	349.082	5.684	18
02/10/91	10:05:00	2.741736	150.57	154.07	7.469	18
02/10/91	11:35:00	3.420662	151.0632	154.5632	8.926499	18
02/10/91	13:05:00	5.011004	125.9604	129.4604	7.309	18
02/10/91	14:35:00	10.3939	106.074	109.574	6.5765	18
02/10/91	16:05:00	11.75679	354.4812	357.9812	7.6445	18
02/10/91	17:35:00	3.111261	166.338	169.838	5.211	18
02/10/91	19:05:00	2.071456	279.72	283.22	4.341	18
02/10/91	20:35:00	1.796036	140.8464	144.3464	4.0435	18
02/10/91	22:05:00	1.690584	130.1904	133.6904	4.7685	18
02/10/91	23:35:00	1.063161	126.126	129.626	3.2805	18
02/11/91	01:05:00	0.700745	111.6216	115.1216	3.7	18
02/11/91	02:35:00	0.609954	353.3832	356.8832	3.6085	18
02/11/91	04:05:00	0.206624	339.4872	342.9872	2.548	18
02/11/91	05:35:00	0.241703	177.2676	180.7676	3.433	18
02/11/91	07:05:00	-0.03119	352.6164	356.1164	0.175	18
02/11/91	08:35:00	-0.33476	346.7916	350.2916	0.175	18
02/11/91	10:05:00	-0.4311	328.9392	332.4392	0.175	18
02/11/91	11:35:00	1.499936	303.3936	306.8936	0.1445	18
02/11/91	13:05:00	3.156079	315.5364	319.0364	1.3885	18
02/11/91	14:35:00	4.731776	287.5752	291.0752	1.8535	18
02/11/91	16:05:00	4.2582	289.4436	292.9436	1.495	18
02/11/91	17:35:00	2.101315	353.934	357.434	5.684	18
02/11/91	19:05:00	1.143537	353.6028	357.1028	4.8445	18
02/11/91	20:35:00	-0.26371	204.4044	207.9044	4.9895	18
02/11/91	22:05:00	-0.34505	259.5564	263.0564	4.9895	18
02/11/91	23:35:00	-0.18273	337.1256	340.6256	3.563	18
02/12/91	01:05:00	-0.13231	224.622	228.122	2.754	18
02/12/91	02:35:00	-0.21326	263.952	267.452	2.632	18
02/12/91	04:05:00	-0.40053	143.3196	146.8196	2.922	18
02/12/91	05:35:00	-0.35502	160.5132	164.0132	2.0065	18
02/12/91	07:05:00	-0.58837	160.02	163.52	3.0365	18
02/12/91	08:35:00	-0.66956	158.0976	161.5976	3.204	18
02/12/91	10:05:00	-0.40053	150.57	154.07	3.4865	18
02/12/91	11:35:00	0.897038	160.4052	163.9052	3.4865	18
02/12/91	13:05:00	1.615329	157.878	161.378	2.922	18
02/12/91	14:35:00	6.481954	265.6008	269.1008	2.548	18
02/12/91	16:05:00	5.26021	345.6936	349.1936	1.2355	18
02/12/91	17:35:00	2.811477	101.2392	104.7392	0.511	18
02/12/91	19:05:00	0.004274	236.5956	240.0956	2.365	18
02/12/91	20:35:00	-0.85275	280.1592	283.6592	3.845	18
02/12/91	22:05:00	-0.93409	152.766	156.266	4.3565	18
02/12/91	23:35:00	-0.51719	111.1824	114.6824	3.1585	18

02/13/91	01:05:00	-0.56308	97.56	101.06	2.67	18
02/13/91	02:35:00	-0.26371	92.17799	95.67799	5.3865	18
02/13/91	04:05:00	-0.274	128.8152	132.3152	8.56	18
02/13/91	05:35:00	-0.3703	66.0816	69.5816	9.177999	18
02/13/91	07:05:00	0.17617	97.668	101.168	7.6295	18
02/13/91	08:35:00	-0.02091	70.9704	74.4704	7.9805	18
02/13/91	10:05:00	0.216553	71.082	74.582	11.3605	18
02/13/91	11:35:00	0.226813	84.7044	88.2044	9.4375	18
02/13/91	13:05:00	0.272144	76.6296	80.1296	10.5365	18
02/13/91	14:35:00	3.739702	124.9704	128.4704	11.7495	18
02/13/91	16:05:00	3.101117	107.7768	111.2768	11.0245	18
02/13/91	17:35:00	1.916217	85.3632	88.8632	10.6585	18
02/13/91	19:05:00	1.354549	136.5084	140.0084	11.3755	18
02/13/91	20:35:00	0.564707	354.3732	357.8732	7.889	18
02/13/91	22:05:00	0.620189	118.3788	121.8788	5.577	18
02/13/91	23:35:00	0.846911	160.6788	164.1788	3.6695	18
02/14/91	01:05:00	0.408404	349.4844	352.9844	5.478	18
02/14/91	02:35:00	0.539601	353.934	357.434	4.547	18
02/14/91	04:05:00	1.264046	348.9912	352.4912	4.196	18
02/14/91	05:35:00	0.997585	342.396	345.896	5.0505	18
02/14/91	07:05:00	0.781265	233.6832	237.1832	4.707	18
02/14/91	08:35:00	0.690843	152.604	156.104	4.1195	18
02/14/91	10:05:00	1.344348	121.0176	124.5176	3.9445	18
02/14/91	11:35:00	2.791506	108.108	111.608	4.5625	18
02/14/91	13:05:00	5.020804	354.3732	357.8732	5.2565	18
02/14/91	14:35:00	5.180184	109.9764	113.4764	4.654	18
02/14/91	16:05:00	5.708744	73.5552	77.0552	8.438	18
02/14/91	17:35:00	2.946339	63.3924	66.8924	11.4135	18
02/14/91	19:05:00	1.66561	77.0148	80.5148	11.1315	18
02/14/91	20:35:00	1.394687	108.3276	111.8276	9.079	18
02/14/91	22:05:00	1.810816	146.9448	150.4448	6.1185	18
02/14/91	23:35:00	0.897038	183.8592	187.3592	8.629	18
02/15/91	01:05:00	0.806669	347.4504	350.9504	4.7835	18
02/15/91	02:35:00	0.917151	323.0604	326.5604	5.684	18
02/15/91	04:05:00	0.166239	354.042	357.542	2.3495	18
02/15/91	05:35:00	-0.41083	135.9576	139.4576	2.8915	18
02/15/91	07:05:00	-0.79144	353.2212	356.7212	2.945	18
02/15/91	08:35:00	-0.93409	319.986	323.486	3.3645	18
02/15/91	10:05:00	-1.1938	331.9056	335.4056	2.815	18
02/15/91	11:35:00	1.414754	351.6804	355.1804	2.67	18
02/15/91	13:05:00	0.957373	325.26	328.76	4.5315	18
02/15/91	14:35:00	5.933256	347.7276	351.2276	3.563	18
02/15/91	16:05:00	12.22992	301.6908	305.1908	3.4485	18
02/15/91	17:35:00	-0.86775	314.82	318.32	2.67	18
02/15/91	19:05:00	-3.88727	345.582	349.082	3.2575	18
02/15/91	20:35:00	-4.44887	354.6468	358.1468	2.1515	18
02/15/91	22:05:00	-4.81302	324.378	327.878	1.7395	18
02/15/91	23:35:00	-4.98755	355.2516	358.7516	2.7695	18
02/16/91	01:05:00	-5.07791	143.7588	147.2588	3.822	18
02/16/91	02:35:00	-5.02994	157.7664	161.2664	4.1425	18
02/16/91	04:05:00	-5.16281	144.9108	148.4108	4.9895	18
02/16/91	05:35:00	-5.09913	127.7748	131.2748	3.761	18

02/16/91	07:05:00	-5.24781	139.7484	143.2484	4.341	18
02/16/91	08:35:00	-5.23735	354.042	357.542	4.1425	18
02/16/91	10:05:00	-5.22655	353.8224	357.3224	1.7925	18
02/16/91	11:35:00	-0.72549	354.3732	357.8732	1.48	18
02/16/91	13:05:00	-0.85275	294.9912	298.4912	4.257	18
02/16/91	14:35:00	-0.80176	307.8432	311.3432	4.318	18
02/16/91	16:05:00	-3.56357	283.5108	287.0108	3.761	18
02/16/91	17:35:00	-1.12766	288.7812	292.2812	4.303	18
02/16/91	19:05:00	-5.48763	313.8336	317.3336	2.876	18
02/16/91	20:35:00	-6.66574	331.3548	334.8548	2.0065	18
02/16/91	22:05:00	-7.67149	328.7196	332.2196	2.121	18
02/16/91	23:35:00	-7.75426	294.2748	297.7748	1.129	18
02/17/91	01:05:00	-7.36381	343.7172	347.2172	3.189	18
02/17/91	02:35:00	-7.21018	312.9516	316.4516	1.6705	18
02/17/91	04:05:00	-6.58437	324.0504	327.5504	3.845	18
02/17/91	05:35:00	-6.62202	277.7976	281.2976	5.745	18
02/17/91	07:05:00	-6.61137	304.5492	308.0492	3.746	18
02/17/91	08:35:00	-6.55703	337.014	340.514	4.6005	18
02/17/91	10:05:00	-5.96926	296.694	300.194	5.8515	18
02/17/91	11:35:00	-4.16503	296.694	300.194	3.1205	18
02/17/91	13:05:00	-4.16503	283.95	287.45	6.416501	18
02/17/91	14:35:00	-3.81428	294.9912	298.4912	5.516	18
02/17/91	16:05:00	-4.71776	282.7404	286.2404	8.2245	18
02/17/91	17:35:00	-5.23735	288.18	291.68	4.1425	18
02/17/91	19:05:00	-6.94828	272.304	275.804	2.609	18
02/17/91	20:35:00	-7.36381	282.3552	285.8552	4.5315	18
02/17/91	22:05:00	-7.38574	315.3708	318.8708	4.6235	18
02/17/91	23:35:00	-7.48433	283.5108	287.0108	2.922	18
02/18/91	01:05:00	-7.39653	311.1948	314.6948	2.815	18
02/18/91	02:35:00	-6.49778	308.502	312.002	2.4715	18
02/18/91	04:05:00	-6.72514	300.6468	304.1468	2.2275	18
02/18/91	05:35:00	-6.87192	351.792	355.292	1.6705	18
02/18/91	07:05:00	-5.89398	257.2524	260.7524	2.632	18
02/18/91	08:35:00	-4.93997	105.03	108.53	4.959	18
02/18/91	10:05:00	-3.16818	113.1624	116.6624	7.164	18
02/18/91	11:35:00	-2.5321	98.7696	102.2696	6.851	18
02/18/91	13:05:00	-1.91462	99.20879	102.7088	13.382	18
02/18/91	14:35:00	-2.72291	58.7772	62.2772	16.8915	18
02/18/91	16:05:00	-0.7508	98.7696	102.2696	15.442	18
02/18/91	17:35:00	-0.80176	110.0844	113.5844	11.7645	18
02/18/91	19:05:00	-1.98153	132.1128	135.6128	8.2245	18
02/18/91	20:35:00	-1.35697	325.6416	329.1416	10.681	18
02/18/91	22:05:00	-0.79144	347.9472	351.4472	9.139999	18
02/18/91	23:35:00	-1.16841	304.164	307.664	8.293	18
02/19/91	01:05:00	-1.87363	329.9832	333.4832	6.4545	18
02/19/91	02:35:00	-1.45403	332.0712	335.5712	7.0265	18
02/19/91	04:05:00	-1.43863	346.1868	349.6868	4.425	18
02/19/91	05:35:00	-1.1173	346.464	349.964	4.0205	18
02/19/91	07:05:00	-1.32652	305.0964	308.5964	5.0505	18
02/19/91	08:35:00	-1.582	305.208	308.708	5.0735	18
02/19/91	10:05:00	-1.48986	294.4404	297.9404	4.44	18
02/19/91	11:35:00	-0.7508	296.2548	299.7548	6.6145	18

02/19/91	13:05:00	-0.48195	293.8356	297.3356	7.866	18
02/19/91	14:35:00	-0.7508	291.9672	295.4672	9.620501	18
02/19/91	16:05:00	0.408404	293.3964	296.8964	7.5075	18
02/19/91	17:35:00	-4.50686	274.1148	277.6148	7.3625	18
02/19/91	19:05:00	-7.35267	270.1044	273.6044	8.3925	18
02/19/91	20:35:00	-8.96406	353.0556	356.5556	4.0585	18
02/19/91	22:05:00	-8.69991	135.0792	138.5792	4.486	18
02/19/91	23:35:00	-8.26419	341.7948	345.2948	5.0885	18
02/20/91	01:05:00	-8.37556	329.9832	333.4832	3.624	18
02/20/91	02:35:00	-7.98108	309.492	312.992	6.6605	18
02/20/91	04:05:00	-8.59929	346.9032	350.4032	4.799	18
02/20/91	05:35:00	-8.98659	287.6832	291.1832	4.4095	18
02/20/91	07:05:00	-9.00913	282.4668	285.9668	4.6845	18
02/20/91	08:35:00	-9.36025	276.4224	279.9224	10.773	18
02/20/91	10:05:00	-10.2818	287.244	290.744	6.7215	18
02/20/91	11:35:00	-8.67198	285.3756	288.8756	8.087	18
02/20/91	13:05:00	-7.74341	323.0604	326.5604	7.118	18
02/20/91	14:35:00	-7.19405	318.8844	322.3844	5.5005	18
02/20/91	16:05:00	-7.98108	290.9808	294.4808	8.293	18
02/20/91	17:35:00	-8.45382	285.2676	288.7676	8.6515	18
02/20/91	19:05:00	-9.66164	296.2548	299.7548	7.2785	18
02/20/91	20:35:00	-10.2818	285.9264	289.4264	8.4685	18
02/20/91	22:05:00	-10.3686	318.3372	321.8372	6.775	18
02/20/91	23:35:00	-10.3974	324.7632	328.2632	5.455	18
02/21/91	01:05:00	-10.1952	292.7376	296.2376	6.088	18
02/21/91	02:35:00	-9.8907	285.5412	289.0412	6.8665	18
02/21/91	04:05:00	-9.99978	298.89	302.39	4.2875	18
02/21/91	05:35:00	-9.753	340.3116	343.8116	2.632	18
02/21/91	07:05:00	-9.13345	338.8824	342.3824	2.815	18
02/21/91	08:35:00	-8.84601	318.006	321.506	3.9445	18
02/21/91	10:05:00	-8.05846	129.4776	132.9776	3.7915	18
02/21/91	11:35:00	-5.68509	351.2412	354.7412	5.1575	18
02/21/91	13:05:00	-4.43818	157.7664	161.2664	4.7685	18
02/21/91	14:35:00	-3.76703	115.2468	118.7468	5.3555	18
02/21/91	16:05:00	-2.65081	156.6144	160.1144	3.761	18
02/21/91	17:35:00	-4.67035	172.872	176.372	4.2265	18
02/21/91	19:05:00	-5.31685	164.7972	168.2972	5.287	18
02/21/91	20:35:00	-5.23735	352.0656	355.5656	4.181	18
02/21/91	22:05:00	-4.97713	117.1152	120.6152	5.0735	18
02/21/91	23:35:00	-4.95074	136.3968	139.8968	5.1725	18
02/22/91	01:05:00	-4.53311	123.984	127.484	4.669	18
02/22/91	02:35:00	-5.26384	134.0892	137.5892	5.0505	18
02/22/91	04:05:00	-4.71776	345.582	349.082	2.716	18
02/22/91	05:35:00	-4.83936	354.2616	357.7616	2.2275	18
02/22/91	07:05:00	-4.53311	321.9084	325.4084	3.4485	18
02/22/91	08:35:00	-4.77074	292.518	296.018	7.6295	18
02/22/91	10:05:00	-4.44887	282.906	286.406	9.0635	18
02/22/91	11:35:00	-3.56357	270.1044	273.6044	8.7815	18
02/22/91	13:05:00	-2.23844	287.5752	291.0752	8.5295	18
02/22/91	14:35:00	-2.27957	271.7532	275.2532	7.927	18
02/22/91	16:05:00	-3.48026	304.6572	308.1572	8.194	18
02/22/91	17:35:00	-4.19117	277.3008	280.8008	8.1025	18

02/22/91	19:05:00	-5.09913	264.7224	268.2224	4.9895	18
02/22/91	20:35:00	-5.76541	287.136	290.636	5.02	18
02/22/91	22:05:00	-5.53554	281.4768	284.9768	5.7755	18
02/22/91	23:35:00	-5.43415	276.9732	280.4732	6.2105	18
02/23/91	01:05:00	-5.32766	296.0892	299.5892	5.0735	18
02/23/91	02:35:00	-5.24781	322.128	325.628	3.578	18
02/23/91	04:05:00	-5.12035	330.0912	333.5912	3.2805	18
02/23/91	05:35:00	-4.97713	339.5952	343.0952	4.6235	18
02/23/91	07:05:00	-5.17883	263.952	267.452	2.2275	18
02/23/91	08:35:00	-5.07791	259.8336	263.3336	1.5715	18
02/23/91	10:05:00	-3.14233	353.2212	356.7212	0.923	18
02/23/91	11:35:00	-1.06121	283.6188	287.1188	1.129	18
02/23/91	13:05:00	0.937264	270.9828	274.4828	1.9455	18
02/23/91	14:35:00	-0.14724	317.1276	320.6276	2.5785	18
02/23/91	16:05:00	2.7067	294.1128	297.6128	1.068	18
02/23/91	17:35:00	0.972535	354.978	358.478	1.976	18
02/23/91	19:05:00	-0.41083	350.3628	353.8628	1.6325	18
02/23/91	20:35:00	-3.60525	276.8616	280.3616	1.358	18
02/23/91	22:05:00	-3.45944	353.8224	357.3224	1.144	18
02/23/91	23:35:00	-2.15621	351.2412	354.7412	1.6705	18
02/24/91	01:05:00	-2.59905	320.8104	324.3104	1.48	18
02/24/91	02:35:00	-1.29074	289.6632	293.1632	1.091	18
02/24/91	04:05:00	-2.32071	327.8412	331.3412	1.6705	18
02/24/91	05:35:00	-1.97111	244.3968	247.8968	0.923	18
02/24/91	07:05:00	-1.53575	250.6572	254.1572	1.1745	18
02/24/91	08:35:00	-1.16841	177.7068	181.2068	0.656	18
02/24/91	10:05:00	1.254169	264.996	268.496	1.1135	18
02/24/91	11:35:00	3.979217	324.4896	327.9896	1.297	18
02/24/91	13:05:00	6.411945	353.6028	357.1028	2.1895	18
02/24/91	14:35:00	5.653851	331.0272	334.5272	2.7005	18
02/24/91	16:05:00	5.05575	354.4812	357.9812	3.4485	18
02/24/91	17:35:00	5.579031	354.2616	357.7616	2.4565	18
02/24/91	19:05:00	3.585105	354.3732	357.8732	1.3275	18

(H1231\WEATHER\MAXMAY22.WK3)

APPENDIX B-3

**WEATHER STATION
DAILY AVERAGE**

BOND GOLD CANADA INC.
 RED MOUNTAIN PROJECT
 WEATHER STATION DATA - DAILY AVERAGE
 October 11, 1990 to February 24, 1991

Notes:

- Date - Date of installation.
- Time - Time data logger started in Pacific Standard Time.
- Analog 1 - Temperature is in degrees celsius.
- Analog 2 - Wind direction in degrees relative to tower installation.
- Adjusted - Wind direction has been adjusted to true degrees.
- Analog 3 - Wind speed in metres/second.
- Acc. 9 - Tipping bucket rain gauge (number of tips).

Note: Wind direction cannot be averaged in the Lakewood Program and should be ignored in this file.

DAILY AVERAGE

DATE	TIME	ANALOG 1 TP6 DEG. CEL.	ANALOG 2 AZIMUTH REL. DEG.	ADJUSTED AZIMUTH TRUE DEG.	ANALOG 3 WINDSPED M/S	ACC. 9
11-Oct-90	17:35:00	-2.35142	116.2368	119.7368	4.5165	14
12-Oct-90	17:35:00	-0.90342	217.0404	220.5404	3.2575	14
13-Oct-90	17:35:00	-2.85235	230.5548	234.0548	3.1355	14
14-Oct-90	17:35:00	-3.57928	174.6324	178.1324	1.007	14
15-Oct-90	17:35:00	-4.11243	100.0872	103.5872	1.831	14
16-Oct-90	17:35:00	-4.71257	235.5516	239.0516	2.2045	14
17-Oct-90	17:35:00	-4.39092	66.5784	70.0784	8.7355	14
18-Oct-90	17:35:00	-3.91881	172.2132	175.7132	5.104	14
19-Oct-90	17:35:00	-5.3329	259.9416	263.4416	1.724	14
20-Oct-90	17:35:00	-1.86859	141.9444	145.4444	4.2115	14
21-Oct-90	17:35:00	-2.20743	187.1028	190.6028	3.3795	14
22-Oct-90	17:35:00	-3.04376	211.932	215.432	2.632	14
23-Oct-90	17:35:00	-0.45137	74.7072	78.2072	7.4845	14
24-Oct-90	17:35:00	-0.60367	209.1852	212.6852	2.838	16
25-Oct-90	17:35:00	-4.79188	73.9944	77.4944	5.394	18
26-Oct-90	17:35:00	-2.10974	67.1256	70.6256	6.79	18
27-Oct-90	17:35:00	-2.00205	129.312	132.812	6.9425	18
28-Oct-90	17:35:00	-3.67841	129.2004	132.7004	2.716	18
29-Oct-90	17:35:00	-3.93459	79.8156	83.3156	6.3855	18
30-Oct-90	17:35:00	-2.57842	59.6016	63.1016	7.2935	18
31-Oct-90	17:35:00	-4.71257	241.3188	244.8188	1.907	18
01-Nov-90	17:35:00	-4.69665	231.3216	234.8216	1.602	18
02-Nov-90	17:35:00	-4.04441	121.1796	124.6796	2.815	18

03-Nov-90	17:35:00	-2.88321	77.1228	80.6228	7.0875	18
04-Nov-90	17:35:00	-3.87699	172.4328	175.9328	0.984	18
05-Nov-90	17:35:00	-4.32785	94.97881	98.47881	2.22	18
06-Nov-90	17:35:00	-3.60012	155.2392	158.7392	2.8075	18
07-Nov-90	17:35:00	-3.67841	250.3296	253.8296	5.493	18
08-Nov-90	17:35:00	-9.82762	236.5416	240.0416	4.44	18
09-Nov-90	17:35:00	-9.9595	210.1716	213.6716	3.25	18
10-Nov-90	17:35:00	-9.74176	127.5516	131.0516	2.533	18
11-Nov-90	17:35:00	-8.01413	121.4568	124.9568	2.327	18
12-Nov-90	17:35:00	-4.38575	88.7688	92.2688	7.286	18
13-Nov-90	17:35:00	-5.41284	226.3248	229.8248	3.166	18
14-Nov-90	17:35:00	-6.64406	193.968	197.468	1.297	18
15-Nov-90	17:35:00	-3.40214	230.7744	234.2744	3.555	18
16-Nov-90	17:35:00	-3.8506	209.0196	212.5196	2.327	18
17-Nov-90	17:35:00	-4.58597	190.89	194.39	2.3725	18
18-Nov-90	17:35:00	-3.64695	254.9448	258.4448	4.1425	18
19-Nov-90	17:35:00	-7.00294	221.2164	224.7164	1.312	18
20-Nov-90	17:35:00	-12.6378	99.0432	102.5432	1.495	18
21-Nov-90	17:35:00	-11.8135	122.2236	125.7236	4.3255	18
22-Nov-90	17:35:00	-10.6241	145.9008	149.4008	3.7	18
23-Nov-90	17:35:00	-12.5773	127.1124	130.6124	1.617	18
24-Nov-90	17:35:00	-10.7286	107.01	110.51	1.915	18
25-Nov-90	17:35:00	-11.4274	107.9424	111.4424	1.2205	18
26-Nov-90	17:35:00	-8.02539	231.3756	234.8756	1.9605	18
27-Nov-90	17:35:00	-7.17757	250.11	253.61	3.685	18
28-Nov-90	17:35:00	-6.12535	252.0864	255.5864	4.8215	18
29-Nov-90	17:35:00	-10.4149	186.498	189.998	2.3955	18
30-Nov-90	17:35:00	-12.1307	200.7792	204.2792	2.1055	18
01-Dec-90	17:35:00	-11.3387	219.6756	223.1756	2.655	18
02-Dec-90	17:35:00	-14.5898	124.7508	128.2508	2.3495	18
03-Dec-90	17:35:00	-4.72295	81.2448	84.7448	6.0805	18
04-Dec-90	17:35:00	-7.18832	168.8076	172.3076	3.41	18
05-Dec-90	17:35:00	-4.77594	251.5932	255.0932	3.624	18
06-Dec-90	17:35:00	-1.33656	250.11	253.61	4.631	18
07-Dec-90	17:35:00	-2.23338	185.7816	189.2816	4.8905	18
08-Dec-90	17:35:00	-4.09147	219.2904	222.7904	4.295	18
09-Dec-90	17:35:00	-5.39154	187.4844	190.9844	2.0215	18
10-Dec-90	17:35:00	-7.58884	91.4076	94.9076	1.1595	18
11-Dec-90	17:35:00	-9.93054	86.8464	90.3464	2.6625	18
12-Dec-90	17:35:00	-8.34231	131.7816	135.2816	3.845	18
13-Dec-90	17:35:00	-6.303	243.9576	247.4576	2.258	18
14-Dec-90	17:35:00	-9.83888	108.9864	112.4864	2.388	18
15-Dec-90	17:35:00	-12.3355	107.2296	110.7296	1.4265	18
16-Dec-90	17:35:00	-7.64946	164.6316	168.1316	2.3955	18
17-Dec-90	17:35:00	-6.34616	256.3704	259.8704	4.2645	18
18-Dec-90	17:35:00	-20.0785	66.0816	69.5816	6.462	18
19-Dec-90	17:35:00	-16.6161	128.6532	132.1532	3.517	18
20-Dec-90	17:35:00	-11.7299	98.712	102.212	2.3345	18
21-Dec-90	17:35:00	-10.9918	159.6348	163.1348	0.656	18
22-Dec-90	17:35:00	-8.91349	128.9268	132.4268	0.8085	18

23-Dec-90	17:35:00	-7.38035	179.4636	182.9636	2.113	18
24-Dec-90	17:35:00	-5.30115	166.2264	169.7264	0.6405	18
25-Dec-90	17:35:00	-3.89241	246.0996	249.5996	1.8845	18
26-Dec-90	17:35:00	-3.93459	248.2416	251.7416	4.463	18
27-Dec-90	17:35:00	-12.9305	172.4904	175.9904	5.325	18
28-Dec-90	17:35:00	-20.3183	95.47199	98.97199	3.845	18
29-Dec-90	17:35:00	-11.2622	202.2624	205.7624	1.4875	18
30-Dec-90	17:35:00	-10.0857	168.3684	171.8684	0.61	18
31-Dec-90	17:35:00	-16.0629	183.474	186.974	2.113	18
01-Jan-91	17:35:00	-18.7359	110.9628	114.4628	2.5785	18
02-Jan-91	17:35:00	-14.6277	104.4828	107.9828	2.449	18
03-Jan-91	17:35:00	-11.2915	138.4308	141.9308	1.19	18
04-Jan-91	17:35:00	-8.08064	75.0924	78.5924	2.7845	18
05-Jan-91	17:35:00	-14.5835	51.6348	55.1348	10.582	18
06-Jan-91	17:35:00	-15.727	133.8696	137.3696	3.639	18
07-Jan-91	17:35:00	-13.5836	47.1312	50.6312	10.2385	18
08-Jan-91	17:35:00	-14.8964	104.2056	107.7056	6.0045	18
09-Jan-91	17:35:00	-14.0333	102.5604	106.0604	2.533	18
10-Jan-91	17:35:00	-8.59342	72.7308	76.2308	2.2965	18
11-Jan-91	17:35:00	-4.04441	87.4512	90.9512	4.5775	18
12-Jan-91	17:35:00	-1.60245	97.9452	101.4452	5.2185	18
13-Jan-91	17:35:00	-2.24349	197.5392	201.0392	1.8615	18
14-Jan-91	17:35:00	-2.95073	139.914	143.414	4.364	18
15-Jan-91	17:35:00	-3.26687	135.4104	138.9104	1.823	18
16-Jan-91	17:35:00	-1.32117	198.252	201.752	2.754	18
17-Jan-91	17:35:00	0.630097	206.2728	209.7728	2.815	18
18-Jan-91	17:35:00	-9.67885	234.342	237.842	4.8065	18
19-Jan-91	17:35:00	-6.14687	153.81	157.31	1.0375	18
20-Jan-91	17:35:00	-0.4414	189.1872	192.6872	1.411	18
21-Jan-91	17:35:00	-2.89372	241.596	245.096	2.693	18
22-Jan-91	17:35:00	-6.37872	170.0712	173.5712	1.068	18
23-Jan-91	17:35:00	-7.52287	185.3964	188.8964	1.068	18
24-Jan-91	17:35:00	-7.8317	113.7096	117.2096	2.7085	18
25-Jan-91	17:35:00	-7.51206	77.4	80.9	4.9895	18
26-Jan-91	17:35:00	-0.87808	139.5828	143.0828	1.6935	18
27-Jan-91	17:35:00	-3.04886	149.6376	153.1376	2.029	18
28-Jan-91	17:35:00	-9.54767	114.48	117.98	2.8075	18
29-Jan-91	17:35:00	-8.28645	209.5704	213.0704	3.9595	18
30-Jan-91	17:35:00	-5.66931	257.0868	260.5868	4.028	18
31-Jan-91	17:35:00	-2.76931	160.02	163.52	3.395	18
01-Feb-91	17:35:00	-0.02589	186.8256	190.3256	4.8825	18
02-Feb-91	17:35:00	-0.69486	219.402	222.902	4.318	18
03-Feb-91	17:35:00	-6.88832	184.7952	188.2952	3.639	18
04-Feb-91	17:35:00	-3.22534	68.004	71.504	7.7745	18
05-Feb-91	17:35:00	-5.86726	222.2028	225.7028	5.2335	18
06-Feb-91	17:35:00	-3.08521	206.4924	209.9924	5.9205	18
07-Feb-91	17:35:00	-8.0421	248.7924	252.2924	4.219	18
08-Feb-91	17:35:00	-6.75789	104.7024	108.2024	1.915	18
09-Feb-91	17:35:00	-2.11513	99.756	103.256	4.9745	18
10-Feb-91	17:35:00	1.51013	98.87759	102.3776	4.3255	18

11-Feb-91	17:35:00	0.72583	120.852	124.352	1.4495	18
12-Feb-91	17:35:00	0.090409	128.376	131.876	1.869	18
13-Feb-91	17:35:00	-0.46666	72.4536	75.9536	5.2795	18
14-Feb-91	17:35:00	1.268983	100.692	104.192	3.555	18
15-Feb-91	17:35:00	-0.24346	188.586	192.086	2.6245	18
16-Feb-91	17:35:00	-4.83416	168.48	171.98	2.014	18
17-Feb-91	17:35:00	-6.65472	242.4744	245.9744	2.052	18
18-Feb-91	17:35:00	-5.69596	153.9756	157.4756	3.975	18
19-Feb-91	17:35:00	-2.27451	230.1696	233.6696	3.845	18
20-Feb-91	17:35:00	-9.08828	235.7172	239.2172	3.5935	18
21-Feb-91	17:35:00	-8.49299	175.7844	179.2844	3.059	18
22-Feb-91	17:35:00	-4.82342	181.9908	185.4908	3.5855	18
23-Feb-91	17:35:00	-3.87699	231.5412	235.0412	1.7775	18
24-Feb-91	17:35:00	-0.7155	149.58	153.08	0.6255	18

(L:\HALLAM\H1231\WEATHER\AVGMAY-A.WK3)

APPENDIX B-4

**WEATHER STATION
MIDNIGHT SIGNATURE**

BOND GOLD CANADA INC.
 RED MOUNTAIN PROJECT
 WEATHER STATION DATA - MIDNIGHT SIGNATURE
 October 10, 1990 to February, 24, 1991

Notes:

- Date - Date of installation.
- Time - Time data logger started in Pacific Standard Time and midnight or signature readings.
- Analog 1 - Temperature is in degrees celsius.
- Analog 2 - Wind direction in degrees relative to tower installation.
- Adjusted - Wind direction has been adjusted to true degrees.
- Analog 3 - Wind speed in metres/second.
- Acc. 9 - Tipping bucket rain gauge (number of tips).

MIDNIGHT SIGNATURE

DATE	TIME	ANALOG 1 TP6 Deg. C	ANALOG 2 AZIMUTH DEG. REL.	ADJUSTED AZIMUTH TRUE DEG.	ANALOG 3 WINDSPED M/S	ACC. 9
10-Oct-90	17:36:22	-2.0791	281.8044	285.3044	0.9685	0
11-Oct-90	00:00:00	-3.44375	3.6792	7.1792	0.6025	14
12-Oct-90	00:00:00	-1.98153	343.4976	346.9976	3.5245	14
13-Oct-90	00:00:00	-3.75128	267.7968	271.2968	4.387	14
14-Oct-90	00:00:00	-4.73888	240.9372	244.4372	1.8385	14
15-Oct-90	00:00:00	-6.48679	104.2632	107.7632	3.9825	14
16-Oct-90	00:00:00	-6.18993	272.304	275.804	3.3645	14
17-Oct-90	00:00:00	-4.16503	74.9808	78.4808	2.632	14
18-Oct-90	00:00:00	-2.02762	45.8136	49.3136	8.2245	14
19-Oct-90	00:00:00	-6.82842	248.022	251.522	1.915	14
20-Oct-90	00:00:00	-2.38753	287.9604	291.4604	1.1745	14
21-Oct-90	00:00:00	-1.27536	23.1804	26.6804	2.0445	14
22-Oct-90	00:00:00	-3.9291	281.5848	285.0848	3.5245	14
23-Oct-90	00:00:00	-0.83209	78.2784	81.7784	3.0975	14
24-Oct-90	00:00:00	-0.10678	118.5444	122.0444	0.038	14
25-Oct-90	00:00:00	-5.06713	90.3636	93.8636	2.754	17
26-Oct-90	00:00:00	-2.87812	39.6036	43.1036	10.17	18
27-Oct-90	00:00:00	-1.84809	47.6244	51.1244	10.994	18
28-Oct-90	00:00:00	-4.73888	224.0712	227.5712	1.869	18
29-Oct-90	00:00:00	-3.39191	75.7512	79.2512	4.242	18
30-Oct-90	00:00:00	-3.43352	54.6552	58.1552	7.3625	18
31-Oct-90	00:00:00	-5.04071	213.5772	217.0772	0.053	18
01-Nov-90	00:00:00	-5.24781	193.6368	197.1368	2.487	18
02-Nov-90	00:00:00	-5.10957	115.3584	118.8584	3.685	18
03-Nov-90	00:00:00	-3.72527	49.3272	52.8272	11.391	18

04-Nov-90	00:00:00	-3.93973	229.8924	233.3924	0.114	18
05-Nov-90	00:00:00	-6.08762	157.0536	160.5536	1.556	18
06-Nov-90	00:00:00	-2.95582	89.2656	92.7656	2.3495	18
07-Nov-90	00:00:00	-2.48546	216.216	219.716	3.578	18
08-Nov-90	00:00:00	-10.3572	269.118	272.618	6.5535	18
09-Nov-90	00:00:00	-8.72822	249.012	252.512	3.563	18
10-Nov-90	00:00:00	-10.057	241.0452	244.5452	2.0445	18
11-Nov-90	00:00:00	-7.74341	189.4068	192.9068	0.511	18
12-Nov-90	00:00:00	-6.83947	333.3348	336.8348	1.373	18
13-Nov-90	00:00:00	-4.86572	12.798	16.298	4.8445	18
14-Nov-90	00:00:00	-7.39653	273.7872	277.2872	0.526	18
15-Nov-90	00:00:00	-6.12535	271.422	274.922	0.7015	18
16-Nov-90	00:00:00	-3.11139	236.9268	240.4268	0.6865	18
17-Nov-90	00:00:00	-5.29034	112.446	115.946	3.761	18
18-Nov-90	00:00:00	-4.23315	257.2524	260.7524	4.1045	18
19-Nov-90	00:00:00	-6.52474	211.4352	214.9352	3.7	18
20-Nov-90	00:00:00	-12.6987	117.0072	120.5072	4.4095	18
21-Nov-90	00:00:00	-12.1485	210.1716	213.6716	0.114	18
22-Nov-90	00:00:00	-11.2857	276.696	280.196	2.403	18
23-Nov-90	00:00:00	-11.4568	210.0636	213.5636	0.2975	18
24-Nov-90	00:00:00	-12.1485	66.4128	69.9128	4.501	18
25-Nov-90	00:00:00	-11.5341	51.1416	54.6416	1.6555	18
26-Nov-90	00:00:00	-9.46226	109.6992	113.1992	0.114	18
27-Nov-90	00:00:00	-7.49549	261.0972	264.5972	3.1205	18
28-Nov-90	00:00:00	-4.60153	268.8408	272.3408	3.006	18
29-Nov-90	00:00:00	-8.8685	246.2076	249.7076	0.16	18
30-Nov-90	00:00:00	-14.3613	44.0532	47.5532	1.0145	18
01-Dec-90	00:00:00	-10.1491	132.1128	135.6128	2.8305	18
02-Dec-90	00:00:00	-15.8648	49.1076	52.6076	1.8535	18
03-Dec-90	00:00:00	-6.06611	96.7356	100.2356	7.6295	18
04-Dec-90	00:00:00	-7.53944	255.492	258.992	13.817	18
05-Dec-90	00:00:00	-6.40032	256.7556	260.2556	5.4015	18
06-Dec-90	00:00:00	-1.91462	282.6288	286.1288	6.4315	18
07-Dec-90	00:00:00	-1.01049	284.8824	288.3824	12.7105	18
08-Dec-90	00:00:00	-1.86354	183.8592	187.3592	8.3465	18
09-Dec-90	00:00:00	-4.19117	203.472	206.972	1.251	18
10-Dec-90	00:00:00	-6.78495	44.9892	48.4892	2.029	18
11-Dec-90	00:00:00	-11.1445	36.144	39.644	1.6705	18
12-Dec-90	00:00:00	-9.9595	104.2632	107.7632	6.4315	18
13-Dec-90	00:00:00	-7.84836	3.4596	6.9596	0.9685	18
14-Dec-90	00:00:00	-11.724	292.9572	296.4572	0.038	18
15-Dec-90	00:00:00	-10.8805	0.7128	4.2128	1.144	18
16-Dec-90	00:00:00	-9.84489	132.9912	136.4912	3.578	18
17-Dec-90	00:00:00	-3.04886	254.34	257.84	11.658	18
18-Dec-90	00:00:00	-20.2504	8.236799	11.7368	2.2275	18
19-Dec-90	00:00:00	-17.6043	337.6188	341.1188	4.341	18
20-Dec-90	00:00:00	-10.6066	19.6632	23.1632	7.2405	18
21-Dec-90	00:00:00	-9.40565	264.1716	267.6716	0.053	18
22-Dec-90	00:00:00	-12.0588	190.0116	193.5116	0.8695	18
23-Dec-90	00:00:00	-8.42016	120.906	124.406	0.6025	18

24-Dec-90	00:00:00	-5.02994	235.6632	239.1632	2.0065	18
25-Dec-90	00:00:00	-4.80227	248.3532	251.8532	3.9595	18
26-Dec-90	00:00:00	-4.44887	243.5184	247.0184	9.139999	18
27-Dec-90	00:00:00	-5.2053	222.8616	226.3616	3.433	18
28-Dec-90	00:00:00	-20.3858	55.4796	58.9796	8.148	18
29-Dec-90	00:00:00	-13.5157	219.7332	223.2332	0.0005	18
30-Dec-90	00:00:00	-9.16161	16.1496	19.6496	0.5795	18
31-Dec-90	00:00:00	-16.6364	297.2412	300.7412	1.4265	18
01-Jan-91	00:00:00	-19.1166	57.4596	60.9596	11.8105	18
02-Jan-91	00:00:00	-16.9604	117.8856	121.3856	7.889	18
03-Jan-91	00:00:00	-12.4864	273.7872	277.2872	0.16	18
04-Jan-91	00:00:00	-8.33646	77.5656	81.0656	2.388	18
05-Jan-91	00:00:00	-13.3174	55.9188	59.4188	9.796	18
06-Jan-91	00:00:00	-18.1826	232.3656	235.8656	2.2735	18
07-Jan-91	00:00:00	-12.0706	45.8136	49.3136	9.308	18
08-Jan-91	00:00:00	-13.497	44.9892	48.4892	8.3465	18
09-Jan-91	00:00:00	-14.8775	73.116	76.616	3.2575	18
10-Jan-91	00:00:00	-9.09975	59.7096	63.2096	3.2805	18
11-Jan-91	00:00:00	-6.25457	107.2836	110.7836	6.92	18
12-Jan-91	00:00:00	-2.68668	69.1596	72.6596	7.042	18
13-Jan-91	00:00:00	-1.7148	75.8628	79.3628	0.5415	18
14-Jan-91	00:00:00	-3.36055	290.5416	294.0416	3.2575	18
15-Jan-91	00:00:00	-2.73341	11.0952	14.5952	0.511	18
16-Jan-91	00:00:00	-2.65081	287.5752	291.0752	1.5715	18
17-Jan-91	00:00:00	2.336783	9.558001	13.058	5.455	18
18-Jan-91	00:00:00	-9.90198	260.3808	263.8808	13.901	18
19-Jan-91	00:00:00	-4.01831	162.4356	165.9356	0.9685	18
20-Jan-91	00:00:00	0.014547	318.3372	321.8372	3.2575	18
21-Jan-91	00:00:00	0.368065	251.8128	255.3128	4.242	18
22-Jan-91	00:00:00	-7.7322	88.3872	91.8872	0.1445	18
23-Jan-91	00:00:00	-7.29808	69.4872	72.9872	2.243	18
24-Jan-91	00:00:00	-8.23648	348.9912	352.4912	4.2875	18
25-Jan-91	00:00:00	-8.68888	56.8008	60.3008	10.5975	18
26-Jan-91	00:00:00	-3.63669	339.156	342.656	0.7625	18
27-Jan-91	00:00:00	-2.72291	8.568	12.068	1.068	18
28-Jan-91	00:00:00	-11.1561	345.582	349.082	1.617	18
29-Jan-91	00:00:00	-11.7717	49.3272	52.8272	2.304	18
30-Jan-91	00:00:00	-6.40032	250.3296	253.8296	7.408	18
31-Jan-91	00:00:00	-5.41808	128.0484	131.5484	4.9285	18
01-Feb-91	00:00:00	-0.72549	87.78239	91.28239	9.163	18
02-Feb-91	00:00:00	-0.49192	299.1096	302.6096	1.251	18
03-Feb-91	00:00:00	-8.84601	258.57	262.07	7.6295	18
04-Feb-91	00:00:00	-3.8979	97.56	101.06	1.495	18
05-Feb-91	00:00:00	-5.66931	261.2052	264.7052	14.969	18
06-Feb-91	00:00:00	-3.50108	268.128	271.628	11.574	18
07-Feb-91	00:00:00	-7.31998	239.1768	242.6768	7.9805	18
08-Feb-91	00:00:00	-9.9595	112.1184	115.6184	2.8915	18
09-Feb-91	00:00:00	-3.04886	168.9732	172.4732	0.8085	18
10-Feb-91	00:00:00	-0.7508	111.1824	114.6824	5.905	18
11-Feb-91	00:00:00	0.368065	47.6244	51.1244	4.425	18

12-Feb-91	00:00:00	-0.14724	67.2912	70.7912	1.297	18
13-Feb-91	00:00:00	-0.84242	95.0868	98.5868	0.5645	18
14-Feb-91	00:00:00	0.125845	90.3636	93.8636	2.594	18
15-Feb-91	00:00:00	0.327719	15.93	19.43	4.585	18
16-Feb-91	00:00:00	-5.76541	105.7464	109.2464	4.257	18
17-Feb-91	00:00:00	-7.71557	276.2568	279.7568	1.358	18
18-Feb-91	00:00:00	-7.60002	247.1436	250.6436	2.647	18
19-Feb-91	00:00:00	-2.54731	323.9388	327.4388	3.2575	18
20-Feb-91	00:00:00	-8.52083	301.9104	305.4104	1.724	18
21-Feb-91	00:00:00	-10.5076	257.2524	260.7524	2.7695	18
22-Feb-91	00:00:00	-5.71735	76.302	79.802	2.365	18
23-Feb-91	00:00:00	-5.56214	290.6496	294.1496	3.8985	18
24-Feb-91	00:00:00	-2.97652	168.8616	172.3616	0.1445	18

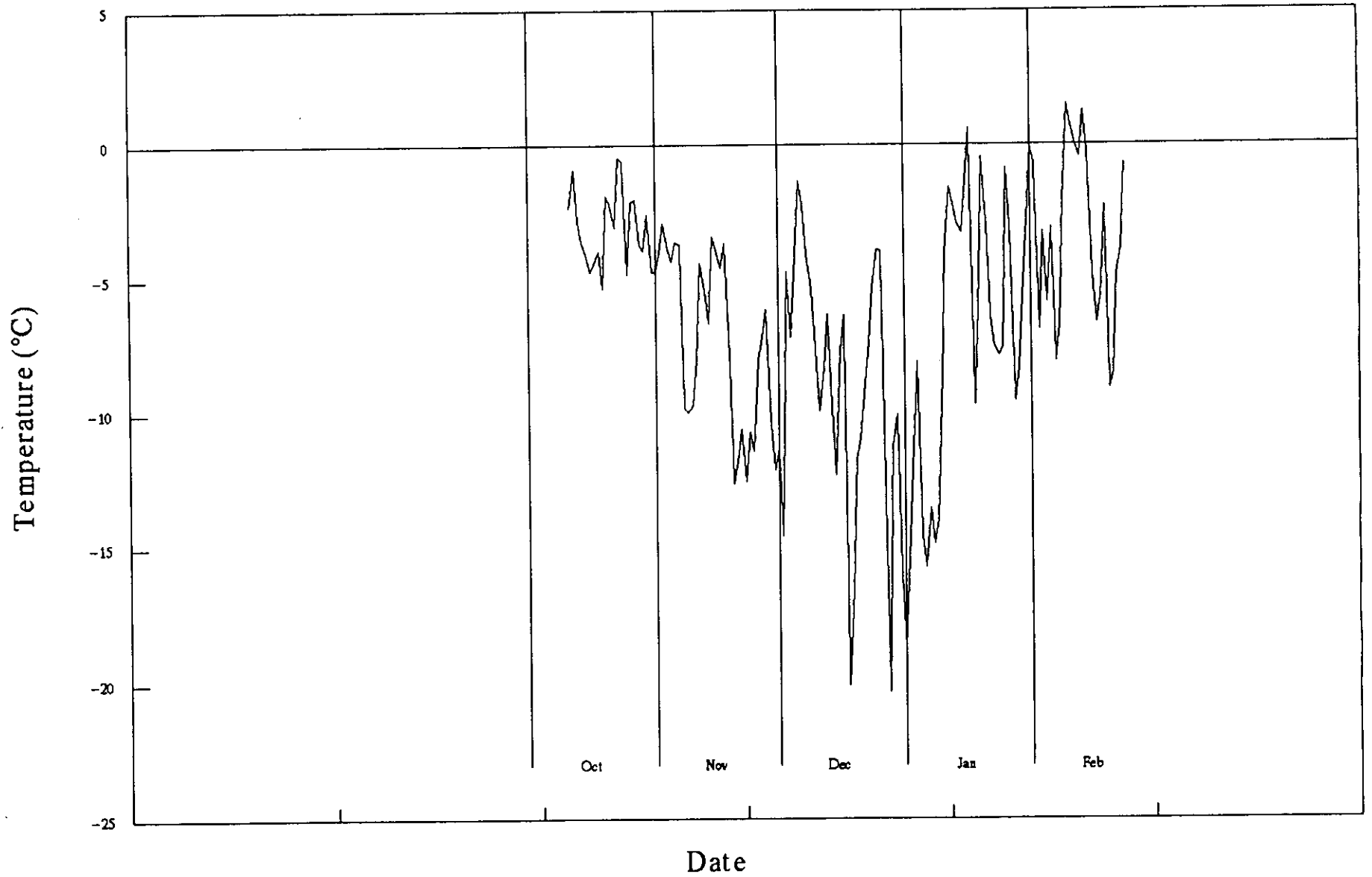
(L:\HALLAM\H1231\WEATHER\MIDNIGHT.WK3)

APPENDIX B-5

DAILY TEMPERATURES

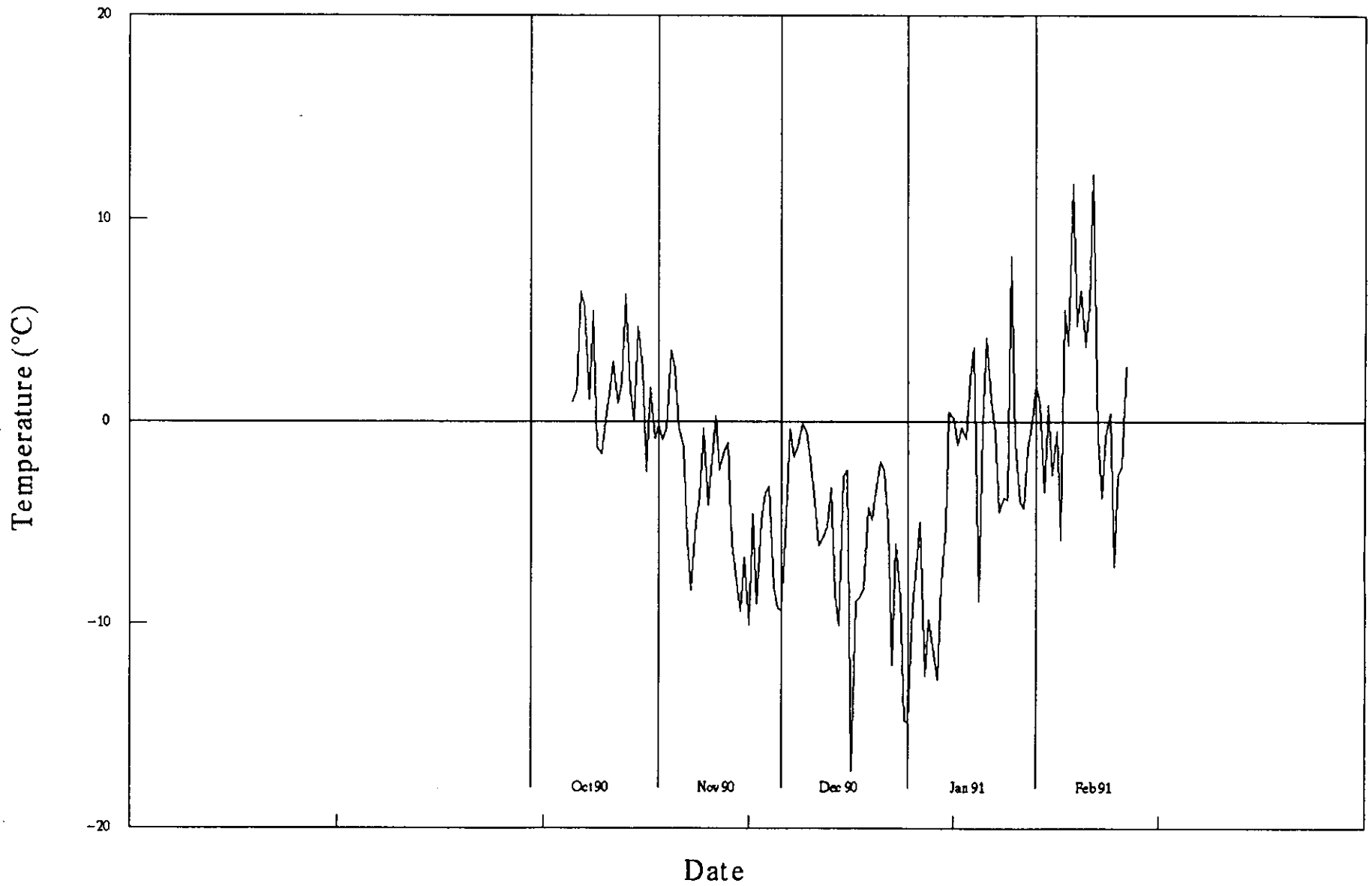
Red Mountain Project

Mean Daily Temperature (°C)



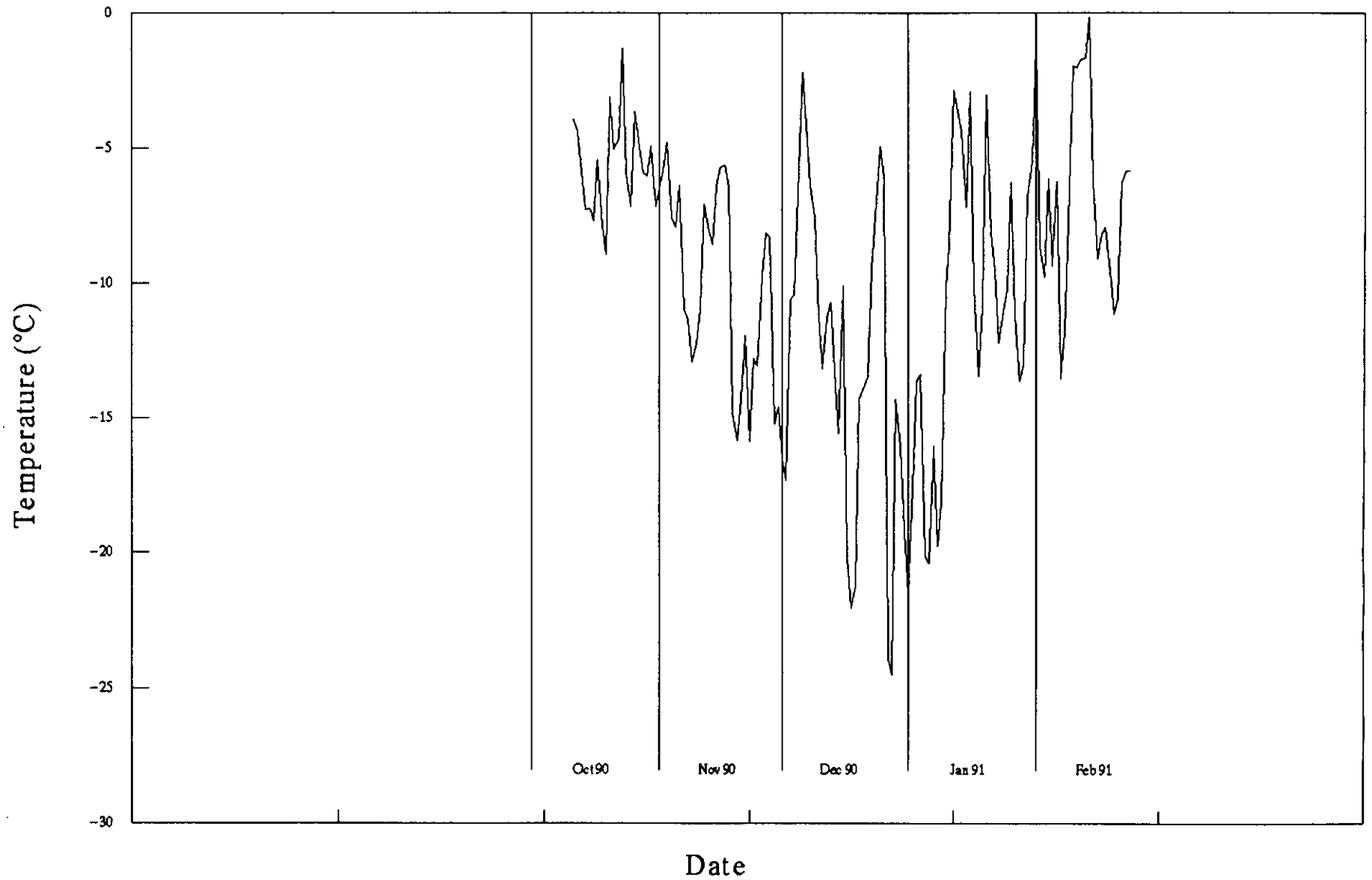
Red Mountain Project

Maximum Temperature (°C) – Daily



Red Mountain Project

Minimum Daily Temperature (°C)



APPENDIX B-6

WIND SPEED AND DIRECTION

BOND GOLD CANADA INC.
 RED MOUNTAIN PROJECT
 WEATHER STATION DATA - WIND SPEED AND DIRECTION
 October 10, 1990 to February, 24, 1991

NOTES:

- WIND DIRECTION - Range '(g24-f24)
 - Range >180 '(^*)
 - Numerical Average '(g24+f24)/2
 - Corrected average
 - Corrected Average >360
 - Daily Average 'AVG(...)
- @IF(H11<180,(G11+F11)/2,(360+F11+G11)/2)
 @IF(K12>360,K12-360,K12)

DATE	TIME	MINIMUM WINDSPEED M/S	MAXIMUM WINDSPEED M/S	MINIMUM WIND TRUE DEG.	MAXIMUM WIND TRUE DEG.	^<---- RANGE	WIND DIRECTION (DEGREES TRUE)----->				
							RANGE >180	NUMERICAL AVERAGE	CORRECTED AVERAGE	DAILY AVERAGE FOR >360	
1	10/10/90 19:06:22	0.0835	2.96	204.0596	292.0076	87.948		248.0336	248.0336	248.0336	
2	10/10/90 20:36:22	0.8235	2.4565	196.6976	271.1888	74.4912		233.9432	233.9432	233.9432	
3	10/10/90 22:06:22	0.038	2.365	199.9952	278.8784	78.8832		239.4368	239.4368	239.4368	
4	10/10/90 23:36:22	0.038	1.213	3.662	350.4032	346.7412	*	177.0326	357.0326	357.0326	
5	10/11/90 01:05:00	0.0005	1.457	7.6724	123.5816	115.9092		65.627	65.627	65.627	83.04166
6	10/11/90 02:35:00	0.2135	3.8605	49.9724	124.406	74.4336		87.1892	87.1892	87.1892	
7	10/11/90 04:05:00	0.7245	4.4095	75.58	122.6492	46.9692		99.1646	99.1646	99.1646	
8	10/11/90 05:35:00	1.4265	5.7145	40.1372	120.8924	80.7552		80.5148	80.5148	80.5148	
9	10/11/90 07:05:00	2.1895	6.2105	37.3904	168.2972	130.9068		102.8438	102.8438	102.8438	
10	10/11/90 08:35:00	1.7395	9.5065	29.042	128.3624	99.3204		78.7022	78.7022	78.7022	
11	10/11/90 10:05:00	2.8305	10.9025	32.7212	131.4368	98.7156		82.079	82.079	82.079	
12	10/11/90 11:35:00	3.746	14.4275	40.634	85.6772	45.0432		63.1556	63.1556	63.1556	
13	10/11/90 13:05:00	9.079	16.0755	27.8324	63.4868	35.6544		45.6596	45.6596	45.6596	
14	10/11/90 14:35:00	8.453501	15.572	50.8508	80.73441	29.88361		65.79261	65.79261	65.79261	
15	10/11/90 16:05:00	2.5785	11.7645	35.7992	126.5176	88.7184		80.1584	80.1584	80.1584	
16	10/11/90 17:35:00	1.5105	6.3325	47.7728	357.8732	310.1004	*	202.823	382.823	22.823	
17	10/11/90 19:05:00	0.198	3.822	8.5508	322.3844	313.8336	*	165.4676	345.4676	345.4676	
18	10/11/90 20:35:00	1.457	4.5625	53.2124	144.8972	91.6848		99.0548	99.0548	99.0548	
19	10/11/90 22:05:00	0.4425	7.042	48.3776	331.5608	283.1832	*	189.9692	369.9692	9.9692	
20	10/11/90 23:35:00	1.2665	8.98	5.5304	355.4	349.8696	*	180.4652	360.4652	0.4652	
21	10/12/90 01:05:00	0.9	4.669	7.5644	358.7516	351.1872	*	183.158	363.158	3.158	187.7611
22	10/12/90 02:35:00	0.175	3.6085	11.5172	353.8628	342.3456	*	182.69	362.69	2.69	
23	10/12/90 04:05:00	0.16	4.4705	8.7164	346.5584	337.842	*	177.6374	357.6374	357.6374	
24	10/12/90 05:35:00	0.114	3.7305	9.98	358.6436	348.6636	*	184.3118	364.3118	4.3118	
25	10/12/90 07:05:00	0.885	5.3865	12.8384	358.2584	345.42	*	185.5484	365.5484	5.5484	
26	10/12/90 08:35:00	0.2135	6.3095	32.0084	357.542	325.5336	*	194.7752	374.7752	14.7752	
27	10/12/90 10:05:00	0.4425	6.996	219.9356	340.6256	120.69		280.2806	280.2806	280.2806	
28	10/12/90 11:35:00	3.1205	8.896	209.6072	272.618	63.0108		241.1126	241.1126	241.1126	
29	10/12/90 13:05:00	2.9755	6.416501	227.6828	283.1084	55.4256		255.3956	255.3956	255.3956	
30	10/12/90 14:35:00	1.556	4.9285	214.338	311.1236	96.7896		262.7288	262.7288	262.7288	
31	10/12/90 16:05:00	1.1745	5.684	241.3052	313.3772	72.072		277.3412	277.3412	277.3412	
32	10/12/90 17:35:00	3.845	8.453501	228.122	286.7336	58.6116		257.4278	257.4278	257.4278	
33	10/12/90 19:05:00	1.213	9.856999	228.122	298.9304	70.8084		263.5262	263.5262	263.5262	
34	10/12/90 20:35:00	2.0445	5.287	174.3416	290.636	116.2944		232.4888	232.4888	232.4888	
35	10/12/90 22:05:00	2.9755	8.247499	225.6488	331.01	105.3612		278.3294	278.3294	278.3294	
36	10/12/90 23:35:00	1.8385	6.3935	215.594	319.256	103.662		267.425	267.425	267.425	
37	10/13/90 01:05:00	2.67	7.6445	225.2096	291.8996	66.69		258.5546	258.5546	258.5546	210.1605
38	10/13/90 02:35:00	3.0975	10.025	229.6052	289.9196	60.3144		259.7624	259.7624	259.7624	
39	10/13/90 04:05:00	0.8695	5.516	212.246	284.0984	71.8524		248.1722	248.1722	248.1722	
40	10/13/90 05:35:00	0.0835	2.609	188.7884	345.1292	156.3408		266.9588	266.9588	266.9588	
41	10/13/90 07:05:00	0.0005	1.312	11.078	313.928	302.85	*	162.503	342.503	342.503	
42	10/13/90 08:35:00	0.0005	1.144	3.5036	357.7616	354.258	*	180.6326	360.6326	0.6326	
43	10/13/90 10:05:00	0.0005	1.091	38.8736	241.5248	202.6512	*	140.1992	320.1992	320.1992	
44	10/13/90 11:35:00	0.038	2.533	17.8352	334.142	316.3068	*	175.9886	355.9886	355.9886	
45	10/13/90 13:05:00	1.5105	6.294	180.2204	279.9224	99.702		230.0714	230.0714	230.0714	
46	10/13/90 14:35:00	1.7775	7.904	205.8164	288.494	82.6776		247.1552	247.1552	247.1552	
47	10/13/90 16:05:00	1.3885	8.8195	233.1188	299.5892	66.4704		266.354	266.354	266.354	
48	10/13/90 17:35:00	1.915	7.8505	206.3672	306.4544	100.0872		256.4108	256.4108	256.4108	
49	10/13/90 19:05:00	1.7545	5.1575	227.24	275.2532	48.0132		251.2466	251.2466	251.2466	
50	10/13/90 20:35:00	0.3585	4.2875	57.3884	354.4136	297.0252	*	205.901	385.901	25.901	
51	10/13/90 22:05:00	0.0005	2.365	63.926	356.9948	293.0688	*	210.4604	390.4604	30.4604	
52	10/13/90 23:35:00	0.16	3.746	9.98	354.4136	344.4336	*	182.1968	362.1968	2.1968	
53	10/14/90 01:05:00	0.1445	2.7695	188.5688	349.4132	160.8444		268.991	268.991	268.991	198.9487
54	10/14/90 02:35:00	0.0005	3.4865	21.2948	357.8732	336.5784	*	189.584	369.584	9.584	
55	10/14/90 04:05:00	1.144	3.9825	190.8764	307.4444	116.568		249.1604	249.1604	249.1604	
56	10/14/90 05:35:00	0.0225	3.2575	32.174	325.0232	292.8492	*	178.5986	358.5986	358.5986	
57	10/14/90 07:05:00	0.038	1.1745	10.2536	340.2944	330.0408	*	175.274	355.274	355.274	
58	10/14/90 08:35:00	0.0005	1.411	17.288	248.8868	231.5988	*	133.0874	313.0874	313.0874	
59	10/14/90 10:05:00	0.0005	1.213	35.36	265.9148	230.5548	*	150.6374	330.6374	330.6374	
60	10/14/90 11:35:00	0.0005	1.5105	42.776	120.5072	77.7312		81.6416	81.6416	81.6416	
61	10/14/90 13:05:00	0.053	1.495	80.40321	316.2896	235.8864	*	198.3464	378.3464	18.3464	

62	10/14/90	14:35:00	0.053	2.029	49.5332	156.7088	107.1756	103.121	103.121	103.121	
63	10/14/90	16:05:00	0.038	1.5105	51.4556	163.52	112.0644	107.4878	107.4878	107.4878	
64	10/14/90	17:35:00	0.0005	0.923	35.9072	258.4988	222.5916	* 147.203	327.203	327.203	
65	10/14/90	19:05:00	0.0005	0.4575	52.8272	306.4544	253.6272	* 179.6408	359.6408	359.6408	
66	10/14/90	20:35:00	0.0005	2.304	43.2152	107.0468	63.8316	75.131	75.131	75.131	
67	10/14/90	22:05:00	0.0005	2.5175	41.4584	200.8736	159.4152	121.166	121.166	121.166	
68	10/14/90	23:35:00	1.4265	3.7	52.1144	156.104	103.9896	104.1092	104.1092	104.1092	
69	10/15/90	01:05:00	1.9455	3.5015	71.342	126.1628	54.8208	98.7524	98.7524	98.7524	139.0861
70	10/15/90	02:35:00	0.8235	3.4635	35.9072	231.362	195.4548	* 133.6346	313.6346	313.6346	
71	10/15/90	04:05:00	0.038	2.922	82.3292	274.2632	191.934	* 178.2962	358.2962	358.2962	
72	10/15/90	05:35:00	1.0145	3.0365	63.3752	126.1628	62.7876	94.769	94.769	94.769	
73	10/15/90	07:05:00	0.6865	6.378	56.2904	123.254	66.9636	89.7722	89.7722	89.7722	
74	10/15/90	08:35:00	1.1745	2.4715	73.20679	120.5072	47.30041	96.857	96.857	96.857	
75	10/15/90	10:05:00	1.602	2.7695	48.05	113.804	65.754	80.927	80.927	80.927	
76	10/15/90	11:35:00	0.9	2.792	56.1248	140.282	84.1572	98.2034	98.2034	98.2034	
77	10/15/90	13:05:00	1.724	3.006	76.17319	133.6904	57.51721	104.9318	104.9318	104.9318	
78	10/15/90	14:35:00	0.7475	3.189	53.6516	145.61	91.9584	99.6308	99.6308	99.6308	
79	10/15/90	16:05:00	0.5645	3.2195	74.9132	170.936	96.0228	122.9246	122.9246	122.9246	
80	10/15/90	17:35:00	0.6025	3.433	38.6	177.5816	138.9816	108.0908	108.0908	108.0908	
81	10/15/90	19:05:00	1.411	4.1655	37.3904	121.8788	84.4884	79.6346	79.6346	79.6346	
82	10/15/90	20:35:00	0.2975	4.196	30.4712	352.5992	322.128	* 191.5352	371.5352	11.5352	
83	10/15/90	22:05:00	1.373	5.9965	195.6536	264.4316	68.778	230.0426	230.0426	230.0426	
84	10/15/90	23:35:00	1.3275	6.134	179.7776	294.974	115.1964	237.3758	237.3758	237.3758	
85	10/16/90	01:05:00	0.9	4.959	236.5244	329.8004	93.276	283.1624	283.1624	283.1624	235.888
86	10/16/90	02:35:00	1.4265	7.179	212.246	327.4388	115.1928	269.8424	269.8424	269.8424	
87	10/16/90	04:05:00	0.511	6.508	158.5196	278.3312	119.8116	218.4254	218.4254	218.4254	
88	10/16/90	05:35:00	0.0005	6.508	196.0928	303.488	107.3952	249.7904	249.7904	249.7904	
89	10/16/90	07:05:00	0.0005	0.923	13.6592	301.5116	287.8524	* 157.5854	337.5854	337.5854	
90	10/16/90	08:35:00	0.114	1.556	14.5952	318.4316	303.8364	* 166.5134	346.5134	346.5134	
91	10/16/90	10:05:00	0.0005	2.548	123.6932	355.4	231.7068	* 239.5466	419.5466	59.5466	
92	10/16/90	11:35:00	0.4575	4.074	226.7468	317.8268	91.08	272.2868	272.2868	272.2868	
93	10/16/90	13:05:00	0.839	4.5625	208.4552	292.3928	83.9376	250.424	250.424	250.424	
94	10/16/90	14:35:00	0.9685	3.5245	232.5716	294.1496	61.578	263.3606	263.3606	263.3606	
95	10/16/90	16:05:00	1.213	3.685	226.088	307.664	81.576	266.876	266.876	266.876	
96	10/16/90	17:35:00	0.282	3.334	242.1296	340.514	98.3844	291.3218	291.3218	291.3218	
97	10/16/90	19:05:00	0.0005	0.9	11.1896	341.666	330.4764	* 176.4278	356.4278	356.4278	
98	10/16/90	20:35:00	0.198	4.303	48.05	217.0772	169.0272	132.5636	132.5636	132.5636	
99	10/16/90	22:05:00	1.091	3.4865	62.882	121.8788	58.9968	92.3804	92.3804	92.3804	
100	10/16/90	23:35:00	1.312	4.196	44.4248	122.9768	78.552	83.7008	83.7008	83.7008	
101	10/17/90	01:05:00	2.304	6.149	42.3908	95.5124	53.1216	68.9516	68.9516	68.9516	56.07136
102	10/17/90	02:35:00	5.745	9.467999	43.6544	69.5816	25.9272	56.618	56.618	56.618	
103	10/17/90	04:05:00	7.2785	11.3145	32.174	63.5948	31.4208	47.8844	47.8844	47.8844	
104	10/17/90	05:35:00	7.9805	13.466	35.0864	73.3724	38.286	54.2294	54.2294	54.2294	
105	10/17/90	07:05:00	7.5075	14.0765	26.846	91.1168	64.2708	58.9814	58.9814	58.9814	
106	10/17/90	08:35:00	8.8655	15.8845	43.9856	83.6468	39.6612	63.8162	63.8162	63.8162	
107	10/17/90	10:05:00	7.263	18.2115	40.0292	111.8276	71.7984	75.9284	75.9284	75.9284	
108	10/17/90	11:35:00	8.316	18.3185	44.972	84.2516	39.2796	64.6118	64.6118	64.6118	
109	10/17/90	13:05:00	9.704499	20.714	19.8692	106.1684	86.2992	63.0188	63.0188	63.0188	
110	10/17/90	14:35:00	8.7815	18.0515	39.2048	97.1612	57.9564	68.183	68.183	68.183	
111	10/17/90	16:05:00	8.2625	15.8615	32.6132	71.9468	39.3336	52.28	52.28	52.28	
112	10/17/90	17:35:00	8.2245	13.0695	29.1536	58.0472	28.8936	43.6004	43.6004	43.6004	
113	10/17/90	19:05:00	9.117	16.594	39.2048	61.1792	21.9744	50.192	50.192	50.192	
114	10/17/90	20:35:00	8.926499	16.2205	22.2848	59.4188	37.134	40.8518	40.8518	40.8518	
115	10/17/90	22:05:00	6.4925	10.7575	30.3596	65.5172	35.1576	47.9384	47.9384	47.9384	
116	10/17/90	23:35:00	6.4775	9.758	21.4064	58.706	37.2996	40.0562	40.0562	40.0562	
117	10/18/90	01:05:00	5.89	10.414	44.2052	72.1088	27.9036	58.157	58.157	58.157	209.3731
118	10/18/90	02:35:00	0.267	8.690001	48.5972	338.7572	290.16	* 193.6772	373.6772	13.6772	
119	10/18/90	04:05:00	0.0005	2.0675	29.9204	340.9532	311.0328	* 185.4368	365.4368	5.4368	
120	10/18/90	05:35:00	0.0005	1.991	34.5896	303.38	268.7904	* 168.9848	348.9848	348.9848	
121	10/18/90	07:05:00	0.999	2.632	206.5328	271.2968	64.764	238.9148	238.9148	238.9148	
122	10/18/90	08:35:00	2.029	7.927	223.3412	322.2224	98.8812	272.7818	272.7818	272.7818	
123	10/18/90	10:05:00	1.6555	9.872499	206.6408	299.0384	92.3976	252.8396	252.8396	252.8396	
124	10/18/90	11:35:00	1.7545	10.1165	186.6464	288.3824	101.736	237.5144	237.5144	237.5144	
125	10/18/90	13:05:00	2.029	11.8865	202.1912	277.6148	75.4236	239.903	239.903	239.903	
126	10/18/90	14:35:00	1.1745	7.7665	219.5504	294.7004	75.15	257.1254	257.1254	257.1254	
127	10/18/90	16:05:00	0.381	3.9445	229.328	346.886	117.558	288.107	288.107	288.107	
128	10/18/90	17:35:00	1.068	3.9825	201.4244	336.176	134.7516	268.8002	268.8002	268.8002	
129	10/18/90	19:05:00	1.213	5.623	213.344	355.4	142.056	284.372	284.372	284.372	
130	10/18/90	20:35:00	0.526	3.822	198.458	327.9896	129.5316	263.2238	263.2238	263.2238	
131	10/18/90	22:05:00	0.0835	2.7695	123.1424	356.0048	232.8624	* 239.5736	419.5736	59.5736	
132	10/18/90	23:35:00	0.4805	2.632	208.124	312.992	104.868	260.558	260.558	260.558	
133	10/19/90	01:05:00	0.0225	3.4025	197.414	358.6436	161.2296	278.0288	278.0288	278.0288	172.1653
134	10/19/90	02:35:00	0.4805	2.4715	225.8684	347.93	122.0616	286.8992	286.8992	286.8992	
135	10/19/90	04:05:00	0.4575	3.006	237.6224	316.2896	78.6672	276.956	276.956	276.956	
136	10/19/90	05:35:00	1.129	4.1045	189.1196	309.6404	120.5208	249.38	249.38	249.38	
137	10/19/90	07:05:00	0.6255	4.3565	239.822	357.3224	117.5004	298.5722	298.5722	298.5722	
138	10/19/90	08:35:00	0.3585	4.6005	48.8168	331.01	282.1932	* 189.9134	369.9134	9.9134	
139	10/19/90	10:05:00	0.6405	4.0205	186.4268	328.5404	142.1136	257.4836	257.4836	257.4836	
140	10/19/90	11:35:00	0.4115	2.487	170.936	351.6092	180.6732	* 261.2726	441.2726	81.2726	
141	10/19/90	13:05:00	0.8085	2.731	219.0572	276.956	57.8988	248.0066	248.0066	248.0066	
142	10/19/90	14:35:00	0.0225	1.915	213.5636	292.9436	79.38	253.2536	253.2536	253.2536	
143	10/19/90	16:05:00	0.038	2.632	111.2768	279.3176	168.0408	195.2972	195.2972	195.2972	
144	10/19/90	17:35:00	0.282	3.021	212.246	313.3772	101.1312	262.8116	262.8116	262.8116	
145	10/19/90	19:05:00	0.0835	1.724	24.5384	357.8732	333.3348	* 191.2058	371.2058	11.2058	
146	10/19/90	20:35:00	0.0225	1.9455	98.3132	349.1936	250.8804	* 223.7534	403.7534	43.7534	

147	10/19/90	22:05:00	0.038	1.8995	10.8044	352.5992	341.7948	*	181.7018	361.7018	1.7018
148	10/19/90	23:35:00	0.0225	3.5475	4.2128	356.0048	351.792	*	180.1088	360.1088	0.1088
149	10/20/90	01:05:00	0.114	1.8535	87.1064	357.9812	270.8748	*	222.5438	402.5438	42.5438
150	10/20/90	02:35:00	0.0005	1.7545	7.5644	357.9812	350.4168	*	182.7728	362.7728	2.7728
151	10/20/90	04:05:00	0.5795	3.4025	68.156	314.5292	246.3732	*	191.3426	371.3426	11.3426
152	10/20/90	05:35:00	0.32	2.9755	79.6904	180.0548	100.3644		129.8726	129.8726	129.8726
153	10/20/90	07:05:00	2.1055	3.9825	91.1168	137.2076	46.0908		114.1622	114.1622	114.1622
154	10/20/90	08:35:00	1.251	4.6235	75.0212	117.7028	42.6816		96.362	96.362	96.362
155	10/20/90	10:05:00	2.2275	5.684	32.6132	149.6744	117.0612		91.1438	91.1438	91.1438
156	10/20/90	11:35:00	2.5785	9.177999	39.7556	129.734	89.9784		84.7448	84.7448	84.7448
157	10/20/90	13:05:00	5.745	10.7575	42.5024	80.5148	38.0124		61.5086	61.5086	61.5086
158	10/20/90	14:35:00	7.721	13.0235	34.0424	84.4136	50.3712		59.228	59.228	59.228
159	10/20/90	16:05:00	7.347	16.9755	40.5224	88.6436	48.1212		64.583	64.583	64.583
160	10/20/90	17:35:00	8.7815	17.7465	38.6	87.8192	49.2192		63.2096	63.2096	63.2096
161	10/20/90	19:05:00	4.669	15.236	35.468	64.034	28.566		49.751	49.751	49.751
162	10/20/90	20:35:00	4.5315	10.933	20.6936	95.5124	74.8188		58.103	58.103	58.103
163	10/20/90	22:05:00	1.251	11.711	3.5036	129.734	126.2304		66.6188	66.6188	66.6188
164	10/20/90	23:35:00	1.915	5.8135	20.4164	101.4992	81.08279		60.9578	60.9578	60.9578
165	10/21/90	01:05:00	1.602	5.3865	16.0244	153.4112	137.3868		84.7178	84.7178	84.7178
166	10/21/90	02:35:00	0.053	2.4335	24.9236	289.0412	264.1176	*	156.9824	336.9824	336.9824
167	10/21/90	04:05:00	0.038	3.4865	133.4708	315.5732	182.1024	*	224.522	404.522	44.522
168	10/21/90	05:35:00	1.915	5.0355	224.99	312.992	88.002	*	268.991	268.991	268.991
169	10/21/90	07:05:00	1.457	5.516	229.4936	310.2452	80.7516		269.8694	269.8694	269.8694
170	10/21/90	08:35:00	0.0005	5.638	45.0836	316.07	270.9864	*	180.5768	360.5768	0.5768
171	10/21/90	10:05:00	0.038	4.959	48.8168	338.1524	289.3356	*	193.4846	373.4846	13.4846
172	10/21/90	11:35:00	2.5785	5.3175	219.0572	283.22	64.1628		251.1386	251.1386	251.1386
173	10/21/90	13:05:00	1.8535	4.425	224.2196	294.866	70.6464		259.5428	259.5428	259.5428
174	10/21/90	14:35:00	0.4805	4.8295	5.4224	284.7032	279.2808	*	145.0628	325.0628	325.0628
175	10/21/90	16:05:00	0.0225	2.1665	221.6384	356.0048	134.3664	*	288.8216	288.8216	288.8216
176	10/21/90	17:35:00	0.526	3.006	197.576	312.4988	114.9228		255.0374	255.0374	255.0374
177	10/21/90	19:05:00	0.511	4.1425	192.0284	257.6204	65.592		224.8244	224.8244	224.8244
178	10/21/90	20:35:00	0.0225	4.242	26.0756	337.9328	311.8572	*	182.0042	362.0042	2.0042
179	10/21/90	22:05:00	0.0005	3.3185	18.386	342.2168	323.8308	*	180.3014	360.3014	0.3014
180	10/21/90	23:35:00	0.923	4.707	194.6672	278.2196	83.5524		236.4434	236.4434	236.4434
181	10/22/90	01:05:00	1.7775	7.065	232.1324	281.078	48.9456		256.6052	256.6052	256.6052
182	10/22/90	02:35:00	1.617	5.02	213.2324	285.416	72.1836		249.3242	249.3242	249.3242
183	10/22/90	04:05:00	1.358	5.2565	237.788	270.3644	32.5764		254.0762	254.0762	254.0762
184	10/22/90	05:35:00	1.0145	6.752	233.0108	291.8996	58.8888		262.4552	262.4552	262.4552
185	10/22/90	07:05:00	1.556	5.142	241.5248	289.3148	47.79		265.4198	265.4198	265.4198
186	10/22/90	08:35:00	1.7775	5.7985	227.6288	289.754	62.0712		258.7184	258.7184	258.7184
187	10/22/90	10:05:00	2.533	4.6005	244.4372	273.3848	28.9476		258.911	258.911	258.911
188	10/22/90	11:35:00	0.114	3.2425	46.4552	275.804	229.3488	*	161.1296	341.1296	341.1296
189	10/22/90	13:05:00	0.198	2.304	8.0036	357.434	349.4304	*	182.7188	362.7188	2.7188
190	10/22/90	14:35:00	0.053	3.3035	75.4604	218.672	143.2116		147.0662	147.0662	147.0662
191	10/22/90	16:05:00	2.4715	3.9825	102.8708	153.1916	50.3208		128.0312	128.0312	128.0312
192	10/22/90	17:35:00	1.7545	4.8445	70.406	115.946	45.54		93.176	93.176	93.176
193	10/22/90	19:05:00	1.0295	3.685	57.3884	131.4368	74.0484		94.4126	94.4126	94.4126
194	10/22/90	20:35:00	1.144	3.822	39.3164	144.2384	104.922		91.7774	91.7774	91.7774
195	10/22/90	22:05:00	2.5175	7.2785	44.2052	101.8304	57.62521		73.01781	73.01781	73.01781
196	10/22/90	23:35:00	1.8995	9.018001	45.6308	124.5176	78.8868		85.0742	85.0742	85.0742
197	10/23/90	01:05:00	2.403	6.8205	44.2052	126.1628	81.9576		85.184	85.184	85.184
198	10/23/90	02:35:00	3.761	8.438	35.0864	99.8504	64.764		67.4684	67.4684	67.4684
199	10/23/90	04:05:00	4.2875	13.504	30.032	86.174	56.142		58.103	58.103	58.103
200	10/23/90	05:35:00	6.4775	11.734	37.0088	89.9648	52.956		63.4868	63.4868	63.4868
201	10/23/90	07:05:00	6.294	14.687	32.8328	97.38081	64.54801		65.10681	65.10681	65.10681
202	10/23/90	08:35:00	4.9745	16.0755	47.1716	117.5408	70.3692		82.3562	82.3562	82.3562
203	10/23/90	10:05:00	5.272	14.3435	49.4216	111.0032	61.5816		80.2124	80.2124	80.2124
204	10/23/90	11:35:00	4.8445	16.0065	44.6444	124.5176	79.8732		84.581	84.581	84.581
205	10/23/90	13:05:00	5.1725	18.929	48.5972	126.44	77.8428		87.5186	87.5186	87.5186
206	10/23/90	14:35:00	2.9755	14.603	48.5972	120.068	71.4708		84.3326	84.3326	84.3326
207	10/23/90	16:05:00	4.2265	14.5265	58.5404	122.4296	63.8892		90.485	90.485	90.485
208	10/23/90	17:35:00	3.1205	11.9475	60.1352	131.2748	71.1396		95.705	95.705	95.705
209	10/23/90	19:05:00	4.501	10.773	83.6468	148.4108	64.764		116.0288	116.0288	116.0288
210	10/23/90	20:35:00	1.129	8.56	37.8332	160.9928	123.1596		99.413	99.413	99.413
211	10/23/90	22:05:00	0.175	5.5615	25.1432	347.2172	322.074	*	186.1802	366.1802	6.1802
212	10/23/90	23:35:00	0.0005	5.6535	30.5792	336.7232	306.144	*	183.6512	363.6512	3.6512
213	10/24/90	01:05:00	0.0005	0.16	53.0468	319.9688	266.922	*	186.5078	366.5078	6.5078
214	10/24/90	02:35:00	0.0005	0.175	4.2128	340.6256	336.4128	*	172.4192	352.4192	352.4192
215	10/24/90	04:05:00	0.0005	0.175	26.5688	357.8732	331.3044	*	192.221	372.221	12.221
216	10/24/90	05:35:00	0.0005	0.175	66.068	338.372	272.304	*	202.22	382.22	22.22
217	10/24/90	07:05:00	0.0005	5.966	167.858	298.4912	130.6332		233.1746	233.1746	233.1746
218	10/24/90	08:35:00	0.526	7.179	43.9856	312.992	269.0064	*	178.4888	358.4888	358.4888
219	10/24/90	10:05:00	1.724	8.6745	206.3672	301.292	94.9248		253.8296	253.8296	253.8296
220	10/24/90	11:35:00	2.548	7.6905	212.5196	281.078	68.5584		246.7988	246.7988	246.7988
221	10/24/90	13:05:00	3.4485	11.116	197.414	291.4604	94.0464		244.4372	244.4372	244.4372
222	10/24/90	14:35:00	2.1055	6.5995	207.5768	292.1192	84.5424		249.848	249.848	249.848
223	10/24/90	16:05:00	0.7245	6.2635	182.9636	340.6256	157.662		261.7946	261.7946	261.7946
224	10/24/90	17:35:00	0.5645	3.8605	8.7164	357.8732	349.1568	*	183.2948	363.2948	3.2948
225	10/24/90	19:05:00	0.7015	2.922	12.2336	357.542	345.3084	*	184.8878	364.8878	4.8878
226	10/24/90	20:35:00	0.0005	1.411	20.8016	344.8556	324.054	*	182.8286	362.8286	2.8286
227	10/24/90	22:05:00	0.099	2.815	3.5036	260.3672	256.8636	*	131.9354	311.9354	311.9354
228	10/24/90	23:35:00	0.114	3.204	3.7736	349.6868	345.9132	*	176.7302	356.7302	356.7302
229	10/25/90	01:05:00	2.0675	4.1195	62.6048	100.4552	37.8504		81.53	81.53	81.53
230	10/25/90	02:35:00	1.48	4.6845	39.2048	95.5124	56.3076		67.3586	67.3586	67.3586
231	10/25/90	04:05:00	1.915	7.6675	42.0596	89.2484	47.1888		65.654	65.654	65.654

232	10/25/90	05:35:00	3.5245	9.163	43.2152	65.7908	22.5756	54.503	54.503	54.503	
233	10/25/90	07:05:00	5.699	9.361501	39.4244	62.4968	23.0724	50.9606	50.9606	50.9606	
234	10/25/90	08:35:00	5.0885	8.9415	41.1812	66.068	24.8868	53.6246	53.6246	53.6246	
235	10/25/90	10:05:00	5.8135	8.98	39.3164	64.7504	25.434	52.0334	52.0334	52.0334	
236	10/25/90	11:35:00	6.05	9.5445	38.9852	66.3956	27.4104	52.6904	52.6904	52.6904	
237	10/25/90	13:05:00	5.8135	8.6515	45.0836	73.7576	28.674	59.4206	59.4206	59.4206	
238	10/25/90	14:35:00	6.4315	9.5595	38.9852	73.484	34.4988	56.2346	56.2346	56.2346	
239	10/25/90	16:05:00	5.76	10.2995	40.634	73.3724	32.7384	57.0032	57.0032	57.0032	
240	10/25/90	17:35:00	6.775	11.2535	36.1268	57.1688	21.042	46.6478	46.6478	46.6478	
241	10/25/90	19:05:00	7.95	13.1225	38.3804	64.034	25.6536	51.2072	51.2072	51.2072	
242	10/25/90	20:35:00	7.9805	12.726	44.4248	85.9544	41.5296	65.1896	65.1896	65.1896	
243	10/25/90	22:05:00	6.851	12.07	31.2956	79.802	48.5064	55.5488	55.5488	55.5488	
244	10/25/90	23:35:00	7.5455	11.574	38.0528	61.6184	23.5656	49.8356	49.8356	49.8356	
245	10/26/90	01:05:00	4.585	11.391	20.8016	73.20679	52.40519	47.0042	47.0042	47.0042	64.46274
246	10/26/90	02:35:00	2.876	5.8135	40.0292	97.1612	57.132	68.5952	68.5952	68.5952	
247	10/26/90	04:05:00	0.8695	4.7685	53.8712	133.3052	79.434	93.5882	93.5882	93.5882	
248	10/26/90	05:35:00	1.5105	3.9595	52.28	113.804	61.524	83.042	83.042	83.042	
249	10/26/90	07:05:00	0.839	3.7915	22.1768	199.502	177.3252	110.8394	110.8394	110.8394	
250	10/26/90	08:35:00	0.7015	4.959	14.3756	358.6436	344.268	* 186.5096	366.5096	6.5096	
251	10/26/90	10:05:00	0.5415	5.8135	9.4292	169.838	160.4088	89.6336	89.6336	89.6336	
252	10/26/90	11:35:00	1.19	4.7455	26.846	358.6436	331.7976	* 192.7448	372.7448	12.7448	
253	10/26/90	13:05:00	2.548	12.5965	41.0192	115.3412	74.322	78.1802	78.1802	78.1802	
254	10/26/90	14:35:00	5.7145	12.314	51.4556	95.01559	43.55999	73.2356	73.2356	73.2356	
255	10/26/90	16:05:00	5.8745	14.809	43.1036	96.2792	53.1756	69.6914	69.6914	69.6914	
256	10/26/90	17:35:00	10.582	19.608	41.3468	86.9984	45.6516	64.1726	64.1726	64.1726	
257	10/26/90	19:05:00	12.474	26.223	48.05	76.5044	28.4544	62.2772	62.2772	62.2772	
258	10/26/90	20:35:00	13.9545	21.5305	31.2956	80.2412	48.9456	55.7684	55.7684	55.7684	
259	10/26/90	22:05:00	13.939	20.714	38.9852	78.3728	39.3876	58.679	58.679	58.679	
260	10/26/90	23:35:00	9.308	19.7225	43.82	71.0648	27.2448	57.4424	57.4424	57.4424	
261	10/27/90	01:05:00	0.0835	12.337	28.3292	329.4188	301.0896	* 178.874	358.874	358.874	169.8839
262	10/27/90	02:35:00	0.5415	3.9445	42.0596	154.7288	112.6692	98.3942	98.3942	98.3942	
263	10/27/90	04:05:00	1.411	5.455	38.7656	132.866	94.1004	85.8158	85.8158	85.8158	
264	10/27/90	05:35:00	2.1895	6.7215	63.4868	148.4108	84.924	105.9488	105.9488	105.9488	
265	10/27/90	07:05:00	2.2885	9.323	33.6032	144.6776	111.0744	89.1404	89.1404	89.1404	
266	10/27/90	08:35:00	1.8385	7.179	6.3548	347.2172	340.8624	* 176.786	356.786	356.786	
267	10/27/90	10:05:00	1.3275	7.332	39.4244	349.082	309.6576	* 194.2532	374.2532	14.2532	
268	10/27/90	11:35:00	0.999	8.293	18.6596	327.6584	308.9988	* 173.159	353.159	353.159	
269	10/27/90	13:05:00	1.2665	7.118	19.0988	348.5348	329.436	* 183.8168	363.8168	3.8168	
270	10/27/90	14:35:00	1.1135	4.707	3.662	357.542	353.88	* 180.602	360.602	0.602	
271	10/27/90	16:05:00	0.6025	5.272	9.1016	348.8084	339.7068	* 178.955	358.955	358.955	
272	10/27/90	17:35:00	1.5715	4.0585	9.1016	139.13	130.0284	74.1158	74.1158	74.1158	
273	10/27/90	19:05:00	0.8085	3.5015	34.37	198.7316	164.3616	116.5508	116.5508	116.5508	
274	10/27/90	20:35:00	0.8695	4.0585	66.8924	197.3024	130.41	132.0974	132.0974	132.0974	
275	10/27/90	22:05:00	0.2975	3.8605	38.9852	244.5452	205.56	* 141.7652	321.7652	321.7652	
276	10/27/90	23:35:00	0.198	2.0445	173.6252	322.1108	148.4856	247.868	247.868	247.868	
277	10/28/90	01:05:00	0.0005	3.822	15.9128	353.7548	337.842	* 184.8338	364.8338	4.8338	106.0771
278	10/28/90	02:35:00	1.556	6.1875	231.9668	316.6748	84.708	274.3208	274.3208	274.3208	
279	10/28/90	04:05:00	0.267	3.845	175.4936	329.1416	153.648	252.3176	252.3176	252.3176	
280	10/28/90	05:35:00	0.0225	1.6325	4.3208	349.6868	345.366	* 177.0038	357.0038	357.0038	
281	10/28/90	07:05:00	1.5715	3.685	50.246	346.1732	295.9272	* 198.2096	378.2096	18.2096	
282	10/28/90	08:35:00	0.923	4.9285	37.8332	135.944	98.1108	86.8886	86.8886	86.8886	
283	10/28/90	10:05:00	1.6325	3.4865	49.6988	115.5068	65.808	82.6028	82.6028	82.6028	
284	10/28/90	11:35:00	1.213	3.4635	58.0472	125.1188	67.0716	91.583	91.583	91.583	
285	10/28/90	13:05:00	0.4805	4.669	28.7108	106.8812	78.1704	67.796	67.796	67.796	
286	10/28/90	14:35:00	1.4265	5.0355	9.872	129.0212	119.1492	69.4466	69.4466	69.4466	
287	10/28/90	16:05:00	1.7775	7.469	46.3472	109.466	63.1188	77.9066	77.9066	77.9066	
288	10/28/90	17:35:00	3.204	8.148	38.6	80.5148	41.9148	59.5574	59.5574	59.5574	
289	10/28/90	19:05:00	3.7	8.087	40.1372	85.7888	45.6516	62.963	62.963	62.963	
290	10/28/90	20:35:00	4.6005	9.681499	41.0192	99.57681	58.55761	70.29801	70.29801	70.29801	
291	10/28/90	22:05:00	5.0355	11.513	44.2052	73.7576	29.5524	58.9814	58.9814	58.9814	
292	10/28/90	23:35:00	2.96	7.8355	45.3572	79.6904	34.3332	62.5238	62.5238	62.5238	
293	10/29/90	01:05:00	1.4265	5.272	47.6648	153.6308	105.966	100.6478	100.6478	100.6478	99.52235
294	10/29/90	02:35:00	1.6705	3.8605	67.3316	146.1068	78.7752	106.7192	106.7192	106.7192	
295	10/29/90	04:05:00	0.4115	3.334	14.264	321.8372	307.5732	* 168.0506	348.0506	348.0506	
296	10/29/90	05:35:00	0.1445	2.1515	6.0812	301.6196	295.5384	* 153.8504	333.8504	333.8504	
297	10/29/90	07:05:00	0.198	3.7915	88.9748	314.2556	225.2808	* 201.6152	381.6152	21.6152	
298	10/29/90	08:35:00	1.9455	4.486	61.7264	143.6876	81.9612	102.707	102.707	102.707	
299	10/29/90	10:05:00	4.1195	7.347	43.2152	85.2956	42.0804	64.2554	64.2554	64.2554	
300	10/29/90	11:35:00	5.417	11.238	37.3904	66.8924	29.502	52.1414	52.1414	52.1414	
301	10/29/90	13:05:00	5.8135	13.0085	37.3904	93.752	56.3616	65.5712	65.5712	65.5712	
302	10/29/90	14:35:00	8.8195	17.5935	46.4552	91.7216	45.2664	69.0884	69.0884	69.0884	
303	10/29/90	16:05:00	9.0485	17.479	24.704	94.3028	69.5988	59.5034	59.5034	59.5034	
304	10/29/90	17:35:00	9.9335	18.601	43.2152	83.7548	40.5396	63.485	63.485	63.485	
305	10/29/90	19:05:00	9.102	14.7935	37.2284	62.882	25.6536	50.0552	50.0552	50.0552	
306	10/29/90	20:35:00	7.6905	14.931	41.786	69.6932	27.9072	55.7396	55.7396	55.7396	
307	10/29/90	22:05:00	6.7365	11.3295	31.2956	69.47359	38.17799	50.3846	50.3846	50.3846	
308	10/29/90	23:35:00	5.516	9.704499	33.1604	63.926	30.7656	48.5432	48.5432	48.5432	
309	10/30/90	01:05:00	4.425	9.4835	31.184	70.5176	39.3336	50.8508	50.8508	50.8508	123.8855
310	10/30/90	02:35:00	5.684	10.643	35.0864	78.3728	43.2864	56.7296	56.7296	56.7296	
311	10/30/90	04:05:00	7.2095	10.681	31.9004	58.4324	26.532	45.1664	45.1664	45.1664	
312	10/30/90	05:35:00	6.8665	10.46	34.4816	70.406	35.9244	52.4438	52.4438	52.4438	
313	10/30/90	07:05:00	6.363	11.795	42.2828	69.9128	27.63	56.0978	56.0978	56.0978	
314	10/30/90	08:35:00	6.027	12.6115	32.4476	69.6932	37.2456	51.0704	51.0704	51.0704	
315	10/30/90	10:05:00	5.2565	10.155	36.1268	67.112	30.9852	51.6194	51.6194	51.6194	
316	10/30/90	11:35:00	2.121	10.216	30.14	72.548	42.408	51.344	51.344	51.344	

317	10/30/90	13:05:00	2.2885	8.377	13.7708	82.6568	68.886	48.2138	48.2138	48.2138	
318	10/30/90	14:35:00	1.129	7.393	14.5952	138.0284	123.4332	76.3118	76.3118	76.3118	
319	10/30/90	16:05:00	0.7245	4.1655	50.246	162.3104	112.0644	106.2782	106.2782	106.2782	
320	10/30/90	17:35:00	0.282	3.746	5.4224	323.1008	317.6784	164.2616	344.2616	344.2616	*
321	10/30/90	19:05:00	0.923	3.2575	151.2692	303.9272	152.658	227.5982	227.5982	227.5982	
322	10/30/90	20:35:00	1.358	6.6755	224.99	279.044	54.054	252.017	252.017	252.017	
323	10/30/90	22:05:00	1.617	5.7985	229.0544	289.4264	60.372	259.2404	259.2404	259.2404	
324	10/30/90	23:05:00	2.5175	7.042	211.3676	294.4808	83.1132	252.9242	252.9242	252.9242	
325	10/31/90	01:05:00	0.2135	4.0585	212.354	312.4988	100.1448	262.4264	262.4264	262.4264	231.0903
326	10/31/90	02:35:00	0.053	2.731	201.1472	291.3488	90.2016	246.248	246.248	246.248	
327	10/31/90	04:05:00	1.129	4.341	179.8892	295.5788	115.6896	237.734	237.734	237.734	
328	10/31/90	05:35:00	0.381	3.2575	215.486	357.434	141.948	286.46	286.46	286.46	
329	10/31/90	07:05:00	0.3355	3.3185	231.47	330.2972	98.8272	280.8836	280.8836	280.8836	
330	10/31/90	08:35:00	0.656	3.3035	240.5348	338.7572	98.2224	289.646	289.646	289.646	
331	10/31/90	10:05:00	0.0005	2.609	215.8712	345.896	130.0248	280.8836	280.8836	280.8836	
332	10/31/90	11:35:00	0.0005	1.8995	86.8328	357.3224	270.4896	222.0776	402.0776	402.0776	*
333	10/31/90	13:05:00	0.0005	2.3495	5.804	269.8136	264.0096	137.8088	317.8088	317.8088	*
334	10/31/90	14:05:00	0.114	1.312	156.8708	323.1008	166.23	239.9858	239.9858	239.9858	
335	10/31/90	16:35:00	0.053	2.0675	161.9792	324.3104	162.3312	243.1448	243.1448	243.1448	
336	10/31/90	17:35:00	0.038	1.976	23.3288	294.866	271.5372	159.0974	339.0974	339.0974	*
337	10/31/90	19:05:00	0.0005	1.144	30.032	282.23	252.198	156.131	336.131	336.131	*
338	10/31/90	20:35:00	0.0005	1.602	35.468	343.3724	307.9044	189.4202	369.4202	9.4202	*
339	10/31/90	22:05:00	0.198	2.403	180.2204	314.9144	134.694	247.5674	247.5674	247.5674	*
340	10/31/90	23:35:00	0.1445	2.8915	99.1376	336.7232	237.5856	217.9304	397.9304	37.9304	*
341	11/01/90	01:05:00	0.0225	2.945	120.5072	349.082	228.5748	234.7946	414.7946	54.7946	180.0221
342	11/01/90	02:35:00	0.038	4.303	234.9332	347.5988	112.6656	291.266	291.266	291.266	*
343	11/01/90	04:05:00	0.6255	5.3175	214.6076	315.3536	100.746	264.9806	264.9806	264.9806	*
344	11/01/90	05:35:00	0.0005	2.403	45.3572	346.5584	301.2012	195.9578	375.9578	15.9578	*
345	11/01/90	07:05:00	0.099	3.578	51.8948	301.7312	249.8364	176.813	356.813	356.813	*
346	11/01/90	08:35:00	0.511	4.181	218.3984	355.1804	136.782	286.7894	286.7894	286.7894	*
347	11/01/90	10:05:00	0.938	3.9825	213.6716	315.3536	101.682	264.5126	264.5126	264.5126	*
348	11/01/90	11:35:00	0.511	4.7685	191.2616	287.8892	96.6276	239.5754	239.5754	239.5754	*
349	11/01/90	13:05:00	0.5795	3.9445	11.3552	351.116	339.7608	181.2356	361.2356	1.2356	*
350	11/01/90	14:35:00	0.1445	2.304	202.0256	317.4416	115.416	259.7336	259.7336	259.7336	*
351	11/01/90	16:05:00	0.938	4.44	205.4888	306.1268	100.638	255.8078	255.8078	255.8078	*
352	11/01/90	17:35:00	1.297	5.531	234.548	266.8472	32.2992	250.6976	250.6976	250.6976	*
353	11/01/90	19:05:00	0.0835	2.388	169.2872	291.68	122.3928	230.4836	230.4836	230.4836	*
354	11/01/90	20:35:00	0.053	2.0065	36.6236	335.9564	299.3328	186.29	366.29	6.29	*
355	11/01/90	22:05:00	0.038	1.541	29.1536	335.8448	306.6912	182.4992	362.4992	2.4992	*
356	11/01/90	23:35:00	0.0225	1.541	30.5792	167.2532	136.674	98.9162	98.9162	98.9162	*
357	11/02/90	01:05:00	0.3585	3.3645	99.3572	134.6228	35.2656	116.99	116.99	116.99	128.1503
358	11/02/90	02:35:00	1.4265	3.4025	66.176	115.1216	48.9456	90.6488	90.6488	90.6488	*
359	11/02/90	04:05:00	1.457	3.578	66.176	133.6904	67.5144	99.9332	99.9332	99.9332	*
360	11/02/90	05:35:00	1.7925	5.745	49.3136	103.4216	54.108	76.3676	76.3676	76.3676	*
361	11/02/90	07:05:00	2.7005	5.7145	53.7632	104.192	50.4288	78.9776	78.9776	78.9776	*
362	11/02/90	08:35:00	0.2135	6.363	58.1552	157.7492	99.594	107.9522	107.9522	107.9522	*
363	11/02/90	10:05:00	3.2575	7.332	6.3548	81.0656	74.7108	43.7102	43.7102	43.7102	*
364	11/02/90	11:35:00	0.4115	6.8665	8.5508	272.3408	263.79	140.4458	320.4458	320.4458	*
365	11/02/90	13:05:00	0.938	8.5755	3.5036	332.6588	329.1552	168.0812	348.0812	348.0812	*
366	11/02/90	14:35:00	0.4115	8.705	15.5276	309.806	294.2784	162.6668	342.6668	342.6668	*
367	11/02/90	16:05:00	0.053	6.3935	42.3908	358.1468	315.756	200.2688	380.2688	20.2688	*
368	11/02/90	17:35:00	0.053	10.361	4.5404	357.1028	352.5624	180.8216	360.8216	0.8216	*
369	11/02/90	19:05:00	0.7475	10.788	7.6724	356.1164	348.444	181.8944	361.8944	1.8944	*
370	11/02/90	20:35:00	0.4115	10.788	14.5952	312.992	298.3968	163.7936	343.7936	343.7936	*
371	11/02/90	22:05:00	2.0905	10.269	20.6936	81.998	61.3044	51.3458	51.3458	51.3458	*
372	11/02/90	23:35:00	1.6935	10.3225	46.4552	326.5604	280.1052	186.5078	366.5078	6.5078	*
373	11/03/90	01:05:00	7.5075	12.192	42.2828	73.3724	31.0896	57.8276	57.8276	57.8276	63.86008
374	11/03/90	02:35:00	5.6535	11.925	27.8324	74.582	46.7496	51.2072	51.2072	51.2072	*
375	11/03/90	04:05:00	8.804501	14.481	32.282	70.5176	38.2356	51.3998	51.3998	51.3998	*
376	11/03/90	05:35:00	7.3625	12.726	41.786	85.6772	43.8912	63.7316	63.7316	63.7316	*
377	11/03/90	07:05:00	9.346	14.542	33.326	65.2436	31.9176	49.2848	49.2848	49.2848	*
378	11/03/90	08:35:00	3.4485	11.4825	42.2828	82.3292	40.0464	62.306	62.306	62.306	*
379	11/03/90	10:05:00	5.8135	11.8105	40.1372	68.4296	28.2924	54.2834	54.2834	54.2834	*
380	11/03/90	11:35:00	5.3555	9.4225	47.7728	87.5456	39.7728	67.6592	67.6592	67.6592	*
381	11/03/90	13:05:00	1.7395	8.8655	31.2956	142.9172	111.6216	87.1064	87.1064	87.1064	*
382	11/03/90	14:35:00	1.7545	3.8605	34.7552	119.8484	85.0932	77.3018	77.3018	77.3018	*
383	11/03/90	16:05:00	1.6555	5.3555	23.6024	357.542	333.9396	190.5722	370.5722	10.5722	*
384	11/03/90	17:35:00	0.0225	2.1665	21.626	357.542	335.916	189.584	369.584	9.584	*
385	11/03/90	19:05:00	0.0005	2.2275	68.264	350.072	281.808	209.168	389.168	29.168	*
386	11/03/90	20:35:00	0.0005	0.8235	67.7708	309.2012	241.4304	188.486	368.486	8.486	*
387	11/03/90	22:05:00	0.0005	0.885	114.3548	203.4548	89.1	158.9048	158.9048	158.9048	*
388	11/03/90	23:35:00	0.0005	0.7015	111.8276	254.0492	142.2216	182.9384	182.9384	182.9384	*
389	11/04/90	01:05:00	0.0005	0.198	231.6356	233.3924	1.7568	232.514	232.514	232.514	134.4015
390	11/04/90	02:35:00	0.0005	4.387	72.6596	232.352	159.6924	152.5058	152.5058	152.5058	*
391	11/04/90	04:05:00	0.0005	2.029	16.8452	312.4988	295.6536	164.672	344.672	344.672	*
392	11/04/90	05:35:00	0.0005	0.6255	3.5036	260.2556	256.752	131.8796	311.8796	311.8796	*
393	11/04/90	07:05:00	0.0005	4.1045	5.0372	356.5556	351.5184	180.7964	360.7964	0.7964	*
394	11/04/90	08:35:00	0.038	2.243	14.264	327.4388	313.1748	170.8514	350.8514	350.8514	*
395	11/04/90	10:05:00	0.0005	5.6	6.3548	336.8348	330.48	171.5948	351.5948	351.5948	*
396	11/04/90	11:35:00	0.0005	1.5715	10.9124	330.902	319.9896	170.9072	350.9072	350.9072	*
397	11/04/90	13:05:00	0.4115	6.134	9.7604	357.542	347.7816	183.6512	363.6512	3.6512	*
398	11/04/90	14:35:00	0.2365	5.5615	8.99	357.1028	348.1128	183.0464	363.0464	3.0464	*
399	11/04/90	16:05:00	0.114	1.7925	86.3936	316.5632	230.1696	201.4784	381.4784	21.4784	*
400	11/04/90	17:35:00	0.0225	4.1045	11.7368	348.6428	336.906	180.1898	360.1898	0.1898	*
401	11/04/90	19:05:00	0.7245	8.6745	5.804	358.2584	352.4544	182.0312	362.0312	2.0312	*

402	11/04/90	20:35:00	0.6025	7.6295	13.4972	355.1804	341.6832	*	184.3388	364.3388	4.3388	
403	11/04/90	22:05:00	0.4575	6.5385	27.998	356.5556	328.5576	*	192.2768	372.2768	12.2768	
404	11/04/90	23:35:00	0.511	7.927	17.5076	357.8732	340.3656	*	187.6904	367.6904	7.6904	
405	11/05/90	01:05:00	0.0835	6.752	21.8456	356.1164	334.2708	*	188.981	368.981	8.981	158.0603
406	11/05/90	02:35:00	0.2365	2.67	26.4608	309.2012	282.7404	*	167.831	347.831	347.831	
407	11/05/90	04:05:00	0.3965	3.685	26.5688	106.6076	80.0388	*	66.5882	66.5882	66.5882	
408	11/05/90	05:35:00	0.0225	2.922	30.4712	277.2872	246.816	*	153.8792	333.8792	333.8792	
409	11/05/90	07:05:00	1.1745	3.563	51.236	93.4244	42.1884		72.3302	72.3302	72.3302	
410	11/05/90	08:35:00	0.9	2.9755	26.5688	112.0472	85.4784		69.308	69.308	69.308	
411	11/05/90	10:05:00	0.839	2.533	51.8948	82.8764	30.9816		67.3856	67.3856	67.3856	
412	11/05/90	11:35:00	1.251	3.2805	62.0576	127.7036	65.646		94.8806	94.8806	94.8806	
413	11/05/90	13:05:00	0.7625	2.594	38.8736	120.176	81.3024		79.5248	79.5248	79.5248	
414	11/05/90	14:35:00	0.2975	1.6705	96.0596	139.5692	43.5096		117.8144	117.8144	117.8144	
415	11/05/90	16:05:00	0.8695	1.8155	88.424	169.1756	80.7516		128.7998	128.7998	128.7998	
416	11/05/90	17:35:00	0.5795	2.487	71.66959	199.502	127.8324		135.5858	135.5858	135.5858	
417	11/05/90	19:05:00	0.038	2.2125	15.254	295.3592	280.1052	*	155.3066	335.3066	335.3066	
418	11/05/90	20:35:00	0.198	3.8605	5.2028	243.3356	238.1328	*	124.2692	304.2692	304.2692	
419	11/05/90	22:35:00	0.7015	3.8605	20.6936	338.48	317.7864	*	179.5868	359.5868	359.5868	
420	11/05/90	23:05:00	0.038	3.5245	32.4476	341.3384	308.8908	*	186.893	366.893	6.893	
421	11/06/90	01:05:00	0.2135	3.8605	42.5024	122.318	79.8156		82.4102	82.4102	82.4102	177.5041
422	11/06/90	02:35:00	1.3275	4.0435	49.5332	151.928	102.3948		100.7306	100.7306	100.7306	
423	11/06/90	04:05:00	2.304	5.1955	69.308	149.1272	79.8192		109.2176	109.2176	109.2176	
424	11/06/90	05:35:00	2.716	4.7685	92.3264	137.8664	45.54		115.0964	115.0964	115.0964	
425	11/06/90	07:05:00	1.068	5.4015	4.3208	344.2508	339.93	*	174.2858	354.2858	354.2858	
426	11/06/90	08:35:00	0.7245	6.4925	21.7376	335.294	313.5564	*	178.5158	358.5158	358.5158	
427	11/06/90	10:05:00	0.9685	5.1725	11.6288	358.2584	346.6296	*	184.9436	364.9436	4.943599	
428	11/06/90	11:35:00	1.0145	4.9285	7.1792	358.1468	350.9676	*	182.663	362.663	2.663	
429	11/06/90	13:05:00	0.6865	5.1115	3.7736	332.3276	328.554	*	168.0506	348.0506	348.0506	
430	11/06/90	14:35:00	0.381	9.018001	12.5072	357.542	345.0348	*	185.0246	365.0246	5.0246	
431	11/06/90	16:05:00	0.938	10.6965	190.106	322.55	132.444		256.328	256.328	256.328	
432	11/06/90	17:35:00	0.5415	7.4235	135.5012	357.3224	221.8212	*	246.4118	426.4118	66.4118	
433	11/06/90	19:05:00	1.495	5.8135	207.08	291.4604	84.3804		249.2702	249.2702	249.2702	
434	11/06/90	20:35:00	2.121	10.4445	200.6	287.6696	87.0696		244.1348	244.1348	244.1348	
435	11/06/90	22:05:00	1.617	6.6145	233.1188	358.6436	125.5248		295.8812	295.8812	295.8812	
436	11/06/90	23:35:00	1.251	5.577	200.6	293.6024	93.0024		247.1012	247.1012	247.1012	
437	11/07/90	01:05:00	0.778	4.9285	167.1452	289.2068	122.0616		228.176	228.176	228.176	253.7627
438	11/07/90	02:35:00	0.511	5.5615	192.14	315.9584	123.8184		254.0492	254.0492	254.0492	
439	11/07/90	04:05:00	1.0525	6.416501	211.8068	284.264	72.4572		248.0354	248.0354	248.0354	
440	11/07/90	05:35:00	1.0525	7.408	206.972	279.5372	72.5652		243.2546	243.2546	243.2546	
441	11/07/90	07:05:00	1.8155	8.629	194.39	295.5788	101.1888		244.9844	244.9844	244.9844	
442	11/07/90	08:35:00	2.0065	9.4375	201.5324	287.0108	85.4784		244.2716	244.2716	244.2716	
443	11/07/90	10:05:00	0.999	9.4375	175.9904	285.0848	109.0944		230.5376	230.5376	230.5376	
444	11/07/90	11:35:00	3.4025	12.6495	207.5768	305.1908	97.614		256.3838	256.3838	256.3838	
445	11/07/90	13:05:00	3.7305	11.513	214.6076	287.0108	72.4032		250.8092	250.8092	250.8092	
446	11/07/90	14:35:00	5.516	14.557	211.8068	331.4492	119.6424		271.628	271.628	271.628	
447	11/07/90	16:05:00	4.501	13.222	224.3312	278.4392	54.108		251.3852	251.3852	251.3852	
448	11/07/90	17:35:00	4.0585	10.338	225.4292	312.4988	87.0696		268.964	268.964	268.964	
449	11/07/90	19:05:00	3.3645	8.705	223.6724	297.9404	74.268		260.8064	260.8064	260.8064	
450	11/07/90	20:35:00	2.304	9.163	205.0496	340.2944	135.2448		272.672	272.672	272.672	
451	11/07/90	22:05:00	2.0065	7.042	223.3412	313.4852	90.144		268.4132	268.4132	268.4132	
452	11/07/90	23:35:00	2.533	8.5905	224.4932	307.1708	82.6776		265.832	265.832	265.832	
453	11/08/90	01:05:00	5.1955	9.384001	231.9668	299.15	67.1832		265.5584	265.5584	265.5584	202.172
454	11/08/90	02:35:00	2.487	8.2245	233.6696	298.9304	65.2608		266.3	266.3	266.3	
455	11/08/90	04:05:00	3.3795	8.049	229.0544	308.4884	79.434		268.7714	268.7714	268.7714	
456	11/08/90	05:35:00	2.533	5.287	205.3232	291.0752	85.752		248.1992	248.1992	248.1992	
457	11/08/90	07:05:00	0.6405	4.6005	185.9876	312.992	127.0044		249.4898	249.4898	249.4898	
458	11/08/90	08:35:00	1.5105	5.6	153.1916	300.7412	147.5496		226.9664	226.9664	226.9664	
459	11/08/90	10:05:00	0.3965	8.995	221.75	333.4832	111.7332		277.6166	277.6166	277.6166	
460	11/08/90	11:35:00	0.4805	5.699	133.7984	353.8628	220.0644	*	243.8306	423.8306	63.8306	
461	11/08/90	13:05:00	1.129	8.453501	34.4816	357.9812	323.4996	*	196.2314	376.2314	16.2314	
462	11/08/90	14:35:00	0.8235	8.750999	22.1768	346.0076	323.8308	*	184.0922	364.0922	4.0922	
463	11/08/90	16:05:00	0.923	8.1025	33.4916	310.2452	276.7536	*	171.8684	351.8684	351.8684	
464	11/08/90	17:35:00	1.8155	6.92	35.468	357.8732	322.4052	*	196.6706	376.6706	16.6706	
465	11/08/90	19:05:00	0.8695	8.6745	5.4224	344.2508	338.8284	*	174.8366	354.8366	354.8366	
466	11/08/90	20:35:00	0.7625	5.2565	16.0244	314.2556	298.2312	*	165.14	345.14	345.14	
467	11/08/90	22:05:00	0.3965	3.4025	44.5328	331.1756	286.6428	*	187.8542	367.8542	7.8542	
468	11/08/90	23:35:00	2.1515	9.681499	202.0256	340.6256	138.6		271.3256	271.3256	271.3256	
469	11/09/90	01:05:00	2.0675	10.0555	204.83	270.3644	65.5344		237.5972	237.5972	237.5972	132.9239
470	11/09/90	02:35:00	2.403	7.9805	147.752	319.5836	171.8316		233.6678	233.6678	233.6678	
471	11/09/90	04:05:00	2.9755	9.9335	212.9048	286.2404	73.3356		249.5726	249.5726	249.5726	
472	11/09/90	05:35:00	1.312	9.5065	232.5716	342.1088	109.5372		287.3402	287.3402	287.3402	
473	11/09/90	07:05:00	2.792	7.6675	237.6224	287.2844	49.662		262.4534	262.4534	262.4534	
474	11/09/90	08:35:00	0.4425	6.7215	189.998	286.1288	96.1308		238.0634	238.0634	238.0634	
475	11/09/90	10:05:00	2.2125	5.1955	207.2996	310.6844	103.3848		258.992	258.992	258.992	
476	11/09/90	11:35:00	0.0835	4.7835	30.5792	343.8116	313.2324	*	187.1954	367.1954	7.1954	
477	11/09/90	13:05:00	0.198	2.594	70.1864	325.736	255.5496	*	197.9612	377.9612	17.9612	
478	11/09/90	14:35:00	0.198	1.4265	14.3756	351.7208	337.3452	*	183.0482	363.0482	3.0482	
479	11/09/90	16:05:00	0.038	1.991	15.0344	345.1292	330.0948	*	180.0818	360.0818	0.0818	
480	11/09/90	17:35:00	0.999	3.7305	21.626	346.3388	324.7128	*	183.9824	363.9824	3.9824	
481	11/09/90	19:05:00	2.304	4.318	107.378	152.6408	45.2628		130.0094	130.0094	130.0094	
482	11/09/90	20:35:00	0.32	3.7305	22.9436	129.626	106.6824		76.2848	76.2848	76.2848	
483	11/09/90	22:05:00	0.5415	2.716	47.06	125.396	78.336		86.228	86.228	86.228	
484	11/09/90	23:35:00	0.16	3.9975	115.6184	312.992	197.3736	*	214.3052	394.3052	34.3052	
485	11/10/90	01:05:00	0.0225	3.189	156.266	321.344	165.078	*	238.805	238.805	238.805	130.228
486	11/10/90	02:35:00	0.114	4.242	203.4548	320.5196	117.0648		261.9872	261.9872	261.9872	

487	11/10/90	04:05:00	0.038	5.0885	207.4652	323.594	116.1288	265.5296	265.5296	265.5296	
488	11/10/90	05:35:00	0.0225	3.067	42.5024	316.4516	273.9492	* 179.477	359.477	359.477	
489	11/10/90	07:05:00	1.358	4.0435	39.2048	127.484	88.2792	83.3444	83.3444	83.3444	
490	11/10/90	08:35:00	1.068	5.2335	11.6288	100.7288	89.1	56.1788	56.1788	56.1788	
491	11/10/90	10:05:00	2.365	5.8515	20.528	106.0604	85.5324	63.2942	63.2942	63.2942	
492	11/10/90	11:35:00	2.594	5.1575	44.4248	108.2024	63.7776	76.3136	76.3136	76.3136	
493	11/10/90	13:05:00	1.5715	6.012	40.9076	149.2928	108.3852	95.1002	95.1002	95.1002	
494	11/10/90	14:35:00	1.3885	4.44	36.7892	351.8288	315.0396	* 194.309	374.309	14.309	
495	11/10/90	16:05:00	1.129	3.9825	44.864	140.174	95.31	92.519	92.519	92.519	
496	11/10/90	17:35:00	1.091	4.318	73.484	140.174	66.69	106.829	106.829	106.829	
497	11/10/90	19:05:00	1.8385	4.196	58.9796	120.8924	61.9128	89.936	89.936	89.936	
498	11/10/90	20:35:00	1.3275	3.8605	58.5404	147.0392	88.4988	102.7898	102.7898	102.7898	
499	11/10/90	22:05:00	1.3885	3.6465	5.5304	134.954	129.4236	70.2422	70.2422	70.2422	
500	11/10/90	23:35:00	0.8695	3.761	84.9644	129.0212	44.0568	106.9928	106.9928	106.9928	
501	11/11/90	01:05:00	0.7245	4.4095	24.812	342.9872	318.1752	* 183.8996	363.8996	3.8996	182.772
502	11/11/90	02:35:00	0.099	2.67	28.7108	321.2324	292.5216	* 174.9716	354.9716	354.9716	
503	11/11/90	04:05:00	0.0005	1.8535	22.5584	335.4056	312.8472	* 178.982	358.982	358.982	
504	11/11/90	05:35:00	0.0005	1.068	18.386	324.8576	306.4716	* 171.6218	351.6218	351.6218	
505	11/11/90	07:05:00	0.0005	0.8235	9.1016	335.0744	325.9728	* 172.088	352.088	352.088	
506	11/11/90	08:35:00	0.0005	2.876	8.4428	301.7312	293.2884	* 155.087	335.087	335.087	
507	11/11/90	10:05:00	1.297	4.654	35.9072	121.7708	85.8636	78.839	78.839	78.839	
508	11/11/90	11:35:00	2.0905	4.2875	102.4316	143.0828	40.65121	122.7572	122.7572	122.7572	
509	11/11/90	13:05:00	0.0005	3.4635	16.8452	303.38	286.5348	* 160.1126	340.1126	340.1126	
510	11/11/90	14:35:00	0.038	5.8515	30.4712	293.1632	262.692	* 161.8172	341.8172	341.8172	
511	11/11/90	16:05:00	0.32	8.194	21.8456	357.3224	335.4768	* 189.584	369.584	9.584	
512	11/11/90	17:35:00	5.0885	10.872	35.6876	75.8996	40.212	55.7936	55.7936	55.7936	
513	11/11/90	19:05:00	6.012	10.5975	41.4584	70.0208	28.5624	55.7396	55.7396	55.7396	
514	11/11/90	20:35:00	7.522501	11.612	38.3804	68.264	29.8836	53.3222	53.3222	53.3222	
515	11/11/90	22:05:00	0.839	12.459	3.7736	156.266	152.4924	80.0198	80.0198	80.0198	
516	11/11/90	23:35:00	0.526	10.3835	65.9564	353.4776	287.5212	* 209.717	389.717	29.717	
517	11/12/90	01:05:00	1.0525	9.323	5.2028	336.284	331.0812	* 170.7434	350.7434	350.7434	158.8505
518	11/12/90	02:35:00	2.2735	13.6265	4.9256	129.734	124.8084	* 67.3298	67.3298	67.3298	
519	11/12/90	04:05:00	0.3355	15.1445	35.7992	297.7748	261.9756	* 166.787	346.787	346.787	
520	11/12/90	05:35:00	6.294	14.061	56.3984	84.4136	28.0152	70.406	70.406	70.406	
521	11/12/90	07:05:00	4.8445	15.4115	35.468	101.06	65.592	68.264	68.264	68.264	
522	11/12/90	08:35:00	4.0435	16.4035	20.8016	159.2324	138.4308	90.017	90.017	90.017	
523	11/12/90	10:05:00	3.0365	14.3205	44.6444	144.0728	99.4284	94.3586	94.3586	94.3586	
524	11/12/90	11:35:00	3.8985	10.9025	69.308	145.1168	75.8088	107.2124	107.2124	107.2124	
525	11/12/90	13:05:00	1.48	13.1	26.2412	195.8192	169.578	111.0302	111.0302	111.0302	
526	11/12/90	14:35:00	1.7775	6.134	41.4584	117.8684	76.41	79.6634	79.6634	79.6634	
527	11/12/90	16:05:00	3.563	10.025	51.4556	176.8112	125.3556	114.1334	114.1334	114.1334	
528	11/12/90	17:35:00	2.67	7.866	69.47359	121.166	51.69241	95.3198	95.3198	95.3198	
529	11/12/90	19:05:00	3.563	7.7515	58.0472	164.4524	106.4052	111.2498	111.2498	111.2498	
530	11/12/90	20:35:00	3.204	10.849	64.9124	174.5072	109.5948	119.7098	119.7098	119.7098	
531	11/12/90	22:05:00	1.0145	14.481	20.8016	331.4492	310.6476	* 176.1254	356.1254	356.1254	
532	11/12/90	23:35:00	0.4805	11.1695	13.7708	344.744	330.9732	* 179.2574	359.2574	359.2574	
533	11/13/90	01:05:00	0.4425	7.721	18.5516	348.6428	330.0912	* 183.5972	363.5972	3.5972	186.86
534	11/13/90	02:35:00	0.6865	7.225	35.6876	335.294	299.6064	* 185.4908	365.4908	5.4908	
535	11/13/90	04:05:00	1.091	9.177999	30.14	340.2944	310.1544	* 185.2172	365.2172	5.2172	
536	11/13/90	05:35:00	0.778	5.8135	4.652	357.7616	353.1096	* 181.2068	361.2068	1.2068	
537	11/13/90	07:05:00	0.099	4.4095	8.4428	320.5196	312.0768	* 164.4812	344.4812	344.4812	
538	11/13/90	08:35:00	0.16	2.0065	6.3548	349.6868	343.332	* 178.0208	358.0208	358.0208	
539	11/13/90	10:05:00	0.381	3.4485	4.3208	315.5732	311.2524	* 159.947	339.947	339.947	
540	11/13/90	11:35:00	0.2135	1.8535	8.5508	338.5916	330.0408	* 173.5712	353.5712	353.5712	
541	11/13/90	13:05:00	0.0835	2.1515	166.3748	315.9584	149.5836	241.1666	241.1666	241.1666	
542	11/13/90	14:35:00	0.5645	3.5245	213.2324	352.5992	139.3668	282.9158	282.9158	282.9158	
543	11/13/90	16:05:00	0.6255	3.1355	210.4856	318.7052	108.2196	264.5954	264.5954	264.5954	
544	11/13/90	17:35:00	0.5645	3.578	216.2564	311.1236	94.8672	263.69	263.69	263.69	
545	11/13/90	19:05:00	0.381	3.2575	4.652	356.9948	352.3428	* 180.8234	360.8234	0.8234	
546	11/13/90	20:35:00	1.1135	4.181	50.3576	150.7184	100.3608	100.538	100.538	100.538	
547	11/13/90	22:05:00	1.091	5.516	30.14	146.4884	116.3484	88.3142	88.3142	88.3142	
548	11/13/90	23:35:00	0.9	4.875	23.0552	289.3148	266.2596	* 156.185	336.185	336.185	
549	11/14/90	01:05:00	0.053	1.7395	55.1888	346.1732	290.9844	* 200.681	380.681	20.681	176.0629
550	11/14/90	02:35:00	0.2975	2.2275	13.6592	180.7676	167.1084	97.2134	97.2134	97.2134	
551	11/14/90	04:05:00	0.16	1.7395	4.652	350.072	345.42	* 177.362	357.362	357.362	
552	11/14/90	05:35:00	0.4115	2.4335	106.6076	352.0484	245.4408	* 229.328	409.328	49.328	
553	11/14/90	07:05:00	0.038	3.3035	5.642	286.406	280.764	* 146.024	326.024	326.024	
554	11/14/90	08:35:00	0.0005	1.373	38.2724	354.0284	315.756	* 196.1504	376.1504	16.1504	
555	11/14/90	10:05:00	0.099	1.3275	15.6932	314.5292	298.836	* 165.1112	345.1112	345.1112	
556	11/14/90	11:35:00	0.0225	1.373	40.742	155.8268	115.0848	98.2844	98.2844	98.2844	
557	11/14/90	13:05:00	0.0005	1.297	67.4396	340.6256	273.186	* 204.0326	384.0326	24.0326	
558	11/14/90	14:35:00	0.0005	1.6935	103.8608	358.6436	254.7828	* 231.2522	411.2522	51.2522	
559	11/14/90	16:05:00	0.0005	1.297	16.7372	327.9896	311.2524	* 172.3634	352.3634	352.3634	
560	11/14/90	17:35:00	1.2355	5.4395	232.1324	295.1936	63.0612	263.663	263.663	263.663	
561	11/14/90	19:05:00	1.3885	4.7455	227.4056	279.7568	52.3512	253.5812	253.5812	253.5812	
562	11/14/90	20:35:00	2.594	5.9965	207.9044	277.3952	69.4908	242.6498	242.6498	242.6498	
563	11/14/90	22:05:00	1.495	5.02	247.4576	298.4912	51.0336	272.9744	272.9744	272.9744	
564	11/14/90	23:35:00	0.198	3.3645	101.06	351.6092	250.5492	* 226.3346	406.3346	46.3346	
565	11/15/90	01:05:00	0.0225	2.609	59.4188	354.302	294.8832	* 206.8604	386.8604	26.8604	222.0275
566	11/15/90	02:35:00	0.3965	4.3565	37.3904	346.5584	309.168	* 191.9744	371.9744	11.9744	
567	11/15/90	04:05:00	0.3965	4.341	29.7548	337.7132	307.9584	* 183.734	363.734	3.734	
568	11/15/90	05:35:00	0.4575	4.1195	12.8384	339.9092	327.0708	* 176.3738	356.3738	356.3738	
569	11/15/90	07:05:00	0.198	3.929	7.3988	335.0744	327.6756	* 171.2366	351.2366	351.2366	
570	11/15/90	08:35:00	0.656	3.8605	5.0372	343.7	338.6628	* 174.3686	354.3686	354.3686	
571	11/15/90	10:05:00	0.8695	7.164	9.1016	348.1496	339.048	* 178.6256	358.6256	358.6256	

572	11/15/90	11:35:00	1.495	7.2095	11.078	336.284	325.206	*	173.681	353.681	353.681	
573	11/15/90	13:05:00	2.2275	9.361501	65.2436	321.506	256.2624	*	193.3748	373.3748	13.3748	
574	11/15/90	14:35:00	2.1665	12.0315	217.3004	335.8448	118.5444	*	276.5726	276.5726	276.5726	
575	11/15/90	16:05:00	2.2735	14.168	9.7604	347.5988	337.8384	*	178.6796	358.6796	358.6796	
576	11/15/90	17:35:00	2.029	10.0555	8.882	332.6588	323.7768	*	170.7704	350.7704	350.7704	
577	11/15/90	19:05:00	1.1745	8.8195	14.7032	357.434	342.7308	*	186.0686	366.0686	6.0686	
578	11/15/90	20:35:00	1.297	5.3555	162.6416	330.2972	167.6556	*	246.4694	246.4694	246.4694	
579	11/15/90	22:05:00	0.381	3.746	198.1808	302.6096	104.4288	*	250.3952	250.3952	250.3952	
580	11/15/90	23:35:00	0.3965	2.8915	161.9792	304.532	142.5528	*	233.2556	233.2556	233.2556	
581	11/16/90	01:05:00	0.526	6.9045	220.1552	350.5112	130.356	*	285.3332	285.3332	285.3332	179.6928
582	11/16/90	02:35:00	0.32	6.63	181.0988	313.2116	132.1128	*	247.1552	247.1552	247.1552	
583	11/16/90	04:05:00	0.8085	9.9185	201.1472	328.2632	127.116	*	264.7052	264.7052	264.7052	
584	11/16/90	05:35:00	0.511	4.501	189.3932	319.0364	129.6432	*	254.2148	254.2148	254.2148	
585	11/16/90	07:05:00	0.6405	3.1205	199.61	356.1164	156.5064	*	277.8632	277.8632	277.8632	
586	11/16/90	08:35:00	0.7245	4.6235	162.1988	325.2968	163.098	*	243.7478	243.7478	243.7478	
587	11/16/90	10:05:00	0.656	3.3645	197.0288	293.7104	96.6816	*	245.3696	245.3696	245.3696	
588	11/16/90	11:35:00	0.038	2.0675	6.9596	353.4776	346.518	*	180.2186	360.2186	0.2186	
589	11/16/90	13:05:00	0.0225	1.4265	5.4224	313.3772	307.9548	*	159.3998	339.3998	339.3998	
590	11/16/90	14:35:00	0.2365	2.9755	32.0084	357.3224	325.314	*	194.6654	374.6654	14.6654	
591	11/16/90	16:05:00	0.6025	4.5625	45.3572	127.1528	81.7956	*	86.255	86.255	86.255	
592	11/16/90	17:35:00	1.3885	4.4705	72.2204	148.4108	76.1904	*	110.3156	110.3156	110.3156	
593	11/16/90	19:05:00	1.3885	3.9975	86.9984	162.8612	75.8628	*	124.9298	124.9298	124.9298	
594	11/16/90	20:35:00	0.511	4.4705	85.6772	156.7088	71.0316	*	121.193	121.193	121.193	
595	11/16/90	22:05:00	0.16	2.4565	71.45	199.7216	128.2716	*	135.5858	135.5858	135.5858	
596	11/16/90	23:35:00	0.5795	4.6005	89.8532	158.4116	68.5584	*	124.1324	124.1324	124.1324	
597	11/17/90	01:05:00	1.144	5.745	5.5304	129.734	124.2036	*	67.6322	67.6322	67.6322	203.197
598	11/17/90	02:35:00	1.0145	2.4335	4.5404	163.52	158.9796	*	84.0302	84.0302	84.0302	
599	11/17/90	04:05:00	0.6025	2.922	17.288	317.114	299.826	*	167.201	347.201	347.201	
600	11/17/90	05:35:00	0.267	3.2575	103.4216	340.2944	236.8728	*	221.858	401.858	41.858	
601	11/17/90	07:05:00	0.0835	4.1655	223.0676	335.294	112.2264	*	279.1808	279.1808	279.1808	
602	11/17/90	08:35:00	0.053	3.204	122.0444	348.2612	226.2168	*	235.1528	415.1528	55.1528	
603	11/17/90	10:05:00	0.6255	5.211	127.7036	315.5732	187.8696	*	221.6384	401.6384	41.6384	
604	11/17/90	11:35:00	0.038	4.7685	225.5372	324.3104	98.7732	*	274.9238	274.9238	274.9238	
605	11/17/90	13:05:00	0.16	6.233	165.8276	322.6616	156.834	*	244.2446	244.2446	244.2446	
606	11/17/90	14:35:00	0.4575	5.287	222.1892	296.3492	74.16	*	259.2692	259.2692	259.2692	
607	11/17/90	16:05:00	1.8155	7.2095	211.3676	283.1084	71.7408	*	247.238	247.238	247.238	
608	11/17/90	17:35:00	3.021	8.316	199.8836	268.1108	68.2272	*	233.9972	233.9972	233.9972	
609	11/17/90	19:05:00	1.5105	5.623	191.2616	291.4604	100.1988	*	241.361	241.361	241.361	
610	11/17/90	20:35:00	1.8155	6.3935	223.2332	346.1732	122.94	*	284.7032	284.7032	284.7032	
611	11/17/90	22:05:00	1.19	6.3095	225.5372	332.7668	107.2296	*	279.152	279.152	279.152	
612	11/17/90	23:35:00	1.19	7.6905	200.9852	338.1524	137.1672	*	269.5688	269.5688	269.5688	
613	11/18/90	01:05:00	0.6025	7.965	206.5328	289.0412	82.5084	*	247.787	247.787	247.787	258.4827
614	11/18/90	02:35:00	0.4425	9.193501	228.0104	292.832	64.8216	*	260.4212	260.4212	260.4212	
615	11/18/90	04:05:00	3.7305	9.0485	226.088	273.8816	47.7936	*	249.9848	249.9848	249.9848	
616	11/18/90	05:35:00	5.6	9.681499	231.362	272.618	41.256	*	251.99	251.99	251.99	
617	11/18/90	07:05:00	3.624	8.750999	243.9404	292.9436	49.0032	*	268.442	268.442	268.442	
618	11/18/90	08:35:00	1.8385	6.508	251.6336	304.8092	53.1756	*	278.2214	278.2214	278.2214	
619	11/18/90	10:05:00	1.915	8.087	240.2072	302.6096	62.4024	*	271.4084	271.4084	271.4084	
620	11/18/90	11:35:00	2.1515	6.8665	248.4476	302.0048	53.5572	*	275.2262	275.2262	275.2262	
621	11/18/90	13:05:00	0.198	6.5535	250.0928	324.8576	74.7648	*	287.4752	287.4752	287.4752	
622	11/18/90	14:35:00	1.2665	4.486	178.2404	318.32	140.0796	*	248.2802	248.2802	248.2802	
623	11/18/90	16:05:00	0.5645	5.5615	181.9772	300.194	118.2168	*	241.0856	241.0856	241.0856	
624	11/18/90	17:35:00	1.556	5.3865	173.4632	281.2976	107.8344	*	227.3804	227.3804	227.3804	
625	11/18/90	19:05:00	0.7475	4.4705	4.9256	334.9664	330.0408	*	169.946	349.946	349.946	
626	11/18/90	20:35:00	0.6025	4.8445	3.5036	346.4468	342.9432	*	174.9752	354.9752	354.9752	
627	11/18/90	22:05:00	0.3355	4.074	112.5404	337.1084	224.568	*	224.8244	404.8244	44.8244	
628	11/18/90	23:35:00	0.267	6.088	207.5768	348.974	141.3972	*	278.2754	278.2754	278.2754	
629	11/19/90	01:05:00	0.0005	3.006	18.9908	295.5788	276.588	*	157.2848	337.2848	337.2848	137.3658
630	11/19/90	02:35:00	0.0005	2.815	16.8452	348.2612	331.416	*	182.5532	362.5532	2.5532	
631	11/19/90	04:05:00	0.0005	2.029	174.3416	357.434	183.0924	*	265.8878	445.8878	85.8878	
632	11/19/90	05:35:00	0.0835	1.9455	15.9128	357.7616	341.8488	*	186.8372	366.8372	6.8372	
633	11/19/90	07:05:00	0.0005	2.2735	9.872	310.2452	300.3732	*	160.0586	340.0586	340.0586	
634	11/19/90	08:35:00	0.0225	2.5785	24.2072	350.8424	326.6352	*	187.5248	367.5248	7.5248	
635	11/19/90	10:05:00	1.091	3.189	292.9436	354.194	61.2504	*	323.5688	323.5688	323.5688	
636	11/19/90	11:35:00	0.0005	2.594	61.4528	343.5344	282.0816	*	202.4936	382.4936	22.4936	
637	11/19/90	13:05:00	0.1445	1.358	200.9852	290.1968	89.2116	*	245.591	245.591	245.591	
638	11/19/90	14:35:00	0.2135	1.8535	227.24	283.4396	56.1996	*	255.3398	255.3398	255.3398	
639	11/19/90	16:05:00	0.0225	1.724	6.9596	358.2584	351.2988	*	182.609	362.609	2.609	
640	11/19/90	17:35:00	0.038	1.8155	24.3188	274.4828	250.164	*	149.4008	329.4008	329.4008	
641	11/19/90	19:05:00	0.114	2.365	41.4584	338.5916	297.1332	*	190.025	370.025	10.025	
642	11/19/90	20:35:00	0.099	1.9455	31.2956	335.7332	304.4376	*	183.5144	363.5144	3.5144	
643	11/19/90	22:05:00	0.099	2.4565	47.7728	202.1912	154.4184	*	124.982	124.982	124.982	
644	11/19/90	23:35:00	0.3355	3.8605	58.4324	141.9308	83.4984	*	100.1816	100.1816	100.1816	
645	11/20/90	01:05:00	0.4115	4.7225	57.2768	129.2408	71.964	*	93.2588	93.2588	93.2588	147.7349
646	11/20/90	02:35:00	0.099	2.0675	52.9388	152.0936	99.1548	*	102.5162	102.5162	102.5162	
647	11/20/90	04:05:00	1.091	3.1205	38.0528	74.80161	36.74881	*	56.42721	56.42721	56.42721	
648	11/20/90	05:35:00	1.3885	4.875	40.1372	121.4936	81.3564	*	80.8154	80.8154	80.8154	
649	11/20/90	07:05:00	0.4115	5.333	46.4552	299.4236	252.9684	*	172.9394	352.9394	352.9394	
650	11/20/90	08:35:00	0.7015	2.731	22.1768	347.7104	325.5336	*	184.9436	364.9436	4.9436	
651	11/20/90	10:05:00	0.923	2.533	30.14	131.714	101.574	*	80.927	80.927	80.927	
652	11/20/90	11:35:00	0.3355	3.2575	30.3596	131.2748	100.9152	*	80.8172	80.8172	80.8172	
653	11/20/90	13:05:00	0.16	1.7925	17.9468	89.36	71.4132	*	53.6534	53.6534	53.6534	
654	11/20/90	14:35:00	0.0005	1.6325	52.6076	348.5348	295.9272	*	200.5712	380.5712	20.5712	
655	11/20/90	16:05:00	0.0005	2.594	14.8148	319.4756	304.6608	*	167.1452	347.1452	347.1452	
656	11/20/90	17:35:00	0.0005	0.778	60.0236	267.8912	207.8676	*	163.9574	343.9574	343.9574	

657	11/20/90	19:05:00	0.0005	0.9685	15.0344	270.584	255.5496	*	142.8092	322.8092	322.8092	
658	11/20/90	20:35:00	0.0005	1.091	11.9564	311.6744	299.718	*	161.8154	341.8154	341.8154	
659	11/20/90	22:05:00	0.0005	1.602	5.0372	358.1468	353.1096	*	181.592	361.592	1.592	
660	11/20/90	23:35:00	0.0005	1.6705	160.8812	358.2584	197.3772	*	259.5698	439.5698	79.5698	
661	11/21/90	01:05:00	0.0005	1.457	9.5408	355.292	345.7512	*	182.4164	362.4164	2.4164	65.89306
662	11/21/90	02:35:00	0.0005	1.9455	6.3548	352.2716	345.9168	*	179.3132	359.3132	359.3132	
663	11/21/90	04:05:00	0.1445	1.144	6.3548	163.1348	156.78		84.7448	84.7448	84.7448	
664	11/21/90	05:35:00	0.6405	3.204	35.36	156.5972	121.2372		95.9786	95.9786	95.9786	
665	11/21/90	07:05:00	0.9	5.6535	50.246	341.7776	291.5316	*	196.0118	376.0118	16.0118	
666	11/21/90	08:35:00	0.8695	5.531	76.9436	342.9872	266.0436	*	209.9654	389.9654	29.9654	
667	11/21/90	10:05:00	0.198	6.4545	43.82	357.3224	313.5024	*	200.5712	380.5712	20.5712	
668	11/21/90	11:35:00	6.294	9.467999	33.9308	74.3624	40.4316		54.1466	54.1466	54.1466	
669	11/21/90	13:05:00	7.0265	14.3585	39.2048	68.8688	29.664		54.0368	54.0368	54.0368	
670	11/21/90	14:35:00	5.1725	16.144	23.0552	88.5356	65.4804		55.7954	55.7954	55.7954	
671	11/21/90	16:05:00	5.7985	17.479	26.2412	91.61	65.3688		58.9256	58.9256	58.9256	
672	11/21/90	17:35:00	5.1955	15.5335	33.6032	71.45	37.8468		52.5266	52.5266	52.5266	
673	11/21/90	19:05:00	8.011	19.9055	40.0292	67.0004	26.9712		53.5148	53.5148	53.5148	
674	11/21/90	20:35:00	7.2785	12.2375	42.5024	66.068	23.5656		54.2852	54.2852	54.2852	
675	11/21/90	22:05:00	6.7215	11.3755	38.0528	72.6596	34.6068		55.3562	55.3562	55.3562	
676	11/21/90	23:35:00	0.4115	8.4915	41.3468	332.054	290.7072	*	186.7004	366.7004	6.7004	
677	11/22/90	01:05:00	0.0005	2.2885	26.846	292.2812	265.4352	*	159.5636	339.5636	339.5636	164.5627
678	11/22/90	02:35:00	0.0005	5.478	88.424	320.9588	232.5348	*	204.6914	384.6914	24.6914	
679	11/22/90	04:05:00	2.647	6.149	95.2352	127.9232	32.688		111.5792	111.5792	111.5792	
680	11/22/90	05:35:00	0.0005	4.0585	99.02601	306.8936	207.8676	*	202.9598	382.9598	22.95981	
681	11/22/90	07:05:00	0.053	4.196	6.2432	272.1788	265.9356	*	139.211	319.211	319.211	
682	11/22/90	08:35:00	2.2275	5.4015	201.5324	248.336	46.8036		224.9342	224.9342	224.9342	
683	11/22/90	10:05:00	1.8155	5.638	214.0568	304.3664	90.3096		259.2116	259.2116	259.2116	
684	11/22/90	11:35:00	0.3965	3.1355	207.6848	299.4236	91.7388		253.5542	253.5542	253.5542	
685	11/22/90	13:05:00	0.053	1.5715	76.616	322.3844	245.7684	*	199.5002	379.5002	19.5002	
686	11/22/90	14:35:00	0.0835	3.3035	44.0936	145.9952	101.9016		95.0444	95.0444	95.0444	
687	11/22/90	16:05:00	1.3275	4.0435	37.1168	125.5616	88.4448		81.3392	81.3392	81.3392	
688	11/22/90	17:35:00	1.457	2.922	58.706	116.5508	57.8448		87.6284	87.6284	87.6284	
689	11/22/90	19:05:00	1.8535	4.9895	34.37	161.7596	127.3896		98.0648	98.0648	98.0648	
690	11/22/90	20:35:00	0.511	2.5175	3.5036	328.76	325.2564	*	166.1318	346.1318	346.1318	
691	11/22/90	22:05:00	0.0835	2.8915	29.5928	347.3252	317.7324	*	188.459	368.459	8.459	
692	11/22/90	23:35:00	0.0835	1.915	6.686	315.5732	308.8872	*	161.1296	341.1296	341.1296	
693	11/23/90	01:05:00	0.053	2.4565	14.7032	350.7308	336.0276	*	182.717	362.717	2.717	93.78777
694	11/23/90	02:35:00	0.1445	2.945	6.9596	357.8732	350.9136	*	182.4164	362.4164	2.4164	
695	11/23/90	04:05:00	1.411	3.2805	37.9412	87.21799	49.27679		62.5796	62.5796	62.5796	
696	11/23/90	05:35:00	1.3885	4.0435	36.1268	73.20679	37.07999		54.6668	54.6668	54.6668	
697	11/23/90	07:05:00	0.5795	2.4565	25.1432	89.522	64.3788		57.3326	57.3326	57.3326	
698	11/23/90	08:35:00	0.2975	3.761	7.5644	348.5348	340.9704	*	178.0496	358.0496	358.0496	
699	11/23/90	10:05:00	0.0225	3.4635	11.1896	357.1028	345.9132	*	184.1462	364.1462	4.1462	
700	11/23/90	11:35:00	0.114	3.2425	20.3084	347.5988	327.2904	*	183.9536	363.9536	3.9536	
701	11/23/90	13:05:00	0.0005	2.96	37.2284	310.6844	273.456	*	173.9564	353.9564	353.9564	
702	11/23/90	14:35:00	0.0225	1.8535	67.3316	231.47	164.1384	*	149.4008	149.4008	149.4008	
703	11/23/90	16:05:00	0.0225	3.4485	39.2048	344.4128	305.208	*	191.8088	371.8088	11.8088	
704	11/23/90	17:35:00	0.053	4.486	6.2432	354.7412	348.498	*	180.4922	360.4922	0.4922	
705	11/23/90	19:05:00	0.6025	4.7685	23.9876	351.7208	327.7332	*	187.8542	367.8542	7.8542	
706	11/23/90	20:35:00	0.778	5.6	3.7736	339.362	335.5884	*	171.5678	351.5678	351.5678	
707	11/23/90	22:05:00	1.8995	3.822	46.7864	94.4684	47.682		70.6274	70.6274	70.6274	
708	11/23/90	23:35:00	0.0835	4.4095	55.0808	322.9892	267.9084	*	189.035	369.035	9.035	
709	11/24/90	01:05:00	1.976	4.1425	49.9724	126.7676	76.7952		88.37	88.37	88.37	93.93976
710	11/24/90	02:35:00	2.0065	3.2575	93.2048	116.8244	23.6196		105.0146	105.0146	105.0146	
711	11/24/90	04:05:00	1.129	3.8605	51.5636	109.0268	57.4632		80.2952	80.2952	80.2952	
712	11/24/90	05:35:00	1.129	3.3795	52.9388	95.01559	42.07679		73.9772	73.9772	73.9772	
713	11/24/90	07:05:00	0.656	4.1655	46.016	106.4996	60.4836		76.2578	76.2578	76.2578	
714	11/24/90	08:35:00	0.0225	2.5175	16.1324	175.6592	159.5268		95.8958	95.8958	95.8958	
715	11/24/90	10:05:00	0.0005	3.4485	8.1116	353.3696	345.258	*	180.7406	360.7406	0.7406	
716	11/24/90	11:35:00	0.0005	2.029	41.1812	353.5892	312.408	*	197.3852	377.3852	17.3852	
717	11/24/90	13:05:00	0.3585	1.8385	31.2956	312.7724	281.4768	*	172.034	352.034	352.034	
718	11/24/90	14:35:00	0.0005	2.0675	102.9824	355.4	252.4176	*	229.1912	409.1912	49.1912	
719	11/24/90	16:05:00	0.038	2.3345	48.05	358.2584	310.2084	*	203.1542	383.1542	23.1542	
720	11/24/90	17:35:00	0.0005	1.7925	31.2956	333.5912	302.2956	*	182.4434	362.4434	2.4434	
721	11/24/90	19:05:00	0.0005	3.8605	21.7376	352.8728	331.1352	*	187.3052	367.3052	7.3052	
722	11/24/90	20:35:00	2.8305	4.3565	112.3208	141.6572	29.3364		126.989	126.989	126.989	
723	11/24/90	22:05:00	0.0005	4.196	35.0864	263.5532	228.4668	*	149.3198	329.3198	329.3198	
724	11/24/90	23:35:00	0.0005	1.1745	26.5688	122.7572	96.1884		74.663	74.663	74.663	
725	11/25/90	01:05:00	0.0005	1.373	5.5304	176.372	170.8416		90.9512	90.9512	90.9512	140.1632
726	11/25/90	02:35:00	0.2975	2.2735	28.3292	121.0004	92.6712		74.6648	74.6648	74.6648	
727	11/25/90	04:05:00	0.16	2.2735	29.7548	128.9096	99.1548		79.3322	79.3322	79.3322	
728	11/25/90	05:35:00	0.3355	1.8155	39.8636	149.0156	109.152		94.4396	94.4396	94.4396	
729	11/25/90	07:05:00	0.0225	2.0905	12.3956	335.0744	322.6788	*	173.735	353.735	353.735	
730	11/25/90	08:35:00	0.5645	2.304	35.6876	204.938	169.2504		120.3128	120.3128	120.3128	
731	11/25/90	10:05:00	0.3965	2.4335	48.5972	125.1188	76.5216		86.858	86.858	86.858	
732	11/25/90	11:35:00	0.4805	2.487	20.6936	148.688	127.9944		84.6908	84.6908	84.6908	
733	11/25/90	13:05:00	0.4575	2.121	65.7908	228.8888	163.098		147.3398	147.3398	147.3398	
734	11/25/90	14:35:00	0.038	1.7775	40.742	149.894	109.152		95.318	95.318	95.318	
735	11/25/90	16:05:00	0.2135	2.2125	68.156	192.4676	124.3116		130.3118	130.3118	130.3118	
736	11/25/90	17:35:00	0.2135	2.2275	18.9908	339.7436	320.7528	*	179.3672	359.3672	359.3672	
737	11/25/90	19:05:00	0.0005	1.724	4.652	356.7212	352.0692	*	180.6866	360.6866	0.6866	
738	11/25/90	20:35:00	0.099	3.2195	166.1552	323.594	157.4388		244.8746	244.8746	244.8746	
739	11/25/90	22:05:00	0.038	2.0675	76.724	302.5016	225.7776	*	189.6128	369.6128	8.6128	
740	11/25/90	23:35:00	0.114	2.388	209.222	331.01	121.788		270.116	270.116	270.116	
741	11/26/90	01:05:00	0.0225	2.388	112.76	342.8756	230.1156	*	227.8178	407.8178	47.8178	214.3055

742	11/26/90	02:35:00	1.373	5.3555	182.69	340.9532	158.2632	261.8216	261.8216	261.8216
743	11/26/90	04:05:00	0.0835	6.3935	5.5304	344.8556	339.3252	* 175.193	355.193	355.193
744	11/26/90	05:35:00	0.2975	7.309	16.298	344.8556	328.5576	* 180.5768	360.5768	0.5768
745	11/26/90	07:05:00	0.038	3.006	29.2616	358.1468	328.8852	* 193.7042	373.7042	13.7042
746	11/26/90	08:35:00	0.053	1.7925	5.5304	311.1236	305.5932	* 158.327	338.327	338.327
747	11/26/90	10:05:00	0.839	4.707	221.75	328.2632	106.5132	275.0066	275.0066	275.0066
748	11/26/90	11:35:00	0.923	5.9355	241.0856	325.0232	83.9376	283.0544	283.0544	283.0544
749	11/26/90	13:05:00	1.869	6.3935	221.0876	292.5584	71.4708	256.823	256.823	256.823
750	11/26/90	14:35:00	0.526	3.4635	230.4836	331.7804	101.2968	281.132	281.132	281.132
751	11/26/90	16:05:00	0.938	2.754	226.8584	305.7416	78.8832	266.3	266.3	266.3
752	11/26/90	17:35:00	0.7245	4.6005	241.7444	299.15	57.4056	270.4472	270.4472	270.4472
753	11/26/90	19:05:00	0.1445	4.196	226.5272	287.45	60.9228	256.9886	256.9886	256.9886
754	11/26/90	20:35:00	0.923	3.9595	56.7296	339.362	282.6324	* 198.0458	378.0458	18.0458
755	11/26/90	22:05:00	2.632	6.63	230.4836	276.848	46.3644	253.6658	253.6658	253.6658
756	11/26/90	23:35:00	2.632	6.8815	224.3312	275.6384	51.3072	249.9848	249.9848	249.9848
757	11/27/90	01:05:00	1.0525	4.2875	222.5708	300.194	77.6232	261.3824	261.3824	261.3824
758	11/27/90	02:35:00	3.2195	8.1025	220.706	283.9868	63.2808	252.3464	252.3464	252.3464
759	11/27/90	04:05:00	1.6705	6.691	232.352	275.5268	43.1748	253.9394	253.9394	253.9394
760	11/27/90	05:35:00	3.204	7.103	235.1528	274.4828	39.33	254.8178	254.8178	254.8178
761	11/27/90	07:05:00	2.2275	5.8135	238.4468	276.5168	38.07	257.4818	257.4818	257.4818
762	11/27/90	08:35:00	2.632	6.7215	233.9972	281.4056	47.4084	257.7014	257.7014	257.7014
763	11/27/90	10:05:00	2.4715	6.5765	221.75	274.922	53.172	248.336	248.336	248.336
764	11/27/90	11:35:00	1.1135	5.5005	241.3052	291.68	50.3748	266.4926	266.4926	266.4926
765	11/27/90	13:05:00	1.1135	8.293	225.4292	322.9892	97.56	274.2092	274.2092	274.2092
766	11/27/90	14:35:00	1.7395	7.454	206.3672	275.5268	69.1596	240.947	240.947	240.947
767	11/27/90	16:05:00	0.8695	7.6445	249.1604	304.6436	55.4832	276.902	276.902	276.902
768	11/27/90	17:35:00	0.038	3.7915	52.8272	324.7496	271.9224	* 188.7884	368.7884	8.7884
769	11/27/90	19:05:00	0.7015	4.585	71.342	349.082	277.74	* 210.212	390.212	30.212
770	11/27/90	20:35:00	1.213	8.3315	79.2512	338.5916	259.3404	* 208.9214	388.9214	28.9214
771	11/27/90	22:05:00	1.556	10.727	22.1768	320.9588	298.782	* 171.5678	351.5678	351.5678
772	11/27/90	23:35:00	1.091	13.344	202.1912	338.48	136.2888	270.3356	270.3356	270.3356
773	11/28/90	01:05:00	1.3275	6.6145	202.6304	294.5888	91.9584	248.6096	248.6096	248.6096
774	11/28/90	02:35:00	3.9975	13.2675	231.6356	324.3104	92.6748	277.973	277.973	277.973
775	11/28/90	04:05:00	2.8915	9.781	220.706	301.6196	80.9136	261.1628	261.1628	261.1628
776	11/28/90	05:35:00	2.5175	12.2375	214.0568	300.4676	86.4108	257.2622	257.2622	257.2622
777	11/28/90	07:05:00	3.929	11.9475	212.0264	287.8892	75.8628	249.9578	249.9578	249.9578
778	11/28/90	08:35:00	3.9975	9.72	205.3232	294.5888	89.2656	249.956	249.956	249.956
779	11/28/90	10:05:00	2.632	8.2625	229.9328	285.416	55.4832	257.6744	257.6744	257.6744
780	11/28/90	11:35:00	2.67	8.7355	181.0988	301.8968	120.798	241.4978	241.4978	241.4978
781	11/28/90	13:05:00	1.724	5.577	200.8736	294.1496	93.276	247.5116	247.5116	247.5116
782	11/28/90	14:35:00	0.9	7.7055	195.9848	315.6848	119.7	255.8348	255.8348	255.8348
783	11/28/90	16:05:00	0.381	4.074	188.3492	343.5344	155.1852	265.9418	265.9418	265.9418
784	11/28/90	17:35:00	1.0295	4.9745	217.3004	342.8756	125.5752	280.088	280.088	280.088
785	11/28/90	19:05:00	0.5415	4.074	14.3756	356.9948	342.6192	* 185.6852	365.6852	5.6852
786	11/28/90	20:35:00	0.32	2.594	19.6496	337.6016	317.952	* 178.6256	358.6256	358.6256
787	11/28/90	22:05:00	0.4805	6.6755	13.4972	352.2716	338.7744	* 182.8844	362.8844	2.8844
788	11/28/90	23:35:00	0.099	7.721	194.0624	341.558	147.4956	267.8102	267.8102	267.8102
789	11/29/90	01:05:00	0.0225	2.922	10.4732	357.8732	347.4	* 184.1732	364.1732	4.1732
790	11/29/90	02:35:00	1.0145	6.79	187.0856	322.55	135.4644	254.8178	254.8178	254.8178
791	11/29/90	04:05:00	1.0145	7.263	172.8044	299.15	126.3456	235.9772	235.9772	235.9772
792	11/29/90	05:35:00	0.1445	4.1195	9.5408	334.0304	324.4896	* 171.7856	351.7856	351.7856
793	11/29/90	07:05:00	1.068	5.8515	204.83	279.6488	74.8188	242.2394	242.2394	242.2394
794	11/29/90	08:35:00	0.9685	3.2195	204.1712	289.646	85.4748	246.9086	246.9086	246.9086
795	11/29/90	10:05:00	0.4425	3.0365	196.6976	355.8392	159.1416	276.2684	276.2684	276.2684
796	11/29/90	11:35:00	0.0005	2.945	12.6188	357.8732	345.2544	* 185.246	365.246	5.246
797	11/29/90	13:05:00	0.32	3.4865	12.9464	355.5656	342.6192	* 184.256	364.256	4.256
798	11/29/90	14:35:00	1.2355	5.4015	30.9104	113.0336	82.1232	71.972	71.972	71.972
799	11/29/90	16:05:00	2.533	6.294	43.9856	109.574	65.5884	76.7798	76.7798	76.7798
800	11/29/90	17:35:00	1.617	5.966	46.8944	96.5564	49.662	71.7254	71.7254	71.7254
801	11/29/90	19:05:00	0.778	3.4635	35.468	123.8012	88.3332	79.6346	79.6346	79.6346
802	11/29/90	20:35:00	0.0225	2.403	10.1456	263.8808	253.7352	* 137.0132	317.0132	317.0132
803	11/29/90	22:05:00	0.0005	2.1665	4.3208	346.886	342.5652	* 175.6034	355.6034	355.6034
804	11/29/90	23:35:00	0.0225	2.029	36.512	348.1496	311.6376	* 192.3308	372.3308	12.3308
805	11/30/90	01:05:00	0.1445	3.0975	4.2128	357.7616	353.5488	* 180.9872	360.9872	0.9872
806	11/30/90	02:35:00	1.091	3.9825	75.0212	123.8012	48.78	99.4112	99.4112	99.4112
807	11/30/90	04:05:00	0.099	3.929	72.7676	322.2224	249.4548	* 197.495	377.495	17.495
808	11/30/90	05:35:00	0.381	2.2735	224.4932	337.9328	113.4396	281.213	281.213	281.213
809	11/30/90	07:05:00	1.19	7.5075	193.8428	302.39	108.5472	248.1164	248.1164	248.1164
810	11/30/90	08:35:00	0.9685	5.142	177.5816	297.2276	119.646	237.4046	237.4046	237.4046
811	11/30/90	10:05:00	1.19	8.049	226.088	287.9972	61.9092	257.0426	257.0426	257.0426
812	11/30/90	11:35:00	0.511	4.8445	215.8712	340.9532	125.082	278.4122	278.4122	278.4122
813	11/30/90	13:05:00	1.3885	4.7835	158.9588	292.832	133.8732	225.8954	225.8954	225.8954
814	11/30/90	14:35:00	0.2135	6.134	164.8916	311.3432	146.4516	238.1174	238.1174	238.1174
815	11/30/90	16:05:00	1.2355	4.4095	205.4888	281.2976	75.8088	243.3932	243.3932	243.3932
816	11/30/90	17:35:00	0.923	9.323	225.2096	303.38	78.1704	264.2948	264.2948	264.2948
817	11/30/90	19:05:00	0.9685	6.4545	224.1116	284.264	60.1524	254.1878	254.1878	254.1878
818	11/30/90	20:35:00	1.457	7.805	218.1212	307.4444	89.3232	262.7828	262.7828	262.7828
819	11/30/90	22:05:00	1.8155	7.4845	235.8656	292.1192	56.2536	263.9924	263.9924	263.9924
820	11/30/90	23:35:00	0.0005	3.5475	22.9436	277.6148	254.6712	* 150.2792	330.2792	330.2792
821	12/01/90	01:05:00	0.923	3.0365	8.882	357.542	348.66	* 183.212	363.212	3.212
822	12/01/90	02:35:00	0.053	2.594	61.838	357.9812	296.1432	* 209.9096	389.9096	29.9096
823	12/01/90	04:05:00	0.4115	4.8445	4.2128	279.3176	275.1048	* 141.7652	321.7652	321.7652
824	12/01/90	05:35:00	0.9	3.8605	5.4224	314.8064	309.384	* 160.1144	340.1144	340.1144
825	12/01/90	07:05:00	0.16	2.2735	4.2128	351.116	346.9032	* 177.6644	357.6644	357.6644
826	12/01/90	08:35:00	0.2975	4.6005	179.504	317.114	137.61	248.309	248.309	248.309

220.8988

233.0297

162.9207

218.9391

231.4419

827	12/01/90	10:05:00	0.9	5.0735	208.4552	292.832	84.3768	250.6436	250.6436	250.6436	
828	12/01/90	11:35:00	1.1745	5.478	233.9972	311.5628	77.5656	272.78	272.78	272.78	
829	12/01/90	13:05:00	2.4565	6.3325	197.576	275.804	78.228	236.69	236.69	236.69	
830	12/01/90	14:35:00	2.365	6.2485	226.8584	292.5584	65.7	259.7084	259.7084	259.7084	
831	12/01/90	16:05:00	0.198	5.272	200.2688	287.9972	87.7284	244.133	244.133	244.133	
832	12/01/90	17:35:00	0.2135	2.754	168.0776	326.4524	158.3748	247.265	247.265	247.265	
833	12/01/90	19:05:00	0.8695	3.3035	222.0236	357.434	135.4104	289.7288	289.7288	289.7288	
834	12/01/90	20:35:00	0.175	3.9595	3.662	339.6356	335.9736	* 171.6488	351.6488	351.6488	
835	12/01/90	22:05:00	0.6255	2.548	51.1244	203.0696	151.9452	127.097	127.097	127.097	
836	12/01/90	23:35:00	0.4805	3.7915	42.0596	202.742	160.6824	122.4008	122.4008	122.4008	
837	12/02/90	01:05:00	0.2365	4.341	52.6076	125.8352	73.2276	89.2214	89.2214	89.2214	87.99223
838	12/02/90	02:35:00	0.2365	1.8995	58.706	150.5564	91.8504	104.6312	104.6312	104.6312	
839	12/02/90	04:05:00	0.0005	2.0445	10.8044	350.8424	340.038	* 180.8234	360.8234	0.8234	
840	12/02/90	05:35:00	0.0005	1.0295	4.76	356.9948	352.2348	* 180.8774	360.8774	0.8774	
841	12/02/90	07:05:00	0.038	1.7545	8.1116	357.434	349.3224	* 182.7728	362.7728	2.7728	
842	12/02/90	08:35:00	0.0005	2.2125	15.9128	358.1468	342.234	* 187.0298	367.0298	7.0298	
843	12/02/90	10:05:00	0.0005	3.082	20.8016	332.4392	311.6376	* 176.6204	356.6204	356.6204	
844	12/02/90	11:35:00	0.885	3.7	59.3108	121.166	61.8552	90.2384	90.2384	90.2384	
845	12/02/90	13:05:00	1.1135	4.1195	45.6308	120.176	74.5452	82.9034	82.9034	82.9034	
846	12/02/90	14:35:00	2.2885	5.0885	87.5456	122.6492	35.1036	105.0974	105.0974	105.0974	
847	12/02/90	16:05:00	4.9285	8.9415	99.57681	131.5484	31.97159	115.5626	115.5626	115.5626	
848	12/02/90	17:35:00	7.0265	11.8255	85.2956	133.6904	48.3948	109.493	109.493	109.493	
849	12/02/90	19:05:00	2.0065	11.8715	65.5172	140.282	74.7648	102.8996	102.8996	102.8996	
850	12/02/90	20:35:00	3.845	10.2845	38.0528	115.6184	77.5656	76.8356	76.8356	76.8356	
851	12/02/90	22:05:00	4.1195	12.459	66.176	97.982	31.806	82.079	82.079	82.079	
852	12/02/90	23:35:00	5.2335	12.741	56.9492	104.6312	47.682	80.7902	80.7902	80.7902	
853	12/03/90	01:05:00	3.8605	12.123	27.1196	118.4192	91.2996	72.7694	72.7694	72.7694	122.4759
854	12/03/90	02:35:00	2.403	9.651	30.3596	124.406	94.0464	77.3828	77.3828	77.3828	
855	12/03/90	04:05:00	7.7055	12.253	97.1612	125.5616	28.4004	111.3614	111.3614	111.3614	
856	12/03/90	05:35:00	1.19	11.8105	96.3908	136.052	39.6612	116.2214	116.2214	116.2214	
857	12/03/90	07:05:00	1.2355	8.011	12.5072	142.424	129.9168	77.4656	77.4656	77.4656	
858	12/03/90	08:35:00	1.7925	6.5535	4.1012	112.76	108.6588	58.4306	58.4306	58.4306	
859	12/03/90	10:05:00	0.511	6.5995	27.998	130.6124	102.6144	79.3052	79.3052	79.3052	
860	12/03/90	11:35:00	3.3185	8.3925	52.9388	139.13	86.1912	96.0344	96.0344	96.0344	
861	12/03/90	13:05:00	1.7545	8.804501	64.6388	158.4116	93.7728	111.5252	111.5252	111.5252	
862	12/03/90	14:35:00	1.7395	6.2485	31.7888	132.0416	100.2528	81.9152	81.9152	81.9152	
863	12/03/90	16:05:00	2.8915	7.263	30.9104	101.4992	70.58879	66.2048	66.2048	66.2048	
864	12/03/90	17:35:00	2.8455	6.2635	33.7112	114.902	81.1908	74.3066	74.3066	74.3066	
865	12/03/90	19:05:00	2.632	9.407001	42.5024	105.5096	63.0072	74.006	74.006	74.006	
866	12/03/90	20:35:00	1.2355	5.02	69.5816	269.1008	199.5192	* 169.3412	349.3412	349.3412	
867	12/03/90	22:05:00	2.304	9.9335	227.7908	283.6592	55.8684	255.725	255.725	255.725	
868	12/03/90	23:35:00	3.761	12.398	232.2404	283.0004	50.76	257.6204	257.6204	257.6204	
869	12/04/90	01:05:00	4.44	11.0245	216.3644	283.5476	67.1832	249.956	249.956	249.956	204.5619
870	12/04/90	02:35:00	4.0585	10.6965	233.9972	309.5324	75.5352	271.7648	271.7648	271.7648	
871	12/04/90	04:05:00	3.1355	8.8805	222.4628	296.2376	73.7748	259.3502	259.3502	259.3502	
872	12/04/90	05:35:00	0.198	5.2565	4.5404	316.4516	311.9112	* 160.496	340.496	340.496	
873	12/04/90	07:05:00	0.3355	3.2805	36.35	357.434	321.084	* 196.892	376.892	16.892	
874	12/04/90	08:35:00	0.0225	2.3345	16.8452	324.4184	307.5732	* 170.6318	350.6318	350.6318	
875	12/04/90	10:05:00	0.5415	2.7695	42.6644	121.3856	78.7212	82.025	82.025	82.025	
876	12/04/90	11:35:00	0.038	3.189	8.2232	134.7344	126.5112	71.4788	71.4788	71.4788	
877	12/04/90	13:05:00	0.16	2.647	7.1792	266.1344	258.9552	* 136.6568	316.6568	316.6568	
878	12/04/90	14:35:00	0.0005	1.4265	43.9856	198.458	154.4724	121.2218	121.2218	121.2218	
879	12/04/90	16:05:00	0.0005	1.312	95.67799	354.6332	258.9552	* 225.1556	405.1556	45.1556	
880	12/04/90	17:35:00	0.114	3.4485	210.0464	306.4544	96.408	258.2504	258.2504	258.2504	
881	12/04/90	19:05:00	0.0005	1.869	181.7576	342.9872	161.2296	262.3724	262.3724	262.3724	
882	12/04/90	20:35:00	0.114	3.082	13.7708	343.3724	329.6016	* 178.5716	358.5716	358.5716	
883	12/04/90	22:05:00	0.0225	1.8535	25.1432	335.4056	310.2624	* 180.2744	360.2744	0.2744	
884	12/04/90	23:35:00	1.091	5.951	235.1528	300.6332	65.4804	267.893	267.893	267.893	
885	12/05/90	01:05:00	3.822	9.239	229.0544	295.5788	66.5244	262.3166	262.3166	262.3166	253.1614
886	12/05/90	02:35:00	2.5175	10.155	228.122	293.2712	65.1492	260.6966	260.6966	260.6966	
887	12/05/90	04:05:00	2.533	9.2925	234.1088	297.7748	63.666	265.9418	265.9418	265.9418	
888	12/05/90	05:35:00	3.204	5.9965	242.2376	277.3952	35.1576	259.8164	259.8164	259.8164	
889	12/05/90	07:05:00	1.7545	5.3175	241.4132	309.6404	68.2272	275.5268	275.5268	275.5268	
890	12/05/90	08:35:00	1.5715	6.6145	233.504	316.5632	83.0592	275.0336	275.0336	275.0336	
891	12/05/90	10:05:00	1.869	6.2105	215.1548	318.7052	103.5504	266.93	266.93	266.93	
892	12/05/90	11:35:00	1.48	5.905	183.8456	334.5272	150.6816	259.1864	259.1864	259.1864	
893	12/05/90	13:05:00	1.6555	6.5535	202.742	305.7416	102.9996	254.2418	254.2418	254.2418	
894	12/05/90	14:35:00	1.1745	6.294	173.3516	305.1908	131.8392	239.2712	239.2712	239.2712	
895	12/05/90	16:05:00	1.8385	7.042	221.0876	278.6588	57.5712	249.8732	249.8732	249.8732	
896	12/05/90	17:35:00	1.068	7.6065	181.2068	305.7416	124.5348	243.4742	243.4742	243.4742	
897	12/05/90	19:05:00	2.609	7.4845	129.3488	306.566	177.2172	217.9574	217.9574	217.9574	
898	12/05/90	20:35:00	2.945	10.582	183.9536	277.2872	93.3336	230.6204	230.6204	230.6204	
899	12/05/90	22:05:00	1.6325	7.95	151.7624	314.6948	162.9324	233.2286	233.2286	233.2286	
900	12/05/90	23:35:00	2.0905	7.454	226.9664	285.9668	59.0004	256.4666	256.4666	256.4666	
901	12/06/90	01:05:00	1.8535	8.896	195.38	315.3536	119.9736	255.3668	255.3668	255.3668	216.2937
902	12/06/90	02:35:00	1.915	7.347	218.9456	285.8552	66.9096	252.4004	252.4004	252.4004	
903	12/06/90	04:05:00	1.991	10.483	171.8684	323.7056	151.8372	247.787	247.787	247.787	
904	12/06/90	05:35:00	1.8535	8.453501	212.9048	338.5916	125.6868	275.7482	275.7482	275.7482	
905	12/06/90	07:05:00	0.3585	8.98	96.0596	305.7416	209.682	* 200.9006	380.9006	20.9006	
906	12/06/90	08:35:00	0.5645	9.177999	42.5024	310.6844	268.182	* 176.5934	356.5934	356.5934	
907	12/06/90	10:05:00	0.885	7.1485	204.3908	336.3956	132.0048	270.3932	270.3932	270.3932	
908	12/06/90	11:35:00	1.0295	6.134	11.6288	339.362	327.7332	* 175.4954	355.4954	355.4954	
909	12/06/90	13:05:00	0.3355	5.951	76.3388	349.1936	272.8548	* 212.7662	392.7662	32.7662	
910	12/06/90	14:35:00	0.2135	9.6055	28.4372	331.01	302.5728	* 179.7236	359.7236	359.7236	
911	12/06/90	16:05:00	1.617	11.4975	61.2872	335.8448	274.5576	* 198.566	378.566	18.566	

912	12/06/90	17:35:00	3.4485	12.6495	8.4428	319.5836	311.1408	*	164.0132	344.0132	344.0132	
913	12/06/90	19:05:00	3.9825	13.527	16.298	352.5992	336.3012	*	184.4486	364.4486	4.4486	
914	12/06/90	20:35:00	4.913	23.888	262.3976	329.6924	67.2948		296.045	296.045	296.045	
915	12/06/90	22:05:00	1.213	13.4355	156.9824	355.5656	198.5832	*	256.274	436.274	76.274	
916	12/06/90	23:35:00	1.091	8.98	239.822	348.5348	108.7128		294.1784	294.1784	294.1784	
917	12/07/90	01:05:00	0.9685	11.116	17.1764	327.878	310.7016	*	172.5272	352.5272	352.5272	172.6847
918	12/07/90	02:35:00	0.5795	6.752	9.1016	335.8448	326.7432	*	172.4732	352.4732	352.4732	
919	12/07/90	04:05:00	1.8155	7.0265	175.9904	294.866	118.8756		235.4282	235.4282	235.4282	
920	12/07/90	05:35:00	2.2275	5.2335	200.6	287.1188	86.5188		243.8594	243.8594	243.8594	
921	12/07/90	07:05:00	1.2355	5.0885	199.61	313.928	114.318		256.769	256.769	256.769	
922	12/07/90	08:35:00	0.1445	4.1195	12.2336	323.594	311.3604	*	167.9138	347.9138	347.9138	
923	12/07/90	10:05:00	0.511	2.0675	12.6188	175.6592	163.0404		94.139	94.139	94.139	
924	12/07/90	11:35:00	0.053	2.716	59.696	172.8044	113.1084		116.2502	116.2502	116.2502	
925	12/07/90	13:05:00	0.923	3.624	67.8788	133.7984	65.9196		100.8386	100.8386	100.8386	
926	12/07/90	14:35:00	4.196	8.247499	45.2492	71.9468	26.6976		58.598	58.598	58.598	
927	12/07/90	16:05:00	6.691	10.6585	31.7888	62.99	31.2012		47.3894	47.3894	47.3894	
928	12/07/90	17:35:00	5.76	10.9025	40.0292	64.7504	24.7212		52.3898	52.3898	52.3898	
929	12/07/90	19:05:00	2.96	10.9025	28.2176	115.1216	86.904		71.6696	71.6696	71.6696	
930	12/07/90	20:35:00	3.2425	7.408	24.812	119.2436	94.4316		72.0278	72.0278	72.0278	
931	12/07/90	22:05:00	0.6865	6.775	12.3956	357.542	345.1464	*	184.9688	364.9688	4.9688	
932	12/07/90	23:35:00	0.5415	7.9805	7.2872	344.1392	336.852	*	175.7132	355.7132	355.7132	
933	12/08/90	01:05:00	0.999	10.811	223.892	344.2508	120.3588		284.0714	284.0714	284.0714	156.9987
934	12/08/90	02:35:00	1.6325	10.826	30.9104	351.2276	320.3172	*	191.069	371.069	11.069	
935	12/08/90	04:05:00	1.4265	7.2405	190.5452	321.8372	131.292		256.1912	256.1912	256.1912	
936	12/08/90	05:35:00	5.0505	12.337	217.3004	290.9636	73.6632		254.132	254.132	254.132	
937	12/08/90	07:05:00	4.7685	13.4355	235.1528	274.3748	39.222		254.7638	254.7638	254.7638	
938	12/08/90	08:35:00	3.3795	9.467999	219.3848	283.1084	63.7236		251.2466	251.2466	251.2466	
939	12/08/90	10:05:00	1.091	6.8815	216.7496	281.5172	64.7676		249.1334	249.1334	249.1334	
940	12/08/90	11:35:00	1.8155	5.638	218.5064	281.9564	63.45		250.2314	250.2314	250.2314	
941	12/08/90	13:05:00	0.526	5.89	221.3072	306.3464	85.0392		263.8268	263.8268	263.8268	
942	12/08/90	14:35:00	0.0835	3.021	91.9952	321.344	229.3488	*	206.6696	386.6696	26.6696	
943	12/08/90	16:05:00	0.053	1.976	3.7736	351.6092	347.8356	*	177.6914	357.6914	357.6914	
944	12/08/90	17:35:00	0.0225	2.609	35.2484	335.5712	300.3228	*	185.4098	365.4098	5.4098	
945	12/08/90	19:05:00	0.5645	3.7305	13.4972	358.1468	344.6496	*	185.822	365.822	5.822	
946	12/08/90	20:35:00	0.1445	6.6755	19.43	350.8424	331.4124	*	185.1362	365.1362	5.1362	
947	12/08/90	22:05:00	0.1445	5.966	44.864	345.1292	300.2652	*	194.9966	374.9966	14.9966	
948	12/08/90	23:35:00	0.282	4.5315	47.1716	356.0048	308.8332	*	201.5882	381.5882	21.5882	
949	12/09/90	01:05:00	1.1135	4.959	152.2016	339.362	187.1604	*	245.7818	425.7818	65.7818	153.0902
950	12/09/90	02:35:00	0.3965	4.2265	185.876	299.7548	113.8788		242.8154	242.8154	242.8154	
951	12/09/90	04:05:00	1.9455	5.7145	179.396	300.4676	121.0716		239.9318	239.9318	239.9318	
952	12/09/90	05:35:00	0.4575	4.501	199.9952	302.2244	102.2292		251.1098	251.1098	251.1098	
953	12/09/90	07:05:00	0.938	7.0875	201.1472	325.628	124.4808		263.3876	263.3876	263.3876	
954	12/09/90	08:35:00	0.0835	4.7455	21.626	301.6196	279.9936	*	161.6228	341.6228	341.6228	
955	12/09/90	10:05:00	0.16	3.4025	160.2224	338.1524	177.93		249.1874	249.1874	249.1874	
956	12/09/90	11:35:00	0.1445	2.3345	53.8712	313.4852	259.614	*	183.6782	363.6782	3.6782	
957	12/09/90	13:05:00	0.5415	2.945	16.8452	118.7468	101.9016		67.796	67.796	67.796	
958	12/09/90	14:35:00	0.7625	2.0065	4.1012	357.1028	353.0016	*	180.602	360.602	0.602	
959	12/09/90	16:05:00	0.4805	2.2735	40.3028	113.1992	72.8964		76.751	76.751	76.751	
960	12/09/90	17:35:00	0.038	2.8305	58.2668	357.434	299.1672	*	207.8504	387.8504	27.8504	
961	12/09/90	19:05:00	0.5795	3.021	52.1144	121.6052	69.4908		86.8598	86.8598	86.8598	
962	12/09/90	20:35:00	1.1745	3.7305	61.6184	130.1732	68.5548		95.8958	95.8958	95.8958	
963	12/09/90	22:05:00	0.0005	1.915	69.1424	178.6588	209.5164	*	173.9006	353.9006	353.9006	
964	12/09/90	23:35:00	0.0225	0.8695	42.9416	121.6052	78.6636		82.2734	82.2734	82.2734	
965	12/10/90	01:05:00	0.198	1.6935	48.8168	121.3856	72.5688		85.1012	85.1012	85.1012	93.54511
966	12/10/90	02:35:00	0.0005	1.3275	10.6928	132.0416	121.3488		71.3672	71.3672	71.3672	
967	12/10/90	04:05:00	0.0005	1.915	50.5772	340.514	289.9368	*	195.5456	375.5456	15.5456	
968	12/10/90	05:35:00	0.0005	1.457	13.4972	260.2556	246.7584	*	136.8764	316.8764	316.8764	
969	12/10/90	07:05:00	0.175	3.1355	55.52	234.3824	178.8624		144.9512	144.9512	144.9512	
970	12/10/90	08:35:00	0.6405	2.8455	34.1504	114.4628	80.3124		74.3066	74.3066	74.3066	
971	12/10/90	10:05:00	0.6405	3.3035	19.2644	104.192	84.9276		61.7282	61.7282	61.7282	
972	12/10/90	11:35:00	0.0005	2.4565	57.3884	216.7496	159.3612		137.069	137.069	137.069	
973	12/10/90	13:05:00	0.0005	1.3885	84.6332	259.4312	174.798		172.0322	172.0322	172.0322	
974	12/10/90	14:35:00	0.0005	1.8385	29.2616	345.896	316.6344	*	187.5788	367.5788	7.5788	
975	12/10/90	16:05:00	0.267	1.8385	41.786	131.1632	89.3772		86.4746	86.4746	86.4746	
976	12/10/90	17:35:00	0.4575	3.021	51.6752	126.8792	75.204		89.2772	89.2772	89.2772	
977	12/10/90	19:05:00	1.556	3.761	44.4248	69.308	24.8832		56.8664	56.8664	56.8664	
978	12/10/90	20:35:00	1.6325	3.578	44.972	72.2204	27.2484		58.5962	58.5962	58.5962	
979	12/10/90	22:05:00	2.304	4.0205	55.4084	76.616	21.2076		66.0122	66.0122	66.0122	
980	12/10/90	23:35:00	0.9685	3.8605	33.9308	71.9468	38.016		52.9388	52.9388	52.9388	
981	12/11/90	01:05:00	1.4265	3.563	35.6876	103.4216	67.734		69.5546	69.5546	69.5546	113.7512
982	12/11/90	02:35:00	0.7475	2.7005	18.5516	113.4764	94.9248		66.014	66.014	66.014	
983	12/11/90	04:05:00	0.4425	2.2275	25.1432	86.6672	61.524		55.9052	55.9052	55.9052	
984	12/11/90	05:35:00	0.7625	3.021	49.4216	167.2532	117.8316		108.3374	108.3374	108.3374	
985	12/11/90	07:05:00	0.839	2.5175	35.36	124.406	89.046		79.883	79.883	79.883	
986	12/11/90	08:35:00	0.8085	5.5005	48.4892	150.1136	101.6244		99.3014	99.3014	99.3014	
987	12/11/90	10:05:00	0.198	6.691	49.6988	156.5972	106.8984		103.148	103.148	103.148	
988	12/11/90	11:35:00	1.251	5.7755	115.3412	203.5664	88.2252		159.4538	159.4538	159.4538	
989	12/11/90	13:05:00	1.457	5.684	88.0964	170.7164	82.62		129.4064	129.4064	129.4064	
990	12/11/90	14:35:00	1.0145	6.9045	99.5768	220.814	121.2372		160.1954	160.1954	160.1954	
991	12/11/90	16:05:00	0.16	2.2275	33.324	263.6668	210.3408	*	138.4964	318.4964	318.4964	
992	12/11/90	17:35:00	0.5645	6.027	63.4868	182.69	119.2032		123.0884	123.0884	123.0884	
993	12/11/90	19:05:00	1.068	6.2485	31.2956	357.8732	326.5776	*	194.5844	374.5844	14.5844	
994	12/11/90	20:35:00	1.358	4.9285	61.2872	145.1168	83.8296		103.202	103.202	103.202	
995	12/11/90	22:05:00	1.869	6.775	98.4788	130.724	32.24519		114.6014	114.6014	114.6014	
996	12/11/90	23:35:00	4.074	8.209	103.4216	126.2744	22.8528		114.848	114.848	114.848	

997	12/12/90	01:05:00	4.4705	8.926499	101.168	131.4368	30.2688	116.3024	116.3024	116.3024	150.5481
998	12/12/90	02:35:00	2.594	8.3315	67.7708	132.3152	64.5444	100.043	100.043	100.043	
999	12/12/90	04:05:00	3.082	9.239	86.174	131.0516	44.8776	108.6128	108.6128	108.6128	
1000	12/12/90	05:35:00	4.0435	8.835	84.5252	146.4884	61.9632	115.5068	115.5068	115.5068	
1001	12/12/90	07:05:00	2.8455	8.7355	97.2692	137.8664	40.5972	117.5678	117.5678	117.5678	
1002	12/12/90	08:35:00	2.121	5.211	92.4344	130.2848	37.8504	111.3596	111.3596	111.3596	
1003	12/12/90	10:05:00	1.373	5.455	91.61	166.3748	74.7648	128.9924	128.9924	128.9924	
1004	12/12/90	11:35:00	0.5795	4.8445	82.7684	249.9308	167.1624	166.3496	166.3496	166.3496	
1005	12/12/90	13:05:00	0.0225	3.685	66.068	216.2564	150.1884	141.1622	141.1622	141.1622	
1006	12/12/90	14:35:00	0.0225	1.617	15.6932	344.6324	328.9392	* 180.1628	360.1628	0.1628	
1007	12/12/90	16:05:00	0.267	3.3645	208.4552	344.6324	136.1772	276.5438	276.5438	276.5438	
1008	12/12/90	17:35:00	0.175	3.4025	186.92	269.2124	82.2924	228.0662	228.0662	228.0662	
1009	12/12/90	19:05:00	0.175	4.242	209.3336	295.5788	86.2452	252.4562	252.4562	252.4562	
1010	12/12/90	20:35:00	0.099	3.189	241.7444	349.8524	108.108	295.7984	295.7984	295.7984	
1011	12/12/90	22:05:00	0.4425	4.501	159.2324	333.098	173.8656	246.1652	246.1652	246.1652	
1012	12/12/90	23:35:00	0.099	3.624	25.5824	341.7776	316.1952	* 183.68	363.68	3.68	
1013	12/13/90	01:05:00	0.0005	2.1665	7.2872	346.886	339.5988	* 177.0866	357.0866	357.0866	197.6139
1014	12/13/90	02:35:00	0.6255	5.0505	202.4108	339.6356	137.2248	271.0232	271.0232	271.0232	
1015	12/13/90	04:05:00	0.0225	3.0975	25.6904	350.9504	325.26	* 188.3204	368.3204	8.3204	
1016	12/13/90	05:35:00	0.999	3.7915	28.8764	358.6436	329.7672	* 193.76	373.76	13.76	
1017	12/13/90	07:05:00	0.8085	3.2195	18.5516	350.072	331.5204	* 184.3118	364.3118	4.3118	
1018	12/13/90	08:35:00	0.4425	3.7	4.3208	352.4912	348.1704	* 178.406	358.406	358.406	
1019	12/13/90	10:05:00	0.1445	5.8135	6.794	345.0176	338.2236	* 175.9058	355.9058	355.9058	
1020	12/13/90	11:35:00	0.938	3.8605	183.8456	357.3224	173.4768	270.584	270.584	270.584	
1021	12/13/90	13:05:00	0.282	5.272	9.872	354.0284	344.1564	* 181.9502	361.9502	1.9502	
1022	12/13/90	14:35:00	0.4575	7.042	193.9508	345.6764	151.7256	269.8136	269.8136	269.8136	
1023	12/13/90	16:05:00	1.2665	5.699	170.6048	332.7668	162.162	251.6858	251.6858	251.6858	
1024	12/13/90	17:35:00	1.091	7.591	208.5632	303.7652	95.202	256.1642	256.1642	256.1642	
1025	12/13/90	19:05:00	0.3965	10.0785	210.9824	282.5612	71.5788	246.7718	246.7718	246.7718	
1026	12/13/90	20:35:00	1.251	7.309	237.5144	281.7908	44.2764	259.6526	259.6526	259.6526	
1027	12/13/90	22:05:00	0.0005	4.074	161.2664	309.2012	147.9348	235.2338	235.2338	235.2338	
1028	12/13/90	23:35:00	0.16	2.4565	17.1764	345.1292	327.9528	* 181.1528	361.1528	1.1528	
1029	12/14/90	01:05:00	0.053	3.4635	3.662	357.8732	354.2112	* 180.7676	360.7676	0.7676	78.92698
1030	12/14/90	02:35:00	2.5175	3.9595	56.2904	70.9028	14.6124	63.5966	63.5966	63.5966	
1031	12/14/90	04:05:00	2.7695	4.2265	49.6988	76.0652	26.3664	62.882	62.882	62.882	
1032	12/14/90	05:35:00	1.251	4.0205	41.5664	117.4292	75.8628	79.4978	79.4978	79.4978	
1033	12/14/90	07:05:00	2.632	3.822	47.6648	98.47881	50.81401	73.07181	73.07181	73.07181	
1034	12/14/90	08:35:00	1.7395	3.8605	43.2152	81.6128	38.3976	62.414	62.414	62.414	
1035	12/14/90	10:05:00	1.0145	3.9825	37.2284	77.4368	40.2084	57.3326	57.3326	57.3326	
1036	12/14/90	11:35:00	0.9	3.1205	38.3804	69.308	30.9276	53.8442	53.8442	53.8442	
1037	12/14/90	13:05:00	1.129	2.388	41.786	114.4628	72.6768	78.1244	78.1244	78.1244	
1038	12/14/90	14:35:00	0.267	2.029	94.5764	124.406	29.8296	109.4912	109.4912	109.4912	
1039	12/14/90	16:05:00	0.0225	1.6935	54.0908	182.3624	128.2716	118.2266	118.2266	118.2266	
1040	12/14/90	17:35:00	0.6405	2.7005	41.3468	88.8632	47.5164	65.105	65.105	65.105	
1041	12/14/90	19:05:00	0.0225	2.1665	5.5304	350.072	344.5416	* 177.8012	357.8012	357.8012	
1042	12/14/90	20:35:00	0.2365	2.403	40.742	332.4392	291.6972	* 186.5906	366.5906	6.5906	
1043	12/14/90	22:05:00	0.0835	2.8305	9.98	357.1028	347.1228	* 183.5414	363.5414	3.5414	
1044	12/14/90	23:35:00	0.0835	2.4715	8.1116	132.9776	124.866	70.5446	70.5446	70.5446	
1045	12/15/90	01:05:00	0.267	2.4335	6.686	357.3224	350.6364	* 182.0042	362.0042	2.0042	94.95778
1046	12/15/90	02:35:00	0.6405	3.563	18.386	357.542	339.156	* 187.964	367.964	7.964	
1047	12/15/90	04:05:00	0.2975	4.196	4.3208	357.3224	353.0016	* 180.8216	360.8216	0.8216	
1048	12/15/90	05:35:00	0.282	2.2275	63.3752	164.564	101.1888	113.9696	113.9696	113.9696	
1049	12/15/90	07:05:00	1.0295	2.815	40.634	164.8916	124.2576	102.7628	102.7628	102.7628	
1050	12/15/90	08:35:00	0.3355	3.2425	67.9904	140.8868	72.8964	104.4386	104.4386	104.4386	
1051	12/15/90	10:05:00	0.0005	2.3345	12.3956	173.9024	161.5068	93.149	93.149	93.149	
1052	12/15/90	11:35:00	0.4575	3.685	44.5328	157.4216	112.8888	100.9772	100.9772	100.9772	
1053	12/15/90	13:05:00	0.656	2.632	50.3576	167.0336	116.676	108.6956	108.6956	108.6956	
1054	12/15/90	14:35:00	0.114	2.1515	54.9692	185.2712	130.302	120.1202	120.1202	120.1202	
1055	12/15/90	16:05:00	0.0835	2.304	35.7992	344.2508	308.4516	* 190.025	370.025	10.025	
1056	12/15/90	17:35:00	0.114	2.0445	38.2724	343.5344	305.262	* 190.9034	370.9034	10.9034	
1057	12/15/90	19:05:00	0.282	3.067	32.174	309.5324	277.3584	* 170.8532	350.8532	350.8532	
1058	12/15/90	20:35:00	1.358	4.1045	101.8304	147.752	45.92159	124.7912	124.7912	124.7912	
1059	12/15/90	22:05:00	2.365	4.898	121.0004	152.5328	31.5324	136.7666	136.7666	136.7666	
1060	12/15/90	23:35:00	1.7775	3.5015	108.2024	153.962	45.7596	131.0822	131.0822	131.0822	
1061	12/16/90	01:05:00	0.3965	4.0585	107.6516	236.636	128.9844	172.1438	172.1438	172.1438	201.7302
1062	12/16/90	02:35:00	0.4115	4.0585	89.0828	236.3048	147.222	162.6938	162.6938	162.6938	
1063	12/16/90	04:05:00	0.923	4.0205	54.2024	141.2144	87.012	97.7084	97.7084	97.7084	
1064	12/16/90	05:35:00	1.3885	3.1585	40.634	160.2224	119.5884	100.4282	100.4282	100.4282	
1065	12/16/90	07:05:00	1.495	3.746	66.176	126.1628	59.9868	96.1694	96.1694	96.1694	
1066	12/16/90	08:35:00	0.267	4.486	26.2412	343.0952	316.854	* 184.6682	364.6682	4.6682	
1067	12/16/90	10:05:00	0.038	3.6465	4.2128	349.082	344.8692	* 176.6474	356.6474	356.6474	
1068	12/16/90	11:35:00	0.2365	3.4025	89.2484	352.4912	263.2428	* 220.8698	400.8698	40.8698	
1069	12/16/90	13:05:00	0.6255	3.6085	8.99	300.8528	291.8628	* 154.9214	334.9214	334.9214	
1070	12/16/90	14:35:00	0.5415	5.3555	202.742	354.4136	151.6716	278.5778	278.5778	278.5778	
1071	12/16/90	16:05:00	0.038	3.189	217.3004	351.7208	134.4204	284.5106	284.5106	284.5106	
1072	12/16/90	17:35:00	1.144	6.363	218.1212	341.1188	122.9976	279.62	279.62	279.62	
1073	12/16/90	19:05:00	1.297	7.5455	196.5356	294.974	98.4384	245.7548	245.7548	245.7548	
1074	12/16/90	20:35:00	1.251	5.272	202.4108	305.1908	102.78	253.8008	253.8008	253.8008	
1075	12/16/90	22:05:00	3.6695	9.5065	235.8656	280.034	44.1684	257.9498	257.9498	257.9498	
1076	12/16/90	23:35:00	4.2265	10.6965	217.628	304.8092	87.1812	261.2186	261.2186	261.2186	
1077	12/17/90	01:05:00	4.5315	13.0085	226.9664	297.7748	70.8084	262.3706	262.3706	262.3706	171.5669
1078	12/17/90	02:35:00	3.6465	10.7575	236.636	293.822	57.186	265.229	265.229	265.229	
1079	12/17/90	04:05:00	4.654	9.163	240.5348	310.9616	70.4268	275.7482	275.7482	275.7482	
1080	12/17/90	05:35:00	4.7685	10.025	228.122	333.4832	105.3612	280.8026	280.8026	280.8026	
1081	12/17/90	07:05:00	3.929	10.155	210.7628	292.5584	81.7956	251.6606	251.6606	251.6606	

1082	12/17/90	08:35:00	1.2665	6.2485	224.6048	285.3044	60.6996	254.9546	254.9546	254.9546	
1083	12/17/90	10:05:00	0.6255	2.388	211.3676	305.0828	93.7152	258.2252	258.2252	258.2252	
1084	12/17/90	11:35:00	0.7245	3.0365	203.5664	272.0672	68.5008	237.8168	237.8168	237.8168	
1085	12/17/90	13:05:00	0.2365	4.8445	205.4888	335.7332	130.2444	270.611	270.611	270.611	
1086	12/17/90	14:35:00	0.0005	4.0205	17.288	346.9976	329.7096	* 182.1428	362.1428	2.1428	
1087	12/17/90	16:05:00	0.0835	3.4025	24.3188	357.3224	333.0036	* 190.8206	370.8206	10.8206	
1088	12/17/90	17:35:00	0.16	3.5245	71.9468	354.7412	282.7944	* 213.344	393.344	33.344	
1089	12/17/90	19:05:00	0.0005	7.7515	19.43	357.9812	338.5512	* 188.7056	368.7056	8.7056	
1090	12/17/90	20:35:00	0.511	7.4845	4.5404	358.7516	354.2112	* 181.646	361.646	1.646	
1091	12/17/90	22:05:00	0.3355	9.72	18.2204	358.2584	340.038	* 188.2394	368.2394	8.2394	
1092	12/17/90	23:35:00	0.053	8.705	7.2872	278.2196	270.9324	* 142.7534	322.7534	322.7534	
1093	12/18/90	01:05:00	1.617	6.4545	12.5072	357.1028	344.5956	* 184.805	364.805	4.805	69.78601
1094	12/18/90	02:35:00	1.3275	9.346	18.7712	347.4368	328.6656	* 183.104	363.104	3.104	
1095	12/18/90	04:05:00	3.189	10.2845	8.99	61.4528	52.4628	* 35.2214	35.2214	35.2214	
1096	12/18/90	05:35:00	3.5245	11.9785	5.2028	357.9812	352.7784	* 181.592	361.592	1.592	
1097	12/18/90	07:05:00	2.9755	10.2995	5.642	312.7724	307.1304	* 159.2072	339.2072	339.2072	
1098	12/18/90	08:35:00	2.2735	11.4975	10.9124	354.4136	343.5012	* 182.663	362.663	2.663	
1099	12/18/90	10:05:00	1.8155	13.657	6.794	66.7268	59.9328	* 36.7604	36.7604	36.7604	
1100	12/18/90	11:35:00	1.4265	17.5175	4.76	349.964	345.204	* 177.362	357.362	357.362	
1101	12/18/90	13:05:00	4.5315	13.4355	6.686	80.2412	73.5552	* 43.4636	43.4636	43.4636	
1102	12/18/90	14:35:00	7.2405	14.229	33.1604	64.6388	31.4784	* 48.8996	48.8996	48.8996	
1103	12/18/90	16:05:00	7.179	13.718	27.1196	58.0472	30.9276	* 42.5834	42.5834	42.5834	
1104	12/18/90	17:35:00	6.6145	11.612	30.4712	53.8712	23.4	* 42.1712	42.1712	42.1712	
1105	12/18/90	19:05:00	6.4925	10.3835	23.4404	60.3008	36.8604	* 41.8706	41.8706	41.8706	
1106	12/18/90	20:35:00	5.1115	10.17	8.99	48.3776	39.3876	* 28.6838	28.6838	28.6838	
1107	12/18/90	22:05:00	5.8135	9.361501	15.6932	50.5772	34.884	* 33.1352	33.1352	33.1352	
1108	12/18/90	23:35:00	5.7145	10.483	18.2204	91.8872	73.6668	* 55.0538	55.0538	55.0538	
1109	12/19/90	01:05:00	0.938	10.2845	21.4064	339.47	318.0636	* 180.4382	360.4382	0.4382	134.3196
1110	12/19/90	02:35:00	0.16	11.7645	11.9564	354.6332	342.6768	* 183.2948	363.2948	3.2948	
1111	12/19/90	04:05:00	0.0225	2.403	10.6928	350.5112	339.8184	* 180.602	360.602	0.602	
1112	12/19/90	05:35:00	0.0005	2.403	60.848	339.362	278.514	* 200.105	380.105	20.105	
1113	12/19/90	07:05:00	0.0005	1.358	29.042	335.4	326.358	* 192.221	372.221	12.221	
1114	12/19/90	08:35:00	0.0005	4.6005	55.52	338.0408	282.5208	* 196.7804	376.7804	16.7804	
1115	12/19/90	10:05:00	0.0835	3.204	3.7736	328.2632	324.4896	* 166.0184	346.0184	346.0184	
1116	12/19/90	11:35:00	0.16	3.9825	12.068	343.3724	331.3044	* 177.7202	357.7202	357.7202	
1117	12/19/90	13:05:00	0.0005	5.2565	239.6564	332.054	92.3976	* 285.8552	285.8552	285.8552	
1118	12/19/90	14:35:00	0.053	2.4335	11.078	340.0748	328.9968	* 175.5764	355.5764	355.5764	
1119	12/19/90	16:05:00	0.198	2.8305	21.4064	226.7468	205.3404	* 124.0766	304.0766	304.0766	
1120	12/19/90	17:35:00	0.114	5.699	5.9156	276.1316	270.216	* 141.0236	321.0236	321.0236	
1121	12/19/90	19:05:00	0.6255	7.8505	11.3552	117.7028	106.3476	* 64.529	64.529	64.529	
1122	12/19/90	20:35:00	0.2365	6.79	9.7604	358.1468	348.3864	* 183.9536	363.9536	3.9536	
1123	12/19/90	22:05:00	1.602	7.7055	18.2204	354.4136	336.1932	* 186.317	366.317	6.317	
1124	12/19/90	23:35:00	3.4485	9.224	35.6876	65.5172	29.8296	* 50.6024	50.6024	50.6024	
1125	12/20/90	01:05:00	1.358	7.7665	26.4608	85.4036	58.9428	* 55.9322	55.9322	55.9322	174.5334
1126	12/20/90	02:35:00	0.7015	7.263	8.2232	320.6276	312.4044	* 164.4254	344.4254	344.4254	
1127	12/20/90	04:05:00	0.038	6.851	12.068	340.6256	328.5576	* 176.3468	356.3468	356.3468	
1128	12/20/90	05:35:00	0.0225	2.487	18.7712	356.9948	338.2236	* 187.883	367.883	7.883	
1129	12/20/90	07:05:00	0.198	2.7005	17.7272	190.7648	173.0376	* 104.246	104.246	104.246	
1130	12/20/90	08:35:00	0.0835	2.2125	33.1604	334.5272	301.3668	* 183.8438	363.8438	3.8438	
1131	12/20/90	10:05:00	0.0835	1.6555	6.794	149.4548	142.6608	* 78.1244	78.1244	78.1244	
1132	12/20/90	11:35:00	0.0225	2.403	23.6024	151.928	128.3256	* 87.7652	87.7652	87.7652	
1133	12/20/90	13:05:00	0.282	1.6705	26.846	184.832	157.986	* 105.839	105.839	105.839	
1134	12/20/90	14:35:00	0.0005	1.358	49.4216	257.1812	207.7596	* 153.3014	333.3014	333.3014	
1135	12/20/90	16:05:00	0.175	1.6325	57.8276	269.9252	212.0976	* 163.8764	343.8764	343.8764	
1136	12/20/90	17:35:00	0.114	2.0905	28.7108	299.5892	270.8784	* 164.15	344.15	344.15	
1137	12/20/90	19:05:00	0.0005	1.7395	41.3468	181.7576	140.4108	* 111.5522	111.5522	111.5522	
1138	12/20/90	20:35:00	0.0005	2.0675	5.5304	339.362	333.8316	* 172.4462	352.4462	352.4462	
1139	12/20/90	22:05:00	0.0005	1.617	47.7728	227.6828	179.91	* 137.7278	137.7278	137.7278	
1140	12/20/90	23:35:00	0.0005	0.9	52.0028	358.1468	306.144	* 205.0748	385.0748	25.0748	
1141	12/21/90	01:05:00	0.0005	1.0145	10.1456	267.452	257.3064	* 138.7988	318.7988	318.7988	237.4643
1142	12/21/90	02:35:00	0.16	1.48	70.0208	256.1912	186.1704	* 163.106	343.106	343.106	
1143	12/21/90	04:05:00	0.0005	1.373	81.1736	233.0108	151.8372	* 157.0922	157.0922	157.0922	
1144	12/21/90	05:35:00	0.0005	0.923	19.8692	231.2504	211.3812	* 125.5598	305.5598	305.5598	
1145	12/21/90	07:05:00	0.0005	0.8695	78.2612	228.7808	150.5196	* 153.521	153.521	153.521	
1146	12/21/90	08:35:00	0.0225	1.8995	55.9052	276.6824	220.7772	* 166.2938	346.2938	346.2938	
1147	12/21/90	10:05:00	0.0005	1.495	17.288	261.9584	244.6704	* 139.6232	319.6232	319.6232	
1148	12/21/90	11:35:00	0.0005	2.8915	51.8948	348.1496	296.2548	* 200.0222	380.0222	20.0222	
1149	12/21/90	13:05:00	0.053	0.8695	60.0236	255.8636	195.84	* 157.9436	337.9436	337.9436	
1150	12/21/90	14:35:00	0.0005	3.1355	177.6932	333.098	155.4048	* 255.3956	255.3956	255.3956	
1151	12/21/90	16:05:00	0.053	2.922	214.0568	313.2116	99.1548	* 263.6342	263.6342	263.6342	
1152	12/21/90	17:35:00	0.0005	2.815	219.5504	308.708	89.1576	* 264.1292	264.1292	264.1292	
1153	12/21/90	19:05:00	0.053	2.815	21.626	324.3104	302.6844	* 172.9682	352.9682	352.9682	
1154	12/21/90	20:35:00	0.0005	1.297	22.724	342.1088	319.3848	* 182.4164	362.4164	2.4164	
1155	12/21/90	22:05:00	0.114	1.358	5.2028	338.0408	332.838	* 171.6218	351.6218	351.6218	
1156	12/21/90	23:35:00	0.053	1.144	16.8452	357.7616	340.9164	* 187.3034	367.3034	7.3034	
1157	12/22/90	01:05:00	0.0005	0.885	19.43	357.1028	337.6728	* 188.2664	368.2664	8.2664	172.8527
1158	12/22/90	02:35:00	0.0005	0.9685	8.5508	350.5112	341.9604	* 179.531	359.531	359.531	
1159	12/22/90	04:05:00	0.0005	1.3275	24.704	271.2968	246.5928	* 148.0004	328.0004	328.0004	
1160	12/22/90	05:35:00	0.0225	0.7475	4.76	358.478	353.718	* 181.619	361.619	1.619	
1161	12/22/90	07:05:00	0.038	1.3885	26.4608	342.8756	316.4148	* 184.6682	364.6682	4.6682	
1162	12/22/90	08:35:00	0.099	1.556	6.4628	243.3356	236.8728	* 124.8992	304.8992	304.8992	
1163	12/22/90	10:05:00	0.0005	1.915	9.5408	342.8756	333.3348	* 176.2082	356.2082	356.2082	
1164	12/22/90	11:35:00	0.053	2.7695	42.0596	345.0176	302.958	* 193.5386	373.5386	13.5386	
1165	12/22/90	13:05:00	0.0005	1.8535	5.4224	270.9152	265.4928	* 138.1688	318.1688	318.1688	
1166	12/22/90	14:35:00	0.511	1.6705	44.5328	201.3128	156.78	* 122.9228	122.9228	122.9228	

1167	12/22/90	16:05:00	0.885	3.1205	80.1296	119.4632	39.3336	99.7964	99.7964	99.7964	
1168	12/22/90	17:35:00	0.4425	2.2735	25.802	110.3984	84.5964	68.1002	68.1002	68.1002	
1169	12/22/90	19:05:00	0.038	2.121	41.4584	301.7312	260.2728	* 171.5948	351.5948	351.5948	
1170	12/22/90	20:35:00	0.2975	3.082	38.6	113.4764	74.8764	76.0382	76.0382	76.0382	
1171	12/22/90	22:05:00	0.4115	2.609	21.2948	104.8508	83.556	63.0728	63.0728	63.0728	
1172	12/22/90	23:35:00	0.6025	2.487	13.4972	204.938	191.4408	* 109.2176	289.2176	289.2176	
1173	12/23/90	01:05:00	0.175	2.121	46.016	204.1712	158.1552	125.0936	125.0936	125.0936	221.7971
1174	12/23/90	02:35:00	0.198	1.9455	13.6592	353.5892	339.93	* 183.6242	363.6242	3.6242	
1175	12/23/90	04:05:00	0.0005	2.754	7.6724	308.1572	300.4848	* 157.9148	337.9148	337.9148	
1176	12/23/90	05:35:00	0.0835	3.746	23.4404	344.744	321.3036	* 184.0922	364.0922	4.0922	
1177	12/23/90	07:05:00	0.1445	3.6085	187.0856	324.7496	137.664	* 255.9176	255.9176	255.9176	
1178	12/23/90	08:35:00	0.0005	3.3185	6.9596	344.744	337.7844	* 175.8518	355.8518	355.8518	
1179	12/23/90	10:05:00	0.6405	3.578	182.0852	347.4368	165.3516	264.761	264.761	264.761	
1180	12/23/90	11:35:00	1.3275	5.9965	189.7208	322.6616	132.9408	256.1912	256.1912	256.1912	
1181	12/23/90	13:05:00	2.1515	6.3935	215.7596	324.3104	108.5508	270.035	270.035	270.035	
1182	12/23/90	14:35:00	1.6705	5.516	198.458	258.4988	60.0408	228.4784	228.4784	228.4784	
1183	12/23/90	16:05:00	2.0675	5.3555	207.08	272.1788	65.0988	239.6294	239.6294	239.6294	
1184	12/23/90	17:35:00	0.175	7.576	212.0264	372.726	60.6996	242.3762	242.3762	242.3762	
1185	12/23/90	19:05:00	0.038	4.8295	90.1268	218.7052	228.5784	* 204.416	384.416	24.416	
1186	12/23/90	20:35:00	0.0005	2.365	31.2956	322.55	291.2544	* 176.9228	356.9228	356.9228	
1187	12/23/90	22:05:00	0.0005	1.541	8.2232	342.9872	334.764	* 175.6052	355.6052	355.6052	
1188	12/23/90	23:35:00	0.114	1.4265	197.9612	257.7284	59.7672	227.8448	227.8448	227.8448	
1189	12/24/90	01:05:00	0.038	1.8535	15.254	339.9092	324.6552	* 177.5816	357.5816	357.5816	236.9186
1190	12/24/90	02:35:00	0.1445	1.068	29.1536	292.9436	263.79	* 161.0486	341.0486	341.0486	
1191	12/24/90	04:05:00	0.282	1.251	205.2116	292.3928	87.1812	248.8022	248.8022	248.8022	
1192	12/24/90	05:35:00	0.0005	0.7625	67.0004	288.494	221.4936	* 177.7472	357.7472	357.7472	
1193	12/24/90	07:05:00	0.0005	0.8085	31.5692	356.2244	324.6552	* 193.8968	373.8968	13.8968	
1194	12/24/90	08:35:00	0.0225	1.091	62.7164	188.6768	125.9604	125.6966	125.6966	125.6966	
1195	12/24/90	10:05:00	0.038	0.999	36.2384	260.6408	224.4024	* 148.4396	328.4396	328.4396	
1196	12/24/90	11:35:00	0.038	0.6255	78.4808	175.9904	97.5096	127.2356	127.2356	127.2356	
1197	12/24/90	13:05:00	0.0005	1.0145	65.6288	152.0936	86.4648	108.8612	108.8612	108.8612	
1198	12/24/90	14:35:00	0.0005	1.8385	7.3988	250.0928	242.694	* 128.7458	308.7458	308.7458	
1199	12/24/90	16:05:00	0.0005	1.8535	27.998	281.078	253.08	* 154.538	334.538	334.538	
1200	12/24/90	17:35:00	0.038	1.8155	50.3576	355.1804	304.8228	* 202.769	382.769	22.769	
1201	12/24/90	19:05:00	0.0005	2.1895	79.1396	276.2432	197.1036	* 177.6914	357.6914	357.6914	
1202	12/24/90	20:35:00	0.038	4.4095	223.3412	281.7908	58.4496	252.566	252.566	252.566	
1203	12/24/90	22:05:00	1.2665	2.815	202.3028	288.602	86.2992	245.4524	245.4524	245.4524	
1204	12/24/90	23:35:00	1.3275	5.966	211.202	308.0492	96.8472	259.6256	259.6256	259.6256	
1205	12/25/90	01:05:00	1.5105	7.1485	218.0132	296.2376	78.2244	257.1254	257.1254	257.1254	199.0247
1206	12/25/90	02:35:00	1.541	7.6065	228.122	271.8476	43.7256	249.9848	249.9848	249.9848	
1207	12/25/90	04:05:00	1.358	4.959	217.7936	275.804	58.0104	246.7988	246.7988	246.7988	
1208	12/25/90	05:35:00	0.526	3.006	68.8688	338.1524	269.2836	* 203.5106	383.5106	23.5106	
1209	12/25/90	07:05:00	0.16	3.021	57.554	330.7364	273.1824	* 194.1452	374.1452	14.1452	
1210	12/25/90	08:35:00	0.114	2.716	3.7736	325.736	321.9624	* 164.7548	344.7548	344.7548	
1211	12/25/90	10:05:00	0.0835	2.365	256.9616	336.9968	80.0352	296.9792	296.9792	296.9792	
1212	12/25/90	11:35:00	0.5795	1.869	244.052	348.3692	104.3172	296.2106	296.2106	296.2106	
1213	12/25/90	13:05:00	0.0005	1.6935	100.3472	331.3412	230.994	* 215.8442	395.8442	35.8442	
1214	12/25/90	14:35:00	0.0835	2.8455	46.7864	353.5892	306.8028	* 200.1878	380.1878	20.1878	
1215	12/25/90	16:05:00	0.0005	1.129	118.088	316.2896	198.2016	* 217.1888	397.1888	37.1888	
1216	12/25/90	17:35:00	0.0005	2.304	7.5644	335.7332	328.1688	* 171.6488	351.6488	351.6488	
1217	12/25/90	19:05:00	0.938	2.388	215.594	305.9072	90.3132	260.7506	260.7506	260.7506	
1218	12/25/90	20:35:00	1.129	3.021	200.2688	306.4544	106.1856	253.3616	253.3616	253.3616	
1219	12/25/90	22:05:00	1.3275	3.624	212.5196	257.6204	45.1008	235.07	235.07	235.07	
1220	12/25/90	23:35:00	0.511	5.1115	220.5944	301.0724	80.478	260.8334	260.8334	260.8334	
1221	12/26/90	01:05:00	2.0445	7.393	225.6488	315.9584	90.3096	270.8036	270.8036	270.8036	236.9539
1222	12/26/90	02:35:00	3.2575	7.309	241.7444	268.1108	26.3664	254.9276	254.9276	254.9276	
1223	12/26/90	04:05:00	3.4865	8.6745	229.0544	271.628	42.5736	250.3412	250.3412	250.3412	
1224	12/26/90	05:35:00	2.0905	8.629	210.5972	312.002	101.4048	261.2996	261.2996	261.2996	
1225	12/26/90	07:05:00	1.5715	5.531	170.4968	315.134	144.6372	242.8154	242.8154	242.8154	
1226	12/26/90	08:35:00	1.8385	8.247499	184.1192	306.3464	122.2272	245.2328	245.2328	245.2328	
1227	12/26/90	10:05:00	0.9685	6.027	189.008	302.0048	112.9968	245.5064	245.5064	245.5064	
1228	12/26/90	11:35:00	2.0675	8.5295	210.9824	278.8784	67.896	244.9304	244.9304	244.9304	
1229	12/26/90	13:05:00	3.624	12.337	237.6224	276.6824	39.06	257.1524	257.1524	257.1524	
1230	12/26/90	14:35:00	2.2125	11.2155	223.892	287.0108	63.1188	255.4514	255.4514	255.4514	
1231	12/26/90	16:05:00	4.0585	9.6055	232.7912	269.486	36.6948	251.1386	251.1386	251.1386	
1232	12/26/90	17:35:00	5.3865	11.391	235.1528	283.22	48.0672	259.1864	259.1864	259.1864	
1233	12/26/90	19:05:00	2.876	10.887	185.4368	310.2452	124.8084	247.841	247.841	247.841	
1234	12/26/90	20:35:00	0.938	4.9895	210.158	296.2376	86.0796	253.1978	253.1978	253.1978	
1235	12/26/90	22:05:00	0.885	3.4025	214.0568	259.7624	45.7056	236.9096	236.9096	236.9096	
1236	12/26/90	23:35:00	0.16	1.869	74.1428	314.9144	240.7716	* 194.5286	374.5286	14.5286	
1237	12/27/90	01:05:00	0.885	3.6465	194.282	334.142	139.86	264.212	264.212	264.212	79.29856
1238	12/27/90	02:35:00	0.4575	5.638	267.7832	354.194	86.4108	310.9886	310.9886	310.9886	
1239	12/27/90	04:05:00	0.3585	6.5535	11.1896	354.6332	343.4436	* 182.9114	362.9114	2.9114	
1240	12/27/90	05:35:00	1.7395	10.361	6.794	358.1468	351.3528	* 182.4704	362.4704	2.4704	
1241	12/27/90	07:05:00	1.457	8.8655	10.2536	357.7616	347.508	* 184.0076	364.0076	4.0076	
1242	12/27/90	08:35:00	1.991	15.8845	22.5584	60.4088	37.8504	41.4836	41.4836	41.4836	
1243	12/27/90	10:05:00	7.965	14.4275	32.7212	67.112	34.3908	49.9166	49.9166	49.9166	
1244	12/27/90	11:35:00	7.7665	16.93	29.2616	71.0648	41.8032	50.1632	50.1632	50.1632	
1245	12/27/90	13:05:00	2.2275	20.0655	21.2948	355.8392	334.5444	* 188.567	368.567	8.567	
1246	12/27/90	14:35:00	0.381	17.159	23.4404	356.9948	333.5544	* 190.2176	370.2176	10.2176	
1247	12/27/90	16:05:00	0.8695	11.2535	40.1372	357.7616	317.6244	* 198.9494	378.9494	18.9494	
1248	12/27/90	17:35:00	0.381	14.3205	3.5036	339.362	335.8584	* 171.4328	351.4328	351.4328	
1249	12/27/90	19:05:00	1.5715	12.6345	24.812	351.2276	326.4156	* 188.0198	368.0198	8.0198	
1250	12/27/90	20:35:00	6.79	13.405	23.3288	85.4036	62.0748	54.3662	54.3662	54.3662	
1251	12/27/90	22:05:00	8.5755	14.87	44.5328	64.3652	19.8324	54.449	54.449	54.449	

1252	12/27/90	23:35:00	3.807	16.0755	8.99	64.2536	55.2636	36.6218	36.6218	36.6218	
1253	12/28/90	01:05:00	4.7455	10.2845	34.0424	69.47359	35.43119	51.758	51.758	51.758	161.6552
1254	12/28/90	02:35:00	0.0835	9.9185	28.7108	338.8652	310.1544	* 183.788	363.788	3.788	
1255	12/28/90	04:05:00	0.923	7.3625	45.5572	292.9436	247.5864	* 169.1504	349.1504	349.1504	
1256	12/28/90	05:35:00	0.0005	7.454	8.1116	356.8832	348.7716	* 182.4974	362.4974	2.4974	
1257	12/28/90	07:05:00	0.038	4.654	34.1504	356.7212	322.5708	* 195.4358	375.4358	15.4358	
1258	12/28/90	08:35:00	0.0005	1.358	39.8636	267.2324	227.3688	* 153.548	333.548	333.548	
1259	12/28/90	10:05:00	0.0005	2.1055	30.4712	311.3432	280.872	* 170.9072	350.9072	350.9072	
1260	12/28/90	11:35:00	0.0225	2.945	3.662	356.2244	352.5624	* 179.9432	359.9432	359.9432	
1261	12/28/90	13:05:00	0.038	1.457	37.502	255.5864	218.0844	* 146.5442	326.5442	326.5442	
1262	12/28/90	14:35:00	0.038	1.411	23.6024	150.0056	126.4032	86.804	86.804	86.804	
1263	12/28/90	16:05:00	0.1445	2.1515	51.1244	182.3624	131.238	116.7434	116.7434	116.7434	
1264	12/28/90	17:35:00	0.2135	3.1355	63.926	357.1028	293.1768	* 210.5144	390.5144	30.5144	
1265	12/28/90	19:05:00	0.2135	3.8985	51.236	218.0132	166.7772	134.6246	134.6246	134.6246	
1266	12/28/90	20:35:00	0.5415	2.876	25.9676	125.396	99.4284	75.6818	75.6818	75.6818	
1267	12/28/90	22:05:00	0.0005	1.3885	24.2072	356.8832	332.676	* 190.5452	370.5452	10.5452	
1268	12/28/90	23:35:00	0.0005	0.999	44.972	271.0232	226.0512	* 157.9976	337.9976	337.9976	
1269	12/29/90	01:05:00	0.0005	0.7475	32.8328	345.4568	312.624	* 189.1448	369.1448	9.1448	198.1801
1270	12/29/90	02:35:00	0.0005	2.548	21.1868	307.4444	286.2576	* 164.3156	344.3156	344.3156	
1271	12/29/90	04:05:00	0.053	3.2425	9.3212	316.07	306.7488	* 162.6956	342.6956	342.6956	
1272	12/29/90	05:35:00	0.5795	3.433	27.7244	348.974	321.2496	* 188.3492	368.3492	8.3492	
1273	12/29/90	07:05:00	0.1445	4.181	208.016	349.1936	141.1776	278.6048	278.6048	278.6048	
1274	12/29/90	08:35:00	0.16	3.5015	14.7032	356.8832	342.18	* 185.7932	365.7932	5.7932	
1275	12/29/90	10:05:00	1.373	6.294	229.4936	310.2452	80.7516	269.8694	269.8694	269.8694	
1276	12/29/90	11:35:00	0.198	4.7455	190.5452	289.754	99.2088	240.1496	240.1496	240.1496	
1277	12/29/90	13:05:00	0.938	6.149	242.2376	336.9968	94.7592	289.6172	289.6172	289.6172	
1278	12/29/90	14:35:00	0.526	5.2335	12.9464	334.6928	321.7464	* 173.8196	353.8196	353.8196	
1279	12/29/90	16:05:00	0.0005	3.8605	10.4732	357.8732	347.4	* 184.1732	364.1732	4.1732	
1280	12/29/90	17:35:00	0.038	2.0675	39.4244	285.416	245.9916	* 162.4202	342.4202	342.4202	
1281	12/29/90	19:05:00	0.0005	2.3495	49.6988	313.928	264.2292	* 181.8134	361.8134	1.8134	
1282	12/29/90	20:35:00	0.16	2.7005	101.6108	293.7104	192.0996	* 197.6606	377.6606	17.66059	
1283	12/29/90	22:05:00	0.0005	1.4265	36.7892	250.6436	213.8544	* 143.7164	323.7164	323.7164	
1284	12/29/90	23:35:00	0.099	3.7305	42.776	274.7024	231.9264	* 158.7392	338.7392	338.7392	
1285	12/30/90	01:05:00	0.0005	1.358	19.0988	338.0408	318.942	* 178.5698	358.5698	358.5698	162.951
1286	12/30/90	02:35:00	0.0005	1.358	18.2204	338.5916	320.3712	* 178.406	358.406	358.406	
1287	12/30/90	04:05:00	0.0005	0.7475	32.8328	288.1628	255.33	* 160.4978	340.4978	340.4978	
1288	12/30/90	05:35:00	0.0005	0.923	101.8304	251.0828	149.2524	176.4566	176.4566	176.4566	
1289	12/30/90	07:05:00	0.0005	0.16	165.3884	288.3824	122.994	226.8854	226.8854	226.8854	
1290	12/30/90	08:35:00	0.0005	2.4335	100.2356	288.494	188.2584	* 194.3648	374.3648	14.3648	
1291	12/30/90	10:05:00	0.0005	1.2665	51.6752	295.3592	243.684	* 173.5172	353.5172	353.5172	
1292	12/30/90	11:35:00	0.114	1.991	6.2432	356.9948	350.7516	* 181.619	361.619	1.619	
1293	12/30/90	13:05:00	0.0005	1.7775	35.0864	253.0052	217.9188	* 144.0458	324.0458	324.0458	
1294	12/30/90	14:35:00	0.0005	1.7545	65.132	311.3432	246.2112	* 188.2376	368.2376	8.2376	
1295	12/30/90	16:05:00	0.099	1.869	131.2748	358.1468	226.872	* 244.7108	424.7108	64.7108	
1296	12/30/90	17:35:00	0.053	3.082	8.7164	322.55	313.8336	* 165.6332	345.6332	345.6332	
1297	12/30/90	19:05:00	0.0225	2.8305	6.3548	356.444	350.0892	* 181.3994	361.3994	1.3994	
1298	12/30/90	20:35:00	0.114	3.6085	96.3908	324.4184	228.0276	* 210.4046	390.4046	30.4046	
1299	12/30/90	22:05:00	0.099	2.632	29.4812	330.6248	301.1436	* 180.053	360.053	0.053	
1300	12/30/90	23:35:00	0.282	4.8445	30.5792	334.25	303.6708	* 182.4146	362.4146	2.4146	
1301	12/31/90	01:05:00	0.0225	3.1585	104.8508	357.7616	252.9108	* 231.3062	411.3062	51.3062	105.3113
1302	12/31/90	02:35:00	0.778	6.8665	7.6724	356.8832	349.2108	* 182.2778	362.2778	2.2778	
1303	12/31/90	04:05:00	0.3355	10.2995	37.0088	347.7104	310.7016	* 192.3596	372.3596	12.3596	
1304	12/31/90	05:35:00	0.038	4.547	9.4292	354.0284	344.5992	* 181.7288	361.7288	1.7288	
1305	12/31/90	07:05:00	0.0005	3.021	36.512	355.292	318.78	* 195.902	375.902	15.902	
1306	12/31/90	08:35:00	0.2975	9.758	46.4552	357.3224	310.8672	* 201.8888	381.8888	21.8888	
1307	12/31/90	10:05:00	0.198	11.612	3.5036	346.3388	342.8352	* 174.9212	354.9212	354.9212	
1308	12/31/90	11:35:00	0.0005	3.334	4.2128	307.2788	303.066	* 155.7458	335.7458	335.7458	
1309	12/31/90	13:05:00	0.6865	3.822	46.4552	321.344	274.8888	* 183.8996	363.8996	3.8996	
1310	12/31/90	14:35:00	1.213	5.9355	21.4064	326.4524	305.046	* 173.9294	353.9294	353.9294	
1311	12/31/90	16:05:00	0.267	5.8515	20.3084	345.0176	324.7092	* 182.663	362.663	2.663	
1312	12/31/90	17:35:00	0.099	5.211	22.724	337.328	314.604	* 180.026	360.026	0.026	
1313	12/31/90	19:05:00	0.381	8.98	34.5896	312.4988	277.9092	* 173.5442	353.5442	353.5442	
1314	12/31/90	20:35:00	0.7245	10.216	39.8636	86.5556	46.692	63.2096	63.2096	63.2096	
1315	12/31/90	22:05:00	2.96	8.9415	41.4584	130.1732	88.7148	85.8158	85.8158	85.8158	
1316	12/31/90	23:35:00	0.656	9.6665	53.6516	357.8732	304.2216	* 205.7624	385.7624	25.7624	
1317	01/01/91	01:05:00	1.602	11.299	5.2028	74.0312	68.8284	39.617	39.617	39.617	151.6352
1318	01/01/91	02:35:00	0.511	6.8665	6.0812	352.0484	345.9672	* 179.0648	359.0648	359.0648	
1319	01/01/91	04:05:00	0.114	3.3035	16.8452	357.1028	340.2576	* 186.974	366.974	6.974	
1320	01/01/91	05:35:00	0.1445	2.876	4.2128	350.8424	346.6296	* 177.5276	357.5276	357.5276	
1321	01/01/91	07:05:00	0.0005	3.067	4.2128	354.0284	349.8156	* 179.1206	359.1206	359.1206	
1322	01/01/91	08:35:00	0.053	2.4715	18.7712	358.1468	339.3756	* 188.459	368.459	8.459	
1323	01/01/91	10:05:00	0.0005	2.3495	19.538	354.7412	335.2032	* 187.1396	367.1396	7.1396	
1324	01/01/91	11:35:00	0.038	2.0905	22.4504	229.6052	207.1548	* 126.0278	306.0278	306.0278	
1325	01/01/91	13:05:00	0.038	2.388	31.7888	248.1164	216.3276	* 139.9526	319.9526	319.9526	
1326	01/01/91	14:35:00	0.0005	2.0445	31.2956	230.0444	198.7488	* 130.67	310.67	310.67	
1327	01/01/91	16:05:00	0.0005	6.981	32.8328	347.5988	314.766	* 190.2158	370.2158	10.2158	
1328	01/01/91	17:35:00	0.038	2.029	3.8816	144.458	140.5764	74.1698	74.1698	74.1698	
1329	01/01/91	19:05:00	0.0005	5.9355	43.5428	183.2948	139.752	113.4188	113.4188	113.4188	
1330	01/01/91	20:35:00	0.4575	6.92	47.06	319.0364	271.9764	* 183.0482	363.0482	3.0482	
1331	01/01/91	22:05:00	1.19	8.049	35.9072	132.758	96.8508	84.3326	84.3326	84.3326	
1332	01/01/91	23:35:00	0.511	8.407499	6.0812	126.7676	120.6864	66.4244	66.4244	66.4244	
1333	01/02/91	01:05:00	1.6705	6.92	53.2124	155.2796	102.0672	104.246	104.246	104.246	144.4369
1334	01/02/91	02:35:00	0.114	4.913	10.1456	309.0356	298.89	* 159.5906	339.5906	339.5906	
1335	01/02/91	04:05:00	0.656	4.6845	19.9772	175.166	155.1888	97.5716	97.5716	97.5716	
1336	01/02/91	05:35:00	0.1445	6.149	55.9052	350.8424	294.9372	* 203.3738	383.3738	23.3738	

1337	01/02/91	07:05:00	0.3355	5.6	26.846	173.2436	146.3976	100.0448	100.0448	100.0448	
1338	01/02/91	08:35:00	0.1445	8.6135	50.246	193.6232	143.3772	121.9346	121.9346	121.9346	
1339	01/02/91	10:05:00	0.2365	9.224	32.282	211.8068	179.5248	122.0444	122.0444	122.0444	
1340	01/02/91	11:35:00	0.0005	4.9745	17.288	157.31	140.022	87.299	87.299	87.299	
1341	01/02/91	13:05:00	0.0005	6.05	26.4608	181.9772	155.5164	104.219	104.219	104.219	
1342	01/02/91	14:35:00	0.099	1.5715	50.8508	211.9148	161.064	131.3828	131.3828	131.3828	
1343	01/02/91	16:05:00	0.0005	5.684	3.5036	352.9844	349.4808	* 178.244	358.244	358.244	
1344	01/02/91	17:35:00	0.0225	1.5715	8.99	345.2948	336.3048	* 177.1424	357.1424	357.1424	
1345	01/02/91	19:05:00	0.0005	1.2665	5.0372	357.7616	352.7244	* 181.3994	361.3994	1.3994	
1346	01/02/91	20:35:00	0.038	2.121	6.3548	357.1028	350.748	* 181.7288	361.7288	1.7288	
1347	01/02/91	22:05:00	0.0005	1.8535	8.1116	351.2276	343.116	* 179.6696	359.6696	359.6696	
1348	01/02/91	23:35:00	0.0005	2.0445	6.0812	356.1164	350.0352	* 181.0988	361.0988	1.0988	
1349	01/03/91	01:05:00	0.0005	1.5105	20.3084	357.8732	337.5648	* 189.0908	369.0908	9.0908	110.8028
1350	01/03/91	02:35:00	0.0835	3.006	32.7212	355.292	322.5708	* 194.0066	374.0066	14.0066	
1351	01/03/91	04:05:00	0.099	1.5715	3.5036	351.8288	348.3252	* 177.6662	357.6662	357.6662	
1352	01/03/91	05:35:00	0.16	3.6085	4.652	358.2584	353.6064	* 181.4552	361.4552	1.4552	
1353	01/03/91	07:05:00	0.0005	2.0905	22.2848	357.1028	334.818	* 189.6938	369.6938	9.6938	
1354	01/03/91	08:35:00	0.0225	2.2885	3.5036	353.5892	350.0856	* 178.5464	358.5464	358.5464	
1355	01/03/91	10:05:00	0.7475	3.7305	17.1764	351.6092	334.4328	* 184.3928	364.3928	4.3928	
1356	01/03/91	11:35:00	0.0225	4.707	4.5404	314.3672	309.8268	* 159.4538	339.4538	339.4538	
1357	01/03/91	13:05:00	0.7625	9.018001	10.2536	337.4936	327.24	* 173.8736	353.8736	353.8736	
1358	01/03/91	14:35:00	0.0005	1.6705	13.3856	356.9948	343.6092	* 185.1902	365.1902	5.1902	
1359	01/03/91	16:05:00	0.0005	2.2735	54.368	334.4156	280.0476	* 194.3918	374.3918	14.3918	
1360	01/03/91	17:35:00	0.0005	1.915	34.7552	327.4388	292.6836	* 181.097	361.097	1.097	
1361	01/03/91	19:05:00	0.3585	1.976	30.032	101.4992	71.46719	65.7656	65.7656	65.7656	
1362	01/03/91	20:35:00	0.4805	2.754	30.3596	121.0004	90.6408	75.68	75.68	75.68	
1363	01/03/91	22:05:00	0.0225	6.416501	25.9676	120.176	94.2084	73.0718	73.0718	73.0718	
1364	01/03/91	23:35:00	0.6025	5.333	51.8948	127.0448	75.15	89.4698	89.4698	89.4698	
1365	01/04/91	01:05:00	1.358	3.334	46.7864	122.4296	75.6432	84.608	84.608	84.608	127.2197
1366	01/04/91	02:35:00	0.6405	5.1725	37.2284	159.6752	122.4468	98.4518	98.4518	98.4518	
1367	01/04/91	04:05:00	0.885	2.2885	24.2072	91.9952	67.788	58.1012	58.1012	58.1012	
1368	01/04/91	05:35:00	1.0145	3.0975	34.8668	96.71841	61.85161	65.79261	65.79261	65.79261	
1369	01/04/91	07:05:00	0.038	3.2425	31.2956	133.6904	102.3948	82.493	82.493	82.493	
1370	01/04/91	08:35:00	0.2975	3.021	9.98	305.4104	295.4304	* 157.6952	337.6952	337.6952	
1371	01/04/91	10:05:00	0.8695	5.0735	6.3548	342.3824	336.0276	* 174.3686	354.3686	354.3686	
1372	01/04/91	11:35:00	0.381	6.6755	6.2432	346.0076	339.7644	* 176.1254	356.1254	356.1254	
1373	01/04/91	13:05:00	1.251	7.393	4.2128	358.1668	353.934	* 181.1798	361.1798	1.1798	
1374	01/04/91	14:35:00	0.656	9.346	13.7708	310.0796	296.3088	* 161.9252	341.9252	341.9252	
1375	01/04/91	16:05:00	4.6845	10.0405	45.3572	76.5044	31.1472	60.9308	60.9308	60.9308	
1376	01/04/91	17:35:00	0.656	10.826	28.3292	353.7548	325.4256	* 191.042	371.042	11.042	
1377	01/04/91	19:05:00	4.2265	12.3675	13.9904	68.7572	54.7668	41.3738	41.3738	41.3738	
1378	01/04/91	20:35:00	7.866	12.276	32.8328	66.5072	33.6744	49.67	49.67	49.67	
1379	01/04/91	22:05:00	8.6135	12.276	37.6676	61.838	24.1704	49.7528	49.7528	49.7528	
1380	01/04/91	23:35:00	7.591	13.0695	30.3596	53.6516	23.292	42.0056	42.0056	42.0056	
1381	01/05/91	01:05:00	8.6135	12.2375	31.2956	57.1688	25.8732	44.2322	44.2322	44.2322	63.59851
1382	01/05/91	02:35:00	9.224	13.344	33.9308	57.662	23.7312	45.7964	45.7964	45.7964	
1383	01/05/91	04:05:00	8.2625	13.405	44.864	69.47359	24.60959	57.1688	57.1688	57.1688	
1384	01/05/91	05:35:00	9.018001	14.7175	50.6852	76.3388	25.6536	63.512	63.512	63.512	
1385	01/05/91	07:05:00	9.4225	16.2815	35.2484	68.8688	33.6204	52.0586	52.0586	52.0586	
1386	01/05/91	08:35:00	10.567	13.924	29.042	55.9052	26.8632	42.4736	42.4736	42.4736	
1387	01/05/91	10:05:00	9.5065	13.6265	41.8976	59.3108	17.4132	50.6042	50.6042	50.6042	
1388	01/05/91	11:35:00	9.5445	14.3815	43.5428	67.112	23.5692	55.3274	55.3274	55.3274	
1389	01/05/91	13:05:00	7.4235	16.7085	42.776	68.156	25.38	55.466	55.466	55.466	
1390	01/05/91	14:35:00	6.134	11.9785	42.9416	80.954	38.0124	61.9478	61.9478	61.9478	
1391	01/05/91	16:05:00	7.965	11.7495	45.2492	76.9436	31.6944	61.0964	61.0964	61.0964	
1392	01/05/91	17:35:00	0.938	11.8105	18.386	339.6356	321.2496	* 179.0108	359.0108	359.0108	
1393	01/05/91	19:05:00	0.32	10.0935	52.8272	357.434	304.6068	* 205.1306	385.1306	25.1306	
1394	01/05/91	20:35:00	0.381	11.299	23.3288	357.434	334.1052	* 190.3814	370.3814	10.3814	
1395	01/05/91	22:05:00	0.0005	4.3565	64.6388	344.744	280.1052	* 204.6914	384.6914	24.6914	
1396	01/05/91	23:35:00	0.16	8.98	23.9876	353.3696	329.382	* 188.6786	368.6786	8.6786	
1397	01/06/91	01:05:00	0.2135	8.293	7.838	338.5916	330.7536	* 173.2148	353.2148	353.2148	157.3408
1398	01/06/91	02:35:00	0.0005	3.4635	9.4292	255.5864	246.1572	* 132.5078	312.5078	312.5078	
1399	01/06/91	04:05:00	0.0835	2.029	30.9104	357.8732	326.9628	* 194.3918	374.3918	14.3918	
1400	01/06/91	05:35:00	0.999	11.612	33.9308	357.3224	323.3916	* 195.6266	375.6266	15.6266	
1401	01/06/91	07:05:00	0.0005	2.029	16.5716	206.972	190.4004	* 111.7718	291.7718	291.7718	
1402	01/06/91	08:35:00	0.114	1.6705	61.7264	230.4836	168.7572	146.105	146.105	146.105	
1403	01/06/91	10:05:00	0.0005	1.5105	47.1716	270.0332	222.8616	* 158.6024	338.6024	338.6024	
1404	01/06/91	11:35:00	0.099	4.707	20.8016	340.514	319.7124	* 180.6578	360.6578	0.6578	
1405	01/06/91	13:05:00	0.1445	8.3925	45.6308	307.4444	261.8136	* 176.5376	356.5376	356.5376	
1406	01/06/91	14:35:00	2.754	9.0635	40.1372	309.9176	269.7804	* 175.0274	355.0274	355.0274	
1407	01/06/91	16:05:00	7.6675	10.2995	45.908	70.9028	24.9948	58.4054	58.4054	58.4054	
1408	01/06/91	17:35:00	7.263	10.628	48.5972	78.0992	29.502	63.3482	63.3482	63.3482	
1409	01/06/91	19:05:00	5.951	9.8115	44.2052	74.80161	30.59641	59.50341	59.50341	59.50341	
1410	01/06/91	20:35:00	6.6605	10.643	43.6544	64.4732	20.8188	54.0638	54.0638	54.0638	
1411	01/06/91	22:05:00	6.981	12.337	38.9852	61.7264	22.7412	50.3558	50.3558	50.3558	
1412	01/06/91	23:35:00	6.8665	10.3225	35.2484	59.4188	24.1704	47.3336	47.3336	47.3336	
1413	01/07/91	01:05:00	7.927	12.398	41.0192	57.1688	16.1496	49.094	49.094	49.094	50.705
1414	01/07/91	02:35:00	7.927	12.6345	42.6644	65.2436	22.5792	53.954	53.954	53.954	
1415	01/07/91	04:05:00	8.133	13.2065	45.7964	59.3108	13.5144	52.5536	52.5536	52.5536	
1416	01/07/91	05:35:00	9.72	15.8845	44.6444	67.7708	23.1264	56.2076	56.2076	56.2076	
1417	01/07/91	07:05:00	8.7815	13.451	40.5224	67.5512	27.0288	54.0368	54.0368	54.0368	
1418	01/07/91	08:35:00	8.4685	14.5035	32.8328	61.2872	28.4544	47.06	47.06	47.06	
1419	01/07/91	10:05:00	8.750999	12.726	33.0524	60.9596	27.9072	47.006	47.006	47.006	
1420	01/07/91	11:35:00	8.049	12.398	37.1168	55.9052	18.7884	46.511	46.511	46.511	
1421	01/07/91	13:05:00	7.332	13.0845	38.6	59.9156	21.3156	49.2578	49.2578	49.2578	

1422	01/07/91	14:35:00	9.308	13.1915	35.36	72.6596	37.2996	54.0098	54.0098	54.0098	
1423	01/07/91	16:05:00	8.804501	13.1	37.502	72.2204	34.7184	54.8612	54.8612	54.8612	
1424	01/07/91	17:35:00	7.965	15.16	34.7552	66.068	31.3128	50.4116	50.4116	50.4116	
1425	01/07/91	19:05:00	6.5995	14.412	19.8692	72.3284	52.4592	46.0988	46.0988	46.0988	
1426	01/07/91	20:35:00	8.6135	11.673	30.7988	61.7264	30.9276	46.2626	46.2626	46.2626	
1427	01/07/91	22:05:00	4.654	11.7495	31.2956	73.7576	42.462	52.5266	52.5266	52.5266	
1428	01/07/91	23:35:00	6.92	12.314	35.0864	67.7708	32.6844	51.4286	51.4286	51.4286	
1429	01/08/91	01:05:00	6.775	14.3055	36.35	75.7916	39.4416	56.0708	56.0708	56.0708	53.95265
1430	01/08/91	02:35:00	5.8135	10.727	48.5972	83.6468	35.0496	66.122	66.122	66.122	
1431	01/08/91	04:05:00	6.9045	10.567	46.4552	87.21799	40.76279	66.8366	66.8366	66.8366	
1432	01/08/91	05:35:00	1.3885	10.0785	7.1792	125.2844	118.1052	66.2318	66.2318	66.2318	
1433	01/08/91	07:05:00	0.8085	8.2245	8.0036	356.1164	348.1128	* 182.06	362.06	2.06	
1434	01/08/91	08:35:00	1.144	10.1165	24.3188	80.73441	56.41561	* 52.52661	52.52661	52.52661	
1435	01/08/91	10:05:00	0.6025	10.628	30.4712	349.1936	318.7224	* 189.8324	369.8324	9.8324	
1436	01/08/91	11:35:00	0.7245	6.6755	11.3552	353.7548	342.3996	* 182.555	362.555	2.555	
1437	01/08/91	13:05:00	0.6255	3.578	98.09361	317.7152	219.6216	* 207.9044	387.9044	27.90441	
1438	01/08/91	14:35:00	0.0005	2.4335	3.662	281.2976	277.6356	* 142.4798	322.4798	322.4798	
1439	01/08/91	16:05:00	0.099	7.408	47.5532	356.5556	309.0024	* 202.0544	382.0544	22.0544	
1440	01/08/91	17:35:00	1.0295	8.1025	38.8736	335.8448	296.9712	* 187.3592	367.3592	7.3592	
1441	01/08/91	19:05:00	0.511	10.216	61.838	354.0284	292.1904	* 207.9332	387.9332	27.9332	
1442	01/08/91	20:35:00	0.7475	9.117	44.0936	346.5584	302.4648	* 195.326	375.326	15.326	
1443	01/08/91	22:05:00	3.761	10.3225	98.47881	122.9768	24.49799	* 110.7278	110.7278	110.7278	
1444	01/08/91	23:35:00	0.0835	9.139999	40.634	333.8108	293.1768	* 187.2224	367.2224	7.2224	
1445	01/09/91	01:05:00	0.656	7.042	11.7368	342.9872	331.2504	* 177.362	357.362	357.362	168.2126
1446	01/09/91	02:35:00	0.0005	7.6675	29.2616	350.4032	321.1416	* 189.8324	369.8324	9.8324	
1447	01/09/91	04:05:00	0.2365	4.074	29.7548	357.1028	327.348	* 193.4288	373.4288	13.4288	
1448	01/09/91	05:35:00	0.099	4.0435	6.3548	105.6176	99.2628	* 55.9862	55.9862	55.9862	
1449	01/09/91	07:05:00	0.038	7.118	15.0344	303.0488	288.0144	* 159.0416	339.0416	339.0416	
1450	01/09/91	08:35:00	0.0225	1.869	4.3208	348.974	344.6532	* 176.6474	356.6474	356.6474	
1451	01/09/91	10:05:00	0.0005	1.312	4.2128	353.15	348.9372	* 178.6814	358.6814	358.6814	
1452	01/09/91	11:35:00	0.114	1.9455	34.5896	356.9948	322.4052	* 195.7922	375.7922	15.7922	
1453	01/09/91	13:05:00	0.16	2.1055	3.8816	342.1088	338.2272	* 172.9952	352.9952	352.9952	
1454	01/09/91	14:35:00	0.16	2.647	66.5072	280.4732	213.966	* 173.4902	353.4902	353.4902	
1455	01/09/91	16:05:00	0.7015	2.3495	34.4816	136.2716	101.79	* 85.3766	85.3766	85.3766	
1456	01/09/91	17:35:00	0.656	5.478	54.53	147.5324	93.0024	* 101.0312	101.0312	101.0312	
1457	01/09/91	19:05:00	0.8695	3.7	56.9492	132.758	75.8088	* 94.8536	94.8536	94.8536	
1458	01/09/91	20:35:00	1.1135	3.845	45.908	120.2876	74.3796	* 83.0978	83.0978	83.0978	
1459	01/09/91	22:05:00	2.1665	4.1425	36.1268	69.5816	33.4548	* 52.8542	52.8542	52.8542	
1460	01/09/91	23:35:00	2.029	3.5245	42.0596	79.802	37.7424	* 60.9308	60.9308	60.9308	
1461	01/10/91	01:05:00	1.8385	3.4485	43.2152	77.2172	34.002	* 60.2162	60.2162	60.2162	79.04364
1462	01/10/91	02:35:00	0.8085	2.388	4.5404	101.06	96.5196	* 52.8002	52.8002	52.8002	
1463	01/10/91	04:05:00	1.297	2.8915	52.388	104.8508	52.4628	* 78.6194	78.6194	78.6194	
1464	01/10/91	05:35:00	0.6405	2.5785	7.5644	105.5096	97.9452	* 56.537	56.537	56.537	
1465	01/10/91	07:05:00	1.373	3.1585	46.8944	105.7292	58.8348	* 76.3118	76.3118	76.3118	
1466	01/10/91	08:35:00	0.656	2.945	51.236	111.608	60.372	* 81.422	81.422	81.422	
1467	01/10/91	10:05:00	1.9455	3.3795	37.0088	99.57681	62.56801	* 68.29281	68.29281	68.29281	
1468	01/10/91	11:35:00	0.8695	3.6085	48.8168	113.4764	64.6596	* 81.1466	81.1466	81.1466	
1469	01/10/91	13:05:00	0.839	3.2425	24.2072	120.5072	96.3	* 72.3572	72.3572	72.3572	
1470	01/10/91	14:35:00	0.267	2.815	46.3472	123.6932	77.346	* 85.0202	85.0202	85.0202	
1471	01/10/91	16:05:00	1.091	4.2875	63.8144	165.8276	102.0132	* 114.821	114.821	114.821	
1472	01/10/91	17:35:00	1.869	5.4015	70.6256	132.5924	61.9668	* 101.609	101.609	101.609	
1473	01/10/91	19:05:00	0.938	4.875	54.53	108.8612	54.3312	* 81.6956	81.6956	81.6956	
1474	01/10/91	20:35:00	1.3275	4.181	33.9308	109.574	75.6432	* 71.7524	71.7524	71.7524	
1475	01/10/91	22:05:00	1.0295	3.4485	67.7708	107.378	39.6072	* 87.5744	87.5744	87.5744	
1476	01/10/91	23:35:00	2.365	4.1425	66.3956	122.6492	56.2536	* 94.5224	94.5224	94.5224	
1477	01/11/91	01:05:00	2.487	7.721	82.2176	130.6124	48.3948	* 106.415	106.415	106.415	109.8601
1478	01/11/91	02:35:00	2.1515	7.805	68.4296	129.0212	60.5916	* 98.7254	98.7254	98.7254	
1479	01/11/91	04:05:00	2.403	12.337	56.51	123.1424	66.6324	* 89.8262	89.8262	89.8262	
1480	01/11/91	05:35:00	0.938	14.2595	37.502	327.9896	290.4876	* 182.7458	362.7458	2.7458	
1481	01/11/91	07:05:00	1.091	6.4925	4.1012	275.804	271.7028	* 139.9526	319.9526	319.9526	
1482	01/11/91	08:35:00	2.548	9.163	45.908	164.0132	118.1052	* 104.9606	104.9606	104.9606	
1483	01/11/91	10:05:00	2.548	11.612	61.4528	125.0108	63.558	* 93.2318	93.2318	93.2318	
1484	01/11/91	11:35:00	2.0445	9.117	33.326	88.8632	55.5372	* 61.0946	61.0946	61.0946	
1485	01/11/91	13:05:00	1.411	9.72	17.288	273.4964	256.2084	* 145.3922	325.3922	325.3922	
1486	01/11/91	14:35:00	5.3865	9.8115	46.4552	85.7888	39.3336	* 66.122	66.122	66.122	
1487	01/11/91	16:05:00	2.731	8.804501	55.52	127.7036	72.1836	* 91.6118	91.6118	91.6118	
1488	01/11/91	17:35:00	2.1055	8.5295	21.626	156.8708	135.2448	* 89.2484	89.2484	89.2484	
1489	01/11/91	19:05:00	2.5785	9.9715	58.5404	150.4448	91.9044	* 104.4926	104.4926	104.4926	
1490	01/11/91	20:35:00	4.0435	11.673	50.246	92.3264	42.0804	* 71.2862	71.2862	71.2862	
1491	01/11/91	22:05:00	3.4865	12.398	35.9072	111.4424	75.5352	* 73.6748	73.6748	73.6748	
1492	01/11/91	23:35:00	4.4095	10.6585	31.2956	86.6672	55.3716	* 58.9814	58.9814	58.9814	
1493	01/12/91	01:05:00	2.388	7.393	40.5224	99.8504	59.328	* 70.1864	70.1864	70.1864	99.16854
1494	01/12/91	02:35:00	1.411	8.705	12.6188	327.4388	314.82	* 170.0288	350.0288	350.0288	
1495	01/12/91	04:05:00	1.915	8.3465	38.0528	326.5604	288.5076	* 182.3066	362.3066	2.3066	
1496	01/12/91	05:35:00	1.457	5.6	23.6024	343.9196	320.3172	* 183.761	363.761	3.761	
1497	01/12/91	07:05:00	1.144	6.63	32.6132	350.9504	318.3372	* 191.7818	371.7818	11.7818	
1498	01/12/91	08:35:00	1.541	7.263	16.406	156.7088	140.3028	* 86.5574	86.5574	86.5574	
1499	01/12/91	10:05:00	4.0435	10.5055	20.8016	77.2172	56.4156	* 49.0094	49.0094	49.0094	
1500	01/12/91	11:35:00	6.3325	12.2375	31.0184	83.096	52.0776	* 57.0572	57.0572	57.0572	
1501	01/12/91	13:05:00	1.6325	9.651	3.5036	354.194	350.6904	* 178.8488	358.8488	358.8488	
1502	01/12/91	14:35:00	1.411	10.994	25.5824	333.8108	308.2284	* 179.6966	359.6966	359.6966	
1503	01/12/91	16:05:00	0.5415	4.7685	6.3548	356.5556	350.2008	* 181.4552	361.4552	1.4552	
1504	01/12/91	17:35:00	0.7625	8.026	54.2024	356.7212	302.5188	* 205.4618	385.4618	25.4618	
1505	01/12/91	19:05:00	0.526	4.0435	57.2768	357.1028	299.826	* 207.1898	387.1898	27.1898	
1506	01/12/91	20:35:00	0.5795	2.8915	53.0468	129.3488	76.302	* 91.1978	91.1978	91.1978	

1592	01/18/91	05:35:00	3.2575	8.750999	213.2324	337.4936	124.2612			275.363	275.363	275.363
1593	01/18/91	07:05:00	3.1205	9.72	212.9048	319.9688	107.064			266.4368	266.4368	266.4368
1594	01/18/91	08:35:00	1.8535	8.453501	237.1832	356.0048	118.8216			296.594	296.594	296.594
1595	01/18/91	10:05:00	0.9815	5.516	220.3748	310.4648	90.09			265.4198	265.4198	265.4198
1596	01/18/91	11:35:00	1.0935	6.6605	12.8384	326.5604	313.722	*		169.6994	349.6994	349.6994
1597	01/18/91	13:05:00	0.038	3.4635	41.3468	357.434	316.0872	*		199.3904	379.3904	19.3904
1598	01/18/91	14:35:00	0.0005	2.2275	52.0028	339.9092	287.9064	*		195.956	375.956	15.956
1599	01/18/91	16:05:00	0.32	2.1055	222.4628	320.5196	98.0568	*		271.4912	271.4912	271.4912
1600	01/18/91	17:35:00	0.0005	1.976	41.8976	338.0408	296.1432	*		189.9692	369.9692	9.9692
1601	01/18/91	19:05:00	0.099	3.6085	3.662	347.5988	343.9368	*		175.6304	355.6304	355.6304
1602	01/18/91	20:35:00	0.0005	3.0365	45.2492	355.6772	310.428	*		200.4632	380.4632	20.4632
1603	01/18/91	22:05:00	0.099	1.6555	24.5384	190.106	165.5676	*		107.3222	107.3222	107.3222
1604	01/18/91	23:35:00	0.0005	1.2355	75.2948	289.9196	214.6248	*		182.6072	362.6072	2.6072
1605	01/19/91	01:05:00	0.0225	1.991	9.1016	344.744	335.6424	*		176.9228	356.9228	356.9228
1606	01/19/91	02:35:00	0.0005	6.4315	23.768	310.2452	286.4772	*		167.0066	347.0066	347.0066
1607	01/19/91	04:05:00	0.0225	2.8455	21.4064	338.48	317.0736	*		179.9432	359.9432	359.9432
1608	01/19/91	05:35:00	0.1445	2.876	19.8692	345.0176	325.1484	*		182.4434	362.4434	2.4434
1609	01/19/91	07:05:00	0.3965	3.6085	13.4972	356.7212	343.224	*		185.1092	365.1092	5.1092
1610	01/19/91	08:35:00	0.0005	1.724	10.2536	355.4	345.1464	*		182.8268	362.8268	2.8268
1611	01/19/91	10:05:00	0.038	1.602	5.642	349.5248	343.8828	*		177.5834	357.5834	357.5834
1612	01/19/91	11:35:00	0.099	1.8155	29.5928	354.4136	324.8208	*		192.0032	372.0032	12.0032
1613	01/19/91	13:05:00	0.038	1.9455	32.174	358.2584	326.0844	*		195.2162	375.2162	15.2162
1614	01/19/91	14:35:00	0.0225	1.991	3.8816	356.0048	352.1232	*		179.9432	359.9432	359.9432
1615	01/19/91	16:05:00	0.0225	1.129	11.7368	322.2224	310.4856	*		166.9796	346.9796	346.9796
1616	01/19/91	17:35:00	0.1445	2.1895	6.686	347.5988	340.9128	*		177.1424	357.1424	357.1424
1617	01/19/91	19:05:00	0.198	2.121	11.6288	358.8632	347.2344	*		185.246	365.246	5.245999
1618	01/19/91	20:35:00	0.053	2.5785	10.2536	340.1828	329.9292	*		175.2182	355.2182	355.2182
1619	01/19/91	22:05:00	0.0005	2.121	51.236	255.0392	203.8032	*		153.1376	333.1376	333.1376
1620	01/19/91	23:35:00	0.0005	1.6555	28.7108	300.6332	271.9224	*		164.672	344.672	344.672
1621	01/20/91	01:05:00	0.3355	3.4485	3.5036	354.0284	350.5248	*		178.766	358.766	358.766
1622	01/20/91	02:35:00	0.1445	1.915	6.794	332.2196	325.4256	*		169.5068	349.5068	349.5068
1623	01/20/91	04:05:00	0.175	2.5175	12.8384	287.558	274.7196	*		150.1982	330.1982	330.1982
1624	01/20/91	05:35:00	0.053	2.716	27.8324	273.6044	245.772	*		150.7184	330.7184	330.7184
1625	01/20/91	07:05:00	0.1445	2.243	29.7548	343.3724	313.6176	*		186.5636	366.5636	6.5636
1626	01/20/91	08:35:00	0.5415	2.945	132.0416	346.9976	214.956	*		239.5196	419.5196	59.5196
1627	01/20/91	10:05:00	0.4425	3.1355	53.7632	337.9328	284.1696	*		195.848	375.848	15.848
1628	01/20/91	11:35:00	0.511	2.792	15.4196	329.4188	313.9992	*		172.4192	352.4192	352.4192
1629	01/20/91	13:05:00	0.267	2.9755	21.2948	352.7108	331.416	*		187.0028	367.0028	7.0028
1630	01/20/91	14:35:00	0.099	2.4715	7.5644	319.8032	312.2388	*		163.6838	343.6838	343.6838
1631	01/20/91	16:05:00	0.2975	4.0205	175.0544	328.2632	153.2088	*		251.6588	251.6588	251.6588
1632	01/20/91	17:35:00	1.091	3.7	139.3496	316.8944	177.5448	*		228.122	228.122	228.122
1633	01/20/91	19:05:00	0.381	3.1355	53.324	352.9844	299.6604	*		203.1542	383.1542	23.1542
1634	01/20/91	20:35:00	0.2135	4.257	6.9596	352.0484	345.0888	*		179.504	359.504	359.504
1635	01/20/91	22:05:00	0.885	7.591	44.6444	327.5504	282.906	*		186.0974	366.0974	6.0974
1636	01/20/91	23:35:00	1.312	6.8665	154.3436	289.4264	135.0828	*		221.885	221.885	221.885
1637	01/21/91	01:05:00	1.976	10.483	120.7268	301.0724	180.3456	*		210.8996	390.8996	390.8996
1638	01/21/91	02:35:00	1.8155	8.705	192.14	321.8372	129.6972	*		256.9886	256.9886	256.9886
1639	01/21/91	04:05:00	0.5415	4.2875	245.9744	322.55	76.5756	*		284.2622	284.2622	284.2622
1640	01/21/91	05:35:00	2.304	6.851	243.5552	276.6824	33.1272	*		260.1188	260.1188	260.1188
1641	01/21/91	07:05:00	0.5795	5.0355	201.4244	342.2168	140.7924	*		271.8206	271.8206	271.8206
1642	01/21/91	08:35:00	0.114	4.486	32.282	350.5112	318.2292	*		191.3966	371.3966	11.3966
1643	01/21/91	10:05:00	0.6255	3.7305	31.2956	321.0668	289.7712	*		176.1812	356.1812	356.1812
1644	01/21/91	11:35:00	0.6025	5.0735	189.8864	332.4392	142.5528	*		261.1628	261.1628	261.1628
1645	01/21/91	13:05:00	0.2135	3.082	26.954	303.488	276.534	*		165.221	345.221	345.221
1646	01/21/91	14:35:00	0.0005	2.365	26.954	298.7108	271.7568	*		162.8324	342.8324	342.8324
1647	01/21/91	16:05:00	0.0225	2.594	8.0036	320.408	312.4044	*		164.2058	344.2058	344.2058
1648	01/21/91	17:35:00	0.938	2.922	222.4628	323.9792	101.5164	*		273.221	273.221	273.221
1649	01/21/91	19:05:00	0.839	2.388	271.0232	326.834	55.8108	*		298.9286	298.9286	298.9286
1650	01/21/91	20:35:00	0.6405	2.8915	4.3208	347.5988	343.278	*		175.9598	355.9598	355.9598
1651	01/21/91	22:05:00	0.16	1.991	13.4972	358.478	344.9808	*		185.9876	365.9876	5.9876
1652	01/21/91	23:35:00	0.053	1.8535	12.6188	354.7412	342.1224	*		183.68	363.68	3.68
1653	01/22/91	01:05:00	0.099	3.433	36.6236	357.3224	320.6988	*		196.973	376.973	16.973
1654	01/22/91	02:35:00	0.0225	4.425	66.3956	305.1908	238.7952	*		185.7932	365.7932	5.7932
1655	01/22/91	04:05:00	0.198	2.388	6.0812	356.5556	350.4744	*		181.3184	361.3184	1.3184
1656	01/22/91	05:35:00	0.099	1.2665	55.7936	246.4136	190.62	*		151.1036	331.1036	331.1036
1657	01/22/91	07:05:00	0.0005	1.556	47.1716	348.3692	301.1976	*		197.7704	377.7704	17.7704
1658	01/22/91	08:35:00	0.0005	1.373	71.342	255.752	184.41	*		163.547	343.547	343.547
1659	01/22/91	10:05:00	0.053	1.495	58.1552	294.1496	235.9944	*		176.1524	356.1524	356.1524
1660	01/22/91	11:35:00	0.099	3.021	11.078	223.0676	211.9896	*		117.0728	297.0728	297.0728
1661	01/22/91	13:05:00	0.038	2.1055	8.4428	357.434	348.9912	*		182.9384	362.9384	2.9384
1662	01/22/91	14:35:00	0.1445	4.547	28.7108	357.434	328.7232	*		193.0724	373.0724	13.0724
1663	01/22/91	16:05:00	0.0005	3.1585	9.4292	250.9712	241.542	*		130.2002	310.2002	310.2002
1664	01/22/91	17:35:00	0.0005	1.129	31.2956	267.8912	236.5956	*		149.5934	329.5934	329.5934
1665	01/22/91	19:05:00	0.0005	4.0205	19.43	308.9276	289.4976	*		164.1788	344.1788	344.1788
1666	01/22/91	20:35:00	0.0005	2.243	5.0372	297.2276	292.1904	*		151.1324	331.1324	331.1324
1667	01/22/91	22:05:00	0.0225	1.2665	4.1012	286.2404	282.1392	*		145.1708	325.1708	325.1708
1668	01/22/91	23:35:00	0.0005	1.9455	42.3908	351.4472	309.0564	*		196.919	376.919	16.919
1669	01/23/91	01:05:00	0.175	2.4335	13.6592	231.6356	217.9764	*		122.6474	302.6474	302.6474
1670	01/23/91	02:35:00	0.0005	2.1515	50.8508	329.6924	278.8416	*		190.2716	370.2716	10.2716
1671	01/23/91	04:05:00	0.0005	3.4025	30.5792	348.8084	318.2292	*		189.6938	369.6938	9.6938
1672	01/23/91	05:35:00	0.0225	1.915	12.5072	349.8524	337.3452	*		181.1798	361.1798	1.1798
1673	01/23/91	07:05:00	0.0225	1.373	4.3208	344.744	340.4232	*		174.5324	354.5324	354.5324
1674	01/23/91	08:35:00	0.198	2.2125	7.5644	358.1468	350.5824	*		182.8556	362.8556	2.8556
1675	01/23/91	10:05:00	0.0005	2.876	80.954	317.9924	237.0384	*		199.4732	379.4732	19.4732
1676	01/23/91	11:35:00	0.4425	2.0445	185.9876	346.9976	161.01	*		266.4926	266.4926	266.4926

1762	01/28/91	20:35:00	0.16	2.7695	6.9596	329.6924	322.7328	*	168.326	348.326	348.326	
1763	01/28/91	22:05:00	0.16	3.6085	37.2284	348.2612	311.0328	*	192.7448	372.7448	12.7448	
1764	01/28/91	23:35:00	0.0005	2.388	29.9204	208.124	178.2036		119.0222	119.0222	119.0222	
1765	01/29/91	01:05:00	0.526	2.1515	10.9124	315.2456	304.3332	*	163.079	343.079	343.079	265.3412
1766	01/29/91	02:35:00	1.068	8.377	24.704	293.7104	269.0064	*	159.2072	339.2072	339.2072	
1767	01/29/91	04:05:00	3.9595	8.438	244.4372	268.2224	23.7852		256.3298	256.3298	256.3298	
1768	01/29/91	05:35:00	3.7915	9.139999	236.744	287.0108	50.2668		261.8774	261.8774	261.8774	
1769	01/29/91	07:05:00	2.548	9.384001	212.354	295.91	83.556		254.132	254.132	254.132	
1770	01/29/91	08:35:00	3.4635	7.2785	213.9488	272.5064	58.5576		243.2276	243.2276	243.2276	
1771	01/29/91	10:05:00	2.594	9.139999	227.24	269.9252	42.6852		248.5826	248.5826	248.5826	
1772	01/29/91	11:35:00	3.021	7.7665	226.5272	292.2812	65.754		259.4042	259.4042	259.4042	
1773	01/29/91	13:05:00	2.1895	7.7055	245.3696	290.5244	45.1548		267.947	267.947	267.947	
1774	01/29/91	14:35:00	1.976	6.2105	225.2096	292.0076	66.798		258.6086	258.6086	258.6086	
1775	01/29/91	16:05:00	1.495	6.7365	235.7576	288.7676	53.01		262.2626	262.2626	262.2626	
1776	01/29/91	17:35:00	3.067	9.139999	212.9048	293.6024	80.6976		253.2536	253.2536	253.2536	
1777	01/29/91	19:05:00	2.609	8.926499	232.7912	279.6488	46.8576		256.22	256.22	256.22	
1778	01/29/91	20:35:00	3.761	9.2925	217.3004	274.4828	57.1824		245.8916	245.8916	245.8916	
1779	01/29/91	22:05:00	2.8305	11.1315	220.1552	276.956	56.8008		248.5556	248.5556	248.5556	
1780	01/29/91	23:35:00	1.8995	5.272	221.912	271.8476	49.9356		246.8798	246.8798	246.8798	
1781	01/30/91	01:05:00	4.585	8.8195	234.1088	282.1184	48.0096		258.1136	258.1136	258.1136	185.4658
1782	01/30/91	02:35:00	3.7305	9.308	238.9436	286.6256	47.682		262.7846	262.7846	262.7846	
1783	01/30/91	04:05:00	3.9445	8.957	233.9972	277.7804	43.7832		255.8888	255.8888	255.8888	
1784	01/30/91	05:35:00	3.4485	9.0485	208.8404	288.602	79.7616		248.7212	248.7212	248.7212	
1785	01/30/91	07:05:00	1.915	4.707	251.6336	308.1572	56.5236		279.8954	279.8954	279.8954	
1786	01/30/91	08:35:00	2.4565	5.333	253.2788	302.2244	48.9456		277.7516	277.7516	277.7516	
1787	01/30/91	10:05:00	1.5715	4.799	240.866	295.7984	54.9324		268.3322	268.3322	268.3322	
1788	01/30/91	11:35:00	1.373	4.7225	244.052	290.9636	46.9116		267.5078	267.5078	267.5078	
1789	01/30/91	13:05:00	1.0295	3.7305	216.0368	318.212	102.1752		267.1244	267.1244	267.1244	
1790	01/30/91	14:35:00	0.6865	3.021	216.2564	348.5348	132.2784		282.3956	282.3956	282.3956	
1791	01/30/91	16:05:00	0.0225	3.9975	85.9544	357.434	271.4796	*	221.6942	401.6942	41.6942	
1792	01/30/91	17:35:00	0.4115	2.7005	109.9052	303.9272	194.022	*	206.9162	386.9162	26.9162	
1793	01/30/91	19:05:00	0.0835	3.3035	19.2644	358.478	339.2136	*	188.8712	368.8712	8.8712	
1794	01/30/91	20:35:00	1.144	4.425	53.0468	326.4524	273.4056	*	189.7496	369.7496	9.7496	
1795	01/30/91	22:05:00	2.365	3.9595	98.918	158.4116	59.4936		128.6648	128.6648	128.6648	
1796	01/30/91	23:35:00	1.411	3.8985	37.502	128.582	91.08		83.042	83.042	83.042	
1797	01/31/91	01:05:00	2.487	5.0355	40.634	140.6672	100.0332		90.6506	90.6506	90.6506	174.4927
1798	01/31/91	02:35:00	3.1205	6.508	36.2384	119.6288	83.3904		77.9336	77.9336	77.9336	
1799	01/31/91	04:05:00	2.4715	6.4925	26.954	113.3648	86.4108		70.1594	70.1594	70.1594	
1800	01/31/91	05:35:00	1.915	7.4845	16.8452	136.052	119.2068		76.4486	76.4486	76.4486	
1801	01/31/91	07:05:00	2.3345	6.79	62.2772	143.2484	80.9712		102.7628	102.7628	102.7628	
1802	01/31/91	08:35:00	1.5105	7.4235	13.9904	357.8732	343.8828	*	185.9318	365.9318	5.9318	
1803	01/31/91	10:05:00	0.4805	7.103	35.0864	320.1884	285.102	*	177.6374	357.6374	357.6374	
1804	01/31/91	11:35:00	2.0065	8.1635	203.4548	294.7004	91.2456		249.0776	249.0776	249.0776	
1805	01/31/91	13:05:00	0.999	7.904	187.7984	304.3664	116.568		246.0824	246.0824	246.0824	
1806	01/31/91	14:35:00	0.3355	8.56	37.0088	279.7568	242.748	*	158.3828	338.3828	338.3828	
1807	01/31/91	16:05:00	0.7245	7.721	177.254	301.6196	124.3656		239.4368	239.4368	239.4368	
1808	01/31/91	17:35:00	0.4425	5.0355	37.6676	325.8476	288.18	*	181.7576	361.7576	1.7576	
1809	01/31/91	19:05:00	0.0835	4.654	21.626	292.5584	270.9324	*	157.0922	337.0922	337.0922	
1810	01/31/91	20:35:00	0.3965	7.2405	191.4236	294.866	103.4424		243.1448	243.1448	243.1448	
1811	01/31/91	22:05:00	0.053	4.5315	5.5304	337.9328	332.4024	*	171.7316	351.7316	351.7316	
1812	01/31/91	23:35:00	1.2665	5.9355	9.872	357.434	347.562	*	183.653	363.653	3.653	
1813	02/01/91	01:05:00	1.144	9.5445	17.7272	328.3748	310.6476	*	173.051	353.051	353.051	162.3356
1814	02/01/91	02:35:00	1.6555	7.263	18.9908	117.5408	98.55		68.2658	68.2658	68.2658	
1815	02/01/91	04:05:00	2.5175	12.276	76.9436	136.4912	59.5476		106.7174	106.7174	106.7174	
1816	02/01/91	05:35:00	5.745	11.9935	41.4584	132.4268	90.9684		86.9426	86.9426	86.9426	
1817	02/01/91	07:05:00	3.4485	10.7575	77.822	122.9768	45.1548		100.3994	100.3994	100.3994	
1818	02/01/91	08:35:00	2.3345	9.0635	65.9564	157.8608	91.9044		111.9086	111.9086	111.9086	
1819	02/01/91	10:05:00	1.48	9.5595	9.5408	326.0672	316.5264	*	167.804	347.804	347.804	
1820	02/01/91	11:35:00	0.938	9.117	122.318	341.1188	218.8008	*	231.7184	411.7184	51.7184	
1821	02/01/91	13:05:00	1.602	6.1185	53.324	320.5196	267.1956	*	186.9218	366.9218	6.9218	
1822	02/01/91	14:35:00	0.3355	5.966	6.9596	343.9196	336.96	*	175.4396	355.4396	355.4396	
1823	02/01/91	16:05:00	1.213	9.407001	163.1348	358.7516	195.6168	*	260.9432	440.9432	80.9432	
1824	02/01/91	17:35:00	2.4335	8.995	230.8112	333.2096	102.3984		282.0104	282.0104	282.0104	
1825	02/01/91	19:05:00	1.373	9.323	15.254	348.3692	333.1152	*	181.8116	361.8116	1.8116	
1826	02/01/91	20:35:00	2.3345	11.0245	53.6516	354.194	300.5424	*	203.9228	383.9228	23.9228	
1827	02/01/91	22:05:00	2.609	10.9025	13.2776	311.7824	298.5048	*	162.53	342.53	342.53	
1828	02/01/91	23:35:00	0.885	7.5455	196.2044	357.7616	161.5572		276.983	276.983	276.983	
1829	02/02/91	01:05:00	0.839	5.699	41.4584	342.4904	301.032	*	191.9744	371.9744	11.9744	176.1508
1830	02/02/91	02:35:00	1.2665	4.9745	55.9052	132.9776	77.0724		94.4414	94.4414	94.4414	
1831	02/02/91	04:05:00	2.2885	4.9285	68.4296	147.9716	79.542		108.2006	108.2006	108.2006	
1832	02/02/91	05:35:00	1.373	5.638	40.1372	145.502	105.3648		92.8196	92.8196	92.8196	
1833	02/02/91	07:05:00	1.2355	6.8665	3.5036	356.8832	353.3796	*	180.1934	360.1934	0.1934	
1834	02/02/91	08:35:00	1.0295	7.8355	4.76	346.1732	341.4132	*	175.4666	355.4666	355.4666	
1835	02/02/91	10:05:00	0.2365	7.7665	77.5484	322.6616	245.1132	*	200.105	380.105	20.105	
1836	02/02/91	11:35:00	2.533	8.194	42.5024	341.666	299.1636	*	192.0842	372.0842	12.0842	
1837	02/02/91	13:05:00	0.381	4.799	32.282	306.0152	273.7332	*	169.1486	349.1486	349.1486	
1838	02/02/91	14:35:00	1.602	5.3175	144.0728	283.6592	139.5864		213.866	213.866	213.866	
1839	02/02/91	16:05:00	2.945	9.262	229.6052	281.7908	52.1856		255.698	255.698	255.698	
1840	02/02/91	17:35:00	1.869	10.2995	171.044	306.3464	135.3024		238.6952	238.6952	238.6952	
1841	02/02/91	19:05:00	0.5645	6.4775	208.7288	307.7756	99.0468		258.2522	258.2522	258.2522	
1842	02/02/91	20:35:00	0.9685	7.0875	195.5456	331.3412	135.7956		263.4434	263.4434	263.4434	
1843	02/02/91	22:05:00	1.6935	7.309	201.1472	317.114	115.9668		259.1306	259.1306	259.1306	
1844	02/02/91	23:35:00	3.334	7.7665	256.5764	313.2116	56.6352		284.894	284.894	284.894	
1845	02/03/91	01:05:00	1.091	7.6065	251.0828	320.6276	69.5448		285.8552	285.8552	285.8552	115.1288
1846	02/03/91	02:35:00	1.0295	4.7685	214.6076	336.3956	121.788		275.5016	275.5016	275.5016	

1847	02/03/91	04:05:00	0.511	5.1115	69.1424	355.1804	286.038	*	212.1614	392.1614	32.1614	
1848	02/03/91	05:35:00	0.114	3.563	65.2436	347.3252	282.0816	*	206.2844	386.2844	26.2844	
1849	02/03/91	07:05:00	0.16	4.181	16.0244	355.8392	339.8148	*	185.9318	365.9318	5.9318	
1850	02/03/91	08:35:00	1.0145	4.4095	54.7496	355.8392	301.0896	*	205.2944	385.2944	25.2944	
1851	02/03/91	10:05:00	0.9223	5.272	22.5584	323.7056	301.1472	*	173.132	353.132	35.132	
1852	02/03/91	11:35:00	2.731	6.508	83.3156	126.7676	43.452		105.0416	105.0416	105.0416	
1853	02/03/91	13:05:00	2.0905	5.211	56.51	138.9104	82.4004		97.7102	97.7102	97.7102	
1854	02/03/91	14:35:00	0.3965	5.5005	35.6876	141.2144	105.5268		88.451	88.451	88.451	
1855	02/03/91	16:05:00	2.632	7.95	15.1424	79.1396	63.9972		47.141	47.141	47.141	
1856	02/03/91	17:35:00	3.807	7.7055	16.7372	76.616	59.8788		46.6766	46.6766	46.6766	
1857	02/03/91	19:05:00	5.6535	8.98	40.1372	64.6388	24.5016		52.388	52.388	52.388	
1858	02/03/91	20:35:00	4.913	8.7355	20.528	67.9904	47.4624		44.2592	44.2592	44.2592	
1859	02/03/91	22:05:00	1.0295	6.3935	11.078	357.9812	346.9032	*	184.5296	364.5296	4.5296	
1860	02/03/91	23:35:00	0.5645	6.2105	15.1424	328.2632	313.1208	*	171.7028	351.7028	351.7028	
1861	02/04/91	01:05:00	1.373	7.309	46.8944	95.0159	48.12119		70.955	70.955	70.955	103.0559
1862	02/04/91	02:35:00	1.2665	8.5905	35.468	147.5324	112.0644		91.5002	91.5002	91.5002	
1863	02/04/91	04:05:00	1.411	8.804501	43.2152	124.0208	80.8056		83.618	83.618	83.618	
1864	02/04/91	05:35:00	2.403	5.905	37.6676	140.282	102.6144		88.9748	88.9748	88.9748	
1865	02/04/91	07:05:00	2.8915	7.454	35.0864	99.8504	64.764		67.4684	67.4684	67.4684	
1866	02/04/91	08:35:00	3.3645	10.788	35.2484	85.2956	50.0472		60.272	60.272	60.272	
1867	02/04/91	10:05:00	1.9455	12.192	33.6032	98.6984	65.0952		66.1508	66.1508	66.1508	
1868	02/04/91	11:35:00	5.455	15.442	34.8668	110.0132	75.1464		72.44	72.44	72.44	
1869	02/04/91	13:05:00	7.95	17.418	52.9388	115.946	63.0072		84.4424	84.4424	84.4424	
1870	02/04/91	14:35:00	10.994	18.9595	49.6988	86.9984	37.2996		68.3486	68.3486	68.3486	
1871	02/04/91	16:05:00	9.0485	17.197	37.2284	82.2176	44.9892		59.723	59.723	59.723	
1872	02/04/91	17:35:00	7.6065	16.678	27.7244	112.0472	84.3228		69.8858	69.8858	69.8858	
1873	02/04/91	19:05:00	1.312	13.0085	45.3572	358.2584	312.9012	*	201.8078	381.8078	21.8078	
1874	02/04/91	20:35:00	3.4485	12.886	164.1788	312.2252	148.0464		238.202	238.202	238.202	
1875	02/04/91	22:05:00	1.358	13.657	211.6412	287.558	75.9168		249.5996	249.5996	249.5996	
1876	02/04/91	23:35:00	3.3645	12.276	206.3672	304.6436	98.2764		255.5054	255.5054	255.5054	
1877	02/05/91	01:05:00	5.9355	17.464	211.6412	285.416	73.7748		248.5286	248.5286	248.5286	181.6936
1878	02/05/91	02:35:00	3.6465	11.856	229.328	280.5812	51.2532		254.9546	254.9546	254.9546	
1879	02/05/91	04:05:00	0.7015	5.8745	208.3436	284.372	76.0284		246.3578	246.3578	246.3578	
1880	02/05/91	05:35:00	0.2135	3.685	11.9564	352.7108	340.7544	*	182.3336	362.3336	2.3336	
1881	02/05/91	07:05:00	0.6255	8.8655	7.5644	357.3224	349.758	*	182.4434	362.4434	2.4434	
1882	02/05/91	08:35:00	1.6705	9.5445	185.876	284.8652	98.9892		235.3706	235.3706	235.3706	
1883	02/05/91	10:05:00	1.358	7.0875	140.282	299.4236	159.1416		219.8528	219.8528	219.8528	
1884	02/05/91	11:35:00	1.7775	9.2925	189.7208	300.194	110.4732		244.9574	244.9574	244.9574	
1885	02/05/91	13:05:00	0.6405	5.516	5.9156	343.8116	337.896	*	174.8636	354.8636	354.8636	
1886	02/05/91	14:35:00	0.8085	5.76	4.3208	353.4776	349.1568	*	178.8992	358.8992	358.8992	
1887	02/05/91	16:05:00	3.082	9.407001	17.9468	338.8652	320.9184	*	178.406	358.406	358.406	
1888	02/05/91	17:35:00	0.8085	12.2375	13.7708	356.5556	342.7848	*	185.1632	365.1632	5.1632	
1889	02/05/91	19:05:00	0.885	13.405	16.1324	333.8108	317.6784	*	174.9716	354.9716	354.9716	
1890	02/05/91	20:35:00	1.6325	16.022	3.5036	357.1028	353.5992	*	180.3032	360.3032	0.3032	
1891	02/05/91	22:05:00	3.5245	16.9145	42.5024	346.0076	303.5052	*	194.255	374.255	14.255	
1892	02/05/91	23:35:00	1.2355	17.479	12.3956	358.478	346.0824	*	185.4368	365.4368	5.4368	
1893	02/06/91	01:05:00	0.9	12.314	139.5692	350.5112	210.942	*	245.0402	425.0402	65.0402	202.9379
1894	02/06/91	02:35:00	1.2355	9.163	191.2616	338.5916	147.33		264.9266	264.9266	264.9266	
1895	02/06/91	04:05:00	0.7245	6.7365	69.0344	354.7412	285.7068	*	211.8878	391.8878	31.8878	
1896	02/06/91	05:35:00	0.6405	7.469	18.7712	301.0724	282.3012	*	159.9218	339.9218	339.9218	
1897	02/06/91	07:05:00	1.5105	5.6	27.8324	125.9432	98.1108		76.8878	76.8878	76.8878	
1898	02/06/91	08:35:00	2.5175	6.5995	54.368	136.052	81.684		95.21	95.21	95.21	
1899	02/06/91	10:05:00	3.4485	7.0265	78.4808	145.7756	67.2948		112.1282	112.1282	112.1282	
1900	02/06/91	11:35:00	3.2575	9.9185	83.6468	149.5664	65.9196		116.6066	116.6066	116.6066	
1901	02/06/91	13:05:00	0.4575	10.643	4.9256	332.3276	327.402	*	168.6266	348.6266	348.6266	
1902	02/06/91	14:35:00	1.991	14.6335	48.4892	358.6436	310.1544	*	203.5664	383.5664	23.5664	
1903	02/06/91	16:05:00	2.2275	17.342	229.4936	349.6868	120.1932		289.5902	289.5902	289.5902	
1904	02/06/91	17:35:00	3.021	17.853	211.4756	341.3384	129.8628		276.407	276.407	276.407	
1905	02/06/91	19:05:00	1.2355	12.7105	16.298	340.514	324.216	*	178.406	358.406	358.406	
1906	02/06/91	20:35:00	0.9	4.387	170.1656	344.4128	174.2472		257.2892	257.2892	257.2892	
1907	02/06/91	22:05:00	0.0835	6.134	20.0888	307.7756	287.6868	*	163.9322	343.9322	343.9322	
1908	02/06/91	23:35:00	0.7015	7.225	210.5972	282.5612	71.964		246.5792	246.5792	246.5792	
1909	02/07/91	01:05:00	2.945	9.361501	233.2304	275.6384	42.408		254.4344	254.4344	254.4344	213.3914
1910	02/07/91	02:35:00	3.6465	8.3315	184.3928	285.416	101.0232		234.9044	234.9044	234.9044	
1911	02/07/91	04:05:00	2.388	9.346	218.9456	278.8784	59.9328		248.912	248.912	248.912	
1912	02/07/91	05:35:00	1.411	6.3325	241.8524	312.3872	70.5348		277.1198	277.1198	277.1198	
1913	02/07/91	07:05:00	1.1135	5.211	216.2564	326.834	110.5776		271.5452	271.5452	271.5452	
1914	02/07/91	08:35:00	2.1895	6.3935	234.3824	301.5116	67.1292		267.947	267.947	267.947	
1915	02/07/91	10:05:00	3.807	8.3465	249.1604	283.5476	34.3872		266.354	266.354	266.354	
1916	02/07/91	11:35:00	4.242	9.796	230.4836	274.4828	43.9992		252.4832	252.4832	252.4832	
1917	02/07/91	13:05:00	2.815	8.926499	216.0368	272.1788	56.142		244.1078	244.1078	244.1078	
1918	02/07/91	14:35:00	2.304	6.088	186.6464	268.1108	81.4644		227.3786	227.3786	227.3786	
1919	02/07/91	16:05:00	1.251	4.2875	4.3208	341.1188	336.798	*	172.7198	352.7198	352.7198	
1920	02/07/91	17:35:00	0.885	2.7005	193.5116	285.8552	92.3436		239.6834	239.6834	239.6834	
1921	02/07/91	19:05:00	0.0225	2.876	88.9748	323.9792	235.0044	*	206.477	386.477	26.477	
1922	02/07/91	20:35:00	1.617	3.929	39.2048	157.7492	118.5444		98.477	98.477	98.477	
1923	02/07/91	22:05:00	0.511	3.822	43.82	108.8612	65.0412		76.3406	76.3406	76.3406	
1924	02/07/91	23:35:00	0.839	2.304	32.4476	118.3076	85.86		75.3776	75.3776	75.3776	
1925	02/08/91	01:05:00	1.495	3.8605	41.786	167.5304	125.7444		104.6582	104.6582	104.6582	159.0456
1926	02/08/91	02:35:00	0.511	3.2195	21.626	180.3284	158.7024		100.9772	100.9772	100.9772	
1927	02/08/91	04:05:00	0.0005	3.2425	22.4504	285.7472	263.2968	*	154.0988	334.0988	334.0988	
1928	02/08/91	05:35:00	0.0225	2.2885	41.5664	251.6336	210.0672	*	146.6	326.6	326.6	
1929	02/08/91	07:05:00	0.4425	1.869	57.3884	207.2996	149.9112		132.344	132.344	132.344	
1930	02/08/91	08:35:00	0.0225	6.6605	52.9388	352.7108	299.772	*	202.8248	382.8248	22.8248	
1931	02/08/91	10:05:00	0.0835	3.1355	13.7708	358.7516	344.9808	*	186.2612	366.2612	6.2612	

1932	02/08/91	11:35:00	0.1445	4.4095	37.0088	342.4904	305.4816	*	189.7496	369.7496	9.7496	
1933	02/08/91	13:05:00	0.5645	7.469	4.652	340.6256	335.9736	*	172.6388	352.6388	352.6388	
1934	02/08/91	14:35:00	1.2665	8.995	86.9984	157.148	70.1496		122.0732	122.0732	122.0732	
1935	02/08/91	16:05:00	0.099	10.399	18.5516	355.8392	337.2876	*	187.1954	367.1954	7.1954	
1936	02/08/91	17:35:00	0.2975	2.533	4.2128	235.7576	231.5448	*	119.9852	299.9852	299.9852	
1937	02/08/91	19:05:00	0.038	4.6235	11.5172	351.6092	340.092	*	181.5632	361.5632	1.5632	
1938	02/08/91	20:35:00	0.114	10.727	8.2232	351.2276	343.0044	*	179.7254	359.7254	359.7254	
1939	02/08/91	22:05:00	0.4115	12.192	16.298	322.9892	306.6912	*	169.6436	349.6436	349.6436	
1940	02/08/91	23:35:00	1.0295	7.7515	30.14	358.6436	328.5036	*	194.3918	374.3918	14.3918	
1941	02/09/91	01:05:00	0.6255	11.238	3.7736	357.3224	353.5488	*	180.548	360.548	0.548	106.9591
1942	02/09/91	02:35:00	0.4115	11.1465	64.034	347.5988	283.5648	*	205.8164	385.8164	25.8164	
1943	02/09/91	04:05:00	0.32	11.8255	38.2724	165.716	127.4436		101.9942	101.9942	101.9942	
1944	02/09/91	05:35:00	2.731	10.826	33.9308	273.8816	239.9508	*	153.9062	333.9062	333.9062	
1945	02/09/91	07:05:00	3.5245	12.398	63.3752	311.3432	247.968	*	187.3592	367.3592	7.3592	
1946	02/09/91	08:35:00	3.845	9.620501	64.6388	141.2144	76.5756		102.9266	102.9266	102.9266	
1947	02/09/91	10:05:00	4.2875	10.6965	60.0236	142.8092	82.7856		101.4164	101.4164	101.4164	
1948	02/09/91	11:35:00	2.2125	8.4915	48.05	143.36	95.31		95.705	95.705	95.705	
1949	02/09/91	13:05:00	2.922	9.0485	54.6416	143.36	88.7184		99.0008	99.0008	99.0008	
1950	02/09/91	14:35:00	1.602	9.117	8.7164	124.2404	115.524		66.4784	66.4784	66.4784	
1951	02/09/91	16:05:00	0.923	4.0435	13.6592	196.424	182.7648	*	105.0416	285.0416	285.0416	
1952	02/09/91	17:35:00	1.7775	4.875	37.8332	107.486	69.6528		72.6596	72.6596	72.6596	
1953	02/09/91	19:05:00	1.7925	4.486	39.4244	145.61	106.1856		92.5172	92.5172	92.5172	
1954	02/09/91	20:35:00	2.1665	5.623	96.2792	147.9716	51.6924		122.1254	122.1254	122.1254	
1955	02/09/91	22:05:00	2.2275	7.4235	64.9124	149.5664	84.654		107.2394	107.2394	107.2394	
1956	02/09/91	23:35:00	2.4335	7.8505	45.3572	147.8636	102.5064		96.6104	96.6104	96.6104	
1957	02/10/91	01:05:00	0.6255	8.377	27.3932	134.954	107.5608		81.1736	81.1736	81.1736	108.2196
1958	02/10/91	02:35:00	1.7925	7.6445	61.838	135.062	73.224		98.45	98.45	98.45	
1959	02/10/91	04:05:00	2.3345	9.0485	39.2048	150.1136	110.9088		94.6592	94.6592	94.6592	
1960	02/10/91	05:35:00	0.839	8.148	34.0424	225.4292	191.3868	*	129.7358	309.7358	309.7358	
1961	02/10/91	07:05:00	3.204	10.155	39.4244	134.3492	94.9248	*	86.8868	86.8868	86.8868	
1962	02/10/91	08:35:00	0.5795	5.684	52.1144	349.082	296.9676	*	200.5982	380.5982	20.5982	
1963	02/10/91	10:05:00	2.4335	7.469	55.52	154.07	98.55		104.795	104.795	104.795	
1964	02/10/91	11:35:00	2.8305	8.926499	28.2176	154.5632	126.3456		91.3904	91.3904	91.3904	
1965	02/10/91	13:05:00	1.8995	7.309	16.1324	129.4604	113.328		72.7964	72.7964	72.7964	
1966	02/10/91	14:35:00	1.312	6.5765	3.8816	109.574	105.6924		56.7278	56.7278	56.7278	
1967	02/10/91	16:05:00	1.1135	7.6445	4.1012	357.9812	353.88	*	181.0412	361.0412	1.0412	
1968	02/10/91	17:35:00	0.8085	5.211	55.52	169.838	114.318		112.679	112.679	112.679	
1969	02/10/91	19:05:00	0.923	4.341	32.0084	283.22	251.2116	*	157.6142	337.6142	337.6142	
1970	02/10/91	20:35:00	0.6405	4.0435	16.8452	144.3464	127.5012		80.5958	80.5958	80.5958	
1971	02/10/91	22:05:00	1.3275	4.7685	28.4372	133.6904	105.2532		81.0638	81.0638	81.0638	
1972	02/10/91	23:35:00	1.6705	3.2805	72.9872	129.626	56.6388		101.3066	101.3066	101.3066	
1973	02/11/91	01:05:00	1.8535	3.7	32.4476	115.1216	82.674		73.7846	73.7846	73.7846	164.8234
1974	02/11/91	02:35:00	0.038	3.6085	44.972	356.8832	311.9112	*	200.9276	380.9276	20.9276	
1975	02/11/91	04:05:00	0.0225	2.548	45.6308	342.9872	297.3564	*	194.309	374.309	14.309	
1976	02/11/91	05:35:00	0.0005	3.433	34.37	180.7676	146.3976	*	107.5688	107.5688	107.5688	
1977	02/11/91	07:05:00	0.0005	0.175	4.652	356.1164	351.4644	*	180.3842	360.3842	0.3842	
1978	02/11/91	08:35:00	0.0005	0.175	12.068	350.2916	338.2236	*	181.1798	361.1798	1.1798	
1979	02/11/91	10:05:00	0.0005	0.175	25.5824	332.4392	306.8568	*	179.0108	359.0108	359.0108	
1980	02/11/91	11:35:00	0.0005	0.1445	26.6804	306.8936	280.2132	*	166.787	346.787	346.787	
1981	02/11/91	13:05:00	0.0225	1.3885	28.7108	319.0364	290.3256	*	173.8736	353.8736	353.8736	
1982	02/11/91	14:35:00	0.053	1.8535	42.3908	291.0752	248.6844	*	166.733	346.733	346.733	
1983	02/11/91	16:05:00	0.053	1.495	33.4916	292.9436	259.452	*	163.2176	343.2176	343.2176	
1984	02/11/91	17:35:00	0.3355	5.684	9.4292	357.434	348.0048	*	183.4316	363.4316	3.4316	
1985	02/11/91	19:05:00	0.7475	4.8445	20.4164	357.1028	336.6864	*	188.7596	368.7596	8.7596	
1986	02/11/91	20:35:00	0.16	4.9895	22.5584	207.9044	185.346	*	115.2314	295.2314	295.2314	
1987	02/11/91	22:05:00	0.0005	4.9895	16.298	263.0564	246.7584	*	139.6772	319.6772	319.6772	
1988	02/11/91	23:35:00	0.32	3.563	103.9724	340.6256	236.6532	*	222.299	402.299	42.299	
1989	02/12/91	01:05:00	0.0005	2.754	20.0888	228.122	208.0332	*	124.1054	304.1054	304.1054	171.0763
1990	02/12/91	02:35:00	0.0835	2.632	20.6936	267.452	246.7584	*	144.0728	324.0728	324.0728	
1991	02/12/91	04:05:00	0.778	2.922	84.8528	146.8196	61.9668		115.8362	115.8362	115.8362	
1992	02/12/91	05:35:00	0.16	2.0065	66.8924	164.0132	97.1208		115.4528	115.4528	115.4528	
1993	02/12/91	07:05:00	2.0445	3.0365	127.9232	163.52	35.5968		145.7216	145.7216	145.7216	
1994	02/12/91	08:35:00	1.976	3.204	122.4296	161.5976	39.168		142.0136	142.0136	142.0136	
1995	02/12/91	10:05:00	1.6555	3.4865	122.7572	154.07	31.3128		138.4136	138.4136	138.4136	
1996	02/12/91	11:35:00	1.411	3.4865	109.1348	163.9052	54.7704		136.52	136.52	136.52	
1997	02/12/91	13:05:00	1.495	2.922	127.0448	161.378	34.3332		144.2114	144.2114	144.2114	
1998	02/12/91	14:35:00	0.038	2.548	108.3104	269.1008	160.7904		188.7056	188.7056	188.7056	
1999	02/12/91	16:05:00	0.0225	1.2355	37.3904	349.1936	311.8032	*	193.292	373.292	13.292	
2000	02/12/91	17:35:00	0.0225	0.511	56.1248	104.7392	48.6144	*	80.432	80.432	80.432	
2001	02/12/91	19:05:00	0.0225	2.365	38.3804	240.0956	201.7152	*	139.238	319.238	319.238	
2002	02/12/91	20:35:00	0.0835	3.845	71.9468	283.6592	211.7124	*	177.803	357.803	357.803	
2003	02/12/91	22:05:00	1.915	4.3565	92.7656	156.266	63.5004		124.5158	124.5158	124.5158	
2004	02/12/91	23:35:00	1.1745	3.1585	59.0912	114.6824	55.5912		86.8868	86.8868	86.8868	
2005	02/13/91	01:05:00	0.4115	2.67	44.2052	101.06	56.8548		72.6326	72.6326	72.6326	66.7925
2006	02/13/91	02:35:00	2.1665	5.3865	41.3468	95.67799	54.33119		68.5124	68.5124	68.5124	
2007	02/13/91	04:05:00	1.869	8.56	49.3136	132.3152	83.0016		90.8144	90.8144	90.8144	
2008	02/13/91	05:35:00	5.1955	9.177999	30.9104	69.5816	38.6712		50.246	50.246	50.246	
2009	02/13/91	07:05:00	3.8985	7.6295	36.6236	101.168	64.5444		68.8958	68.8958	68.8958	
2010	02/13/91	08:35:00	4.318	7.9805	34.7552	74.4704	39.7152		54.6128	54.6128	54.6128	
2011	02/13/91	10:05:00	3.929	11.3605	25.5824	74.582	48.9996		50.0822	50.0822	50.0822	
2012	02/13/91	11:35:00	5.455	9.4375	20.4164	88.2044	67.788		54.3104	54.3104	54.3104	
2013	02/13/91	13:05:00	4.318	10.5365	6.9596	80.1296	73.17		43.5446	43.5446	43.5446	
2014	02/13/91	14:35:00	3.6695	11.7495	23.1632	128.4704	105.3072		75.8168	75.8168	75.8168	
2015	02/13/91	16:05:00	3.822	11.0245	51.5636	111.2768	59.7132		81.4202	81.4202	81.4202	
2016	02/13/91	17:35:00	2.792	10.6585	29.4812	88.8632	59.382		59.1722	59.1722	59.1722	

2017	02/13/91	19:05:00	0.8085	11.3755	31.5692	140.0084	108.4392	85.7888	85.7888	85.7888	
2018	02/13/91	20:35:00	0.938	7.889	32.0084	357.8732	325.8648	* 194.9408	374.9408	14.9408	
2019	02/13/91	22:05:00	1.6935	5.577	80.2412	121.8788	41.6376	101.06	101.06	101.06	
2020	02/13/91	23:35:00	1.373	3.6695	29.4812	164.1788	134.6976	96.83	96.83	96.83	
2021	02/14/91	01:05:00	1.068	5.478	11.1896	352.9844	341.7948	* 182.087	362.087	2.087	107.1724
2022	02/14/91	02:35:00	0.4115	4.547	4.76	357.434	352.674	* 181.097	361.097	1.097	
2023	02/14/91	04:05:00	0.2365	4.196	5.804	352.4912	346.6872	* 179.1476	359.1476	359.1476	
2024	02/14/91	05:35:00	0.1445	5.0505	5.804	345.896	340.092	* 175.85	355.85	355.85	
2025	02/14/91	07:05:00	0.839	4.707	92.8736	237.1832	144.3096	165.0284	165.0284	165.0284	
2026	02/14/91	08:35:00	1.8535	4.1195	100.8944	156.104	55.2096	128.4992	128.4992	128.4992	
2027	02/14/91	10:05:00	2.2275	3.9445	49.094	124.5176	75.4236	86.8058	86.8058	86.8058	
2028	02/14/91	11:35:00	1.411	4.5625	43.2152	111.608	68.3928	77.4116	77.4116	77.4116	
2029	02/14/91	13:05:00	0.9	5.2565	34.8668	357.8732	323.0064	* 196.37	376.37	16.37	
2030	02/14/91	14:35:00	2.243	4.654	30.9104	113.4764	82.566	72.1934	72.1934	72.1934	
2031	02/14/91	16:05:00	1.2665	8.438	22.2848	77.0552	54.7704	49.67	49.67	49.67	
2032	02/14/91	17:35:00	5.89	11.4135	42.5024	66.8924	24.39	54.6974	54.6974	54.6974	
2033	02/14/91	19:05:00	4.1655	11.1315	46.4552	80.5148	34.0596	63.485	63.485	63.485	
2034	02/14/91	20:35:00	3.334	9.079	38.9852	111.8276	72.8424	75.4064	75.4064	75.4064	
2035	02/14/91	22:05:00	2.3495	6.1185	26.2412	150.4448	124.2036	88.343	88.343	88.343	
2036	02/14/91	23:35:00	2.0905	8.629	49.9724	187.3592	137.3868	118.6658	118.6658	118.6658	
2037	02/15/91	01:05:00	0.511	4.7835	19.0988	350.9504	331.8516	* 185.0246	365.0246	5.0246	105.4057
2038	02/15/91	02:35:00	0.0225	5.684	3.662	326.5604	322.8984	* 165.1112	345.1112	345.1112	
2039	02/15/91	04:05:00	0.0005	2.3495	32.4476	357.542	325.0944	* 194.9948	374.9948	14.9948	
2040	02/15/91	05:35:00	0.9	2.8915	69.1424	139.4576	70.3152	104.3	104.3	104.3	
2041	02/15/91	07:05:00	0.198	2.945	44.6444	356.7212	312.0768	* 200.6828	380.6828	20.6828	
2042	02/15/91	08:35:00	0.114	3.3645	155.8268	323.486	167.6592	239.6564	239.6564	239.6564	
2043	02/15/91	10:05:00	0.5795	2.815	28.6028	335.4056	306.8028	* 182.0042	362.0042	2.0042	
2044	02/15/91	11:35:00	0.282	2.67	124.5176	355.1804	230.6628	* 239.849	419.849	59.849	
2045	02/15/91	13:05:00	0.5795	4.5315	157.7492	328.76	171.0108	243.2546	243.2546	243.2546	
2046	02/15/91	14:35:00	0.053	3.563	4.5404	351.2276	346.6872	* 177.884	357.884	357.884	
2047	02/15/91	16:05:00	0.114	3.4485	171.8684	305.1908	133.3224	238.5296	238.5296	238.5296	
2048	02/15/91	17:35:00	0.6025	2.67	75.1868	318.32	243.1332	* 196.7534	376.7534	16.7534	
2049	02/15/91	19:05:00	0.198	3.2575	35.468	349.082	313.614	* 192.275	372.275	12.275	
2050	02/15/91	20:35:00	0.053	2.1515	3.7736	358.1468	354.3732	* 180.9602	360.9602	0.9602	
2051	02/15/91	22:05:00	0.053	1.7395	64.2536	327.878	263.6244	* 196.0658	376.0658	16.0658	
2052	02/15/91	23:35:00	0.0005	2.7695	19.538	358.7516	339.2136	* 189.1448	369.1448	9.1448	
2053	02/16/91	01:05:00	0.5795	3.822	80.5148	147.2588	66.744	113.8868	113.8868	113.8868	164.3911
2054	02/16/91	02:35:00	0.8695	4.1425	87.5456	161.2664	73.7208	124.406	124.406	124.406	
2055	02/16/91	04:05:00	2.4335	4.9895	110.3984	148.4108	38.0124	129.4046	129.4046	129.4046	
2056	02/16/91	05:35:00	1.358	3.761	55.52	131.2748	75.7548	93.3974	93.3974	93.3974	
2057	02/16/91	07:05:00	1.724	4.341	111.608	143.2484	31.6404	127.4282	127.4282	127.4282	
2058	02/16/91	08:35:00	0.198	4.1425	28.7108	357.542	328.8312	* 193.1264	373.1264	13.1264	
2059	02/16/91	10:05:00	0.0225	1.7925	129.0212	357.3224	228.3012	* 243.1718	423.1718	63.1718	
2060	02/16/91	11:35:00	0.0005	1.48	12.2336	357.8732	345.6396	* 185.0534	365.0534	5.0534	
2061	02/16/91	13:05:00	0.6865	4.257	184.2272	298.4912	114.264	241.3592	241.3592	241.3592	
2062	02/16/91	14:35:00	0.923	4.318	221.3072	311.3432	90.036	266.3252	266.3252	266.3252	
2063	02/16/91	16:05:00	1.4265	3.761	190.9844	287.0108	96.0264	238.9976	238.9976	238.9976	
2064	02/16/91	17:35:00	0.267	4.303	172.3616	292.2812	119.9196	232.3214	232.3214	232.3214	
2065	02/16/91	19:05:00	0.9685	2.876	212.5196	317.3336	104.814	264.9266	264.9266	264.9266	
2066	02/16/91	20:35:00	0.0005	2.0065	87.8192	334.8548	247.0356	* 211.337	391.337	31.337	
2067	02/16/91	22:05:00	0.0005	2.121	14.8148	332.2196	317.4048	* 173.5172	353.5172	353.5172	
2068	02/16/91	23:35:00	0.0005	1.129	5.4224	297.7748	292.3524	* 151.5986	331.5986	331.5986	
2069	02/17/91	01:05:00	0.038	3.189	212.6852	347.2172	134.532	279.9512	279.9512	279.9512	253.1742
2070	02/17/91	02:35:00	0.282	1.6705	211.8068	316.4516	104.6448	264.1292	264.1292	264.1292	
2071	02/17/91	04:05:00	0.6255	3.845	179.1764	327.5504	148.374	253.3634	253.3634	253.3634	
2072	02/17/91	05:35:00	0.099	5.745	103.7528	281.2976	177.5448	192.5252	192.5252	192.5252	
2073	02/17/91	07:05:00	0.0005	3.746	161.8712	308.0492	146.178	234.9602	234.9602	234.9602	
2074	02/17/91	08:35:00	0.0835	4.6005	171.8684	340.514	168.6456	256.1912	256.1912	256.1912	
2075	02/17/91	10:05:00	2.0675	5.8515	215.8712	300.194	84.3228	258.0326	258.0326	258.0326	
2076	02/17/91	11:35:00	0.8085	3.1205	239.9876	300.194	60.2064	270.0908	270.0908	270.0908	
2077	02/17/91	13:05:00	1.1135	6.416501	223.3412	287.45	64.1088	255.3956	255.3956	255.3956	
2078	02/17/91	14:35:00	1.541	5.516	229.4936	298.4912	68.9976	263.9924	263.9924	263.9924	
2079	02/17/91	16:05:00	1.6325	8.2245	221.912	286.2404	64.3284	254.0762	254.0762	254.0762	
2080	02/17/91	17:35:00	1.1745	4.1425	205.2116	291.68	86.4684	248.4458	248.4458	248.4458	
2081	02/17/91	19:05:00	0.0005	2.609	209.7188	275.804	66.0852	242.7614	242.7614	242.7614	
2082	02/17/91	20:35:00	0.4805	4.5315	223.0676	285.8552	62.7876	254.4614	254.4614	254.4614	
2083	02/17/91	22:05:00	0.778	4.6235	222.1892	318.8708	96.6816	270.53	270.53	270.53	
2084	02/17/91	23:35:00	0.099	2.922	216.7496	287.0108	70.2612	251.8802	251.8802	251.8802	
2085	02/18/91	01:05:00	0.0225	2.815	73.484	314.6948	241.2108	* 194.0894	374.0894	14.0894	115.0493
2086	02/18/91	02:35:00	0.16	2.4715	220.5944	312.002	91.4076	266.2982	266.2982	266.2982	
2087	02/18/91	04:05:00	0.3355	2.2275	203.4548	304.1468	100.692	253.8008	253.8008	253.8008	
2088	02/18/91	05:35:00	0.0005	1.6705	95.84	355.292	259.452	* 225.566	405.566	405.566	
2089	02/18/91	07:05:00	0.0005	2.632	61.2872	260.7524	199.4652	* 161.0198	341.0198	341.0198	
2090	02/18/91	08:35:00	1.976	4.959	8.2232	108.53	100.3068	58.3766	58.3766	58.3766	
2091	02/18/91	10:05:00	1.411	7.164	3.8816	116.6624	112.7808	60.272	60.272	60.272	
2092	02/18/91	11:35:00	1.915	6.851	30.7988	102.2696	71.4708	66.5342	66.5342	66.5342	
2093	02/18/91	13:05:00	5.951	13.382	41.0192	102.7088	61.68959	71.864	71.864	71.864	
2094	02/18/91	14:35:00	6.4315	16.8915	34.4816	62.2772	27.7956	48.3794	48.3794	48.3794	
2095	02/18/91	16:05:00	3.4485	15.442	26.6804	102.2696	75.5892	64.475	64.475	64.475	
2096	02/18/91	17:35:00	2.876	11.7645	16.8452	113.5844	96.7392	65.2148	65.2148	65.2148	
2097	02/18/91	19:05:00	1.0145	8.2245	50.8508	135.6128	84.762	93.2318	93.2318	93.2318	
2098	02/18/91	20:35:00	0.839	10.681	22.0652	329.1416	307.0764	* 175.6034	355.6034	355.6034	
2099	02/18/91	22:05:00	0.778	9.139999	23.4404	351.4472	328.0068	* 187.4438	367.4438	7.4438	
2100	02/18/91	23:35:00	0.282	8.293	109.574	307.664	198.09	* 208.619	388.619	28.619	
2101	02/19/91	01:05:00	0.038	6.4545	11.9564	333.4832	321.5268	* 172.7198	352.7198	352.7198	202.9876

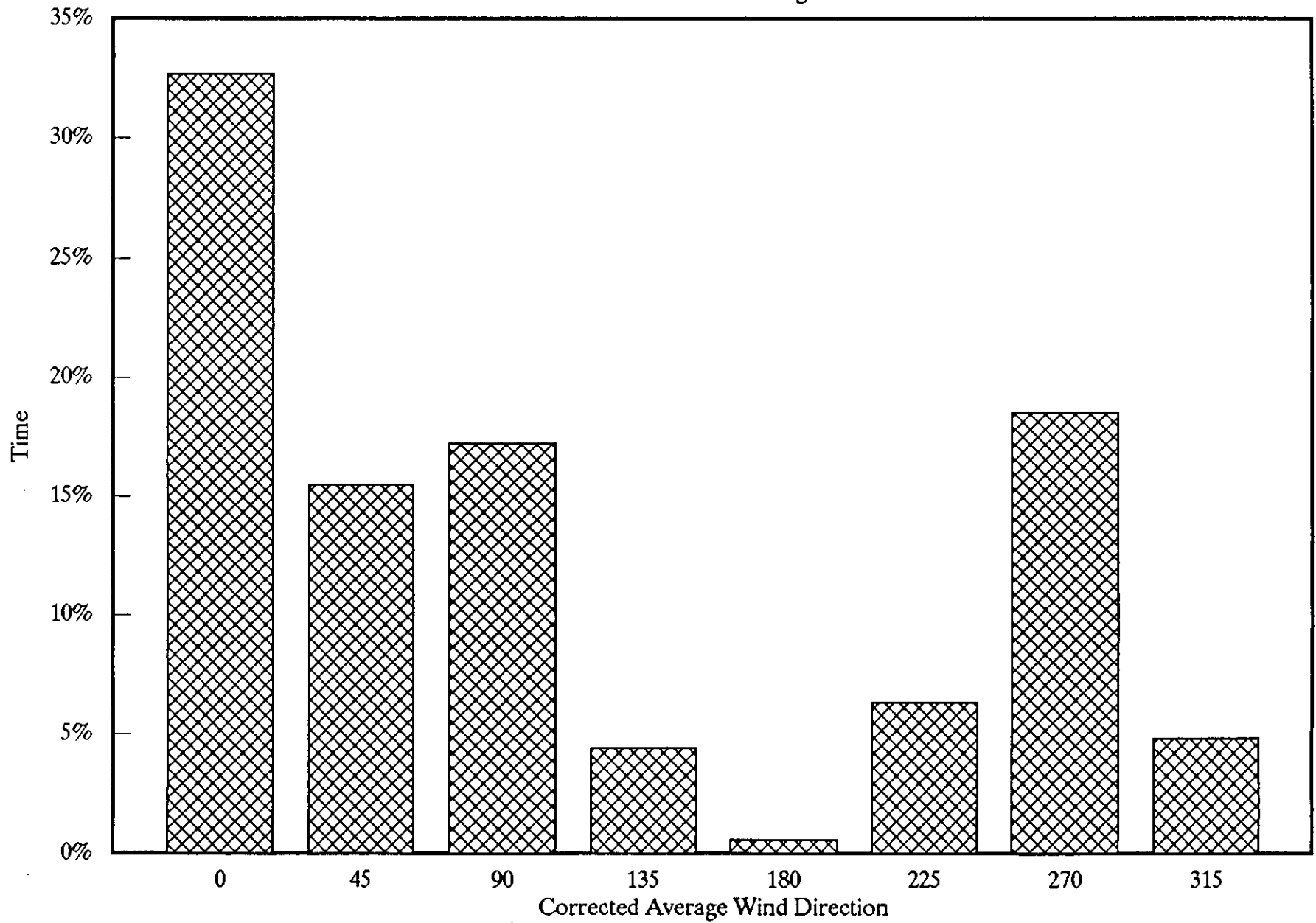
2102	02/19/91	02:35:00	1.2355	7.0265	115.5068	335.5712	220.0644	*	225.539	405.539	45.539	
2103	02/19/91	04:05:00	0.885	4.425	4.3208	349.6868	345.366	*	177.0038	357.0038	357.0038	
2104	02/19/91	05:35:00	0.526	4.0205	13.7708	349.964	336.1932	*	181.8674	361.8674	1.8674	
2105	02/19/91	07:05:00	0.511	5.0505	198.62	308.5964	109.9764		253.6082	253.6082	253.6082	
2106	02/19/91	08:35:00	0.2975	5.0735	106.1684	308.708	202.5396	*	207.4382	387.4382	27.4382	
2107	02/19/91	10:05:00	0.9	4.44	215.8712	297.9404	82.0692		256.9058	256.9058	256.9058	
2108	02/19/91	11:35:00	2.1665	6.6145	219.5504	299.7548	80.2044		259.6526	259.6526	259.6526	
2109	02/19/91	13:05:00	2.0905	7.866	231.2504	297.3356	66.0852		264.293	264.293	264.293	
2110	02/19/91	14:35:00	3.2805	9.620501	230.8112	295.4672	64.656		263.1392	263.1392	263.1392	
2111	02/19/91	16:05:00	1.144	7.5075	209.222	296.8964	87.6744		253.0592	253.0592	253.0592	
2112	02/19/91	17:35:00	2.1515	7.3625	148.688	277.6148	128.9268		213.1514	213.1514	213.1514	
2113	02/19/91	19:05:00	2.632	8.3925	204.3908	273.6044	69.2136		238.9976	238.9976	238.9976	
2114	02/19/91	20:35:00	0.282	4.0585	14.156	356.5556	342.3996	*	185.3558	365.3558	5.3558	
2115	02/19/91	22:05:00	0.7625	4.486	56.8376	138.5792	81.7416		97.7084	97.7084	97.7084	
2116	02/19/91	23:35:00	1.358	5.0885	9.4292	345.2948	335.8656	*	177.362	357.362	357.362	
2117	02/20/91	01:05:00	0.5795	3.624	9.98	333.4832	323.5032	*	171.7316	351.7316	351.7316	273.1653
2118	02/20/91	02:35:00	2.0675	6.6605	203.0696	312.992	109.9224		258.0308	258.0308	258.0308	
2119	02/20/91	04:05:00	0.6025	4.799	205.928	350.4032	144.4752		278.1656	278.1656	278.1656	
2120	02/20/91	05:35:00	0.5415	4.4095	233.2304	291.1832	57.9528		262.2068	262.2068	262.2068	
2121	02/20/91	07:05:00	0.656	4.6845	6.2432	285.9668	279.7236	*	146.105	326.105	326.105	
2122	02/20/91	08:35:00	0.778	10.773	232.6796	279.9224	47.2428		256.301	256.301	256.301	
2123	02/20/91	10:05:00	2.3495	6.7215	196.6976	290.744	94.0464		243.7208	243.7208	243.7208	
2124	02/20/91	11:35:00	2.96	8.087	242.2376	288.8756	46.638		265.5566	265.5566	265.5566	
2125	02/20/91	13:05:00	2.1895	7.118	225.5372	326.5604	101.0232		276.0488	276.0488	276.0488	
2126	02/20/91	14:35:00	1.457	5.5005	226.7468	322.3844	95.6376		274.5656	274.5656	274.5656	
2127	02/20/91	16:05:00	2.029	8.293	219.716	294.4808	74.7648		257.0984	257.0984	257.0984	
2128	02/20/91	17:35:00	1.724	8.6515	230.2064	288.7676	58.5612		259.487	259.487	259.487	
2129	02/20/91	19:05:00	2.945	7.2785	228.122	299.7548	71.6328		263.9384	263.9384	263.9384	
2130	02/20/91	20:35:00	3.5475	8.4685	227.5712	289.4264	61.8552		258.4988	258.4988	258.4988	
2131	02/20/91	22:05:00	1.991	6.775	218.672	321.8372	103.1652		270.2546	270.2546	270.2546	
2132	02/20/91	23:35:00	1.4265	5.455	209.6072	328.2632	118.656		268.9352	268.9352	268.9352	
2133	02/21/91	01:05:00	2.029	6.088	243.6668	296.2376	52.5708		269.9522	269.9522	269.9522	167.3466
2134	02/21/91	02:35:00	1.915	6.8665	236.3048	289.0412	52.7364		262.673	262.673	262.673	
2135	02/21/91	04:05:00	0.0005	4.2875	6.4628	302.39	295.9272	*	154.4264	334.4264	334.4264	
2136	02/21/91	05:35:00	0.267	2.632	4.1012	343.8116	339.7104	*	173.9564	353.9564	353.9564	
2137	02/21/91	07:05:00	0.16	2.815	25.802	342.3824	316.5804	*	184.0922	364.0922	4.0922	
2138	02/21/91	08:35:00	0.6025	3.9445	36.2384	321.506	285.2676	*	178.8722	358.8722	358.8722	
2139	02/21/91	10:05:00	2.0065	3.7915	92.3264	132.9776	40.6512		112.652	112.652	112.652	
2140	02/21/91	11:35:00	1.457	5.1575	24.9236	354.7412	329.8176	*	189.8324	369.8324	9.8324	
2141	02/21/91	13:05:00	1.2355	4.7685	17.1764	161.2664	144.09		89.2214	89.2214	89.2214	
2142	02/21/91	14:35:00	1.976	5.3555	11.078	118.7468	107.6688		64.9124	64.9124	64.9124	
2143	02/21/91	16:05:00	0.7015	3.761	48.3776	160.1144	111.7368		104.246	104.246	104.246	
2144	02/21/91	17:35:00	1.3885	4.2265	17.9468	176.372	158.4252		97.1594	97.1594	97.1594	
2145	02/21/91	19:05:00	1.556	5.287	20.8016	168.2972	147.4956		94.5494	94.5494	94.5494	
2146	02/21/91	20:35:00	0.8235	4.181	4.2128	355.5656	351.3528	*	179.8892	359.8892	359.8892	
2147	02/21/91	22:05:00	1.2665	5.0735	14.156	120.6152	106.4592		67.3856	67.3856	67.3856	
2148	02/21/91	23:35:00	1.6325	5.1725	47.5532	139.8968	92.3436		93.725	93.725	93.725	
2149	02/22/91	01:05:00	0.6405	4.669	30.9104	127.484	96.5736		79.1972	79.1972	79.1972	202.0432
2150	02/22/91	02:35:00	0.511	5.0505	26.5688	137.5892	111.0204		82.079	82.079	82.079	
2151	02/22/91	04:05:00	0.198	2.716	18.2204	349.082	330.8616	*	183.6512	363.6512	3.6512	
2152	02/22/91	05:35:00	0.114	2.2275	18.386	357.7616	339.3756	*	188.0738	368.0738	8.0738	
2153	02/22/91	07:05:00	0.3965	3.4485	232.5716	325.4084	92.8368		278.99	278.99	278.99	
2154	02/22/91	08:35:00	1.8385	7.6295	249.488	296.018	46.53		272.753	272.753	272.753	
2155	02/22/91	10:05:00	3.3035	9.0635	231.2504	286.406	55.1556		258.8282	258.8282	258.8282	
2156	02/22/91	11:35:00	3.4865	8.7815	224.99	273.6044	48.6144		249.2972	249.2972	249.2972	
2157	02/22/91	13:05:00	2.609	8.5295	211.6412	291.0752	79.434		251.3582	251.3582	251.3582	
2158	02/22/91	14:35:00	2.609	7.927	195.8192	275.2532	79.434		235.5362	235.5362	235.5362	
2159	02/22/91	16:05:00	1.495	8.194	206.0936	308.1572	102.0636		257.1254	257.1254	257.1254	
2160	02/22/91	17:35:00	1.7395	8.1025	230.0444	280.8008	50.7564		255.4226	255.4226	255.4226	
2161	02/22/91	19:05:00	1.6325	4.9895	216.2564	268.2224	51.966		242.2394	242.2394	242.2394	
2162	02/22/91	20:35:00	1.373	5.02	230.9228	290.636	59.7132		260.7794	260.7794	260.7794	
2163	02/22/91	22:05:00	2.0905	5.7755	219.5504	284.9768	65.4264		252.2636	252.2636	252.2636	
2164	02/22/91	23:35:00	2.609	6.2105	209.7188	280.4732	70.7544		245.096	245.096	245.096	
2165	02/23/91	01:05:00	1.3275	5.0735	240.7004	299.5892	58.8888		270.1448	270.1448	270.1448	210.6017
2166	02/23/91	02:35:00	0.9685	3.578	201.1472	325.628	124.4808		263.3876	263.3876	263.3876	
2167	02/23/91	04:05:00	0.175	3.2805	200.4884	333.5912	133.1028		267.0398	267.0398	267.0398	
2168	02/23/91	05:35:00	0.5795	4.6235	194.39	343.0952	148.7052		268.7426	268.7426	268.7426	
2169	02/23/91	07:05:00	0.32	2.2275	218.5064	267.452	48.9456		242.9792	242.9792	242.9792	
2170	02/23/91	08:35:00	0.3965	1.5715	177.5816	263.3336	85.752		220.4576	220.4576	220.4576	
2171	02/23/91	10:05:00	0.0005	0.923	64.9124	356.7212	291.8088	*	210.8168	390.8168	30.8168	
2172	02/23/91	11:35:00	0.0005	1.129	50.246	287.1188	236.8728	*	168.6824	348.6824	348.6824	
2173	02/23/91	13:05:00	0.0005	1.9455	72.6596	274.4828	201.8232	*	173.5712	353.5712	353.5712	
2174	02/23/91	14:35:00	0.0005	2.5785	106.1684	320.6276	214.4592	*	213.398	393.398	33.398	
2175	02/23/91	16:05:00	0.038	1.068	41.3468	297.6128	256.266	*	169.4798	349.4798	349.4798	
2176	02/23/91	17:35:00	0.0005	1.976	9.98	358.478	348.498	*	184.229	364.229	4.229	
2177	02/23/91	19:05:00	0.053	1.6325	3.7736	353.8628	350.0892	*	178.8182	358.8182	358.8182	
2178	02/23/91	20:35:00	0.0005	1.358	11.3552	280.3616	269.0064	*	145.8584	325.8584	325.8584	
2179	02/23/91	22:05:00	0.0005	1.144	49.4216	357.3224	307.9008	*	203.372	383.372	23.372	
2180	02/23/91	23:35:00	0.038	1.6705	22.5584	354.7412	332.1828	*	188.6498	368.6498	8.6498	
2181	02/24/91	01:05:00	0.038	1.48	82.7684	324.3104	241.542	*	203.5394	383.5394	23.5394	146.8405
2182	02/24/91	02:35:00	0.0005	1.091	42.6644	293.1632	250.4988	*	167.9138	347.9138	347.9138	
2183	02/24/91	04:05:00	0.0005	1.6705	7.1792	331.3412	324.162	*	169.2602	349.2602	349.2602	
2184	02/24/91	05:35:00	0.0225	0.923	52.6076	247.8968	195.2892	*	150.2522	330.2522	330.2522	
2185	02/24/91	07:05:00	0.0005	1.1745	58.706	254.1572	195.4512	*	156.4316	336.4316	336.4316	
2186	02/24/91	08:35:00	0.0005	0.656	67.5512	181.2068	113.6556	*	124.379	124.379	124.379	

2187	02/24/91	10:05:00	0.0005	1.1135	7.2872	268.496	261.2088	*	137.8916	317.8916	317.8916
2188	02/24/91	11:35:00	0.0005	1.297	40.5224	327.9896	287.4672	*	184.256	364.256	4.256
2189	02/24/91	13:05:00	0.0225	2.1895	65.9564	357.1028	291.1464	*	211.5296	391.5296	31.5296
2190	02/24/91	14:35:00	0.4575	2.7005	47.5532	334.5272	286.974	*	191.0402	371.0402	11.0402
2191	02/24/91	16:05:00	0.099	3.4485	9.7604	357.9812	348.2208	*	183.8708	363.8708	3.8708
2192	02/24/91	17:35:00	0.099	2.4565	40.3028	357.7616	317.4588	*	199.0322	379.0322	19.0322
2193	02/24/91	19:05:00	0.099	1.3275	21.1868	357.8732	336.6864	*	189.53	369.53	9.53
			0.2365		52.8272						

FILE: H1231\WEATHER\WINDSPDR3.WK3

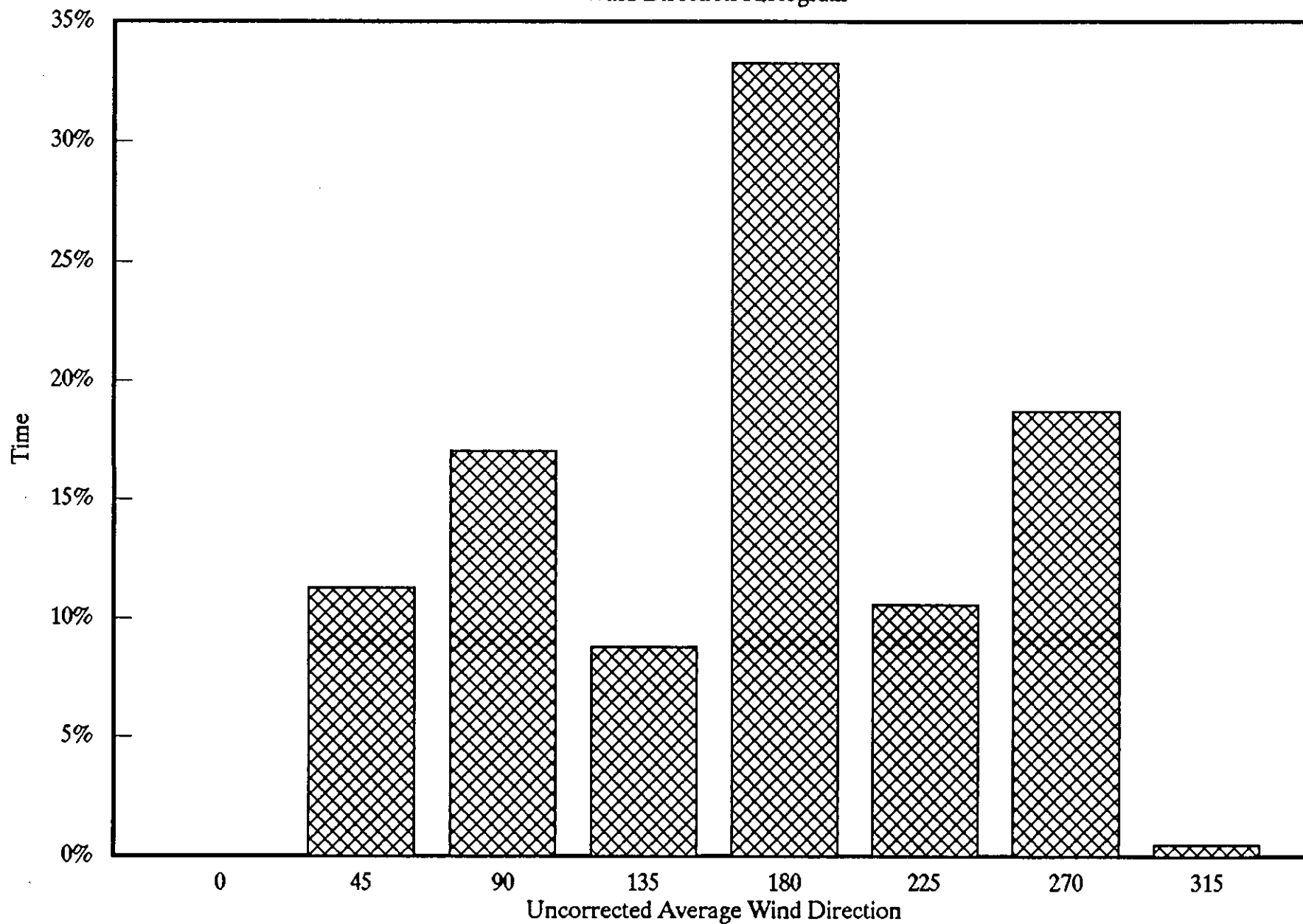
Red Mountain Project

Wind Direction Histogram



Red Mountain Project

Wind Direction Histogram



APPENDIX B-7

**DAILY WIND SPEED
(MEAN, MINIMUM-MAXIMUM)**

BOND GOLD CANADA INC.
 RED MOUNTAIN PROJECT
 WIND SPEED - MEAN DAILY

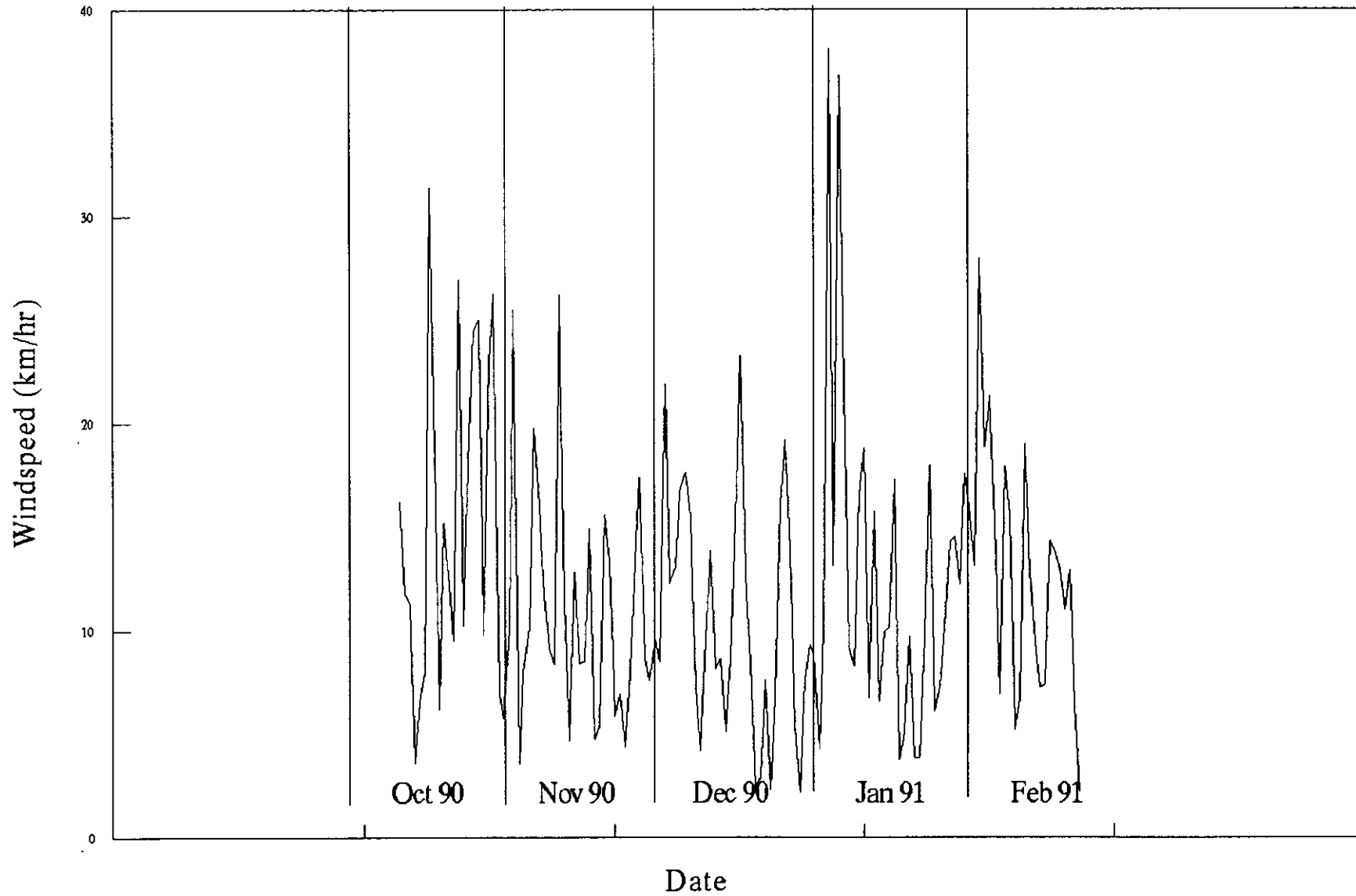
DATE	ANALOG 3 WINDSPED M/S	MEAN WND SPD KM/HR
11-Oct-90	4.5165	16.2594
12-Oct-90	3.2575	11.727
13-Oct-90	3.1355	11.2878
14-Oct-90	1.007	3.6252
15-Oct-90	1.831	6.5916
16-Oct-90	2.2045	7.9362 O
17-Oct-90	8.7355	31.4478
18-Oct-90	5.104	18.3744
19-Oct-90	1.724	6.2064
20-Oct-90	4.2115	15.1614
21-Oct-90	3.3795	12.1662
22-Oct-90	2.632	9.4752
23-Oct-90	7.4845	26.9442
24-Oct-90	2.838	10.2168
25-Oct-90	5.394	19.4184
26-Oct-90	6.79	24.444
27-Oct-90	6.9425	24.993
28-Oct-90	2.716	9.7776
29-Oct-90	6.3855	22.9878
30-Oct-90	7.2935	26.2566
31-Oct-90	1.907	6.8652
01-Nov-90	1.602	5.7672
02-Nov-90	2.815	10.134
03-Nov-90	7.0875	25.515
04-Nov-90	0.984	3.5424
05-Nov-90	2.22	7.992
06-Nov-90	2.8075	10.107
07-Nov-90	5.493	19.7748
08-Nov-90	4.44	15.984
09-Nov-90	3.25	11.7
10-Nov-90	2.533	9.1188
11-Nov-90	2.327	8.3772
12-Nov-90	7.286	26.2296
13-Nov-90	3.166	11.3976
14-Nov-90	1.297	4.6692
15-Nov-90	3.555	12.798 N
16-Nov-90	2.327	8.3772
17-Nov-90	2.3725	8.541
18-Nov-90	4.1425	14.913

19-Nov-90	1.312	4.7232
20-Nov-90	1.495	5.382
21-Nov-90	4.3255	15.5718
22-Nov-90	3.7	13.32
23-Nov-90	1.617	5.8212
24-Nov-90	1.915	6.894
25-Nov-90	1.2205	4.3938
26-Nov-90	1.9605	7.0578
27-Nov-90	3.685	13.266
28-Nov-90	4.8215	17.3574
29-Nov-90	2.3955	8.6238
30-Nov-90	2.1055	7.5798
01-Dec-90	2.655	9.558
02-Dec-90	2.3495	8.4582
03-Dec-90	6.0805	21.8898
04-Dec-90	3.41	12.276
05-Dec-90	3.624	13.0464
06-Dec-90	4.631	16.6716
07-Dec-90	4.8905	17.6058
08-Dec-90	4.295	15.462
09-Dec-90	2.0215	7.2774
10-Dec-90	1.1595	4.1742
11-Dec-90	2.6625	9.585
12-Dec-90	3.845	13.842
13-Dec-90	2.258	8.1288
14-Dec-90	2.388	8.5968
15-Dec-90	1.4265	5.1354 D
16-Dec-90	2.3955	8.6238
17-Dec-90	4.2645	15.3522
18-Dec-90	6.462	23.2632
19-Dec-90	3.517	12.6612
20-Dec-90	2.3345	8.4042
21-Dec-90	0.656	2.3616
22-Dec-90	0.8085	2.9106
23-Dec-90	2.113	7.6068
24-Dec-90	0.6405	2.3058
25-Dec-90	1.8845	6.7842
26-Dec-90	4.463	16.0668
27-Dec-90	5.325	19.17
28-Dec-90	3.845	13.842
29-Dec-90	1.4875	5.355
30-Dec-90	0.61	2.196
31-Dec-90	2.113	7.6068
01-Jan-91	2.5785	9.2826
02-Jan-91	2.449	8.8164
03-Jan-91	1.19	4.284
04-Jan-91	2.7845	10.0242
05-Jan-91	10.582	38.0952
06-Jan-91	3.639	13.1004
07-Jan-91	10.2385	36.8586

08-Jan-91	6.0045	21.6162	
09-Jan-91	2.533	9.1188	
10-Jan-91	2.2965	8.2674	
11-Jan-91	4.5775	16.479	
12-Jan-91	5.2185	18.7866	
13-Jan-91	1.8615	6.7014	
14-Jan-91	4.364	15.7104	J
15-Jan-91	1.823	6.5628	
16-Jan-91	2.754	9.9144	
17-Jan-91	2.815	10.134	
18-Jan-91	4.8065	17.3034	
19-Jan-91	1.0375	3.735	
20-Jan-91	1.411	5.0796	
21-Jan-91	2.693	9.6948	
22-Jan-91	1.068	3.8448	
23-Jan-91	1.068	3.8448	
24-Jan-91	2.7085	9.7506	
25-Jan-91	4.9895	17.9622	
26-Jan-91	1.6935	6.0966	
27-Jan-91	2.029	7.3044	
28-Jan-91	2.8075	10.107	
29-Jan-91	3.9595	14.2542	
30-Jan-91	4.028	14.5008	
31-Jan-91	3.395	12.222	
01-Feb-91	4.8825	17.577	
02-Feb-91	4.318	15.5448	
03-Feb-91	3.639	13.1004	
04-Feb-91	7.7745	27.9882	
05-Feb-91	5.2335	18.8406	
06-Feb-91	5.9205	21.3138	
07-Feb-91	4.219	15.1884	
08-Feb-91	1.915	6.894	
09-Feb-91	4.9745	17.9082	
10-Feb-91	4.3255	15.5718	
11-Feb-91	1.4495	5.2182	
12-Feb-91	1.869	6.7284	
13-Feb-91	5.2795	19.0062	F
14-Feb-91	3.555	12.798	
15-Feb-91	2.6245	9.4482	
16-Feb-91	2.014	7.2504	
17-Feb-91	2.052	7.3872	
18-Feb-91	3.975	14.31	
19-Feb-91	3.845	13.842	
20-Feb-91	3.5935	12.9366	
21-Feb-91	3.059	11.0124	
22-Feb-91	3.5855	12.9078	
23-Feb-91	1.7775	6.399	
24-Feb-91	0.6255	2.2518	

Red Mountain Project

Mean Daily Windspeed



BOND GOLD CANADA INC.
 RED MOUNTAIN PROJECT
 WEATHER STATION DATA - WIND SPEED
 October 10, 1990 to February, 24, 1991

/WDR{D 17}
 {U 3}-
 {D}{\D}

DATE	MINIMUM DAILY	MAXIMUM DAILY
10/11/90	0.0018	57.872
10/12/90	0.4104	35.485
10/13/90	0.0018	36.09
10/14/90	0.0018	14.337
10/15/90	0.1368	22.961
10/16/90	0.0018	25.844
10/17/90	8.2944	74.57
10/18/90	0.0018	42.791
10/19/90	0.081	16.562
10/20/90	0.0018	63.887
10/21/90	0.0018	20.297
10/22/90	0.1908	32.465
10/23/90	0.0018	68.144
10/24/90	0.0018	40.018
10/25/90	5.328	47.241
10/26/90	1.9494	94.403
10/27/90	0.3006	44.413
10/28/90	0.0018	41.447
10/29/90	0.5202	66.964
10/30/90	1.0152	45.401
10/31/90	0.0018	15.628
11/01/90	0.0018	19.912
11/02/90	0.1908	38.837
11/03/90	0.0018	52.351
11/04/90	0.0018	31.228
11/05/90	0.081	24.307
11/06/90	0.7686	38.507
11/07/90	1.8396	52.405
11/08/90	1.4274	34.853
11/09/90	0.1368	36.2
11/10/90	0.081	21.643
11/11/90	0.0018	44.852
11/12/90	1.2078	59.053
11/13/90	0.3006	33.041
11/14/90	0.0018	21.587
11/15/90	0.081	51.005
11/16/90	0.081	35.707
11/17/90	0.1368	29.938
11/18/90	0.7128	34.853
11/19/90	0.0018	13.898
11/20/90	0.0018	19.199
11/21/90	0.0018	71.66
11/22/90	0.0018	22.136
11/23/90	0.0018	20.16
11/24/90	0.0018	15.683
11/25/90	0.0018	11.59

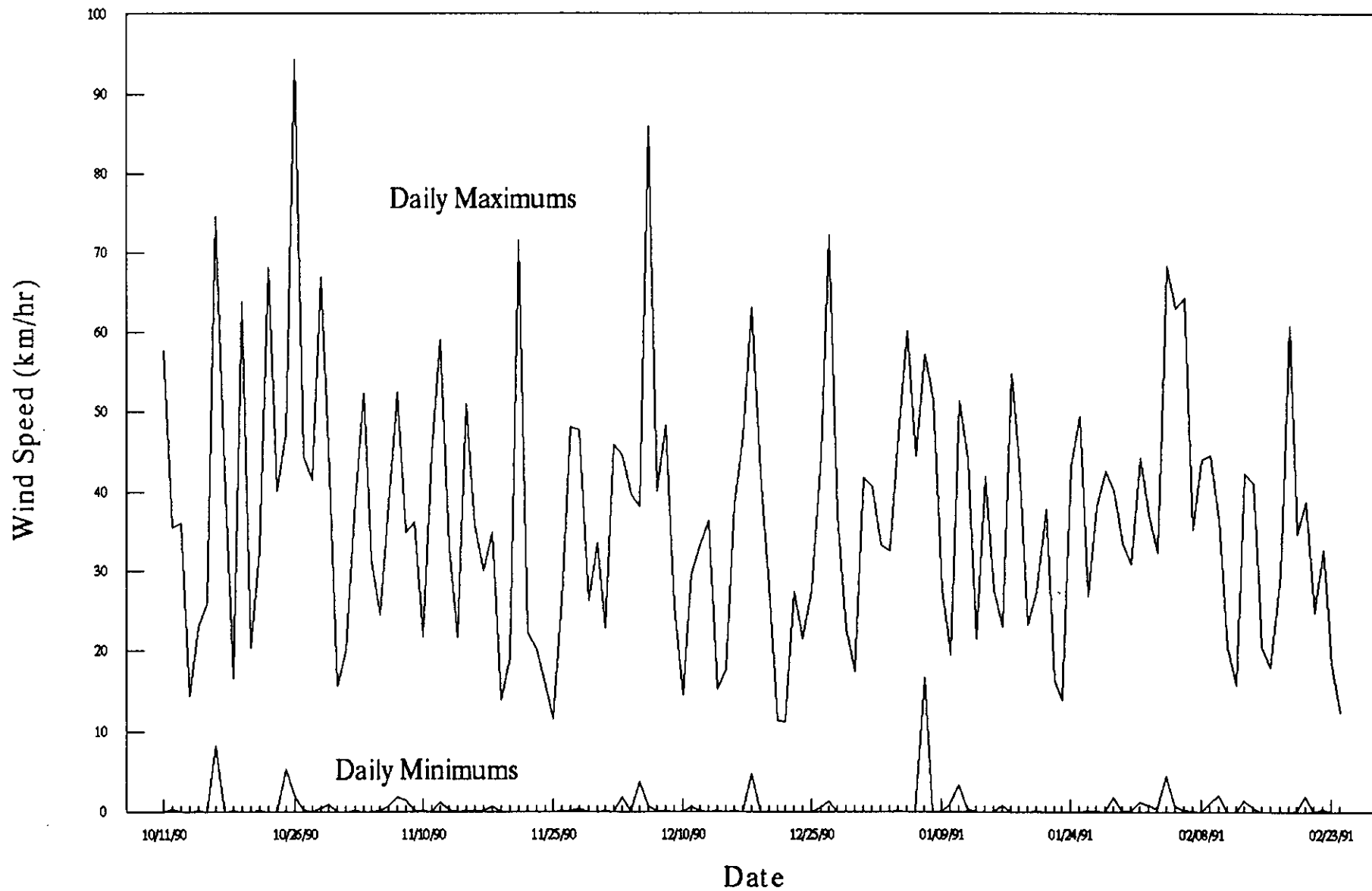
11/26/90	0.081	26.312
11/27/90	0.1368	48.038
11/28/90	0.3564	47.763
11/29/90	0.0018	26.147
11/30/90	0.0018	33.563
12/01/90	0.1908	22.797
12/02/90	0.0018	45.868
12/03/90	1.8396	44.633
12/04/90	0.0018	39.688
12/05/90	3.8448	38.095
12/06/90	0.7686	85.997
12/07/90	0.1908	40.018
12/08/90	0.081	48.368
12/09/90	0.0018	25.515
12/10/90	0.0018	14.474
12/11/90	0.576	29.552
12/12/90	0.081	33.26
12/13/90	0.0018	36.283
12/14/90	0.081	15.215
12/15/90	0.0018	17.633
12/16/90	0.1368	38.507
12/17/90	0.0018	46.831
12/18/90	4.779	63.063
12/19/90	0.0018	42.352
12/20/90	0.0018	27.959
12/21/90	0.0018	11.288
12/22/90	0.0018	11.234
12/23/90	0.0018	27.274
12/24/90	0.0018	21.478
12/25/90	0.0018	27.383
12/26/90	0.576	44.413
12/27/90	1.2906	72.236
12/28/90	0.0018	37.024
12/29/90	0.0018	22.658
12/30/90	0.0018	17.44
12/31/90	0.0018	41.803
01/01/91	0.0018	40.676
01/02/91	0.0018	33.206
01/03/91	0.0018	32.465
01/04/91	0.1368	47.05
01/05/91	0.0018	60.151
01/06/91	0.0018	44.413
01/07/91	16.7544	57.184
01/08/91	0.0018	51.5
01/09/91	0.0018	27.603
01/10/91	0.9612	19.445
01/11/91	3.3768	51.334
01/12/91	0.4104	44.055
01/13/91	0.0018	21.478
01/14/91	0.0018	41.859
01/15/91	0.0018	27.52
01/16/91	0.8514	22.907
01/17/91	0.0018	54.85
01/18/91	0.0018	43.643
01/19/91	0.0018	23.153
01/20/91	0.1908	27.328
01/21/91	0.0018	37.739
01/22/91	0.0018	16.369
01/23/91	0.0018	13.842
01/24/91	0.0018	43.177

01/25/91	0.0018	49.466
01/26/91	0.1368	26.834
01/27/91	0.081	38.151
01/28/91	0.0018	42.572
01/29/91	1.8936	40.073
01/30/91	0.081	33.509
01/31/91	0.1908	30.816
02/01/91	1.2078	44.194
02/02/91	0.8514	37.078
02/03/91	0.4104	32.328
02/04/91	4.5594	68.254
02/05/91	0.7686	62.924
02/06/91	0.3006	64.271
02/07/91	0.081	35.266
02/08/91	0.0018	43.891
02/09/91	1.152	44.633
02/10/91	2.0862	36.558
02/11/91	0.0018	20.462
02/12/91	0.0018	15.683
02/13/91	1.4814	42.298
02/14/91	0.5202	41.089
02/15/91	0.0018	20.462
02/16/91	0.0018	17.962
02/17/91	0.0018	29.608
02/18/91	0.0018	60.809
02/19/91	0.1368	34.634
02/20/91	1.9494	38.783
02/21/91	0.0018	24.719
02/22/91	0.4104	32.629
02/23/91	0.0018	18.265
02/24/91	0.0018	12.415

FILE: H1231\WEATHER\WIND G.WK3

Red Mountain Project

Daily Minimum - Maximum Wind Speed



APPENDIX C-1

HYDROLOGY

BOND GOLD CANADA INC.
RED MOUNTAIN PROJECT

Bitter Creek Hydrology

October 11/90 Calibration

Flow Calculations

Dist. (m)	Column (m)	Depth (m)	Velocity (m/s)	Discharge (m ³ /s)
1	1.5	0.32	0.11	0.0528
2	1	0.48	0.55	0.264
3	1	0.28	0.75	0.21
4	1	0.3	0.72	0.216
5	1	0.5	0.82	0.41
6	1	0.6	0.88	0.528
7	1	0.4	0.57	0.228
8	1	0.1	0.08	0.008
9	1	0	0	0
10	1	0.1	0.05	0.005
11	1	0.2	0.09	0.018
12	1	0.6	1.21	0.726
13	1	0.75	1.48	1.11
14	1	0.8	1.11	0.888
15	1	1.1	1.95	2.145
16	1	1.2	2.1	2.52
17	1	1	2.05	2.05
18	1	1	2	2
19	1	0.95	1.98	1.881
20	1	0.95	1.77	1.6815
21	1	0.8	1.15	0.92
22	1	0.65	0.68	0.442
23	1	0.6	0.83	0.498
24	1	0.5	0.95	0.475
25	1	0.5	0.68	0.34
26	1	0.35	0.11	0.0385
27	1	0.3	0.13	0.039
28	0.9	0.1	0.01	0.0009

Q= 19.6947 m³/s

Staff Gauge: 0.316 m

L:\HALLAM\H1231\BITTERCA\OCT11.WK3

BOND GOLD CANADA INC.
RED MOUNTAIN PROJECT

Bitter Creek Hydrology

May 22/91 Calibration

Flow Calculations

Dist. (m)	Column (m)	Depth (m)	Velocity (m/s)	Discharge (m ³ /s)
1	0	0	0	0
2	1.5	0.3	0.3	0.135
3	1	0.37	0.49	0.1813
4	1	0.45	0.5	0.225
5	1	0.4	0.5	0.2
6	1	0.51	0.1	0.051
7	1	0.66	1.23	0.8118
8	1	0.61	1.15	0.7015
9	1	0.61	1.9	1.159
10	1	0.91	1.9	1.729
11	1	0.69	1.89	1.3041
12	1	0.69	1.45	1.0005
13	1	0.73	1.75	1.2775
14	1	0.73	1.1	0.803
15	1	0.73	1.55	1.1315
16	1	0.5	0.5	0.25
17	1	0.48	0.5	0.24
18	1	0.1	0	0
19	1	0	0	0
20	1	0.05	0	0
21	1	0.15	0.4	0.06
22	1	0.25	0.63	0.1575
23	1	0.39	0.55	0.2145
24	1	0.39	0.51	0.1989
25	1	0.38	0.4	0.152
26	1	0	0	0
27	0.5	0.45	0	0

Q= 11.9831 m³/s

Staff Gauge: 0.300 m

L:\HALLAM\H1231\BITTERCA\MAY22.WK3

BOND GOLD CANADA INC.
RED MOUNTAIN PROJECT

Bitter Creek Hydrology

Oct 10/91 Calibration

Flow Calculations

Dist. (m)	Column (m)	Depth (m)	Velocity (m/s)	Discharge (m ³ /s)
1	0	0.73	0	0
1.75	1.5	0.31	1.5	0.6975
3	1	2.66	0.01	0.0266
4	1	0.66	0.01	0.0066
5	1	0.91	1.5	1.365
6	1	0.93	1.45	1.3485
7	1	0.79	0.95	0.7505
8	1	0.94	0.65	0.611
9	1	1.19	0.01	0.0119
10	1	1.54	1.55	2.387
11	1	1.64	1.42	2.3288
12	1	1.68	2.6	4.368
13	1	1.7	2.7	4.59
14	1	1.46	2.9	4.234
15	1	2.3	3.2	7.36
16	1	2.8	3.2	8.96
17	1	2.2	2.9	6.38
18	1	1.58	2.7	4.266
19	1	1.43	2.6	3.718
20	1	1.32	1.5	1.98
21	1	1.46	1.4	2.044
22	1	1.12	1	1.12
23	1	0.65	0.75	0.4875
24	1	0.68	0.5	0.34
25	1	0.76	0.5	0.38
26	1	0.51	0.01	0.0051
27.5	2	0.3	0.01	0.006
28.5	0	0.28	0	0

Q= 59.772 m³/s

Staff Gauge: 0.650 m

L:\HALLAM\H1231\BITTERCA\OCT10.WK3

BOND GOLD CANADA INC.
 RED MOUNTAIN PROJECT

Bitter Creek Hydrology

Oct 30/91 Calibration

Flow Calculations

Dist. (m)	Column (m)	Depth (m)	Velocity (m/s)	Discharge (m ³ /s)
1	0	0	0	0
1.75	1.5	0.1	0.01	0.0015
3	1	0.27	0.13	0.0351
4	1	0.27	0.25	0.0675
5	1	0.2	0.29	0.058
6	1	0.2	0.42	0.084
7	1	0.2	0.15	0.03
8	1	0.22	0.28	0.0616
9	1	0.22	0.4	0.088
10	1	0.25	0.4	0.1
11	1	0.38	0.49	0.1862
12	1	0.5	0.51	0.255
13	1	0.71	1.1	0.781
14	1	0.91	1.45	1.3195
15	1	0.91	1.25	1.1375
16	1	2.25	1.3	2.925
17	1	1.35	1.6	2.16
18	1	1.11	1.6	1.776
19	1	0.8	1.45	1.16
20	1	0.8	1.05	0.84
21	1	0.74	0.5	0.37
22	1	0.5	0.28	0.14
23	1	0.3	0.01	0.003
24	1	0.39	0.2	0.078
25.5	2	0.18	0.01	0.0036
26.5	0	0	0	0

Q= 13.6605 m³/s

Staff Gauge: 0.210 m

L:\HALLAM\H1231\BITTERCA\OCT30.WK3

BOND GOLD CANADA INC.
RED MOUNTAIN PROJECT

Bitter Creek Hydrology

Feb 18/92 Calibration

Flow Calculations

Dist. (m)	Column (m)	Depth (m)	Velocity (m/s)	Discharge (m ³ /s)
0	0	0	0	0
0.5	1	0.05	0	0
1.75	1.5	0.12	0.31	0.0558
3.25	1.5	0.14	0.43	0.0903
4.75	1.5	0.17	0.54	0.1377
6.25	1.5	0.19	0.72	0.2052
7.75	1.5	0.22	0.72	0.2376
9.25	1.5	0.19	0.72	0.2052
10.75	1.5	0.17	0.54	0.1377
12.25	1.5	0.14	0.43	0.0903
13.5	1	0.05	0	0
14	0	0	0	0

Q= 1.1598 m³/s

Staff Gauge: 0.020 m

L:\HALLAM\H1231\BITTERCA\FEB18.WK3

APPENDIX C-2

STAGE DISCHARGE CALIBRATIONS AND CURVE

(system "NPRINT H:\HALLAM\H1222\DJ\CAL-H.enc q=printq_0")

CLIENT..... BOND GOLD CANADA INC.
 PROJECT..... RED MOUNTAIN PROJECT
 FILE..... H1231
 CALCS FOR..... Bitter Creek - Stage Discharge Calibration
 DATE..... 23-Jun-92
 FILE..... L:\HALLAM\H1231\BITTERCA\STAGEDIS.WK3
 Page A

Bitter Creek - Stage Discharge Calibration
 Least Squares Fit

Calibration Curve (q=88.00(h - 0.20)^2.4)

Depth (m)	Flow (m ³ /s)
-0.20	0.05
0.00	0.066370
0.01	0.259077
0.02	0.450937
0.03	0.642796
0.04	0.834656
0.05	1.026515
0.06	1.218375
0.07	1.410234
0.08	1.602094
0.09	1.793953
0.10	1.985813
0.11	2.177672
0.12	2.369532
0.13	2.561391
0.14	2.753251
0.15	2.945110
0.16	3.136970
0.17	3.328829
0.18	3.520689
0.19	3.712548
0.20	3.904408
0.21	4.096267
0.22	4.288127
0.23	4.479986
0.24	4.671846
0.25	4.863705
0.26	5.055565
0.27	5.247424
0.28	5.439284
0.29	5.631143
0.30	5.823003
0.31	6.014862
0.32	6.206722
0.33	6.398581
0.34	6.590441
0.35	6.782299
0.36	6.974159
0.37	7.166018
0.38	7.357877
0.39	7.549737
0.40	7.741596
0.41	7.933455
0.42	8.125315
0.43	8.317174
0.44	8.509034
0.45	8.700893
0.46	8.892753
0.47	9.084612
0.48	9.276472
0.49	9.468331
0.50	9.660191
0.51	9.852050
0.52	10.043910
0.53	10.235769
0.54	10.427629
0.55	10.619488
0.56	10.811348
0.57	11.003207
0.58	11.195067
0.59	11.386926
0.60	11.578786
0.61	11.770645
0.62	11.962505
0.63	12.154364
0.64	12.346224
0.65	12.538083
0.66	12.729943
0.67	12.921802
0.68	13.113662
0.69	13.305521
0.70	13.497381
0.71	13.689240
0.72	13.881100
0.73	14.072959
0.74	14.264819
0.75	14.456678
0.76	14.648538
0.77	14.840397
0.78	15.032257
0.79	15.224116
0.80	15.415976
0.81	15.607835
0.82	15.799695
0.83	15.991554
0.84	16.183414
0.85	16.375273
0.86	16.567133
0.87	16.758992
0.88	16.950852
0.89	17.142711
0.90	17.334571
0.91	17.526430
0.92	17.718290
0.93	17.910149
0.94	18.102009
0.95	18.293868
0.96	18.485728
0.97	18.677587
0.98	18.869447
0.99	19.061306
1.00	19.253166
1.01	19.445025
1.02	19.636885
1.03	19.828744
1.04	20.020604
1.05	20.212463
1.06	20.404323
1.07	20.596182
1.08	20.788042
1.09	20.979901
1.10	21.171761
1.11	21.363620
1.12	21.555480
1.13	21.747339
1.14	21.939199
1.15	22.131058
1.16	22.322918
1.17	22.514777
1.18	22.706637
1.19	22.898496
1.20	23.090356
1.21	23.282215
1.22	23.474075
1.23	23.665934
1.24	23.857794
1.25	24.049653
1.26	24.241513
1.27	24.433372
1.28	24.625232
1.29	24.817091
1.30	25.008951
1.31	25.200810
1.32	25.392670
1.33	25.584529
1.34	25.776389
1.35	25.968248
1.36	26.160108
1.37	26.351967
1.38	26.543827
1.39	26.735686
1.40	26.927546
1.41	27.119405
1.42	27.311265
1.43	27.503124
1.44	27.694984
1.45	27.886843
1.46	28.078703
1.47	28.270562
1.48	28.462422
1.49	28.654281
1.50	28.846141
1.51	29.038000
1.52	29.229860
1.53	29.421719
1.54	29.613579
1.55	29.805438
1.56	29.997298
1.57	30.189157
1.58	30.381017
1.59	30.572876
1.60	30.764736
1.61	30.956595
1.62	31.148455
1.63	31.340314
1.64	31.532174
1.65	31.724033
1.66	31.915893
1.67	32.107752
1.68	32.299612
1.69	32.491471
1.70	32.683331
1.71	32.875190
1.72	33.067050
1.73	33.258909
1.74	33.450769
1.75	33.642628
1.76	33.834488
1.77	34.026347
1.78	34.218207
1.79	34.410066
1.80	34.601926
1.81	34.793785
1.82	34.985645
1.83	35.177504
1.84	35.369364
1.85	35.561223
1.86	35.753083
1.87	35.944942
1.88	36.136802
1.89	36.328661
1.90	36.520521
1.91	36.712380
1.92	36.904240
1.93	37.096100
1.94	37.287959
1.95	37.479819
1.96	37.671678
1.97	37.863538
1.98	38.055397
1.99	38.247257
2.00	38.439116
2.01	38.630976
2.02	38.822835
2.03	39.014695
2.04	39.206554
2.05	39.398414
2.06	39.590273
2.07	39.782133
2.08	39.973992
2.09	40.165852
2.10	40.357711
2.11	40.549571
2.12	40.741430
2.13	40.933290
2.14	41.125149
2.15	41.317009
2.16	41.508868
2.17	41.700728
2.18	41.892587
2.19	42.084447
2.20	42.276306
2.21	42.468166
2.22	42.660025
2.23	42.851885
2.24	43.043744
2.25	43.235604
2.26	43.427463
2.27	43.619323
2.28	43.811182
2.29	44.003042
2.30	44.194901
2.31	44.386761
2.32	44.578620
2.33	44.770480
2.34	44.962339
2.35	45.154199
2.36	45.346058
2.37	45.537918
2.38	45.729777
2.39	45.921637
2.40	46.113496
2.41	46.305356
2.42	46.497215
2.43	46.689075
2.44	46.880934
2.45	47.072794
2.46	47.264653
2.47	47.456513
2.48	47.648372
2.49	47.840232
2.50	48.032091
2.51	48.223951
2.52	48.415810
2.53	48.607670
2.54	48.799529
2.55	48.991389
2.56	49.183248
2.57	49.375108
2.58	49.566967
2.59	49.758827
2.60	49.950686
2.61	50.142546
2.62	50.334405
2.63	50.526265
2.64	50.718124
2.65	50.910084
2.66	51.101943
2.67	51.293803
2.68	51.485662
2.69	51.677522
2.70	51.869381
2.71	52.061241
2.72	52.253100
2.73	52.444960
2.74	52.636819
2.75	52.828679
2.76	53.020538
2.77	53.212398
2.78	53.404257
2.79	53.596117
2.80	53.787976
2.81	53.979836
2.82	54.171695
2.83	54.363555
2.84	54.555414
2.85	54.747274
2.86	54.939133
2.87	55.130993
2.88	55.322852
2.89	55.514712
2.90	55.706571
2.91	55.898431
2.92	56.090290
2.93	56.282150
2.94	56.474009
2.95	56.665869
2.96	56.857728
2.97	57.049588
2.98	57.241447
2.99	57.433307
3.00	57.625166

Calibration points over high and low flow periods are used to determine the site specific stage discharge curve which can subsequently be used to determine the hydrograph from transducer readings.

A least squares fit determines the curve expressed by $Q = C(h-a)^B$ where

- Q = discharge (m³/s)
- C and B describe the channel configuration (B < 2.6 for natural channels)
- a = determines base flow at the bottom of the staff gauge and/or transducer.

Calibration Points

Gauging Site (HKP)

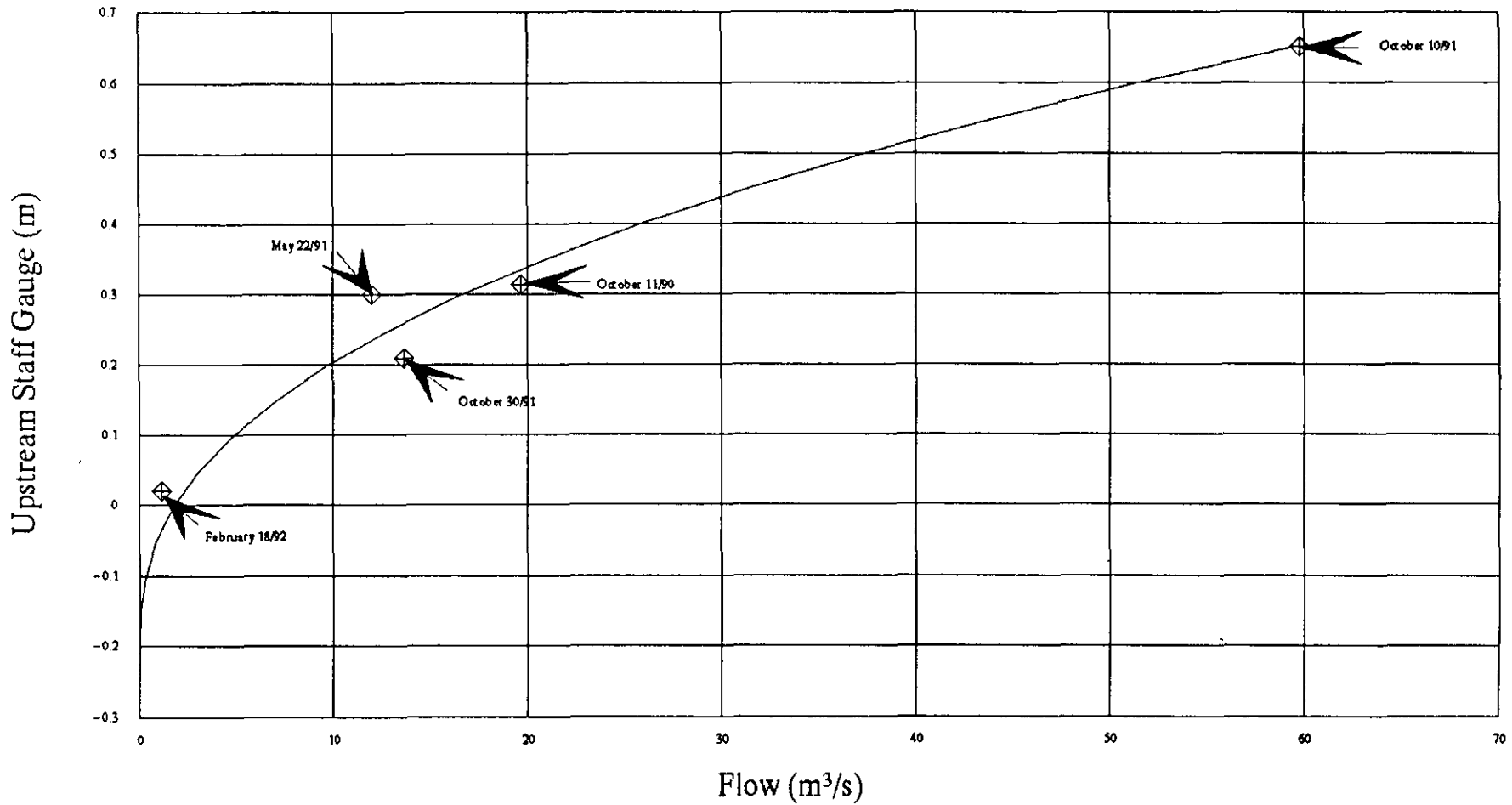
Depth u/s	Date	Flow
0.300 HKP	22-May-91	11.9831
0.271 HKP	30-Oct-91	13.6405
0.255 HKP	10-Oct-91	50.6772
0.312 HKP	11-Oct-90	19.695
0.02 HKP	18-Feb-92	1.16

88	124	
2.4	1.688	
0.3		0.3
16.67288	21.9941	0.21
10.32533	10.6522	0.65
59.2283	0.6526	0.312
17.81337	8.2331	0.02
2.324326	1.3557	
Std Dev	2.75116	

Notes:

RED MOUNTAIN PROJECT

Bitter Creek – Stage Discharge Curve



— Calibration curve

$$Q = 88(h - 0.20)^{2.4}$$

APPENDIX C-3
HYDROGRAPH

Bitter Creek C 88 L:\HALLAM\H1231\HYDRO\GRAPH.WK3
 Hydrograph B 2.4 23-Jun-92
 a 0.1212

Oct 11, 1990 - Oct 30, 1991

Previous File: AVG.wk3

File: GRAPH.wk3

$$q = 88*(h-0.1212)^2.4$$

DATE

Minimum Maximum Average

DATE	Minimum	Maximum	Average
10/12/90	1.950583	17.08814	5.53572014471
10/13/90	0.138973	2.025159	0.66147370159
10/14/90	0.046283	0.535469	0.23984506272
10/15/90	0	0.200768	0.04288622075
10/16/90	0	0.080952	0.0165927746
10/17/90	0	0.111712	0.01820527352
10/18/90	0	0	0
10/19/90	0	0.080952	0.02461147241
10/20/90	0	0.083879	0.00953076778
10/21/90	0	0	0
10/22/90	0	0	0
10/23/90	0	0.000359	0.00001494975
10/24/90	0	2.719551	0.33319729538
10/25/90	0.818802	4.488529	2.43238773799
10/26/90	0.0088	0.793287	0.23932611517
10/27/90	0	0.326001	0.13146966196
10/28/90	0.000062	0.132418	0.05074137727
10/29/90	0	0.183362	0.04962792906
10/30/90	0	0.114005	0.02765635015
10/31/90	0	0.00375	0.00019866716
11/01/90	0	0.001672	0.0001938414
11/02/90	0	0	0
11/03/90	0	0	0
11/04/90	0	0	0
11/05/90	0	0	0
11/06/90	0	0	0
11/07/90	0	0	0
11/08/90	0	0.111712	0.00465465642
11/09/90	0	0	0
11/10/90	0	0	0
11/11/90	0	0	0
11/12/90	0	0	0
11/13/90	0	0	0
11/14/90	0	0	0
11/15/90	0	0	0
11/16/90	0	0	0
11/17/90	0	0	0
11/18/90	0	0	0
11/19/90	0	0	0
11/20/90	0	0	0
11/21/90	0	0.177232	0.02480504625
11/22/90	0	0.793287	0.11555707933
11/23/90	0	0.793287	0.19802381461
11/24/90	0	0.000062	2.611429E-06
11/25/90	0	0	0
11/26/90	0	0	0
11/27/90	0	0.066425	0.01773123251
11/28/90	0	0.006839	0.00055684169
11/29/90	0	0.142889	0.03941338363
11/30/90	0	0.222721	0.06868225281
12/01/90	0	0	0
12/02/90	0	0	0
12/03/90	0	0	0
12/04/90	0	0.368695	0.06024478488
12/05/90	0	0.244092	0.02683810201
12/06/90	0	0	0
12/07/90	0	0	0
12/08/90	0	0	0
12/09/90	0	0.204101	0.03725099353
12/10/90	0	0	0
12/11/90	0	0	0

12/12/90	0	0	0
12/13/90	0	0	0
12/14/90	0	0	0
12/15/90	0	0.086868	0.00520647869
12/16/90 D	0	0	0
12/17/90	0	0.180232	0.01960694381
12/18/90	0	0.1483	0.05111901654
12/19/90	0	0	0
12/20/90	0	0	0
12/21/90	0	0	0
12/22/90	0	0	0
12/23/90	0	0	0
12/24/90	0	0	0
12/25/90	0	0	0
12/26/90	0	0	0
12/27/90	0	0	0
12/28/90	0	0	0
12/29/90	0	0	0
12/30/90	0	0.053545	0.00886167118
12/31/90	0.066425	0.189613	0.11675264955
01/01/91	0	0.103751	0.01634155032
01/02/91	0	0	0
01/03/91	0	0	0
01/04/91	0	0	0
01/05/91	0	0	0
01/06/91	0	0	0
01/07/91	0	0	0
01/08/91	0	0	0
01/09/91	0	0	0
01/10/91	0	0	0
01/11/91	0	0	0
01/12/91	0	0	0
01/13/91	0	0	0
01/14/91	0	0	0
01/15/91 J	0	0	0
01/16/91	0	0	0
01/17/91	0	0	0
01/18/91	0	0	0
01/19/91	0	0	0
01/20/91	0	0	0
01/21/91	0	0	0
01/22/91	0	0	0
01/23/91	0	0	0
01/24/91	0	0	0
01/25/91	0	0	0
01/26/91	0	0	0
01/27/91	0	0	0
01/28/91	0	0	0
01/29/91	0	0	0
01/30/91	0	0	0
01/31/91	0	0	0
02/01/91	0	0	0
02/02/91	0	0	0
02/03/91	0	0	0
02/04/91	0	0	0
02/05/91	0	0	0
02/06/91	0	0	0
02/07/91	0	0	0
02/08/91	0	0	0
02/09/91	0	0	0
02/10/91	0	0	0
02/11/91	0	0	0
02/12/91	0	0	0
02/13/91	0	0	0
02/14/91 F	0	0	0
02/15/91	0	0	0
02/16/91	0	0	0
02/17/91	0	0	0
02/18/91	0	0	0
02/19/91	0	0	0

02/20/91	0	0	0
02/21/91	0	0	0
02/22/91	0	0	0
02/23/91	0	0	0
02/24/91	0	0	0
02/25/91	0	0	0
02/26/91	0	0	0
02/27/91	0	0	0
02/28/91	0	0	0
03/01/91	0	0	0
03/02/91	0	0.0088	0.00066268997
03/03/91	0.001883	0.229718	0.07425829937
03/04/91	0	0.171224	0.04005906526
03/05/91	0	0.027617	0.00268512212
03/06/91	0	0	0
03/07/91	0	0	0
03/08/91	0	0	0
03/09/91	0	0	0
03/10/91	0	0	0
03/11/91	0	0	0
03/12/91	0	0	0
03/13/91	0	0	0
03/14/91	0	0	0
03/15/91	0	0	0
03/16/91 M	0	0	0
03/17/91	0	0	0
03/18/91	0	0	0
03/19/91	0	0	0
03/20/91	0	0	0
03/21/91	0	0	0
03/22/91	0	0	0
03/23/91	0	0	0
03/24/91	0	0	0
03/25/91	0	0	0
03/26/91	0	0	0
03/27/91	0	0	0
03/28/91	0	0	0
03/29/91	0	0	0
03/30/91	0	0	0
03/31/91	0	0	0
04/01/91	0	0	0
04/02/91	0	0	0
04/03/91	0	0	0
04/04/91	0	0	0
04/05/91	0	0	0
04/06/91	0	0	0
04/07/91	0	0	0
04/08/91	0	0	0
04/09/91	0	0	0
04/10/91	0	0	0
04/11/91	0	0	0
04/12/91	0	0	0
04/13/91	0	0	0
04/14/91	0	0	0
04/15/91 A	0	0	0
04/16/91	0	0	0
04/17/91	0	0.071706	0.00477978017
04/18/91	0	0.233206	0.03025291097
04/19/91	0	0.432005	0.09853693095
04/20/91	0	0.482119	0.15276973142
04/21/91	0	0.68163	0.20346657076
04/22/91	0	0.760775	0.24934493407
04/23/91	0	0.648922	0.13630466942
04/24/91	0	0.321617	0.07279419339
04/25/91	0.069036	0.363984	0.23368784405
04/26/91	0	0.251471	0.05324275837
04/27/91	0	0.487666	0.06457965221
04/28/91	0	0.326001	0.1096827763
04/29/91	0	0.44228	0.08717205765
04/30/91	0	0.498691	0.12986879165

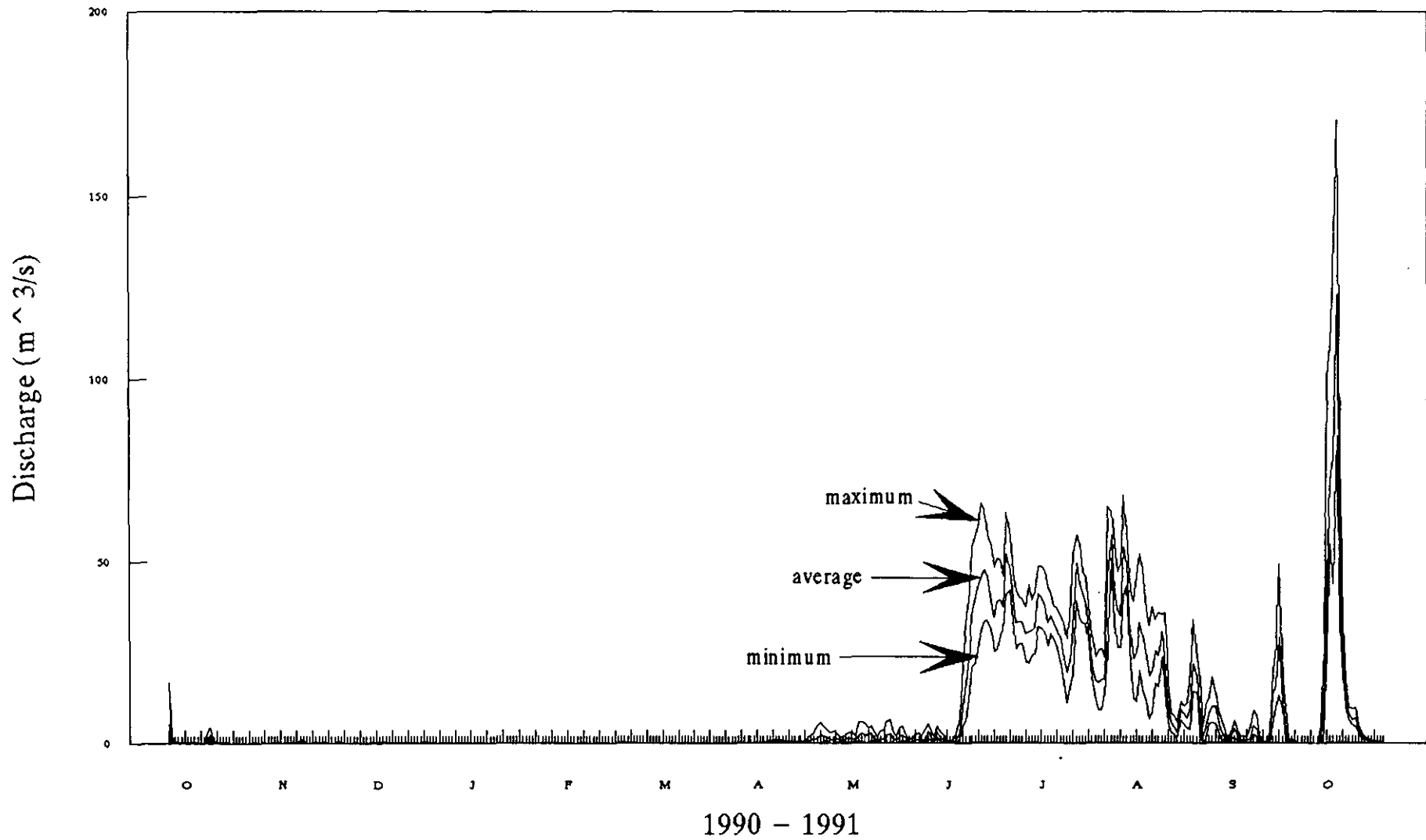
05/01/91	0	1.220855	0.25188606754
05/02/91	0	2.179661	0.64579724875
05/03/91	0	2.645291	1.02767265738
05/04/91	0	4.846504	1.42852436439
05/05/91	0.020109	5.79567	2.17698079363
05/06/91	0.114005	4.732152	1.84498630637
05/07/91	0.785915	3.756599	1.74276709705
05/08/91	0	3.059507	0.96455666872
05/09/91	0.002222	3.389	0.90734507773
05/10/91	0.138973	3.083666	1.40135961553
05/11/91	0.274379	1.981764	0.87302561515
05/12/91	0.313093	1.668447	0.76021101972
05/13/91	0.177232	2.423256	1.02272871417
05/14/91	0.251471	2.902085	1.51028071787
05/15/91	M 0.165336	2.956761	1.02730421286
05/16/91	0.114005	1.932495	0.7452889289
05/17/91	0.135035	5.829962	1.87704352523
05/18/91	0.103751	5.725925	2.6283786238
05/19/91	0.029714	5.375092	2.11408294411
05/20/91	0.053545	4.175314	2.06854416439
05/21/91	0.852724	4.609403	2.79964423502
05/22/91	0.142889	2.956761	1.17069196703
05/23/91	0.069036	1.607297	0.72446098014
05/24/91	0	3.123836	0.82643721067
05/25/91	0	3.774941	1.23631622658
05/26/91	0.008026	6.066297	2.07915093841
05/27/91	0.292297	6.294545	2.50612817596
05/28/91	0.044263	3.059507	1.05677885652
05/29/91	0	1.950583	0.67815869151
05/30/91	0.326001	4.079828	1.59444588592
05/31/91	0.382726	4.568902	2.10119923311
06/01/91	0.41432	1.981764	1.14133648926
06/02/91	0.000062	0.97919	0.31494658848
06/03/91	0	1.161013	0.2130870186
06/04/91	0	2.395444	0.65854309347
06/05/91	0	2.565129	0.81242485479
06/06/91	0.099366	1.679506	0.6568711049
06/07/91	0.000012	3.756599	0.85660520803
06/08/91	1.356247	5.037128	3.31947665104
06/09/91	0.579922	3.50076	1.52230842884
06/10/91	0.034215	1.504864	0.47156668505
06/11/91	1.542199	4.549062	2.87710053638
06/12/91	0.189613	3.083666	1.41876006629
06/13/91	0.339067	2.179661	0.88437086623
06/14/91	J 0.039051	0.718879	0.28519687955
06/15/91	0.031354	0.541365	0.20395593951
06/16/91	0.011054	0.675101	0.22328788174
06/17/91	0	2.674753	0.5338405684
06/18/91	0.97919	6.51632	2.71233503224
06/19/91	4.379207	21.63081	9.65782071679
06/20/91	6.101513	32.54938	16.1095128543
06/21/91	14.15383	41.64561	25.6244057181
06/22/91	20.9113	53.89416	34.7975039389
06/23/91	22.03319	57.27867	39.9150439931
06/24/91	27.2916	60.41904	43.4794245113
06/25/91	30.79779	65.93771	45.8108202291
06/26/91	33.28275	64.08019	47.5011337332
06/27/91	33.57452	57.10226	45.4572173684
06/28/91	31.26138	54.14876	38.5732841337
06/29/91	24.91841	48.35669	34.2512929185
06/30/91	25.79837	50.83427	38.8340376001
07/01/91	29.16295	50.34156	39.2306030969
07/02/91	30.98356	45.7172	37.4071352597
07/03/91	40.70015	63.51609	51.7876789039
07/04/91	41.83094	56.66114	47.1061367844
07/05/91	33.50885	46.81099	39.7621498061
07/06/91	25.71484	42.08926	32.8280649574
07/07/91	27.17715	40.051	33.2403392585
07/08/91	27.12098	39.51507	33.1541591363
07/09/91	22.10953	37.20823	29.9110751689

07/10/91	21.98183	43.42924	30.50522065
07/11/91	24.13829	39.16168	30.7425200226
07/12/91	24.48596	41.49915	31.4327958761
07/13/91	31.75981	48.51681	40.7845775063
07/14/91 J	31.57135	48.59568	40.0885457168
07/15/91	30.49031	47.24445	37.900924197
07/16/91	26.58138	42.94314	33.0231805283
07/17/91	30.00364	40.80933	34.8972626523
07/18/91	28.13116	37.65543	32.9059147074
07/19/91	26.13227	36.96786	31.1714385337
07/20/91	21.50474	34.94936	28.1801835297
07/21/91	16.74142	32.8667	23.2250199598
07/22/91	11.00513	28.77784	19.3626912376
07/23/91	15.00857	34.09406	22.4072199337
07/24/91	18.93286	52.16188	31.5783051603
07/25/91	38.94868	57.36554	49.4628465866
07/26/91	34.19255	54.75019	43.5604178847
07/27/91	32.8667	47.12553	41.0445123075
07/28/91	32.73914	45.37027	38.4739099205
07/29/91	26.80761	37.79383	31.2688843504
07/30/91	17.75019	29.73238	21.1360998841
07/31/91	11.77908	23.60841	17.0378492944
08/01/91	9.027592	25.41108	16.4629707139
08/02/91	9.087809	25.71484	17.2796821028
08/03/91	13.53562	23.31945	17.5973314901
08/04/91	24.48596	65.17039	45.8278676231
08/05/91	50.50549	63.70382	57.0740608714
08/06/91	32.54938	54.49114	41.6625231342
08/07/91	25.93674	46.96811	36.5119739841
08/08/91	25.93674	49.20013	34.8922841789
08/09/91	40.22979	68.06589	53.8117123346
08/10/91	43.0166	58.07503	49.2395200403
08/11/91	21.00953	41.64561	29.9652750578
08/12/91	12.06294	38.63276	22.9925677844
08/13/91 A	11.22537	45.98923	24.8983682964
08/14/91	19.68191	51.86906	32.7810336383
08/15/91	14.46834	47.71928	29.5013563264
08/16/91	11.22537	36.42313	23.5169861512
08/17/91	6.566123	32.26283	18.4148173763
08/18/91	8.568588	37.20823	19.722605451
08/19/91	16.06038	33.76775	25.3778111988
08/20/91	15.43616	35.6807	23.8926384231
08/21/91	23.60841	35.04707	30.296625971
08/22/91	13.86232	35.6807	19.8814034042
08/23/91	5.725925	16.78525	9.64359064142
08/24/91	3.059507	7.912966	5.60935449062
08/25/91	2.340384	7.774097	4.45616330784
08/26/91	1.183776	5.725925	2.90279439044
08/27/91	6.162052	11.14053	9.04176482911
08/28/91	5.037128	10.16429	7.83016298804
08/29/91	4.1084	10.9378	6.91984176521
08/30/91	3.930204	19.68191	9.54291355403
08/31/91	13.97773	33.76775	21.7094126266
09/01/91	13.66952	23.26636	18.0868027232
09/02/91	3.25484	17.46217	7.66902089894
09/03/91	0.260843	4.609403	1.54806130156
09/04/91	1.004181	10.40667	4.40471126601
09/05/91	5.220598	12.42185	7.95119235235
09/06/91	5.554453	17.75019	9.79549896414
09/07/91	5.286696	13.44098	9.85023181152
09/08/91	2.972196	8.862965	5.68809452308
09/09/91	0.601406	6.258682	3.01033481305
09/10/91	0.718879	3.847625	1.58593354654
09/11/91	0.004597	1.183776	0.51113183989
09/12/91 S	1.089669	3.364021	1.81645497597
09/13/91	1.239646	6.101513	3.77846924787
09/14/91	0.529798	3.50076	1.88260336292
09/15/91	0.020109	1.963101	0.49968621785
09/16/91	0.326001	1.806303	0.75809291627
09/17/91	0	1.207101	0.39655082559

09/18/91	0.128673	4.732152	1.26038454404
09/19/91	2.179661	8.700103	4.58989472234
09/20/91	1.859555	7.636666	3.91529237434
09/21/91	0.083879	2.166355	0.67484461968
09/22/91	0	0.601406	0.07058763993
09/23/91	0	0.000359	0.00001494975
09/24/91	0	2.995955	0.51587805566
09/25/91	4.701794	19.75339	13.1786234146
09/26/91	9.924195	26.29926	15.7389459919
09/27/91	12.84251	49.12069	28.7268030119
09/28/91	8.937223	17.00107	11.3411037541
09/29/91	1.174759	9.671018	3.55074015972
09/30/91	0	1.183776	0.19616098371
10/01/91	0	0.718879	0.18544146324
10/02/91	0	0.648922	0.11393660333
10/03/91	0	0	0
10/04/91	0	0	0
10/05/91	0	0	0
10/06/91	0	0	0
10/07/91	0	0	0
10/08/91	0	0	0
10/09/91	0	0	0
10/10/91	0	4.568902	2.17077835444
10/11/91	2.645291	26.29926	8.74137642128
10/12/91	25.35706	100.2225	45.7493096591
10/13/91	54.75019	108.9433	71.7516607875
10/14/91	43.54264	128.7331	78.4607469181
10/15/91	84.31456	170.6038	123.070309493
10/16/91	31.57135	80.81438	49.1136244341
10/17/91	18.28981	31.88513	23.5958251426
10/18/91	9.765641	17.17547	12.537251462
10/19/91	6.356196	9.469201	7.87961920475
10/20/91	4.773486	9.392391	6.23449039485
10/21/91	4.379207	9.671018	6.74064386694
10/22/91	2.956761	4.773486	3.78258147874
10/23/91	1.183776	3.389	1.98266198016
10/24/91	0.914683	1.679506	1.30307759202
10/25/91	0.473955	1.161013	0.77506231533
10/26/91	0.153828	0.629579	0.42989747846
10/27/91	0.114005	0.421871	0.27401279529
10/28/91	0.053545	0.210752	0.12222084026
10/29/91	0.044263	0.189613	0.09453615596
10/30/91	0.02369	0.118753	0.06443949285

RED MOUNTAIN PROJECT

Bitter Creek - Hydrograph



APPENDIX D-1

**WATER QUALITY
BOND GOLD CANADA INC.**

BOND GOLD CANADA INC.
RED MOUNTAIN PROJECT

WATER QUALITY PROGRAM
SEPTEMBER 27, 1990

WATER QUALITY STATIONS

Site Number		#1	#2	#3	#4	#5	#6	#7
PARAMETERS								
Physical Tests								
Conductivity	umhos/cm	98.1	88.5	108	61.8	94.4	344	92
Total Dissolved Solids		66	55.7	69.6	39.5	68.5	247	61.9
Hardness	CaCO3	42.3	36	45.5	25.1	42.7	169	37.2
pH		6.79	6.94	7.16	8.65	8.14	7.85	6.83
Total Suspended Solids		<1.0	<1.0	<1.0	338	356	<1.0	1.3
Turbidity	NTU	0.2	0.1	0.2	183	162	0.5	0.2
Anions								
Alkalinity	CaCO3	6.8	6.9	10.8	13.6	28.4	56.3	4.1
Chloride	Cl	<0.5	<0.5	<0.5	1.9	1.6	<0.5	<0.5
Fluoride	F	0.04	0.03	0.04	0.02	0.03	0.02	0.02
Sulphate	SO4	32.5	28.5	33.6	7.9	11.3	115	32.9
Nutrients								
Ammonia Nitrogen	N	<0.005	<0.005	<0.005	<0.005	0.029	0.006	<0.005
Nitrate Nitrogen	N	0.066	0.006	<0.005	<0.005	0.008	<0.005	0.014
Nitrite Nitrogen	N	<0.001	<0.001	<0.001	<0.001	<0.001	<0.001	<0.001
ortho-Phosphate	P	<0.001	<0.001	<0.001	<0.001	<0.001	<0.001	<0.001
Total Dissolved Phosphate	P	<0.001	<0.001	<0.001	<0.001	<0.001	<0.001	<0.001
Total Phosphorus	P	<0.001	0.005	<0.001	0.056	0.012	<0.001	0.004
Cyanides								
Total Cyanide	CN	<0.001	0.001	<0.001	<0.001	<0.001	<0.001	<0.001
Total Metals								
Aluminum	T-Al	0.017	0.017	0.043	3.18	1.91	0.013	0.033
Antimony	T-Sb	0.0007	<0.0001	<0.0001	0.0005	0.0005	0.0066	<0.0001
Arsenic	T-As	0.0012	<0.0001	0.0002	0.0014	0.0008	0.0022	<0.0001
Barium	T-Ba	0.017	0.019	0.025	0.068	0.072	0.013	0.023
Beryllium	T-Be	<0.005	<0.005	<0.005	<0.005	<0.005	<0.005	<0.005
Bismuth	T-Bi	<0.10	<0.10	<0.10	<0.10	<0.10	<0.10	<0.10
Boron	T-B	<0.10	<0.10	<0.10	<0.10	<0.10	<0.10	<0.10
Cadmium	T-Cd	0.0003	0.0004	<0.0002	<0.0002	<0.0002	<0.0002	0.0015
Calcium	T-Ca	15.1	12.5	15.7	10.3	16.4	58.2	12.8
Chromium	T-Cr	<0.001	<0.001	<0.001	0.003	0.001	<0.001	<0.001
Cobalt	T-Co	<0.001	<0.001	<0.001	<0.001	<0.001	<0.001	<0.001
Copper	T-Cu	0.018	0.003	0.004	0.004	0.001	<0.001	0.003
Iron	T-Fe	<0.030	<0.030	<0.030	2.63	1.21	0.043	<0.030
Lead	T-Pb	<0.001	<0.001	<0.001	0.002	0.001	0.002	<0.001
Magnesium	T-Mg	1.86	1.67	1.91	1.83	2.12	8.28	1.59
Manganese	T-Mn	0.008	<0.005	0.006	0.061	0.03	0.018	0.029
Mercury	T-Hg	0.00011	0.00002	<0.00001	0.00002	<0.00001	0.00005	0.00021
Molybdenum	T-Mo	0.003	0.003	0.006	<0.001	<0.001	0.048	<0.001
Nickel	T-Ni	0.001	0.002	<0.001	0.002	<0.001	<0.001	0.002
Selenium	T-Se	<0.0005	<0.0005	<0.0005	<0.0005	<0.0005	0.0029	<0.0005
Silicon	T-Si	1.89	2.4	3	6.33	4.59	4.3	2.36
Silver	T-Ag	<0.0001	<0.0001	<0.0001	<0.0001	<0.0001	0.0002	<0.0001
Strontium	T-Sr	0.053	0.068	0.087	0.056	0.086	1.17	0.059
Uranium	T-U	0.0001	0.00013	<0.00005	0.00025	0.00005	0.0004	0.0001
Vanadium	T-V	<0.030	<0.030	<0.030	<0.030	<0.030	<0.030	<0.030
Zinc	T-Zn	0.014	0.01	0.008	0.008	0.006	<0.005	0.032

Bond Gold Canada Inc.
 Red Mountain Project
 Water Quality Data
 September, 27 1991 (cont'd)

Site Number		#1	#2	#3	#4	#5	#6	#7
Dissolved Metals								
Aluminum	D-Al	0.015	0.013	0.033	0.2	0.14	0.013	0.025
Antimony	D-Sb	<0.0001	<0.0001	<0.0001	0.0003	0.0003	0.0056	<0.0001
Arsenic	D-As	0.0003	<0.0001	<0.0001	0.0008	0.0006	0.0019	<0.0001
Barium	D-Ba	0.017	0.019	0.025	0.015	0.027	0.013	0.021
Beryllium	D-Be	<0.005	<0.005	<0.005	<0.005	<0.005	<0.005	<0.005
Bismuth	D-Bi	<0.10	<0.10	<0.10	<0.10	<0.10	<0.10	<0.10
Boron	D-B	<0.10	<0.10	<0.10	<0.10	<0.10	<0.10	<0.10
Cadmium	D-Cd	0.0003	0.0003	<0.0002	<0.0002	<0.0002	<0.0002	0.001
Calcium	D-Ca	14.1	11.8	15.1	8.8	14.7	54.6	12.5
Chromium	D-Cr	<0.001	<0.001	<0.001	<0.001	<0.001	<0.001	<0.001
Cobalt	D-Co	<0.001	<0.001	<0.001	<0.001	<0.001	<0.001	<0.001
Copper	D-Cu	0.018	0.003	0.004	0.001	<0.001	<0.001	0.003
Iron	D-Fe	<0.030	<0.030	<0.030	0.053	<0.030	<0.030	<0.030
Lead	D-Pb	<0.001	<0.001	<0.001	<0.001	<0.001	<0.001	<0.001
Magnesium	D-Mg	1.7	1.54	1.84	0.73	1.42	7.7	1.41
Manganese	D-Mn	0.008	<0.005	<0.005	<0.005	0.008	0.018	0.029
Molybdenum	D-Mo	0.003	0.002	0.005	<0.001	<0.001	0.047	<0.001
Nickel	D-Ni	0.001	<0.001	<0.001	<0.001	<0.001	<0.001	0.001
Potassium	D-K	0.07	0.09	0.12	0.25	0.45	0.1	0.1
Selenium	D-Se	<0.0005	<0.0005	<0.0005	<0.0005	<0.0005	0.0028	<0.0005
Silicon	D-Si	1.77	2.3	2.7	0.371	0.498	3.9	2.18
Silver	D-Ag	<0.0001	<0.0001	<0.0001	<0.0001	<0.0001	0.0001	<0.0001
Sodium	D-Na	0.83	0.96	1.2	0.34	0.47	3.54	0.94
Strontium	D-Sr	0.048	0.065	0.079	0.046	0.074	1.05	0.056
Uranium	D-U	<0.00005	<0.00005	<0.00005	<0.00005	<0.00005	0.0002	0.00005
Vanadium	D-V	<0.030	<0.030	<0.030	<0.030	<0.030	<0.030	<0.030
Zinc	D-Zn	0.014	0.01	0.008	<0.005	<0.005	<0.005	0.032

BOND GOLD CANADA INC.
RED MOUNTAIN PROJECT

WATER QUALITY PROGRAM
OCTOBER 10, 1990

WATER QUALITY STATIONS

Site Number		#1	#2	#3	#4	#5	#6	#7	#8	#9	
PARAMETER											
Physical Tests											
Conductivity	umhos	135	97.5	122	126	189	342	-	131	161	
Total Diss. Solids		90	60	80	80	120	230	-	80	100	
Hardness	CaCO3	57.7	40	54	58.9	92.6	169	-	61.1	81.4	
pH		6.45	6.74	6.84	7.69	7.7	7.77	-	8.02	8.06	
Total Susp. Solids	<	1 <	1 <	1	93.3	81.3 <	1	-	4	18	
Turbidity	NTU	0.1	0.2	0.1	110	74.5	0.6	-	6.6	23.1	
Anions											
Alkalinity	CaCO3	9.3	7.7	13	28.7	59.2	58.3	-	47.4	55.3	
Chloride	Cl <	0.5	0.6	0.6	0.9	0.8	0.7	-	0.8	0.7	
Fluoride	F	0.05	0.04	0.05	0.03	0.04	0.09	-	0.05	0.04	
Sulphate	SO4	48.5	34.4	40.6	26.7	37.4	108	-	14.5	24.4	
Nutrients											
Ammonia Nitrogen	<	0.005	0.019 <	0.005	0.027	0.019 <	0.005	-	<	0.005	0.009
Nitrate Nitrogen		1.75 <	0.005 <	0.005 <	0.005	0.11 <	0.005	-		0.15	0.13
Nitrite Nitrogen		0.02 <	0.001 <	0.001 <	0.001	0.002 <	0.001	-		0.001	0.002
Total Dissolved P		0.001	0.002 <	0.001	0.038	0.039	0.002	-		0.007	0.016
ortho-Phosphate		0.001	0.002 <	0.001	0.02	0.021 <	0.001	-		0.005	0.01
Total Phosphorus		0.001	0.002 <	0.001	0.12	0.04	0.002	-		0.016	0.072
Cyanide											
Total Cyanide	CN <	0.001 <	0.001 <	0.001 <	0.001 <	0.001 <	0.001 <	0.001 <	0.001 <	0.001 <	0.001
Total Metals											
Aluminum	T-Al	0.01	0.056	0.061	5.06	3.55	5.06	3.55 <	0.005	0.35	
Antimony	T-Sb	<	0.0001 <	0.0001 <	0.0015	0.001	0.0055 <	0.0001	0.0002	0.0004	
Arsenic	T-As	0.0005	0.0004	0.0004	0.0065	0.0038	0.0026	0.0005	0.0009	0.0014	
Barium	T-Ba	0.019	0.024	0.027	0.082	0.078	0.012	0.027	0.095	0.073	
Beryllium	T-Be	<	0.005 <	0.005 <	0.005 <	0.005 <	0.005 <	0.005 <	0.005 <	0.005	
Bismuth	T-Bi	<	0.1 <	0.1 <	0.1 <	0.1 <	0.1 <	0.1 <	0.1 <	0.1	
Boron	T-B	<	0.1 <	0.1 <	0.1 <	0.1 <	0.1 <	0.1 <	0.1 <	0.1	
Cadmium	T-Cd	<	0.0002	0.0002	0.0003 <	0.0002 <	0.0002	0.0005 <	0.0002 <	0.0002	
Calcium	T-Ca	19.8	13.4	18.2	22.8	30.3	54.9	20.5	21.3	28.1	
Chromium	T-Cr	<	0.001 <	0.001 <	0.001	0.016	0.009 <	0.001 <	0.001 <	0.001 <	
Cobalt	T-Co	<	0.001 <	0.001 <	0.001 <	0.001 <	0.001 <	0.001 <	0.001 <	0.001	
Copper	T-Cu	0.012	0.006	0.008	0.016	0.007 <	0.001	0.004 <	0.001	0.002	
Iron	T-Fe	<	0.03 <	0.03 <	5.97	4.06	0.058	0.074	0.171	0.506	
Lead	T-Pb	0.002	0.002	0.002	0.017	0.013	0.002	0.002	0.002	0.002	
Magnesium	T-Mg	2.12	1.68	2.02	4.63	5.28	7.98	1.58	1.99	2.8	
Manganese	T-Mn	<	0.005 <	0.005 <	0.158	0.112	0.02 <	0.005	0.022	0.037	
Mercury	T-Hg	<	0.00005 <	0.00005 <	0.00005 <	0.00005 <	0.00005 <	0.00005 <	0.00005	0.00006	
Molybdenum	T-Mo	0.003	0.004	0.006	0.006	0.004	0.035 <	0.001 <	0.001	0.002	
Nickel	T-Ni	0.007	0.003	0.002	0.002	0.001	0.001	0.002	0.002	0.001	
Nickel	T-Ni	0.007	0.003	0.002	0.002	0.001	0.001	0.002	0.002	0.001	
Selenium	T-Se	<	0.0005 <	0.0005 <	0.0009	0.0005	0.0018	0.0005 <	0.0005	0.0005	
Silicon	T-Si	1.83	2.6	3.2	9.01	6.97	4.07	2.34	1.29	1.54	
Silver	T-Ag	<	0.0001 <	0.0001 <	0.0001 <	0.0001 <	0.0001 <	0.0001 <	0.0001 <	0.0001	
Strontium	T-Sr	0.065	0.073	0.091	0.135	0.17	1.16	0.085	0.137	0.151	
Uranium	T-U	<	0.00005 <	0.00005 <	0.0002	0.00045	0.0003	0.00005	0.00005	0.0001	
Vanadium	T-V	<	0.03 <	0.03 <	0.03 <	0.03 <	0.03 <	0.03 <	0.03 <	0.03	
Zinc	T-Zn	0.025	0.022	0.012	0.038	0.019 <	0.005	0.038	0.006 <	0.005	

Bond Gold Canada Inc.
 Red Mountain Project
 Water Quality Program
 October 10, 1990

Site Number		#1	#2	#3	#4	#5	#6	#7	#8	#9
Dissolved Metals										
Aluminum	D-Al	0.01	0.032	0.037	0.068	0.062	< 0.005	0.01	0.038	0.052
Antimony	D-Sb	< 0.0001	< 0.0001	< 0.0001	0.0008	0.0007	0.0047	< 0.0001	0.0002	0.0004
Arsenic	D-As	0.0003	0.0001	0.0002	0.0007	0.0006	0.0021	0.0002	0.0005	0.0008
Barium	D-Ba	0.019	0.024	0.027	0.017	0.034	0.012	0.022	0.082	0.063
Beryllium	D-Be	< 0.005	< 0.005	< 0.005	< 0.005	< 0.005	< 0.005	< 0.005	< 0.005	< 0.005
Bismuth	D-Bi	< 0.1	< 0.1	< 0.1	< 0.1	< 0.1	< 0.1	< 0.1	< 0.1	< 0.1
Boron	D-B	< 0.1	< 0.1	< 0.1	< 0.1	< 0.1	< 0.1	< 0.1	< 0.1	< 0.1
Cadmium	D-Cd	0.0003	0.0002	0.0002	< 0.0002	< 0.0002	< 0.0002	0.0005	< 0.0002	< 0.0002
Calcium	D-Ca	19.5	13.2	18.2	20.4	30.3	54.8	20.4	21.2	28.1
Chromium	D-Cr	< 0.001	< 0.001	< 0.001	< 0.001	< 0.001	< 0.001	< 0.001	< 0.001	< 0.001
Cobalt	D-Co	< 0.001	< 0.001	< 0.001	< 0.001	< 0.001	< 0.001	< 0.001	< 0.001	< 0.001
Copper	D-Cu	0.008	0.005	0.001	0.001	0.007	< 0.001	0.002	< 0.001	< 0.001
Iron	D-Fe	< 0.03	< 0.03	< 0.03	0.039	< 0.03	< 0.03	< 0.03	< 0.03	0.032
Lead	D-Pb	0.002	0.002	< 0.001	0.003	< 0.001	0.002	< 0.001	0.001	0.001
Magnesium	D-Mg	2.12	1.66	2.02	1.88	3.94	7.55	1.53	1.93	2.66
Manganese	D-Mn	< 0.005	< 0.005	< 0.005	< 0.005	0.006	0.019	< 0.005	0.008	0.011
Molybdenum	D-Mo	0.003	0.004	0.006	0.004	0.003	0.032	< 0.001	< 0.001	0.002
Nickel	D-Ni	0.002	0.002	0.002	< 0.001	0.001	0.001	0.001	< 0.001	0.001
Potassium	D-K	0.1	0.25	0.15	0.25	0.73	0.14	0.11	0.26	0.74
Selenium	D-Se	< 0.0005	< 0.0005	< 0.0005	< 0.0005	< 0.0005	0.0012	< 0.0005	< 0.0005	< 0.0005
Silicon	D-Si	1.83	2.6	3.17	0.823	1.3	4.07	2.34	1.12	1.25
Silver	D-Ag	< 0.0001	< 0.0001	< 0.0001	< 0.0001	< 0.0001	< 0.0001	< 0.0001	< 0.0001	< 0.0001
Sodium	D-Na	1.35	1.59	1.78	0.95	1.41	5.39	1.62	1.1	1.29
Strontium	D-Sr	0.065	0.071	0.09	0.112	0.17	1.09	0.085	0.138	0.151
Uranium	D-U	< 0.00005	< 0.00005	< 0.00005	0.0001	0.0002	0.0003	< 0.00005	< 0.00005	0.00005
Vanadium	D-V	< 0.03	< 0.03	< 0.03	< 0.03	< 0.03	< 0.03	< 0.03	< 0.03	< 0.03
Zinc	D-Zn	0.016	0.022	< 0.005	< 0.005	< 0.005	< 0.005	0.017	< 0.005	< 0.005

File:H1231\Water\Oct90.WK3

BOND GOLD CANADA INC.
RED MOUNTAIN PROJECT

WATER QUALITY PROGRAM
MAY 21, 1991

WATER QUALITY STATIONS

Site Number		#1	#2	#3	#4	#5	#6	#7	#8	#9	#10
PARAMETER											
Physical Tests											
Conduct. (umhos/cm)	-		113	138	140	198	-	-	123	158	171
Tot. Dis. Solids	-		78	101	102	148	-	-	100	120	135
Hardness CaCO3	-		50.6	65.7	66	96.6	-	-	62	73.5	85.4
pH	-		7.6	7.45	7.8	7.9	-	-	7.87	7.87	7.9
Tot. Susp. Solids	-	<	1	1	274	114	-	-	15	28	23
Turbidity NTU	-		0.12	1.39	199	98	-	-	10.6	23.1	21.8
Anions											
Alkalinity CaCO3	-		9.9	17.3	33.5	61.2	-	-	46.4	54.3	61.3
Chloride Cl	-	<	0.5	< 0.5	< 0.5	< 0.5	-	-	< 0.5	< 0.5	< 0.5
Fluoride F	-		0.07	0.07	0.07	0.07	-	-	0.07	0.07	0.07
Sulphate SO4	-		41.2	48.7	33.1	35.7	-	-	19.5	25.5	27.3
Nutrients											
Ammonia Nitrogen	-	<	0.005	< 0.005	< 0.005	< 0.005	-	-	< 0.005	< 0.005	< 0.005
Nitrate Nitrogen	-		0.046	0.032	0.016	0.25	-	-	0.277	0.248	0.177
Nitrite Nitrogen	-	<	0.001	< 0.001	< 0.001	< 0.001	-	-	< 0.001	< 0.001	< 0.001
Tot. Dis. Phosphate	-		0.001	< 0.001	0.11	0.043	-	-	0.008	0.013	0.017
ortho-Phosphate	-	<	0.001	< 0.001	0.059	0.036	-	-	0.008	0.012	0.017
Total Phosphorus	-		0.002	< 0.001	0.62	0.3	-	-	0.04	0.083	0.095
Cyanide											
Total Cyanide CN	-	<	0.001	< 0.001	< 0.001	< 0.001	-	-	< 0.001	< 0.001	< 0.001
Total Metals											
Aluminum T-Al	-		0.041	0.078	7.5	4.58	-	-	0.165	1.3	1.25
Antimony T-Sb	-	<	0.0001	< 0.0001	0.0006	0.0008	-	-	0.0005	0.0007	0.0006
Arsenic T-As	-	<	0.0001	0.0002	0.0064	0.0046	-	-	0.001	0.0023	0.0017
Barium T-Ba	-		0.023	0.024	0.102	0.084	-	-	0.079	0.076	0.07
Beryllium T-Be	-	<	0.005	< 0.005	< 0.005	< 0.005	-	-	< 0.005	< 0.005	< 0.005
Bismuth T-Bi	-	<	0.1	< 0.1	< 0.1	< 0.1	-	-	< 0.1	< 0.1	< 0.1
Boron T-B	-	<	0.1	< 0.1	< 0.1	< 0.1	-	-	< 0.1	< 0.1	< 0.1
Cadmium T-Cd	-	<	0.0002	< 0.0002	0.0006	0.0003	-	-	< 0.0002	< 0.0002	< 0.0002
Calcium T-Ca	-		16.8	22.3	26.1	32.3	-	-	22	25.1	29.3
Chromium T-Cr	-	<	0.001	< 0.001	0.01	0.006	-	-	< 0.001	0.002	0.002
Cobalt T-Co	-	<	0.001	< 0.001	0.004	0.002	-	-	< 0.001	< 0.001	< 0.001
Copper T-Cu	-		0.003	0.006	0.023	0.013	-	-	0.001	0.004	0.005
Iron T-Fe	-	<	0.03	0.033	11.4	5.63	-	-	0.32	1.41	1.43
Lead T-Pb	-	<	0.001	< 0.001	0.007	0.004	-	-	0.014	0.002	0.003
Magnesium T-Mg	-		2.06	2.46	6.92	6.28	-	-	2.01	2.98	3.33
Manganese T-Mn	-	<	0.005	< 0.005	0.268	0.125	-	-	0.028	0.047	0.056
Mercury T-Hg	-	<	0.00001	< 0.00001	< 0.00001	< 0.00001	-	-	< 0.00001	< 0.00001	< 0.00001
Molybdenum T-Mo	-		0.005	0.007	0.005	0.005	-	-	< 0.001	0.002	0.002
Nickel T-Ni	-		0.001	< 0.001	0.001	0.007	-	-	< 0.001	0.002	0.002
Selenium T-Se	-	<	0.0005	< 0.0005	< 0.0005	< 0.0005	-	-	< 0.0005	< 0.0005	< 0.0005
Silicon T-Si	-		2.36	3.11	12.9	10.3	-	-	1.34	3.94	3.8
Silver T-Ag	-	<	0.0001	< 0.0001	0.0001	0.0003	-	-	< 0.0001	< 0.0001	< 0.0001
Strontium T-Sr	-		0.085	0.114	0.151	0.175	-	-	0.125	0.136	0.144
Uranium T-U	-	<	0.00005	< 0.00005	0.00014	0.00013	-	-	< 0.00005	0.00008	< 0.00005
Vanadium T-V	-	<	0.03	< 0.03	< 0.03	< 0.03	-	-	< 0.03	< 0.03	< 0.03
Zinc T-Zn	-		0.014	0.01	0.051	0.029	-	-	0.005	0.014	0.015

Bond Gold Canada Inc.
 Red Mountain Project
 Water Quality Program
 May 21, 1991 (cont'd)

Site Number		#1	#2	#3	#4	#5	#6	#7	#8	#9	#10
Dissolved Metals											
Aluminum	D-Al	-	0.023	0.013	0.046	0.037	-	-	0.032	0.039	0.043
Antimony	D-Sb	-	< 0.0001	< 0.0001	0.0002	0.0005	-	-	0.0005	0.0005	0.0005
Arsenic	D-As	-	< 0.0001	0.0002	0.0005	0.0005	-	-	0.0006	0.0006	0.0004
Barium	D-Ba	-	0.023	0.022	0.014	0.028	-	-	0.065	0.055	0.049
Beryllium	D-Be	-	< 0.005	< 0.005	< 0.005	< 0.005	-	-	< 0.005	< 0.005	< 0.005
Bismuth	D-Bi	-	< 0.1	< 0.1	< 0.1	< 0.1	-	-	< 0.1	< 0.1	< 0.1
Boron	D-B	-	< 0.1	< 0.1	< 0.1	< 0.1	-	-	< 0.1	< 0.1	< 0.1
Cadmium	D-Cd	-	< 0.0002	< 0.0002	< 0.0002	< 0.0002	-	-	< 0.0002	< 0.0002	< 0.0002
Calcium	D-Ca	-	16.8	22.2	22.7	31.8	-	-	21.6	25.1	29.3
Chromium	D-Cr	-	< 0.001	< 0.001	< 0.001	< 0.001	-	-	< 0.001	< 0.001	< 0.001
Cobalt	D-Co	-	< 0.001	< 0.001	< 0.001	< 0.001	-	-	< 0.001	< 0.001	< 0.001
Copper	D-Cu	-	0.002	0.002	0.002	0.001	-	-	< 0.001	< 0.001	0.001
Iron	D-Fe	-	< 0.03	< 0.03	< 0.03	< 0.03	-	-	< 0.03	< 0.03	0.034
Lead	D-Pb	-	< 0.001	< 0.001	< 0.001	< 0.001	-	-	< 0.001	< 0.001	< 0.001
Magnesium	D-Mg	-	2.06	2.43	2.21	4.06	-	-	1.91	2.56	2.89
Manganese	D-Mn	-	< 0.005	< 0.005	0.028	0.013	-	-	0.006	0.009	0.018
Molybdenum	D-Mo	-	0.005	0.006	0.005	0.003	-	-	< 0.001	0.002	0.002
Nickel	D-Ni	-	< 0.001	< 0.001	< 0.001	< 0.001	-	-	< 0.001	< 0.001	< 0.001
Potassium	D-K	-	0.11	0.18	0.7	0.67	-	-	0.29	0.55	0.64
Selenium	D-Se	-	< 0.0005	< 0.0005	< 0.0005	< 0.0005	-	-	< 0.0005	< 0.0005	< 0.0005
Silicon	D-Si	-	2.36	3.01	0.943	1.42	-	-	1.14	1.3	1.38
Silver	D-Ag	-	< 0.0001	< 0.0001	< 0.0001	< 0.0001	-	-	< 0.0001	< 0.0001	< 0.0001
Sodium	D-Na	-	1.06	1.3	0.95	1.08	-	-	0.85	0.93	0.99
Strontium	D-Sr	-	0.084	0.111	0.119	0.163	-	-	0.119	0.136	0.142
Uranium	D-U	-	< 0.00005	< 0.00005	0.00008	0.0001	-	-	< 0.00005	< 0.00005	< 0.00005
Vanadium	D-V	-	< 0.03	< 0.03	< 0.03	< 0.03	-	-	< 0.03	< 0.03	< 0.03
Zinc	D-Zn	-	0.014	0.01	0.005	< 0.005	-	-	< 0.005	< 0.005	0.006

File: H1231\WATER\MAY91.WK3

BOND GOLD CANADA INC.
RED MOUNTAIN PROJECT

WATER QUALITY PROGRAM
OCTOBER 29, 1991

WATER QUALITY STATIONS

Site Number		#1	#2	#3	#4	#5	#8	#9	#10	#6
PARAMETER										
Physical Tests										
Conductivity	umhos/cm	150	97	132	346	232	146	188	190	378
Total Dissolved Solids		96	66	88	260	152	102	123	133	294
Hardness	CaCO3	71.6	45.1	58.7	159	106	70.8	81.2	90.1	202
pH		6.38	6.48	6.9	7.68	7.8	7.73	7.78	7.8	7.74
Total Suspended Solids		<1	<1	2	426	35	1	32	18	23
Turbidity	NTU	<0.10	0.14	0.16	94.2	32.8	3.3	11.2	12.2	6.7
Anions										
Alkalinity	CaCO3	9.4	7.1	18.6	88.5	71.8	56.6	65.3	66.6	57.2
Chloride	Cl	<0.5	<0.5	<0.5	<0.5	<0.5	<0.5	<0.5	<0.5	<0.5
Fluoride	F	0.05	0.04	0.05	0.05	0.04	0.05	0.05	0.05	0.09
Sulphate	SO4	51.7	35.7	34	87.4	26.9	8.4	15.6	19.9	134
Nutrients										
Ammonia Nitrogen		0.057	<0.005	<0.005	<0.005	<0.005	<0.005	0.012	0.014	<0.005
Nitrate Nitrogen		0.029	0.011	<0.005	0.007	0.162	0.159	0.147	0.153	<0.005
Nitrite Nitrogen		<0.001	0.001	<0.001	<0.001	<0.001	<0.001	<0.001	<0.001	<0.001
ortho-Phosphate		0.001	0.001	<0.001	0.01	0.016	0.006	0.008	0.01	0.007
Total Diss. Phos		0.003	0.004	0.003	0.012	0.017	0.007	0.01	0.012	0.012
Total Phosphorus		0.003	0.005	0.005	0.473	0.113	0.012	0.039	0.038	0.028
Cyanides										
Total Cyanide	CN	<0.001	<0.001	<0.001	<0.001	<0.001	<0.001	<0.001	<0.001	<0.001
Total Metals										
Aluminum	T-Al	0.01	0.021	0.061	3.3	1.35	0.125	0.35	1.14	0.15
Antimony	T-Sb	0.0002	0.0002	0.0003	0.0015	0.0047	0.0007	0.0022	0.2	0.0037
Arsenic	T-As	0.0004	0.0001	0.0002	0.0034	0.0021	0.0006	0.0011	0.019	0.0038
Barium	T-Ba	0.027	0.04	0.038	0.076	0.065	0.123	0.083	0.098	0.021
Beryllium	T-Be	<0.005	<0.005	<0.005	<0.005	<0.005	<0.005	<0.005	<0.005	<0.005
Bismuth	T-Bi	<0.10	<0.10	<0.10	<0.10	<0.10	<0.10	<0.10	<0.10	<0.10
Cadmium	T-Cd	0.0002	0.0002	<0.0002	<0.0002	<0.0002	<0.0002	<0.0002	<0.0002	<0.0002
Calcium	T-Ca	19.2	13.3	18.6	46	30	22.6	24.7	26.8	58
Chromium	T-Cr	<0.001	<0.001	<0.001	0.004	0.003	<0.001	0.002	0.002	<0.001
Cobalt	T-Co	<0.001	<0.001	<0.001	0.002	0.001	<0.001	<0.001	<0.001	<0.001
Copper	T-Cu	0.011	0.002	0.005	0.011	0.007	<0.001	0.004	0.008	<0.001
Iron	T-Fe	<0.030	<0.030	<0.030	3.79	1.47	0.147	0.58	1.6	0.206
Lead	T-Pb	<0.001	<0.001	<0.001	0.002	<0.001	<0.001	<0.001	0.001	<0.001
Magnesium	T-Mg	5.61	2.81	3.36	10.8	7.73	3.55	4.63	5.72	13.6
Manganese	T-Mn	<0.005	<0.005	0.007	0.118	0.051	0.025	0.038	0.068	0.023
Mercury	T-Hg	<0.00001	<0.00001	<0.00001	<0.00001	<0.00001	<0.00001	<0.00001	<0.00001	<0.00001
Molybdenum	T-Mo	0.004	0.005	0.006	0.005	0.004	0.001	0.002	0.005	0.031
Nickel	T-Ni	0.002	0.002	0.001	0.006	0.004	<0.001	0.002	0.003	<0.001
Selenium	T-Se	<0.0005	<0.0005	<0.0005	<0.0005	<0.0005	<0.0005	<0.0005	<0.0005	0.0007
Silver	T-Ag	<0.0001	<0.0001	<0.0001	<0.0001	<0.0001	<0.0001	<0.0001	0.0002	<0.0001
Strontium	T-Sr	0.087	0.101	0.136	0.32	0.228	0.195	0.189	0.206	1.6
Uranium	T-U	<0.00005	<0.00005	<0.00005	0.0006	0.0002	0.00007	0.00012	0.00012	0.00014
Vanadium	T-V	<0.030	<0.030	<0.030	<0.030	<0.030	<0.030	<0.030	<0.030	<0.030
Zinc	T-Zn	0.019	0.017	0.011	0.02	0.011	<0.005	0.009	0.013	<0.005

Bond Gold Canada Inc.
 Red Mountain Project
 Water Quality Program
 October 29, 1991 (cont'd)

Site Number		#1	#2	#3	#4	#5	#8	#9	#10	#6
Dissolved Metals										
Aluminum	D-Al	0.01	0.018	0.019	0.032	0.03	0.021	0.036	0.044	0.009
Antimony	D-Sb	<0.0001	<0.0001	<0.0001	0.0004	0.0004	0.0002	0.0003	0.0005	0.0026
Arsenic	D-As	0.0003	<0.0001	0.0002	0.0008	0.0006	0.0005	0.0006	0.0005	0.0026
Barium	D-Ba	0.027	0.04	0.035	0.046	0.053	0.111	0.083	0.085	0.019
Beryllium	D-Be	<0.005	<0.005	<0.005	<0.005	<0.005	<0.005	<0.005	<0.005	<0.005
Bismuth	D-Bi	<0.10	<0.10	<0.10	<0.10	<0.10	<0.10	<0.10	<0.10	<0.10
Cadmium	D-Cd	0.0002	<0.0002	<0.0002	<0.0002	<0.0002	<0.0002	<0.0002	<0.0002	<0.0002
Calcium	D-Ca	19.2	13.3	18.1	46	30	22.6	24.7	26.8	58
Chromium	D-Cr	<0.001	<0.001	<0.001	0.001	<0.001	<0.001	<0.001	<0.001	<0.001
Cobalt	D-Co	<0.001	<0.001	<0.001	<0.001	<0.001	<0.001	<0.001	<0.001	<0.001
Copper	D-Cu	0.011	0.002	0.003	<0.001	<0.001	<0.001	<0.001	<0.001	<0.001
Iron	D-Fe	<0.030	<0.030	<0.030	<0.030	<0.030	<0.030	<0.030	<0.030	<0.030
Lead	D-Pb	<0.001	<0.001	<0.001	<0.001	<0.001	<0.001	<0.001	<0.001	<0.001
Magnesium	D-Mg	5.61	2.81	3.2	10.5	7.36	3.41	4.63	5.51	13.6
Manganese	D-Mn	<0.005	<0.005	0.006	0.016	0.009	0.008	0.016	0.011	0.021
Molybdenum	D-Mo	0.004	0.005	0.005	0.004	0.003	<0.001	0.002	0.003	0.03
Nickel	D-Ni	0.001	0.002	0.001	0.001	0.001	<0.001	<0.001	0.001	<0.001
Potassium	D-K	0.12	0.13	0.19	1.93	0.77	0.31	0.8	0.64	0.15
Selenium	D-Se	<0.0005	<0.0005	<0.0005	<0.0005	<0.0005	<0.0005	<0.0005	<0.0005	0.0007
Silver	D-Ag	<0.0001	<0.0001	<0.0001	<0.0001	<0.0001	<0.0001	<0.0001	<0.0001	<0.0001
Sodium	D-Na	1.21	1.21	1.58	1.67	1.49	1.09	1.25	1.27	4.18
Strontium	D-Sr	0.087	0.101	0.133	0.32	0.228	0.183	0.189	0.206	1.54
Uranium	D-U	<0.00005	<0.00005	<0.00005	0.00025	0.00012	<0.00005	0.00006	0.00006	0.0001
Vanadium	D-V	<0.030	<0.030	<0.030	<0.030	<0.030	<0.030	<0.030	<0.030	<0.030
Zinc	D-Zn	0.019	0.016	0.011	<0.005	<0.005	<0.005	<0.005	<0.005	<0.005

File: H1231\Water\Oct91

APPENDIX D-2

**WATER QUALITY
ENVIRONMENT CANADA**

RECEIVED MAR 26 1992

WATER QUALITY MONITORING DATA

Enclosed please find the data printouts which you requested from the Environmental Surveys Branch of Environment Canada. It should be noted that not all of this data has been verified. As a result, it is possible that there may be some errors in the printouts.

When reviewing the data, you should be aware of the following:

- Data which is flagged with a 'Q' is presently being verified by Branch staff
- Data which is flagged with an 'X' is suspected of being contaminated
- Data which is flagged with an 'L' reflects values which are below the laboratory detection limit
- pH values for the approximate period of May, 1987 - May, 1988 are currently under review, as they are somewhat lower than the rest of the pH data. As a result, these values should be used with caution.

Please call us if you have any questions regarding the data.

Environmental Operations Division
Environmental Surveys Branch
Inland Waters Directorate
Pacific and Yukon Region
224 West Esplanade
North Vancouver, B.C.
V7M 3H7



Environment
Canada

Environnement
Canada

Made from recovered materials



Fait de papiers recuperes

Canada

Water Quality Data
Conservation and Protection - Pacific and Yukon Region

Station Number (NQAQDAT): EC08000001

Station Description: Bear River at Stewart
HIGHWAY BRIDGE.

Latitude: 56:57:15

Longitude: 129:58:23

[NOTE]: (1) For NQAQDAT method codes or symbols * and **, please refer to Appendix attached.
(2) Data flag symbols: G-greater than; L-less than; X-contaminated; Q-questionable.

Water Quality Data
Conservation and Protection - Pacific and Yukon Region

BC08D0001

Sampling Date	Proj Code	Field Air Temperature 97060S DEG. C	Field Water Temperature 02061S DEG. C	Field pH 10301S pH UNITS	Field Specific Conductivity 02041S uSIE/CM	Laboratory pH 10301L pH UNITS	Laboratory Specific Conductivity 02041L uSIE/CM	Turbidity 02073L FTU	Apparent Colour 02011L REL. UNITS	Alkalinity 10151L MG/L
18-OCT-83 09:45 EDT PX0330		+6.0	+3.0			7.8	211.0	2	5 L	0.0
06-APR-84 14:15 EST PX0330						8.1	241.2	1	5 L	0.0
26-APR-84 12:50 EST PX0330		+14.5	+7.0			8.0	247.0	1	5 L	0.0
14-JUN-84 13:53 EST PX0330		+20.5	+9.0			7.8	144.0	32	5	0.0
12-JUL-84 04:25 EST PX0330		+14.5	+8.5			7.8	119.0	67	40	0.0
18-AUG-84 11:21 EST PX0330		+12.0	+6.0			7.9	91.8	71	15	0.0
17-SEP-84 07:30 EST PX0330		+9.0	+8.0			7.7	122.0	29	15	0.0
13-DEC-84 15:15 EST PX0330		+2.0				7.7	238.0	0	5 L	0.0
21-JUL-87 21:08 EDT PX0331		+23.0	+8.0			6.9 Q	108.0	170	15	0.0
04-AUG-87 12:38 EDT PX0331		+18.0	+10.0			7.0 Q	95.1	55	5	0.0
18-AUG-87 09:40 EDT PX0331		+11.0	+6.0			6.9 Q	89.7	48	10	0.0
01-SEP-87 12:50 EDT PX0331		+19.0	+9.0			7.3 Q	126.0	250	5	0.0
15-SEP-87 10:50 EDT PX0331		+10.0	+7.0			6.9 Q	104.0	62	5	0.0
13-OCT-87 11:00 EDT PX0331		+7.0	+5.5			7.2 Q	158.0	13	5	0.0
27-OCT-87 12:30 EST PX0331		+4.5	+4.5			7.1 Q	180.0	1	5	0.0
10-NOV-87 10:45 EST PX0331		+7.0	+5.5			7.2 Q	162.0	78	5	0.0
24-NOV-87 15:00 EST PX0331		+5.5	+4.5			7.4 Q	204.0	0	5	0.0
08-DEC-87 15:00 EST PX0331		+4.0	+3.5			7.6 Q	217.0	0	5	0.0
22-DEC-87 13:30 EST PX0331		+1.5	+2.5			7.4 Q	228.0	0	5	0.0
05-JAN-88 17:00 EST PX0331		-5.0	+0.0			7.7 Q	253.0	0	5	0.0
19-JAN-88 11:30 EST PX0331		+0.0	+1.0			7.4 Q	241.0	0	5	0.0
02-FEB-88 12:50 EST PX0331		-8.0	+0.5			7.2 Q	255.0	0	5	0.0
16-FEB-88 14:30 EST PX0331		+1.0	+1.0			7.1 Q	243.0	0	5	0.0
01-MAR-88 10:00 EST PX0331		+6.5	+3.5			7.2 Q	246.0	0	5	0.0
15-MAR-88 14:50 EST PX0331		+8.5	+5.0			7.6 Q	250.0	0	5	0.0
12-APR-88 14:30 EDT PX0331		+8.0	+6.0			7.7 Q	242.0	1	5	0.0
26-APR-88 14:45 EST PX0331		+12.0	+7.5			7.2 Q	194.0	3	5	0.0
10-MAY-88 15:40 EST PX0331		+20.0	+10.5			7.2 Q	159.0	15	10	0.0
23-MAY-88 09:30 EST PX0331		+9.5	+7.0			7.9 Q	148.0	47	25	0.0
21-JUN-88 14:10 EST PX0331		+18.0	+8.0			8.1 Q	138.0	63	10	0.0
05-JUL-88 10:43 EST PX0331		+13.0	+7.0			8.0 Q	121.0	53	30	0.0
17-JUL-88 17:32 EST PX0331		+17.0	+8.0			7.9 Q	112.0	55	30	0.0

[NOTE]: (1) For NAQDMP method codes on symbols * and **, please refer to Appendix attached.
(2) Data flag symbols: G-greater than; L-less than; X-contaminated; Q-questionable.

Water Quality Data
Conservation and Protection - Pacific and Yukon Region

Sampling Date	Proj Code	Field Air	Field Water	Field pH	Field Specific Conductivity	Laboratory pH	Laboratory Specific Conductivity	Turbidity	Apparent Colour	Alkalinity Phenolphth
		Temperature 97060S DEG. C	Temperature 02061S DEG. C	10301S pH UNITS	02041S µSIE/CM	10301L pH UNITS	02041L µSIE/CM	02073L FIU	02011L REL. UNITS	10151L MG/L
02-AUG-88 11:45 EST PY0331		+15.0	+8.0			8.0 Q	110.0	88	15	0.0
16-AUG-88 12:40 EST PY0331		+17.5	+8.0			7.9 Q	98.6	82	50	0.0
13-SEP-88 10:30 EST PY0331		+13.0	+9.0			8.0 Q	103.0	200	50	0.0
27-SEP-88 12:01 EST PY0331		+8.0	+6.0			8.0 Q	150.0	7	5	0.0
11-OCT-88 12:30 EST PY0331		+11.0	+6.0			7.9 Q	118.0	38	20	0.0
25-OCT-88 12:00 EST PY0331		+5.5	+4.5			8.0 Q	157.0	12	15	0.0
08-NOV-88 14:30 EDT PY0331		+5.5	+4.5			8.2 Q	188.0	3	5	0.0
22-NOV-88 14:00 EDT PY0331		+5.0	+3.0			8.2 Q	204.0	2	5	0.0
06-DEC-88 13:00 EDT PY0331		-3.5	+0.0			8.1 Q	228.0	2	5 L	0.0
21-DEC-88 16:00 EDT PY0331		-4.5	+0.0			8.2 Q	238.0	2	5	0.0
03-JAN-89 15:30 EDT PY0331		+0.0	+0.5			8.2	234.0	1	5	0.0
17-JAN-89 12:25 EDT PY0331		+0.5	+0.5			8.2	261.0	1	5	0.0
14-FEB-89 15:00 EDT PY0331		+1.0	+0.5			8.2	259.0	1	5	0.0
28-FEB-89 11:00 EDT PY0331		-2.5	+0.0			8.3	274.0	0	5	0.0
14-MAR-89 11:20 EDT PY0331		+3.5	+2.0			8.1	273.0	0	5	0.0
28-MAR-89 10:50 EDT PY0331		+5.0	+3.5			8.3	263.0	3	5	0.0
11-APR-89 14:30 EST PY0331		+8.0	+5.0			8.0	220.0	6	10	0.0
25-APR-89 12:00 EST PY0331		+15.0	+6.0			8.2	198.0	4	5	0.0
09-MAY-89 10:30 EST PY0331		+11.0	+5.5			8.1	155.0	18	10	0.0
23-MAY-89 11:40 EST PY0331		+13.5	+7.5			8.1	164.0	10	5	0.0
06-JUN-89 12:25 EST PY0331		+17.0	+9.0			8.0	125.0	60	40	0.0
20-JUN-89 13:15 EDT PY0331		+16.0	+7.0			8.1	124.0	95	30	0.0
04-JUL-89 14:45 EDT PY0331		+13.0	+8.0			8.1	110.0	80	50	0.0
18-JUL-89 10:58 EST PY0331		+16.0	+9.0			8.0	93.1	90	60	0.0
15-AUG-89 15:00 EDT PY0331		+16.0	+7.5			8.0	86.6	200	60	0.0
29-AUG-89 12:23 EDT PY0331		+13.0	+6.0			7.8	90.0	190	45	0.0
13-SEP-89 11:40 EDT PY0331		+12.0				7.3	100.0	42	5	0.0
26-SEP-89 09:20 EDT PY0331		+7.0	+4.0			8.0	103.0	140	5	0.0
10-OCT-89 11:30 EDT PY0331		+7.5	+5.0			7.8	109.0	36	10	0.0
24-OCT-89 09:41 EDT PY0331										0.0
08-NOV-89 11:55 EDT PY0331		+3.5	+4.0			8.0	187.0	3	5	
22-NOV-89 11:59 EDT PY0331		+1.0	+2.0			8.1	108.5	1	5	
07-DEC-89 12:00 EDT PY0331		+1.0	+3.0			8.0	209.0	0	5	

[NOTE]: (1) For NAQUMAT method codes on symbols * and **, please refer to Appendix attached.
(2) Data flag symbols: G-greater than; L-less than; X-contaminated; Q-questionable.

Water Quality Data
Conservation and Protection - Pacific and Yukon Region

Sampling Date	Proj Code	Field Air	Field Water	Field	Field	Laboratory	Laboratory	Turbidity 02073L FTU	Apparent	Alkalinity
		Temperature 97060S DEG. C	Temperature 02061S DEG. C	pH 10301S pH UNITS	Specific Conductivity 02041S uSIE/CM	pH 10301L pH UNITS	Specific Conductivity 02041L uSIE/CM		Colour 02011L REL. UNITS	Phenolphth 10151L MG/L
19-DEC-89 11:45 EDT PY0331		+1.0	+2.0			8.2	224.0	1		5 L
02-JAN-90 10:15 EDT PY0331		+0.0	+3.0			8.0	224.0	0		5
16-JAN-90 12:51 EDT PY0331		-8.0	+1.0			8.2	246.0	1		5 L
13-FEB-90 11:57 EDT PY0331		-9.0	+1.0			8.0	264.0	0		5 L
27-FEB-90 11:30 EDT PY0331		+1.0	+3.0			8.1	237.0	0		5 L
13-MAR-90 11:44 EDT PY0331		+2.5	+4.0			8.0	243.0	0		5 L
27-MAR-90 11:27 EDT PY0331		+6.0	+5.0			8.1	248.0	1		5 L
10-APR-90 11:24 EDT PY0331		+2.5	+3.0			8.1	241.0	1		5 L
24-APR-90 11:43 EDT PY0331		+12.0	+6.5			7.9	197.0	3		5
08-MAY-90 12:25 EDT PY0331		+13.0	+6.5			8.0	183.0	9		20
22-MAY-90 16:39 EDT PY0331		+13.0	+8.0			7.9	149.0	10		5
05-JUN-90 11:48 EDT PY0331		+13.0	+6.0			8.0	136.0	65		100
19-JUN-90 11:33 EDT PY0331		+11.0	+6.5			8.0	129.0	70		60
18-JUL-90 12:50 EDT PY0331		+19.5	+9.0			7.9	98.0	45		80
29-AUG-90 04:41 EDT PY0331		+13.5	+5.0			7.9	104.0	50		160
12-SEP-90 09:31 EDT PY0331		+10.5	+5.0			7.8	98.0	30		40
26-SEP-90 09:26 EDT PY0331		+4.0	+3.0			7.8	112.0	70		160
10-OCT-90 09:28 EDT PY0331		+5.5	+4.5			8.0	163.0	25		40
24-OCT-90 09:26 EDT PY0331		+3.5	+4.0			8.1	198.0	0		5 L
07-NOV-90 11:55 EDT PY0331		+1.5	+2.0			8.1	217.0	0		5 L
20-NOV-90 11:49 EDT PY0331		-3.0	+0.0			8.2	233.0	0		5 L
04-DEC-90 13:04 EDT PY0331						8.2	246.0	0		5
18-DEC-90 16:30 EDT PY0331		-11.0	+0.0			8.2	267.0	0		5 L
03-JAN-91 12:00 EDT PY0331		-14.0	+0.0			8.2	270.0	0		5 L
16-JAN-91 09:00 EDT PY0331		+0.5	+0.0			8.1	263.0	0		5 L
12-FEB-91 13:25 EDT PY0331		+2.5	+2.0			8.1	242.0	0		5 L
26-FEB-91 11:30 EDT PY0331		+2.0	+2.5			8.1	250.0	0 L		5 L
19-MAR-91 12:00 EDT PY0331		+3.0	+4.0			8.1	266.0	0		5 L
27-MAR-91 11:49 EDT PY0331		+5.0	+5.0			8.1	274.0	0		5 L
09-APR-91 11:50 EDT PY0331		+8.0	+5.0			8.1	257.0	1		5 L
23-APR-91 10:50 EDT PY0331		+10.0	+5.0			8.1	203.0	2		5 L
07-MAY-91 11:35 EDT PY0331		+12.0	+5.0			8.1	173.0	1		5 L

[NOTE]: (1) For NAQADAT method codes on symbols * and **, please refer to Appendix attached.

(2) Data flag symbols: G=greater than; L=less than; X=contaminated; Q=questionable.

Water Quality Data
Conservation and Protection - Pacific and Yukon Region

Sampling Date	Proj Code	Field	Field	Field pH 10301S pH UNITS	Field	Laboratory	Laboratory	Turbidity 02073L FTU	Apparent	Alkalinity
		Air Temperature 97060S DEG. C	Water Temperature 02061S DEG. C		Specific Conductivity 02041S uSIE/CM	pH 10301L pH UNITS	Specific Conductivity 02041L uSIE/CM		Colour 02011L REL. UNITS	Hardness 10151L MG/L
21-MAY-91 14:00 EDT PY0331		+14.5	+7.5		8.1	152.0		15	10	
04-JUN-91 18:53 EDT PY0331		+16.0	+8.5		8.0	161.0		19	10	
04-JUN-91 19:00 EDT PY0334		+16.0	+8.5		8.1	161.0		18	20	
04-JUN-91 19:11 EDT PY0337		+16.0			5.6	1.6		0 L	5 L	
04-JUN-91 19:11 EDT PY0337		+16.0			5.2	4.9		0 L	5 L	
19-JUN-91 11:40 EDT PY0331		+20.0	+8.0		8.0	126.0		48	40	
03-JUL-91 11:30 EDT PY0331		+13.0	+7.0		8.3	116.0		100	240	
17-JUL-91 11:40 EDT PY0331		+14.5	+7.0		8.1	97.0		62	60	

[NOTE]: (1) For NAQPMPT method codes on symbols * and **, please refer to Appendix attached.
(2) Data flag symbols: G=greater than; L=less than; X=contaminated; Q=questionable.

Water Quality Data
Conservation and Protection - Pacific and Yukon Region

EC0800001

Sampling Date	Proj Code	Alkalinity	Calcium	Magnesium	Hardness	Hardness	Potassium	Sodium	Chloride	Fluoride
		Total 10101L MG/L	* 20103L * 20321L MG/L	* 12101E * 12102L * 12321L MG/L	Extractable ICP by Cations 10601E MG/L	* 10603L * 10602E MG/L	* 19103L * 19301L MG/L	* 11103L * 11321L MG/L	Dissolved 17206L MG/L	Dissolved 09105L MG/L
18-OCT-83 09:45 EDT FX0330		68.4	35.0	3.5		102.0	0.6	1.1	0.3	0.09
06-APR-84 14:15 EST FX0330		82.9	43.0	4.0		124.3	0.7	1.4	0.6	0.07
26-APR-84 12:50 EST FX0330		83.3	41.4	5.0		124.0	0.8	1.5	0.5	0.05
14-JUN-84 13:53 EST FX0330		49.3	23.7	2.4		68.9	0.6	0.7	0.5	0.05 L
12-JUL-84 04:25 EST FX0330		43.1	20.2	1.9		58.1	0.6	0.8	0.7	0.05 L
18-AUG-84 11:21 EST FX0330		34.4	16.1	1.4		45.9	0.7	0.4	0.6	0.05 L
17-SEP-84 07:30 EST FX0330		43.0	21.2	2.1		61.6	0.6	0.6	0.6	0.06
13-DEC-84 15:15 EST FX0330		81.6	43.1	4.0		124.0	0.7	1.4	0.5	0.05 L
21-JUL-87 21:08 EDT FX0331		50.8	23.7	1.6		65.6	0.7	0.5	0.2	0.05 L
04-AUG-87 12:38 EDT FX0331		36.8	16.2	1.6		46.9	0.5	0.6	0.2	0.05 L
18-AUG-87 09:40 EDT FX0331		33.7	15.0	1.3		42.8	0.5	0.6	0.2	0.05 L
01-SEP-87 12:50 EDT FX0331		50.1	23.4	1.4		64.2	0.8	0.4	0.2 L	0.05 L
15-SEP-87 10:50 EDT FX0331		37.3	17.2	1.5		49.0	0.5	0.5	0.3	0.05 L
13-OCT-87 11:00 EDT FX0331		54.6	26.9	2.6		77.7	0.6	1.0	0.3	0.05 L
27-OCT-87 12:30 EST FX0331		64.3	32.1	3.1		92.8	0.6	1.1	0.4	0.05 L
10-NOV-87 10:45 EST FX0331		57.5	27.5	2.6		79.2	0.6	0.9	0.3	0.05 L
24-NOV-87 15:00 EST FX0331		72.6	37.1	3.6		107.4	0.7	1.3	0.4	0.05 L
08-DEC-87 15:00 EST FX0331		76.5	38.3	3.8		111.3	0.7	2.4	0.6	0.05 L
22-DEC-87 13:30 EST FX0331		80.9	40.4	4.1		117.7	0.8	1.4	0.6	0.05 L
05-JAN-88 17:00 EST FX0331		86.7	44.8	4.3		129.4	0.9	1.6	0.5	0.05 L
19-JAN-88 11:30 EST FX0331		84.4	42.3	4.2		123.1	0.8	1.5	0.6	0.05 L
02-FEB-88 12:50 EST FX0331		89.1	46.0	4.5		133.2	1.0	1.7	0.7	0.05 L
16-FEB-88 14:30 EST FX0331		84.6	43.4	4.4		126.4	0.8	1.6	0.6	0.05 L
01-MAR-88 10:00 EST FX0331		88.3	44.9	4.4		130.2	0.8	1.6	0.7	0.05 L
15-MAR-88 14:50 EST FX0331		88.5	45.6	4.4		131.8	0.9	1.6	0.8	0.05 L
12-APR-88 14:30 EDT FX0331		84.1	42.0	4.1		121.7	0.8	1.5	0.7	0.05 L
26-APR-88 14:45 EST FX0331		68.8	34.4	3.4		99.7	0.6	1.2	0.5	0.05 L
10-MAY-88 15:40 EST FX0331		55.7	26.6	2.6		77.1	0.6	0.9	0.4	0.05 L
23-MAY-88 09:30 EST FX0331		53.8	25.3	2.4		73.0	0.5	0.8	0.3	0.05 L
21-JUN-88 14:10 EST FX0331		48.2	23.0	2.1		66.2	0.6	0.8	0.2	0.05 L
05-JUL-88 10:43 EST FX0331		45.1	21.4	2.0		61.5	0.5	0.7	0.2	0.05 L
17-JUL-88 17:32 EST FX0331		40.3	18.6	1.6		53.1	0.5	0.5	0.2	0.05 L

[NOTE]: (1) For NAQNDAT method codes on symbols * and **, please refer to Appendix attached.
(2) Data flag symbols: G=greater than; L=less than; X=contaminated; Q=questionable.

Water Quality Data
Conservation and Protection - Pacific and Yukon Region

Sampling Date	Proj Code	Alkalinity	Calcium	Magnesium	Hardness	Hardness	Potassium	Sodium	Chloride	Fluoride
		Total * 10101L MG/L	* 20103L * 20321L MG/L	* 12101E * 12102L * 12321L MG/L	Extractable ICP by Cations * 10601E MG/L	* 10603L * 10602E MG/L	* 19103L * 19301L MG/L	* 11103L * 11321L MG/L	Dissolved 17206L MG/L	Dissolved 09105L MG/L
02-AUG-88 11:45 PST FX0331		41.6	18.5	1.6		52.6	0.7	0.6	0.2	0.05 L
16-AUG-88 12:40 PST FX0331		39.5	17.2	1.3		48.4	0.7	0.5	1.0	0.05 L
13-SEP-88 10:30 PST FX0331		41.5	18.1	1.2		50.2	0.6	0.4	0.2 L	0.05 L
27-SEP-88 12:01 PST FX0331		51.9	25.6	2.4		73.8	0.5	0.9	0.2	0.05 L
11-OCT-88 12:30 PST FX0331		40.7	19.3	1.8		55.7	0.6	0.7	0.3	0.05 L
25-OCT-88 12:00 PST FX0331		57.5	28.1	2.6		81.0	0.6	1.0	0.3	0.05 L
08-NOV-88 14:30 EDT FX0331		65.7	33.0	3.3		95.9	0.7	1.2	0.4	0.13
22-NOV-88 14:00 EDT FX0331		73.5	37.2	3.7		107.9	0.7	1.3	0.4	0.05 L
06-DEC-88 13:00 EDT FX0331		76.6	38.9	3.6		111.9	0.7	1.3	0.4	0.07
21-DEC-88 16:00 EDT FX0331		82.7	42.8	4.2		124.2	0.8	1.4	0.5	0.05
03-JAN-89 15:30 EDT FX0331		81.9	41.1	3.9		118.7	0.8	1.5	0.4	0.05
17-JAN-89 12:25 EDT FX0331		87.1	42.0	4.3		122.5	0.8	1.6	0.6	0.05
14-FEB-89 15:00 EDT FX0331		90.0	44.1	4.4		128.1	0.9	1.5	0.7	0.05 L
28-FEB-89 11:00 EDT FX0331		95.4	47.4	4.7		137.9	1.0	1.7	0.9	0.06
14-MAR-89 11:20 EDT FX0331		94.9	47.0	4.7		136.7	0.9	1.7	0.8	0.06
28-MAR-89 10:50 EDT FX0331		89.5	44.6	4.6		130.2	0.9	1.7	0.9	0.07
11-APR-89 14:30 PST FX0331		80.5	40.5	4.1		117.9	0.9	1.5	0.7	0.06
25-APR-89 12:00 PST FX0331		67.5	32.8	3.3		95.4	0.6	1.3	0.6	0.06
09-MAY-89 10:30 PST FX0331		52.3	24.5	2.5		71.4	0.5	0.8	0.2	0.05 L
23-MAY-89 11:40 PST FX0331		56.1	27.2	2.6		78.6	0.6	1.0	0.3	0.06
06-JUN-89 12:25 PST FX0331		44.5	21.7	2.0		62.5	0.8	0.7	0.3	0.05 L
20-JUN-89 13:15 EDT FX0331		47.3	21.1	2.0		60.7	0.7	1.2	0.2	0.05 L
04-JUL-89 14:45 EDT FX0331		41.5	18.1	1.5		51.5	2.0	0.8	0.3	0.05 L
18-JUL-89 10:58 PST FX0331		41.4	16.2	1.6		47.0	1.6	0.4	0.9	0.06
15-AUG-89 15:00 EDT FX0331		35.3	15.0	1.3		42.9	0.5	1.7	0.8	0.07
29-AUG-89 12:23 EDT FX0331		38.4	17.1	1.3		47.9	1.2	0.4	0.2	0.06
13-SEP-89 11:40 EDT FX0331		36.1	15.6	1.4		44.9	0.8	0.4	0.2	0.06
26-SEP-89 09:20 EDT FX0331		43.0	19.6	1.4		54.7	1.4	0.7	0.8	0.05
10-OCT-89 11:30 EDT FX0331		41.6	20.5	1.8		58.7	0.6	0.6	0.4	0.05
24-OCT-89 09:41 EDT FX0331										
08-NOV-89 11:55 EDT FX0331		62.5	31.4	2.9		90.4	0.8	1.1	0.4	0.05 L
22-NOV-89 11:59 EDT FX0331		73.4	36.7	3.5		106.0	0.9	1.2	0.4	0.07
07-DEC-89 12:00 EDT FX0331		72.3	37.0	3.5		107.0	0.9	1.2	0.5	0.08

[NOTE]: (1) For NAQADAT method codes on symbols * and **, please refer to Appendix attached.
(2) Data flag symbols: G-greater than; L-less than; X-contaminated; Q-questionable.

Water Quality Data
Conservation and Protection - Pacific and Yukon Region

Sampling Date	Proj Code	Alkalinity	Calcium	Magnesium	Hardness	Hardness	Potassium	Sodium	Chloride	Fluoride
		Total 10101L MG/L	* 20103L * 20321L MG/L	* 12101E * 12102L * 12321L MG/L	Extractable ICP by Cations 10601E MG/L	* 10603L * 10602E MG/L	* 19103L * 19301L MG/L	* 11103L * 11321L MG/L	Dissolved 17206L MG/L	Dissolved 09105L MG/L
19-DEC-89 11:45	HDT PM0331	77.8	39.0	3.7		113.0	0.9	1.3	0.4	0.10
02-JAN-90 10:15	HDT PM0331	75.1	37.4	3.6		108.0	1.0	1.2	0.5	0.10
16-JAN-90 12:51	HDT PM0331	84.6	42.3	4.1		123.0	1.1	1.4	0.6	0.13
13-FEB-90 11:57	HDT PM0331	91.4	47.7	4.3		137.0	1.2	1.5	0.7	0.07
27-FEB-90 11:30	HDT PM0331	82.4	41.3	3.9		119.0	1.0	1.6	0.9	0.09
13-MAR-90 11:44	HDT PM0331	83.9	43.3	4.2		125.0	1.1	1.5	0.4	0.10
27-MAR-90 11:27	HDT PM0331	87.0	43.9	4.2		127.0	1.1	1.6	0.7	0.09
10-APR-90 11:24	HDT PM0331	82.4	41.8	3.9		121.0	0.8	1.4	0.8	0.10
24-APR-90 11:43	HDT PM0331	67.2	31.5	3.2		91.9	0.7	1.1	0.5	0.10
08-MAY-90 12:25	HDT PM0331	63.1	31.0	3.0		89.5	0.7	1.1	0.6	0.08
22-MAY-90 16:39	HDT PM0331	52.3	25.7	2.3		73.9	0.7	0.9	0.3	0.06
05-JUN-90 11:48	HDT PM0331	49.0	23.4	2.3		67.8	0.7	0.8	0.5	0.05 L
19-JUN-90 11:33	HDT PM0331	47.0	19.8	1.8		56.9	1.0	0.6	0.3	0.05
18-JUL-90 12:50	HDT PM0331	38.0	18.0	2.2		53.8	0.9	0.5	0.6	0.05 L
29-AUG-90 04:41	HDT PM0331	38.0	13.0	1.0		36.7	0.9	0.4	0.2 L	0.05 L
12-SEP-90 09:31	HDT PM0331	34.0	15.0	1.3		42.9	0.6	0.5	0.2	0.05 L
26-SEP-90 09:26	HDT PM0331	38.0	17.4	1.5		49.7	0.9	0.6	0.3	0.05 L
10-OCT-90 09:28	HDT PM0331	53.0	24.7	2.4		71.8	0.9	0.9	0.3	0.05 L
24-OCT-90 09:26	HDT PM0331	66.0	34.2	3.0		97.5	0.7	1.1	0.4	0.05
07-NOV-90 11:55	HDT PM0331	70.0	35.0	3.3		101.0	0.8	1.3	0.5	0.06
20-NOV-90 11:49	HDT PM0331	76.0	39.6	3.7		114.0	1.0	1.3	0.6	0.07
04-DEC-90 13:04	HDT PM0331	81.0	40.7	3.8		117.0	0.8	1.5	0.6	0.06
18-DEC-90 16:30	HDT PM0331	84.0	47.6	4.7		138.0	1.1	1.6	0.6	0.07
03-JAN-91 12:00	HDT PM0331	89.0	46.6	4.4		135.0	1.3	1.5	0.6	0.07
16-JAN-91 09:00	HDT PM0331	87.0	44.8	3.9		128.0	1.3	1.3	0.6	0.06
12-FEB-91 13:25	HDT PM0331	78.0	42.4	4.2		123.0	0.9	1.6	0.9	0.07
26-FEB-91 11:30	HDT PM0331	83.0	42.2	3.9		122.0	0.7	1.5	0.8	0.07
19-MAR-91 12:00	HDT PM0331	88.0	42.9	4.1		124.0	1.2	1.7	0.9	0.07
27-MAR-91 11:49	HDT PM0331	89.0	45.4	4.3		131.0	1.2	1.6	0.8	0.07
09-APR-91 11:50	HDT PM0331	84.0	40.4	3.9		117.0	0.9	1.6	0.9	0.07
23-APR-91 10:50	HDT PM0331	67.0	33.3	3.1		96.0	0.6	1.2	0.7	0.07
07-MAY-91 11:35	HDT PM0331	60.0	26.3	2.6		76.4	0.7	0.9	0.5	0.07

(NOTE): (1) For NQUNPAT method codes on symbols * and **, please refer to Appendix attached.
(2) Data flag symbols: G-greater than; L-less than; X-contaminated; Q-questionable.

Water Quality Data
Conservation and Protection - Pacific and Yukon Region

Sampling Date	Proj Code	Alkalinity	Calcium	Magnesium	Hardness	Hardness	Potassium	Sodium	Chloride	Fluoride
		Total 10101L MG/L	* 20103L * 20321L MG/L	* 12101E * 12102L * 12321L MG/L	Extractable ICP by Cations 10601E MG/L	* 10603L * 10602E MG/L	* 19103L * 19301L MG/L	* 11103L * 11321L MG/L	Dissolved 17206L MG/L	Dissolved 09105L MG/L
21-MAY-91 14:00 EDT	FX0331	52.0	24.4	2.3		70.3	0.5	0.9	0.2 L	0.06
04-JUN-91 18:53 EDT	FX0331	54.0	26.1	2.5		75.2	0.6	0.9	0.4	0.07
04-JUN-91 19:00 EDT	FX0334	54.0	26.1	2.5		75.6	0.6	1.0	0.4	0.06
04-JUN-91 19:11 EDT	FX0337	0.5 L	0.1 L	0.1 L		0.4 L	0.0 L	0.1 L	0.2 L	0.05 L
04-JUN-91 19:11 EDT	FX0337	0.5 L	0.1 L	0.1 L		0.4 L	0.0 L	0.1 L	0.2 L	0.05 L
19-JUN-91 11:40 EDT	FX0331	44.0	20.7	1.9		59.8	0.8	0.8	0.3	0.05 L
03-JUL-91 11:30 EDT	FX0331	41.0	18.3	2.8		57.1	1.0	1.2	0.2	0.05 L
17-JUL-91 11:40 EDT	FX0331	36.0	16.5	1.5		47.1	0.8	0.6	0.3	0.04

[NOTE]: (1) For NAQPADAT method codes on symbols * and **, please refer to Appendix attached.
(2) Data flag symbols: G=greater than; L=less than; X=contaminated; Q=questionable.

Water Quality Data
Conservation and Protection - Pacific and Yukon Region

BC08DC0001

Sampling Date	Proj Code	Silicon Extractable		Sulphate Dissolved	Nitrogen Nitrate		Nitrogen Nitrite		Nitrogen Total Dissolved	Nitrogen Total Dissolved	Nitrogen Total Dissolved
		ICP	SiO2		Nitrite Rep.1	Nitrite Rep. 2	Nitrite Rep.3	uw Rep.1			
		14111L	14105L	16306L	07110L	07110L	07110L	07651L	07651L	07651L	07651L
		MG/L	MG/L	MG/L	MG/L	MG/L	MG/L	MG/L	MG/L	MG/L	MG/L
18-OCT-83 09:45	HDT	PM0330		3.3	31.0	0.146	0.145	0.162	0.148	0.167	0.164
06-APR-84 14:15	EST	PM0330		3.8	38.5	0.260	0.260	0.270	0.331	0.311	0.308
26-APR-84 12:50	EST	PM0330		2.9	38.5	0.310	0.294	0.294	0.315	0.330	0.326
14-JUN-84 13:53	EST	PM0330		2.4	16.6	0.108	0.118	0.094	0.160	0.168	0.104
12-JUL-84 04:25	EST	PM0330		2.0	13.6	0.385	0.071	0.235	0.417	0.074	0.271
18-AUG-84 11:21	EST	PM0330		1.5	9.7	0.210	0.177	0.138	0.350	0.260	0.213
17-SEP-84 07:30	EST	PM0330		2.2	18.6	0.060	0.058	0.078	0.078	0.082	0.367
13-DEC-84 15:15	EST	PM0330		3.8	38.5	0.285	0.345	0.260	0.336	0.343	0.305
21-JUL-87 21:08	HDT	PM0331		1.7	11.0	0.024	0.023	0.002	0.070	0.035	0.015
04-AUG-87 12:38	HDT	PM0331		1.7	11.6	0.050	0.042	0.034	0.042	0.046	0.045
18-AUG-87 09:40	HDT	PM0331		1.5	10.9	0.086	0.310	0.102	0.095	0.404	0.118
01-SEP-87 12:50	HDT	PM0331		1.7	15.2	0.017	0.067	0.051	0.027	0.090	0.060
15-SEP-87 10:50	HDT	PM0331		1.7	14.5	0.097	0.415	0.179	0.117	0.489	0.234
13-OCT-87 11:00	HDT	PM0331		2.9	24.9	0.168	0.109	0.180	0.204	0.109	0.205
27-OCT-87 12:30	EST	PM0331		3.3	28.2	0.132	0.137	1.305	0.140	0.154	1.400
10-NOV-87 10:45	EST	PM0331		2.9	21.7	0.128	0.196	0.166	0.151	0.175	0.214
24-NOV-87 15:00	EST	PM0331		3.7	33.6	0.126	0.132	0.122	0.142	0.166	0.152
08-DEC-87 15:00	EST	PM0331		3.8	36.3	0.227	0.233	0.282	0.236	0.260	0.327
22-DEC-87 13:30	EST	PM0331		3.8	38.1	0.335	0.213	0.205	0.408	0.228	0.282
05-JAN-88 17:00	EST	PM0331		3.9	43.4	0.266	0.183	0.274	0.276	0.269	0.302
19-JAN-88 11:30	EST	PM0331		3.9	41.7	0.295	0.179	0.375	0.315	0.180	0.395
02-FEB-88 12:50	EST	PM0331		4.0	43.9	0.178	0.168	0.169	0.249	0.170	0.175
16-FEB-88 14:30	EST	PM0331		3.8	41.8	0.018	0.019	0.018	0.208	0.212	0.194
01-MAR-88 10:00	EST	PM0331		3.9	42.4	0.190	0.159	0.290	0.214	0.160	0.385
15-MAR-88 14:50	EST	PM0331		3.9	41.8	0.416	0.186	0.129	0.418	0.250	0.154
12-APR-88 14:30	HDT	PM0331		3.9	38.8	0.159	0.168	0.166	0.178	0.192	0.187
26-APR-88 14:45	EST	PM0331		3.7	30.0	0.292	0.345	0.305	0.329	0.472	0.335
10-MAY-88 15:40	EST	PM0331		3.1	20.1	0.260	0.250	0.265	0.292	0.274	0.355
23-MAY-88 09:30	EST	PM0331		1.7	20.4	0.204	0.225	0.215	0.232	0.240	0.234
21-JUN-88 14:10	EST	PM0331		2.4	18.0	0.100	0.074	0.056	0.115	0.084	0.070
05-JUL-88 10:43	EST	PM0331		2.1	16.3	0.067	0.122	0.060	0.090	0.205	0.077
17-JUL-88 17:32	EST	PM0331		1.7	12.6	0.043	0.110	0.077	0.050	0.160	0.092

[NOTE]: (1) For NAQADAT method codes on symbols * and **, please refer to Appendix attached.

(2) Data flag symbols: G=greater than; L=less than; X=contaminated; Q=questionable.

Water Quality Data
Conservation and Protection - Pacific and Yukon Region

Sampling Date	Proj Code	Silicon	SiO2	Sulphate	Nitrogen		Nitrogen		Nitrogen		Nitrogen Total	Nitrogen Total	Nitrogen Total
		Extractable			Dissolved	Nitrate	Nitrite	Nitrate	Nitrite	Nitrate	Nitrite	Dissolved	Dissolved
		ICP	1410SL	1630GL	Nitrite	Rep.1	Nitrite	Rep. 2	Nitrite	Rep.3	0765LL	0765LL	0765LL
		MG/L	MG/L	MG/L	MG/L	MG/L	MG/L	MG/L	MG/L	MG/L	MG/L	MG/L	MG/L
02-AUG-88 11:45 EST P40331			1.8	11.5	0.049		0.041		0.038		0.065	0.050	0.035
16-AUG-88 12:40 EST P40331			1.6	9.3	0.020		0.053		0.060		0.020	0.074	0.085
13-SEP-88 10:30 EST P40331			1.6	10.3	0.016		0.035		0.018		0.016	0.038	0.019
27-SEP-88 12:01 EST P40331			2.5	22.7	0.032		0.033		0.032		0.106	0.084	0.140
11-OCT-88 12:30 EST P40331			1.9	15.5	0.047		0.076		0.052		0.065	0.115	0.065
25-OCT-88 12:00 EST P40331			3.2	23.9	0.145		0.156		0.177		0.173	0.175	0.178
08-NOV-88 14:30 EDT P40331			3.5	30.7	0.153		0.157		0.157		0.160	0.155	0.155
22-NOV-88 14:00 EDT P40331			3.6	34.9	0.141		0.140		0.155		0.155	0.154	0.167
06-DEC-88 13:00 EDT P40331			3.8	36.5	0.220		0.186		0.198		0.275	0.208	0.235
21-DEC-88 16:00 EDT P40331			3.8	39.7	0.181		0.172		0.183		0.201	0.185	0.220
03-JAN-89 15:30 EDT P40331			3.9	40.3	0.177		0.180		0.153		0.185	0.200	0.155
17-JAN-89 12:25 EDT P40331			3.9	42.4	0.155		0.195		0.148		0.165	0.178	0.158
14-FEB-89 15:00 EDT P40331			3.8	42.7	0.195		0.160		0.174		0.220	0.175	0.175
28-FEB-89 11:00 EDT P40331			4.0	43.4	0.147		0.475		0.237		0.180	0.510	0.250
14-MAR-89 11:20 EDT P40331			4.0	42.5	0.410		0.208		0.178		0.475	0.245	0.190
28-MAR-89 10:50 EDT P40331			4.0	43.3	0.285		0.181		0.182		0.300	0.190	0.185
11-APR-89 14:30 EST P40331			3.9	38.3	0.260		0.340				0.265	0.345	
25-APR-89 12:00 EST P40331			3.6	28.9	0.340		0.340		0.340		0.345	0.345	0.345
09-MAY-89 10:30 EST P40331			2.9	20.2	0.224		0.219				0.235	0.220	
23-MAY-89 11:40 EST P40331			2.9	21.8	0.167		0.181		0.172		0.180	0.220	0.180
06-JUN-89 12:25 EST P40331			2.1	15.5	0.089		0.230		0.080		0.095	0.260	0.085
20-JUN-89 13:15 EDT P40331			2.1	14.3	0.075		0.073		0.063		0.096	0.090	0.083
04-JUL-89 14:45 EDT P40331			2.0	11.2	0.040		0.040		0.010		0.035	0.040	0.010
18-JUL-89 10:58 EST P40331			2.1	10.0	0.028		0.034				0.035	0.045	
15-AUG-89 15:00 EDT P40331			1.7	8.7	0.052		0.038		0.038		0.060	0.045	0.045
29-AUG-89 12:23 EDT P40331			1.5	9.4	0.022		0.026		0.024		0.030	0.035	0.025
13-SEP-89 11:40 EDT P40331			1.4	11.3	0.023		0.034		0.023		0.035	0.035	0.050
26-SEP-89 09:20 EDT P40331			1.7	11.6	0.104		0.071		0.048		0.135	0.100	0.075
10-OCT-89 11:30 EDT P40331			2.3	18.3	0.088		0.108		0.097		0.100	0.110	0.110
24-OCT-89 09:41 EDT P40331													
08-NOV-89 11:55 EDT P40331			3.4	28.1	0.232		0.210		0.269		0.225	0.208	0.208
22-NOV-89 11:59 EDT P40331			3.7	34.1	0.230		0.229		0.227		0.255	0.245	0.225
07-DEC-89 12:00 EDT P40331			3.8	30.4	0.239		0.235		0.247		0.275	0.285	0.295

(NOTE): (1) For NAQADMT method codes on symbols * and **, please refer to Appendix attached.
(2) Data flag symbols: G-greater than; L-less than; X-contaminated; Q-questionable.

Water Quality Data
Conservation and Protection - Pacific and Yukon Region

Sampling Date	Proj Code	Silicon	SiO2 14105L MG/L	Sulphate	Nitrogen	Nitrogen	Nitrogen	Nitrogen Total	Nitrogen Total	Nitrogen Total
		Extractable ICP 14111L MG/L		Dissolved 16306L MG/L	Nitrate 07110L MG/L	Nitrate 07110L MG/L	Nitrate 07110L MG/L	Dissolved 07651L MG/L	Dissolved 07651L MG/L	Dissolved 07651L MG/L
19-DEC-89 11:45	HDT PX0331		3.6	30.9	0.226	0.223	0.240	0.235	0.205	0.240
02-JAN-90 10:15	HDT PX0331		3.5	33.5	0.234	0.219	0.327 Q	0.249	0.240	0.410
16-JAN-90 12:51	HDT PX0331		3.8	39.7	0.185	0.201	0.192	0.290	0.255	0.250
13-FEB-90 11:57	HDT PX0331		3.9	43.0	0.176	0.230	0.256	0.175	0.306	0.230
27-FEB-90 11:30	HDT PX0331		3.6	39.0	0.248	0.243	0.224	0.392	0.242	0.196
13-MAR-90 11:44	HDT PX0331		3.3	40.7	0.232	0.231	0.277	0.210	0.210	0.270
27-MAR-90 11:27	HDT PX0331		3.8	35.8	0.219	0.219	0.224	0.300	0.310	0.320
10-APR-90 11:24	HDT PX0331		3.8	37.2	0.278	0.301 Q	0.293	0.290	0.320	0.290
24-APR-90 11:43	HDT PX0331		3.5	26.1	0.359 Q	0.360 Q	0.343 Q	0.372	0.427	0.353
08-MAY-90 12:25	HDT PX0331		3.2	24.7	0.322 Q	0.334 Q	0.384 Q	0.340	0.340	0.420
22-MAY-90 16:39	HDT PX0331	1.98		19.2	0.186	0.197	0.185	0.200	0.220	0.220
05-JUN-90 11:48	HDT PX0331	4.79		16.8	0.117	0.120	0.138	0.200	0.120	0.140
19-JUN-90 11:33	HDT PX0331	1.78		14.4	0.060	0.066	0.080	0.070	0.070	0.100
18-JUL-90 12:50	HDT PX0331	2.99		10.8	0.155	0.048	0.056	0.160	0.050	0.060
29-AUG-90 04:41	HDT PX0331	2.13		6.8	0.030	0.002 L	0.011	0.110	0.040	0.070
12-SEP-90 09:31	HDT PX0331	1.17		11.8	0.013	0.014	0.028	0.040	0.040	0.040
26-SEP-90 09:26	HDT PX0331	2.28		12.1	0.042	0.053	0.054	0.070	0.080	0.070
10-OCT-90 09:28	HDT PX0331	2.59		21.6	0.135	0.156	0.143	0.144	0.155	0.141
24-OCT-90 09:26	HDT PX0331	2.01		27.1	0.209	0.161	0.171	0.280	0.180	0.200
07-NOV-90 11:55	HDT PX0331	1.98		39.0	0.195	0.188	0.243	0.210	0.200	0.280
20-NOV-90 11:49	HDT PX0331	1.98		32.0	0.331 Q	0.245	0.255	0.350	0.220	0.230
04-DEC-90 13:04	HDT PX0331	2.07		38.2	0.178	0.188	0.188	0.250	0.260	0.260
18-DEC-90 16:30	HDT PX0331	2.35		39.0	0.259	0.262	0.249	0.290	0.310	0.250
03-JAN-91 12:00	HDT PX0331	2.05		40.0	0.209	0.218	0.207	0.330	0.250	0.210
16-JAN-91 09:00	HDT PX0331	2.17		40.7	0.206	0.191	0.186	0.220	0.200	0.200
12-FEB-91 13:25	HDT PX0331	2.11		38.0	0.235	0.217	0.206	0.260	0.230	0.230
26-FEB-91 11:30	HDT PX0331	2.33		36.0	0.196	0.235	0.210	0.250	0.320	0.240
19-MAR-91 12:00	HDT PX0331	2.29		40.6	0.201	0.198	0.218	0.200	0.210	0.220
27-MAR-91 11:49	HDT PX0331	2.36		44.0	0.218	0.204	0.228	0.240	0.230	0.250
09-APR-91 11:50	HDT PX0331	2.29		37.6	0.266	0.252	0.253	0.300	0.280	0.290
23-APR-91 10:50	HDT PX0331	2.08		27.6	0.435	0.435	0.444	0.470	0.470	0.490
07-MAY-91 11:35	HDT PX0331	2.13		21.3	0.477	0.416	0.404	0.610	0.500	0.470

[NOTE]: (1) For NAQDMP method codes on symbols * and **, please refer to Appendix attached.
(2) Data flag symbols: G-greater than; L-less than; X-contaminated; Q-questionable.

Water Quality Data
Conservation and Protection - Pacific and Yukon Region

Sampling Date	Proj Code	Silicon	SiO ₂	Sulphate	Nitrogen		Nitrogen		Nitrogen		Nitrogen Total	Nitrogen Total	Nitrogen Total
		Extractable			Dissolved	Nitrate	Nitrite	Nitrate	Nitrite	Dissolved			
		ICP	1410SL	1630SL	Nitrite Rep.1	Nitrite Rep. 2	Nitrite Rep.3	uv Rep.1	uv Rep.2	uv Rep.3			
		MG/L	MG/L	MG/L	MG/L	MG/L	MG/L	MG/L	MG/L	MG/L	MG/L	MG/L	MG/L
21-MAY-91 14:00 EDT Fx0331		1.90		16.0	0.369	0.272	0.264	0.410	0.510	0.320			
04-JUN-91 18:53 EDT Fx0331		2.18		19.3	0.172	0.176	0.175	0.190	0.190	0.180			
04-JUN-91 19:00 EDT Fx0334		2.41		19.0	0.179	0.180	0.180	0.190	0.190	0.190			
04-JUN-91 19:11 EDT Fx0337		0.05 L		0.5	0.029	0.015	0.002 L	0.030	0.020	0.030			
04-JUN-91 19:11 EDT Fx0337		0.05 L		1.8	0.020	0.035	0.033	0.020	0.040	0.040			
19-JUN-91 11:40 EDT Fx0331		2.86		13.8	0.096	0.117	0.125	0.100	0.120	0.130			
03-JUL-91 11:30 EDT Fx0331		16.80		10.0	0.042	0.066	0.018	0.050	0.080	0.040			
17-JUL-91 11:40 EDT Fx0331		3.29		10.7	0.116	0.018	0.051	0.140	0.030	0.060			

[NOTE]: (1) For NAQPADAT method codes on symbols * and **, please refer to Appendix attached.
(2) Data flag symbols: G-greater than; L-less than; X-contaminated; Q-questionable.

Water Quality Data
Conservation and Protection - Pacific and Yukon Region

BC08D0001

Sampling Date	Proj Code	Phosphorus		Phosphorus		Cyanide w 06604P MG/L	Cyanide w by weak acid 06606P MG/L	Total Inorganic Carbon 06051L MG/L	Total Organic Carbon 06001L MG/L	Dissolved Inorganic Carbon 06152L MG/L	Dissolved Organic Carbon 06101L MG/L
		Total Rep.1 15406L MG/L	Total Rep.2 15406L MG/L	Total Rep.3 15406L MG/L	Total Rep.4 15406L MG/L						
18-OCT-83 09:45 EDT FX0330		0.006	0.007	0.010							
06-APR-84 14:15 PST FX0330		0.004	0.004	0.005							
26-APR-84 12:50 PST FX0330		0.005	0.004	0.009							
14-JUN-84 13:53 PST FX0330		0.104	0.076								
12-JUL-84 04:25 PST FX0330		0.255	0.210								
18-AUG-84 11:21 PST FX0330		0.285	0.290	0.280							
17-SEP-84 07:30 PST FX0330		0.075	0.072								
13-DEC-84 15:15 PST FX0330		0.011	0.006	0.011							
21-JUL-87 21:08 EDT FX0331		2.475	2.225	0.975							
04-AUG-87 12:38 EDT FX0331		0.205	0.225	0.205							
18-AUG-87 09:40 EDT FX0331		0.215	0.200	0.210							
01-SEP-87 12:50 EDT FX0331		0.250	0.250	0.235							
15-SEP-87 10:50 EDT FX0331		0.285	0.300	0.270				11	2		
13-OCT-87 11:00 EDT FX0331		0.102	0.070	0.091							
27-OCT-87 12:30 PST FX0331		0.014	0.016	0.012							
10-NOV-87 10:45 PST FX0331		0.350	0.360								
24-NOV-87 15:00 PST FX0331		0.006	0.024	0.024							
08-DEC-87 15:00 PST FX0331		0.005	0.151	0.038							
22-DEC-87 13:30 PST FX0331		0.028	0.014	0.017							
05-JAN-88 17:00 PST FX0331		0.006	0.012	0.056							
19-JAN-88 11:30 PST FX0331		0.008	0.019	0.008							
02-FEB-88 12:50 PST FX0331		0.141	0.047	0.105							
16-FEB-88 14:30 PST FX0331		0.015	0.005	0.018							
01-MAR-88 10:00 PST FX0331		0.005	0.007	0.033							
15-MAR-88 14:50 PST FX0331		0.005	0.007	0.012							
12-APR-88 14:30 EDT FX0331		0.006	0.002	0.012							
26-APR-88 14:45 EST FX0331		0.066	0.011	0.028							
10-MAY-88 15:40 EST FX0331		0.070	0.087	0.069							
23-MAY-88 09:30 EST FX0331		0.140	0.135	0.260							
21-JUN-88 14:10 EST FX0331		0.240	0.134	0.215							
05-JUL-88 10:43 EST FX0331		0.172	0.230	0.184							
17-JUL-88 17:32 EST FX0331		0.435	0.205	0.225							

[NOTE]: (1) For NAQINDAT method codes on symbols * and **, please refer to Appendix attached.
(2) Data flag symbols: G-greater than; L-less than; X-contaminated; Q-questionable.

Water Quality Data
Conservation and Protection - Pacific and Yukon Region

Sampling Date	Proj Code	Phosphorus		Phosphorus		Cyanide w 06604P MG/L	Cyanide w by weak acid 06606P MG/L	Total Inorganic Carbon 06051L MG/L	Total Organic Carbon 06001L MG/L	Dissolved Inorganic Carbon 06152L MG/L	Dissolved Organic Carbon 06101L MG/L
		Total 15406L MG/L	Rep.1 MG/L	Total 15406L MG/L	Rep.2 MG/L						
02-AUG-88 11:45 EST	PM0331	0.615		0.570		0.555					
16-AUG-88 12:40 EST	PM0331	0.840		0.820							
13-SEP-88 10:30 EST	PM0331	0.580		0.570		0.705					
27-SEP-88 12:01 EST	PM0331	0.018		0.020		0.021					
11-OCT-88 12:30 EST	PM0331	0.117		0.121		0.129					
25-OCT-88 12:00 EST	PM0331	0.091		0.091		0.092					
08-NOV-88 14:30 EDT	PM0331	0.012		0.017		0.013					
22-NOV-88 14:00 EDT	PM0331	0.012		0.012		0.014					
06-DEC-88 13:00 EDT	PM0331	0.014		0.009		0.013					
21-DEC-88 16:00 EDT	PM0331	0.034		0.009		0.014					
03-JAN-89 15:30 EDT	PM0331	0.010		0.018		0.023					
17-JAN-89 12:25 EDT	PM0331	0.010		0.011		0.010					
14-FEB-89 15:00 EDT	PM0331	0.014		0.023		0.024					
28-FEB-89 11:00 EDT	PM0331	0.006		0.015		0.004					
14-MAR-89 11:20 EDT	PM0331	0.002		0.004		0.010					
28-MAR-89 10:50 EDT	PM0331	0.037		0.045		0.068					
11-APR-89 14:30 EST	PM0331	0.071		0.049		0.052					
25-APR-89 12:00 EST	PM0331	0.032		0.019		0.022					
09-MAY-89 10:30 EST	PM0331	0.022		0.120		0.102					
23-MAY-89 11:40 EST	PM0331										
06-JUN-89 12:25 EST	PM0331	0.430		0.455		0.405					
20-JUN-89 13:15 EDT	PM0331	0.625		0.600		0.550					
04-JUL-89 14:45 EDT	PM0331	1.220		0.970							
18-JUL-89 10:58 EST	PM0331	1.480		1.480							
15-AUG-89 15:00 EDT	PM0331	1.030		1.520		1.820					
29-AUG-89 12:23 EDT	PM0331	1.120		0.985		1.310					
13-SEP-89 11:40 EDT	PM0331	1.400		1.590		1.440					
26-SEP-89 09:20 EDT	PM0331	0.540		0.520		0.810					
10-OCT-89 11:30 EDT	PM0331	0.235		0.275		0.270					
24-OCT-89 09:41 EDT	PM0331										
08-NOV-89 11:55 EDT	PM0331	0.022		0.033		0.315					
22-NOV-89 11:59 EDT	PM0331	0.017									
07-DEC-89 12:00 EDT	PM0331	0.008		0.012		0.024					

(NOTE): (1) For NAQADAT method codes on symbols * and **, please refer to Appendix attached.
(2) Data flag symbols: G-greater than; L-less than; X-contaminated; Q-questionable.

Water Quality Data
Conservation and Protection - Pacific and Yukon Region

Sampling Date	Proj Code	Phosphorus		Phosphorus		Cyanide w by week acid 06604P MG/L	Cyanide w by week acid 06606P MG/L	Total Inorganic Carbon 06051L MG/L	Total Organic Carbon 06001L MG/L	Dissolved Inorganic Carbon 06152L MG/L	Dissolved Organic Carbon 06101L MG/L
		Total 15406L MG/L	Rep.1 06101L MG/L	Total 15406L MG/L	Rep.2 06101L MG/L						
19-DEC-89 11:45 EDT FX0331		0.052		0.008							
02-JAN-90 10:15 EDT FX0331		0.008		0.007							
16-JAN-90 12:51 EDT FX0331		0.011		0.016							
13-FEB-90 11:57 EDT FX0331		0.014		0.013							
27-FEB-90 11:30 EDT FX0331		0.021		0.008							
13-MAR-90 11:44 EDT FX0331		0.011		0.014							
27-MAR-90 11:27 EDT FX0331		0.002		0.021							
10-APR-90 11:24 EDT FX0331		0.007		0.006							
24-APR-90 11:43 EDT FX0331		0.027		0.023							
08-MAY-90 12:25 EDT FX0331		0.011		0.080							
22-MAY-90 16:39 EDT FX0331		0.091		0.130							
05-JUN-90 11:48 EDT FX0331		0.440		0.420							
19-JUN-90 11:33 EDT FX0331		0.660		0.520							
18-JUL-90 12:50 EDT FX0331		1.080 Q		0.720							
29-AUG-90 04:41 EDT FX0331		1.120 Q		1.230 Q							
12-SEP-90 09:31 EDT FX0331		0.144		0.120							
26-SEP-90 09:26 EDT FX0331		0.330		0.280							
10-OCT-90 09:28 EDT FX0331		0.159		0.121							
24-OCT-90 09:26 EDT FX0331		0.003		0.015							
07-NOV-90 11:55 EDT FX0331		0.010		0.036							
20-NOV-90 11:49 EDT FX0331		0.006		0.006							
04-DEC-90 13:04 EDT FX0331		0.017		0.052		0.0008	0.0005 L				
18-DEC-90 16:30 EDT FX0331		0.007		0.010							
03-JAN-91 12:00 EDT FX0331		0.070		0.011							
16-JAN-91 09:00 EDT FX0331		0.004		0.018							
12-FEB-91 13:25 EDT FX0331		0.004		0.005							
26-FEB-91 11:30 EDT FX0331		0.002		0.002							
19-MAR-91 12:00 EDT FX0331		0.003		0.007							
27-MAR-91 11:49 EDT FX0331		0.007		0.003							
09-APR-91 11:50 EDT FX0331		0.029		0.006							
23-APR-91 10:50 EDT FX0331		0.026		0.026							
07-MAY-91 11:35 EDT FX0331		0.060		0.053							

[NOTE]: (1) For NAQADMT method codes on symbols * and **, please refer to Appendix attached.
(2) Data flag symbols: G=greater than; L=less than; X=contaminated; Q=questionable.

Water Quality Data
Conservation and Protection - Pacific and Yukon Region

Sampling Date	Proj Code	Phosphorus	Phosphorus	Phosphorus	Cyanide	Cyanide	Total	Total	Dissolved	Dissolved
		Total Rep.1 15406L MG/L	Total Rep.2 15406L MG/L	Total Rep.3 15406L MG/L	uv 06604P MG/L	by weak acid 06606P MG/L	Inorganic Carbon 06051L MG/L	Organic Carbon 06001L MG/L	Inorganic Carbon 06152L MG/L	Organic Carbon 06101L MG/L
21-MAY-91 14:00 EDT	PX0331	0.042	0.043	0.044						
04-JUN-91 18:53 EDT	PX0331	0.050	0.046	0.049						
04-JUN-91 19:00 EDT	PX0334	0.057	0.051	0.052						
04-JUN-91 19:11 EDT	PX0337	0.002 L	0.002 L	0.002 L						
04-JUN-91 19:11 EDT	PX0337	0.002 L	0.002 L	0.003						
19-JUN-91 11:40 EDT	PX0331	0.299	0.255	0.157	0.0005 L	0.0005 L				
03-JUL-91 11:30 EDT	PX0331	0.896	0.804	0.903						
17-JUL-91 11:40 EDT	PX0331	0.314	0.339	0.336						

[NOTE]: (1) For NAQADAT method codes on symbols * and **, please refer to Appendix attached.
(2) Data flag symbols: G-greater than; L-less than; X-contaminated; Q-questionable.

Water Quality Data
Conservation and Protection - Pacific and Yukon Region

EC0800001

Sampling Date	Proj Code	Residue	Residue	Residue	Residue	Arsenic Extractable ** Total ** MG/L	Selenium Extractable ** Total ** MG/L	Aluminum Extractable ** Total ** MG/L	Mercury Extractable ** Total ** UG/L	Barium Extractable ** Total ** MG/L
		Non-Filterable 10401L MG/L	Filterable 10451L MG/L	Fixed Non-Filterable 10501L MG/L	Fixed Filterable 10551L MG/L					
18-OCT-83 09:45 EDT PX0330						0.0006	0.0009			0.05 L
06-APR-84 14:15 PST PX0330						0.0006	0.0014			0.05 L
26-APR-84 12:50 PST PX0330						0.0009	0.0013			0.05 L
14-JUN-84 13:53 PST PX0330		49	96	44	81	0.0026	0.0005			0.05 L
12-JUL-84 04:25 PST PX0330		115	91	114	72	0.0046	0.0002			
18-AUG-84 11:21 PST PX0330		143	113	137	62	0.0091	0.0008			0.02
17-SEP-84 07:30 PST PX0330		33	87	31	74	0.0032	0.0001 L			0.02
13-DEC-84 15:15 PST PX0330						0.0008	0.0004			0.02
21-JUL-87 21:08 EDT PX0331		634	125	615	104	0.0330	0.0021			0.03
04-AUG-87 12:38 EDT PX0331		122	114	117	102	0.0054	0.0007			0.02
18-AUG-87 09:40 EDT PX0331		129	68	120	55	0.0041	0.0006			0.02
01-SEP-87 12:50 EDT PX0331		1897	152	1858	118	0.0890	0.0052			0.02
15-SEP-87 10:50 EDT PX0331		135	100	128	77	0.0075	0.0009			0.01 L
13-OCT-87 11:00 EDT PX0331		12	165	10 L	135	0.0014	0.0016			0.01 L
27-OCT-87 12:30 PST PX0331						0.0009	0.0011			0.02
10-NOV-87 10:45 PST PX0331		170	84	164	63	0.0089	0.0015			0.01 L
24-NOV-87 15:00 PST PX0331						0.0006	0.0013			0.01 L
08-DEC-87 15:00 PST PX0331						0.0007	0.0014			0.01 L
22-DEC-87 13:30 PST PX0331						0.0007	0.0014			0.01 L
05-JAN-88 17:00 PST PX0331						0.0007	0.0016			0.01 L
19-JAN-88 11:30 PST PX0331						0.0007	0.0015			0.01 L
02-FEB-88 12:50 PST PX0331						0.0007	0.0017			0.01 L
16-FEB-88 14:30 PST PX0331						0.0006	0.0017			0.01 L
01-MAR-88 10:00 PST PX0331						0.0007	0.0014			0.01 L
15-MAR-88 14:50 PST PX0331						0.0005	0.0015			0.01 L
12-APR-88 14:30 EDT PX0331						0.0007	0.0009			0.02
26-APR-88 14:45 PST PX0331						0.0011	0.0014			0.01 L
10-MAY-88 15:40 PST PX0331		45	104	42	92	0.0025	0.0011			0.01 L
23-MAY-88 09:30 PST PX0331		99	91	93	71	0.0047	0.0001			0.01 L
21-JUN-88 14:10 PST PX0331		152	113	142	34	0.0048	0.0013			0.01 L
05-JUL-88 10:43 PST PX0331		81	168	72	109	0.0048	0.0012			0.01 L
17-JUL-88 17:32 PST PX0331		126	82	97	40	0.0060	0.0001 L			0.01 L

[NOTE]: (1) For NAQUDAT method codes on symbols * and **, please refer to Appendix attached.
(2) Data flag symbols: G-greater than; L-less than; X-contaminated; Q-questionable.

Water Quality Data
Conservation and Protection - Pacific and Yukon Region

Sampling Date	Proj Code	Residue	Residue	Residue	Residue	Arsenic Extractable ** Total ** MG/L	Selenium Extractable ** Total ** MG/L	Aluminum Extractable ** Total ** MG/L	Mercury Extractable ** Total ** UG/L	Barium Extractable ** Total ** MG/L
		Non-Filterable 1040LL MG/L	Filterable 1045LL MG/L	Fixed Non-Filterable 1050LL MG/L	Fixed Filterable 1055LL MG/L					
02-AUG-88 11:45 FST PX0331		269	84	51	53	0.0093	0.0012			0.02
16-AUG-88 12:40 FST PX0331		342	172	328	62	0.0139	0.0017			0.01 L
13-SEP-88 10:30 FST PX0331		363	180	349	151	0.0149	0.0024		(*) →	0.04 X
27-SEP-88 12:01 FST PX0331		10	137	10 L	40	0.0014	0.0010			0.01 L
11-OCT-88 12:30 FST PX0331		61	196	52	109	0.0033	0.0003			0.01 L
25-OCT-88 12:00 FST PX0331		19	210	12	181	0.0015	0.0013			0.01 L
08-NOV-88 14:30 EDT PX0331						0.0009	0.0014			0.01 L
22-NOV-88 14:00 EDT PX0331						0.0007	0.0015			0.04 X
06-DEC-88 13:00 EDT PX0331						0.0008	0.0018			0.03
21-DEC-88 16:00 EDT PX0331						0.0008	0.0020			0.03
03-JAN-89 15:30 EDT PX0331						0.0009	0.0020			0.03
17-JAN-89 12:25 EDT PX0331						0.0008	0.0021			0.03
14-FEB-89 15:00 EDT PX0331						0.0010	0.0022			0.02
28-FEB-89 11:00 EDT PX0331						0.0005	0.0020			0.03
14-MAR-89 11:20 EDT PX0331						0.0005	0.0020			0.02
28-MAR-89 10:50 EDT PX0331						0.0014	0.0019			0.02
11-APR-89 14:30 FST PX0331		27	269	18	197	0.0018	0.0001			0.02
25-APR-89 12:00 FST PX0331		10 L	239	10 L	170	0.0009	0.0011			0.03
09-MAY-89 10:30 FST PX0331		39	146	32	96	0.0021	0.0009		→	0.04 X
23-MAY-89 11:40 FST PX0331		30	117	19	94	0.0013	0.0009			0.03
06-JUN-89 12:25 FST PX0331		159	96	149	57	0.0052	0.0010			0.03
20-JUN-89 13:15 EDT PX0331		389	116	377	86	0.0100	0.0018		→	0.09 X
04-JUL-89 14:45 EDT PX0331		418	109	404	76	0.0091	0.0015		→	0.06 X
18-JUL-89 10:58 FST PX0331		1341	103	1323	40				→	0.04 X
15-AUG-89 15:00 EDT PX0331		715	98	698	87	0.0184	0.0019			0.02
29-AUG-89 12:23 EDT PX0331		572	100	561	64	0.0148	0.0018			0.01 X
13-SEP-89 11:40 EDT PX0331		100	87	96	64	0.0035	0.0003			0.01 X
26-SEP-89 09:20 EDT PX0331		320	88	306	82	0.0062	0.0010			0.03
10-OCT-89 11:30 EDT PX0331						0.0035	0.0009			0.01 X
24-OCT-89 09:41 EDT PX0331						0.0008	0.0010			0.01 X
08-NOV-89 11:55 EDT PX0331		10								
22-NOV-89 11:59 EDT PX0331		10 L								
07-DEC-89 12:00 EDT PX0331		10								

(*) Hg values marked with an arrow (→) have not been flagged on flopi data (and should be)

(NOTE): (1) For NAQA/PMT method codes on symbols * and **, please refer to Appendix attached.
(2) Data flag symbols: G-greater than; L-less than; X-contaminated; Q-questionable.

Water Quality Data
Conservation and Protection - Pacific and Yukon Region

Sampling Date	Proj Code	Residue	Residue	Residue	Residue	Arsenic	Selenium	Aluminum	Mercury	Barium
		Non-Filterable 1040LL MG/L	Filterable 1045LL MG/L	Fixed Non-Filterable 1050LL MG/L	Fixed Filterable 1055LL MG/L	Extractable ** Total ** MG/L	Extractable ** Total ** MG/L	Extractable ** Total ** MG/L	Extractable ** Total ** UG/L	Extractable ** Total ** MG/L
19-DEC-89 11:45	HDT PY0331		10							
02-JAN-90 10:15	HDT PY0331		10 L							
16-JAN-90 12:51	HDT PY0331		10 L							
13-FEB-90 11:57	HDT PY0331					0.0005	0.0015	0.125 Q	0.01 L	0.09
27-FEB-90 11:30	HDT PY0331		10 L			0.0005	0.0014	0.087 Q	0.02 X	0.05
13-MAR-90 11:44	HDT PY0331		10 L			0.0005	0.0014	0.055 Q	0.01 L	0.09
27-MAR-90 11:27	HDT PY0331		10 L			0.0006	0.0015	0.134 Q	0.01 X	0.09
10-APR-90 11:24	HDT PY0331		10 L			0.0006	0.0015	0.148 Q	0.01 L	0.08
24-APR-90 11:43	HDT PY0331		10 L			0.0011	0.0001	0.341 Q	0.01 X	0.07
08-MAY-90 12:25	HDT PY0331		10 L			0.0015	0.0012	0.812 Q	0.01 X	0.08
22-MAY-90 16:39	HDT PY0331					0.0022	0.0008	1.440 Q	0.01 L	0.08
05-JUN-90 11:48	HDT PY0331	130	100	130	100	0.0035	0.0011	4.810 Q	0.01 L	0.12
19-JUN-90 11:33	HDT PY0331	300	90	260	80	0.0089	0.0013	7.210 Q	0.01 L	0.15
18-JUL-90 12:50	HDT PY0331	1030 Q	70	1030 Q	50	0.0061	0.0009	3.040 Q	0.01 L	0.09
29-AUG-90 04:41	HDT PY0331	400	90	490	60	0.0145	0.0012	8.820 Q		0.22
12-SEP-90 09:31	HDT PY0331	20	60	20	60	0.0026	0.0004	1.890 Q		0.08
26-SEP-90 09:26	HDT PY0331	85	78	87	72	0.0061	0.0010	4.460 Q		0.13
10-OCT-90 09:28	HDT PY0331	40	100	40	100	0.0027	0.0010	1.730 Q	0.01 L	0.09
24-OCT-90 09:26	HDT PY0331	10 L	150	10 L	110	0.0009	0.0012	0.181 Q	0.01 L	0.08
07-NOV-90 11:55	HDT PY0331	10 L	150	10 L	140	0.0008	0.0013	0.154 Q	0.01 L	0.08
20-NOV-90 11:49	HDT PY0331	10 L	140	10 L	130	0.0008	0.0013	0.050	0.01 L	0.08
04-DEC-90 13:04	HDT PY0331	10 L	150	10 L	120	0.0010	0.0015	0.156 Q	0.01 X	0.09
18-DEC-90 16:30	HDT PY0331	10 L	150	10 L	130	0.0007	0.0018	0.104 Q	0.01 L	0.08
03-JAN-91 12:00	HDT PY0331	10 L	150	10 L	140	0.0005	0.0017	0.042	0.01	0.09
16-JAN-91 09:00	HDT PY0331	10 L	150	10 L	140	0.0007	0.0016	0.156 Q	0.01 L	0.09
12-FEB-91 13:25	HDT PY0331	10 L	140	10 L	130	0.0007	0.0014	0.081 Q	0.01 L	0.08
26-FEB-91 11:30	HDT PY0331	10 L	150	10 L	140			0.031	0.01 L	0.08
19-MAR-91 12:00	HDT PY0331	10 L	170	10 L	150	0.0007	0.0017	0.127 Q	0.01 L	0.09
27-MAR-91 11:49	HDT PY0331	10 L	170	10 L	150	0.0007	0.0018	0.053 Q	0.01 L	0.09
09-APR-91 11:50	HDT PY0331	10 L	160	10 L	140	0.0005	0.0014	0.095	0.01 L	0.08
23-APR-91 10:50	HDT PY0331	10 L	130	10 L	100	0.0009	0.0013	0.358	0.01	0.07
07-MAY-91 11:35	HDT PY0331	10 L	110	10 L	80	0.0016	0.0009	0.986	0.01 L	0.08

[NOTE]: (1) For NAQUAMT method codes on symbols * and **, please refer to Appendix attached.
(2) Data flag symbols: G-greater than; L-less than; X-contaminated; Q-questionable.

Water Quality Data
Conservation and Protection - Pacific and Yukon Region

Sampling Date	Proj Code	Residue	Residue	Residue	Residue	Arsenic	Selenium	Aluminum	Mercury	Barium
		Non-Filterable 10401L MG/L	Filterable 10451L MG/L	Fixed Non-Filterable 10501L MG/L	Fixed Filterable 10551L MG/L	Extractable ** Total ** MG/L	Extractable ** Total ** MG/L	Extractable ** Total ** MG/L	Extractable ** Total ** UG/L	Extractable ** Total ** MG/L
21-MAY-91 14:00 EDT Fx0331		20	110	20	90	0.0017	0.0008	1.160	0.02	0.07
04-JUN-91 18:53 EDT Fx0331		32	101	27	90	0.0021	0.0009	1.340	0.01	0.07
04-JUN-91 19:00 EDT Fx0334		30	100	30	90	0.0021	0.0009	1.420	0.01	0.07
04-JUN-91 19:11 EDT Fx0337		10 L	10 L	10 L	10 L	0.0001	0.0001	0.013	0.01	0.00
04-JUN-91 19:11 EDT Fx0337		10 L	10 L	10 L	10 L	0.0001 L	0.0001 L	0.040	0.01 L	0.00
19-JUN-91 11:40 EDT Fx0331		80	80	80	70	0.0054	0.0007	4.350	0.02	0.11
03-JUL-91 11:30 EDT Fx0331		360	70	370	70	0.0137	0.0016	8.300	0.02	0.22
17-JUL-91 11:40 EDT Fx0331		190	70	180	50	0.0055	0.0009	5.830	0.02	0.13

[NOTE]: (1) For NAQADRT method codes on symbols * and **, please refer to Appendix attached.
(2) Data flag symbols: G=greater than; L=less than; X=contaminated; Q=questionable.

Water Quality Data
Conservation and Protection - Pacific and Yukon Region

EC08DC0001

Sampling Date	Proj Code	Cadmium		Chromium		Copper	Iron	Lead	Manganese	Zinc	Molybdenum	Nickel
		Extractable Total ** MG/L	** L	Extractable Total ** MG/L	** L	Extractable Total ** MG/L	Extractable Total ** MG/L	Extractable Total ** MG/L	Extractable Total ** MG/L	Extractable Total ** MG/L	Extractable Total ** MG/L	Extractable Total ** MG/L
18-OCT-83 09:45 EDT FX0330		0.0005	L			0.0010	L	0.3200	0.0010	L	0.0200	0.0020
06-APR-84 14:15 FST FX0330		0.0010	L			0.0010	L	0.1000	0.0010	L	0.0200	0.0020
26-APR-84 12:50 FST FX0330		0.0010	L			0.0020		0.1000	0.0010		0.0100	0.0020
14-JUN-84 13:53 FST FX0330		0.0010	L			0.0120		3.3200	0.0040		0.1000	0.0160
12-JUL-84 04:25 FST FX0330		0.0010	L			0.0190		6.6700	0.0050		0.1900	0.0010 L
18-AUG-84 11:21 FST FX0330		0.0010	L			0.0230		9.3800	0.0090		0.2900	0.0410
17-SEP-84 07:30 FST FX0330		0.0010	L			0.0100		2.7200	0.0030		0.0850	0.0150
13-DEC-84 15:15 FST FX0330		0.0010	L			0.0020		0.6200	0.0010		0.0340	0.0050
21-JUL-87 21:08 EDT FX0331		0.0013				0.0727		17.8000	0.0223		0.9940	0.1090
04-AUG-87 12:38 EDT FX0331		0.0002				0.0127		5.2500	0.0052		0.1700	0.0446
18-AUG-87 09:40 EDT FX0331		0.0003				0.0103		4.8900	0.0105		0.1420	0.0273
01-SEP-87 12:50 EDT FX0331		0.0014				0.0914		37.7000	0.0240		2.0300	0.2100
15-SEP-87 10:50 EDT FX0331		0.0001	L			0.0214		5.3000	0.0060		0.1950	0.0292
13-OCT-87 11:00 EDT FX0331		0.0001				0.0095		1.4000	0.0018		0.0530	0.0121
27-OCT-87 12:30 FST FX0331		0.0001	L			0.0152		0.4060	0.0007	L	0.0180	0.0036
10-NOV-87 10:45 FST FX0331		0.0003				0.0205		7.5340	0.0058		0.0270	0.0362
24-NOV-87 15:00 FST FX0331		0.0002				0.0019		0.2080	0.0007	L	0.0070	0.0034
08-DEC-87 15:00 FST FX0331		0.0001	L			0.0019		0.2010	0.0007	L	0.0040	0.0028
22-DEC-87 13:30 FST FX0331		0.0001	L			0.0013		0.0770	0.0028		0.0090	0.0036
05-JAN-88 17:00 FST FX0331		0.0001	L			0.0011		0.1350	0.0007	L	0.0150	0.0042
19-JAN-88 11:30 FST FX0331		0.0001	L			0.0015		0.0758	0.0007	L	0.0310	0.0030
02-FEB-88 12:50 FST FX0331		0.0001				0.0918		0.3030	0.0023		0.0500	0.0031
16-FEB-88 14:30 FST FX0331		0.0001	L			0.0067		0.1500	0.0007	L	0.0190	0.0035
01-MAR-88 10:00 FST FX0331		0.0001	L			0.0036		0.0505	0.0007	L	0.0160	0.0130
15-MAR-88 14:50 FST FX0331		0.0001	L			0.0012		0.0531	0.0007	L	0.0160	0.0015
12-APR-88 14:30 EDT FX0331		0.0001	L			0.0019		0.1000	0.0007	L	0.0180	0.0010
26-APR-88 14:45 FST FX0331		0.0001				0.0081		0.6680	0.0012		0.0340	0.0048
10-MAY-88 15:40 FST FX0331		0.0001	L			0.0119		2.5500	0.0021		0.0820	0.0118
23-MAY-88 09:30 FST FX0331		0.0001	L			0.0184		5.4800	0.0047		0.1400	0.0229
21-JUN-88 14:10 FST FX0331		0.0002				0.0988		5.9100	0.0062		0.1940	0.0267
05-JUL-88 10:43 FST FX0331		0.0003				0.0982		4.9300	0.0058		0.1440	0.0240
17-JUL-88 17:32 FST FX0331		0.0002				0.0497		5.0700	0.0078		0.2170	0.0253

[NOTE]: (1) For NAQDAM method codes on symbols * and **, please refer to Appendix attached.
(2) Data flag symbols: G=greater than; L=less than; X=contaminated; Q=questionable.

Water Quality Data
Conservation and Protection - Pacific and Yukon Region

Sampling Date	Proj Code	Cadmium		Copper Extractable ** Total ** MG/L	Iron Extractable ** Total ** MG/L	Lead Extractable ** Total ** MG/L	Manganese Extractable ** Total ** MG/L	Zinc Extractable ** Total ** MG/L	Molybdenum		Nickel Total ** MG/L
		Total ** MG/L	Chromium Total ** MG/L						Total ** MG/L	Total ** MG/L	
02-AUG-88 11:45	FST PY0331	0.0004		0.0269	9.2900	0.0090	0.3170	0.0489			
16-AUG-88 12:40	FST PY0331	0.0005		0.0267	8.5300	0.0094	0.3730	0.0377			
13-SEP-88 10:30	FST PY0331	0.0005		0.0372	15.0000	0.0096	0.5910	0.0580			
27-SEP-88 12:01	FST PY0331	0.0001 L		0.0341	0.6630	0.0007 L	0.0310	0.0054			
11-OCT-88 12:30	FST PY0331	0.0001 L		0.1870	3.4100	0.0057	0.1120	0.0164			
25-OCT-88 12:00	FST PY0331	0.0002		0.0047	1.2800	0.0009	0.0700	0.0070			
08-NOV-88 14:30	HDT PY0331	0.0001 L		0.0150	0.3000	0.0015	0.0250	0.0036			
22-NOV-88 14:00	HDT PY0331	0.0001 L		0.0006	0.1510	0.0007 L	0.0220	0.0028			
06-DEC-88 13:00	HDT PY0331	0.0001 L		0.0034	0.2280	0.0007 L	0.0220	0.0262			
21-DEC-88 16:00	HDT PY0331	0.0001 L		0.0019	0.0775	0.0007 L	0.0220	0.0077			
03-JAN-89 15:30	HDT PY0331	0.0001 L		0.0014	0.2560	0.0007 L	0.0260	0.0033			
17-JAN-89 12:25	HDT PY0331	0.0001 L		0.0009	0.1460	0.0007 L	0.0220	0.0015			
14-FEB-89 15:00	HDT PY0331	0.0001 L		0.0017	0.3040	0.0007 L	0.0300	0.0020			
28-FEB-89 11:00	HDT PY0331	0.0001 L		0.0018	0.0866	0.0009	0.0150	0.0016			
14-MAR-89 11:20	HDT PY0331	0.0001 L		0.0064	0.1080	0.0007 L	0.0180	0.0049			
28-MAR-89 10:50	HDT PY0331	0.0002		0.0051	0.9430	0.0011	0.0450	0.0059			
11-APR-89 14:30	FST PY0331	0.0001		0.0043	5.8200	0.0012	0.0540	0.0064			
25-APR-89 12:00	FST PY0331	0.0001		0.0230	0.5770	0.0018	0.0320	0.0054			
09-MAY-89 10:30	FST PY0331	0.0011		0.0092	1.7820	0.0020	0.0700	0.0107			
23-MAY-89 11:40	FST PY0331	0.0012		0.0387	0.8440	0.0015	0.0410	0.0065			
06-JUN-89 12:25	FST PY0331	0.0003		0.0179	7.0300	0.0083	0.2530	0.0298			
20-JUN-89 13:15	HDT PY0331	0.0005		0.0344	20.3000	0.0104	0.4170	0.0585			
04-JUL-89 14:45	HDT PY0331	0.0005		0.1072	15.1000	0.0078	0.4750	0.0923			
18-JUL-89 10:58	FST PY0331	0.0014		0.0964	24.2000	0.0116	0.7170	0.0907			
15-AUG-89 15:00	HDT PY0331	0.0007		0.0722	18.7000	0.0046	0.6870	0.0842			
29-AUG-89 12:23	HDT PY0331	0.0005		0.0595	20.9000	0.0039	0.6690	0.0890			
13-SEP-89 11:40	HDT PY0331	0.0004		0.0342	6.5900	0.0061	0.2320	0.0398			
26-SEP-89 09:20	HDT PY0331	0.0007		0.0822 X	14.5000	0.0083	0.4820	0.0598			
10-OCT-89 11:30	HDT PY0331	0.0003		0.0339	4.3000	0.0042	0.1430	0.0180			
24-OCT-89 09:41	HDT PY0331	0.0001 L		0.0150	0.4070	0.0010	0.0240	0.0035			
08-NOV-89 11:55	HDT PY0331										
22-NOV-89 11:59	HDT PY0331										

[NOTE]: (1) For NAQ/PDQT method codes on symbols * and **, please refer to Appendix attached.
(2) Data flag symbols: G-greater than; L-less than; X-contaminated; Q-questionable.

Water Quality Data
Conservation and Protection - Pacific and Yukon Region

Sampling Date	Proj Code	Cadmium		Copper		Iron		Lead		Manganese		Zinc		Molybdenum		Nickel		
		Extractable Total **	** Total **	Extractable Total **	** Total **	Extractable Total **	** Total **	Extractable Total **	** Total **	Extractable Total **	** Total **	Extractable Total **	** Total **	Extractable Total **	** Total **	Extractable Total **	** Total **	
		MG/L	MG/L	MG/L	MG/L	MG/L	MG/L	MG/L	MG/L	MG/L	MG/L	MG/L	MG/L	MG/L	MG/L	MG/L	MG/L	
07-DEC-89 12:00 EDT PY0331																		
19-DEC-89 11:45 EDT PY0331																		
02-JAN-90 10:15 EDT PY0331																		
16-JAN-90 12:51 EDT PY0331																		
13-FEB-90 11:57 EDT PY0331		0.0001	L	0.0083		0.1000		0.2160		0.0020		0.0219		0.0231		0.0022		0.0005
27-FEB-90 11:30 EDT PY0331		0.0001		0.0047		0.1200		0.1190		0.0010		0.0215		0.0073		0.0018		0.0003
13-MAR-90 11:44 EDT PY0331		0.0001	L	0.0022		0.1060		0.0838		0.0011		0.0188		0.0028		0.0021		0.0002 L
27-MAR-90 11:27 EDT PY0331		0.0001	L	0.0014		0.0227		0.1660		0.0007		0.0197		0.0021		0.0017		0.0006
10-APR-90 11:24 EDT PY0331		0.0001	L	0.0017		0.0027		0.2000		0.0011		0.0202		0.0024		0.0019		0.0005
24-APR-90 11:43 EDT PY0331		0.0001	L	0.0009		0.0022		0.5640		0.0002 L		0.0265		0.0038		0.0015		0.0006
08-MAY-90 12:25 EDT PY0331		0.0002		0.0023		0.0119		1.3700		0.0020		0.0430		0.0073		0.0018		0.0019
22-MAY-90 16:39 EDT PY0331		0.0003		0.0036		0.0059		2.5100		0.0026		0.0763		0.0135		0.0017		0.0022
05-JUN-90 11:48 EDT PY0331		0.0007		0.0073		0.0311		8.7400		0.0204		0.2280		0.0336		0.0012		0.0065
19-JUN-90 11:33 EDT PY0331		0.0013		0.0090		0.0262		12.9000		0.0124		0.3620		0.0554		0.0013		0.0099
18-JUL-90 12:50 EDT PY0331		0.0007		0.0052		0.0119		6.2900		0.0047		0.1710		0.0239		0.0009		0.0056
29-AUG-90 04:41 EDT PY0331		0.0021		0.0159		0.0356		17.9000		0.0202		0.6680		0.0860		0.0001		0.0144
12-SEP-90 09:31 EDT PY0331		0.0003		0.0028		0.0054		3.1100		0.0039		0.0961		0.0140		0.0011		0.0031
26-SEP-90 09:26 EDT PY0331		0.0008		0.0061		0.0147		8.0500		0.0073		0.2440		0.0305		0.0008		0.0058
10-OCT-90 09:28 EDT PY0331		0.0003		0.0025		0.0071		2.7100		0.0028		0.0841		0.0125		0.0022		0.0026
24-OCT-90 09:26 EDT PY0331		0.0001		0.0046		0.0010		0.2490		0.0002 L		0.0194		0.0033		0.0017		0.0009
07-NOV-90 11:55 EDT PY0331		0.0001	L	0.0008		0.0009		0.2700		0.0002		0.0196		0.0036		0.0019		0.0005
20-NOV-90 11:49 EDT PY0331		0.0001	L	0.0002		0.0006		0.0887		0.0002		0.0194		0.0014		0.0022		0.0004
04-DEC-90 13:04 EDT PY0331		0.0001	L	0.0038		0.0035		0.2790		0.0006		0.0271		0.0033		0.0021		0.0032
18-DEC-90 16:30 EDT PY0331		0.0001	L	0.0006		0.0026		0.1740		0.0002 L		0.0197		0.0039		0.0022		0.0005
03-JAN-91 12:00 EDT PY0331		0.0001	L	0.0013		0.0010		0.0668		0.0002 L		0.0123		0.0008		0.0023		0.0006
16-JAN-91 09:00 EDT PY0331		0.0001		0.0020		0.0011		0.2730		0.0002 L		0.0211		0.0021		0.0021		0.0004
12-FEB-91 13:25 EDT PY0331		0.0001		0.0006		0.0007		0.1200		0.0002		0.0165		0.0017		0.0018		0.0003
26-FEB-91 11:30 EDT PY0331		0.0001		0.0002		0.0008		0.0521		0.0002 L		0.0142		0.0010		0.0019		0.0003
19-MAR-91 12:00 EDT PY0331		0.0001		0.0008		0.0005		0.2200		0.0006		0.0218		0.0026		0.0020		0.0007
27-MAR-91 11:49 EDT PY0331		0.0001		0.0003		0.0005		0.0979		0.0002		0.0159		0.0013		0.0022		0.0004
09-APR-91 11:50 EDT PY0331		0.0001		0.0005		0.0007		0.1570		0.0005		0.0186		0.0010		0.0018		0.0008
		0.0001		0.0005		0.0007		0.1570		0.0005		0.0186		0.0010		0.0018		0.0008
23-APR-91 10:50 EDT PY0331		0.0001		0.0042		0.0036		0.6180		0.0015		0.0266		0.0044		0.0019		0.0008

(NOTE): (1) For NAQPDAT method codes on symbols * and **, please refer to Appendix attached.
(2) Data flag symbols: G-greater than; L-less than; X-contaminated; Q-questionable.

Water Quality Data
Conservation and Protection - Pacific and Yukon Region

Sampling Date	Proj Code	Cadmium		Chromium Total ** MG/L	Copper		Iron		Lead		Manganese		Zinc		Molybdenum		Nickel Total ** MG/L
		Extractable ** Total ** MG/L	Total ** MG/L		Extractable ** Total ** MG/L	Extractable ** Total ** MG/L	Extractable ** Total ** MG/L	Extractable ** Total ** MG/L	Extractable ** Total ** MG/L	Extractable ** Total ** MG/L	Extractable ** Total ** MG/L	Extractable ** Total ** MG/L					
07-MAY-91 11:35 EDT	PR0331	0.0002	0.0382		0.0068	1.5500	0.0021	0.0530	0.0090	0.0017	0.0016						
21-MAY-91 14:00 EDT	PR0331	0.0002	0.0062		0.0040	1.7300	0.0023	0.0470	0.0088	0.0016	0.0017						
04-JUN-91 18:53 EDT	PR0331	0.0002	0.0022		0.0051	2.2600	0.0023	0.0551	0.0090	0.0018	0.0021						
04-JUN-91 19:00 EDT	PR0334	0.0003	0.0029		0.0060	2.3000	0.0022	0.0572	0.0101	0.0019	0.0024						
04-JUN-91 19:11 EDT	PR0337	0.0001 L	0.0002 L		0.0003	0.0159	0.0005	0.0003	0.0018	0.0004	0.0003						
04-JUN-91 19:11 EDT	PR0337	0.0001 L	0.0003		0.0002	0.0143	0.0004	0.0002	0.0002 L	0.0001 L	0.0002 L						
19-JUN-91 11:40 EDT	PR0331	0.0010	0.0074		0.0180	7.8900	0.0079	0.2150	0.0323	0.0018	0.0069						
03-JUL-91 11:30 EDT	PR0331	0.0014	0.0069		0.0327	8.0600	0.0141	0.2740	0.0753	0.0004	0.0111						
17-JUL-91 11:40 EDT	PR0331	0.0011	0.0088		0.0218	9.9600	0.0079	0.2490	0.0368	0.0017	0.0086						

[NOTE]: (1) For NAQUPDAT method codes on symbols * and **, please refer to Appendix attached.
(2) Data flag symbols: G=greater than; L=less than; X=contaminated; Q=questionable.

Water Quality Data
Conservation and Protection - Pacific and Yukon Region

BC08DC0001

Sampling Date	Proj Code	Beryllium	Cobalt	Lithium	Strontium	Vanadium	Silver
		Total ICP 04010P UG/L	Total ICP 27009P MG/L	Total ICP 03009P MG/L	Total ICP 38009P MG/L	Total ICP 23009P MG/L	Extractable 47302P MG/L
18-OCT-83 09:45 EDT	PX0330						
06-APR-84 14:15 PST	PX0330						
26-APR-84 12:50 PST	PX0330						
14-JUN-84 13:53 EST	PX0330						
12-JUL-84 04:25 EST	PX0330						
18-AUG-84 11:21 EST	PX0330						
17-SEP-84 07:30 EST	PX0330						
13-DEC-84 15:15 EST	PX0330						
21-JUL-87 21:08 EDT	PX0331						
04-AUG-87 12:38 EDT	PX0331						
18-AUG-87 09:40 EDT	PX0331						
01-SEP-87 12:50 EDT	PX0331						
15-SEP-87 10:50 EDT	PX0331						
13-OCT-87 11:00 EDT	PX0331						
27-OCT-87 12:30 EST	PX0331						
10-NOV-87 10:45 EST	PX0331						
24-NOV-87 15:00 EST	PX0331						
08-DEC-87 15:00 EST	PX0331						
22-DEC-87 13:30 EST	PX0331						
05-JAN-88 17:00 EST	PX0331						
19-JAN-88 11:30 EST	PX0331						
02-FEB-88 12:50 EST	PX0331						
16-FEB-88 14:30 EST	PX0331						
01-MAR-88 10:00 EST	PX0331						
15-MAR-88 14:50 EST	PX0331						
12-APR-88 14:30 EDT	PX0331						
26-APR-88 14:45 EST	PX0331						
10-MAY-88 15:40 EST	PX0331						
23-MAY-88 09:30 EST	PX0331						
21-JUN-88 14:10 EST	PX0331						
05-JUL-88 10:43 EST	PX0331						
17-JUL-88 17:32 EST	PX0331						

[NOTE]: (1) For NQUNDT method codes on symbols * and **, please refer to Appendix attached.
(2) Data flag symbols: G-greater than; L-less than; X-contaminated; Q-questionable.

Water Quality Data
Conservation and Protection - Pacific and Yukon Region

Sampling Date	Proj Code	Beryllium	Cobalt	Lithium	Strontium	Vanadium	Silver
		Total ICP 04010P uG/L	Total ICP 27009P MG/L	Total ICP 03009P MG/L	Total ICP 38009P MG/L	Total ICP 23009P MG/L	Extractable ICP 47302P MG/L
02-AUG-88 11:45	FST PX0331						
16-AUG-88 12:40	FST PX0331						
13-SEP-88 10:30	FST PX0331						
27-SEP-88 12:01	FST PX0331						
11-OCT-88 12:30	FST PX0331						
25-OCT-88 12:00	FST PX0331						
08-NOV-88 14:30	EDT PX0331						
22-NOV-88 14:00	EDT PX0331						
06-DEC-88 13:00	EDT PX0331						
21-DEC-88 16:00	EDT PX0331						
03-JAN-89 15:30	EDT PX0331						
17-JAN-89 12:25	EDT PX0331						
14-FEB-89 15:00	EDT PX0331						
28-FEB-89 11:00	EDT PX0331						
14-MAR-89 11:20	EDT PX0331						
28-MAR-89 10:50	EDT PX0331						
11-APR-89 14:30	FST PX0331						
25-APR-89 12:00	FST PX0331						
09-MAY-89 10:30	FST PX0331						
23-MAY-89 11:40	FST PX0331						
06-JUN-89 12:25	FST PX0331						
20-JUN-89 13:15	EDT PX0331						
04-JUL-89 14:45	EDT PX0331						
18-JUL-89 10:58	FST PX0331						
15-AUG-89 15:00	EDT PX0331						
29-AUG-89 12:23	EDT PX0331						
13-SEP-89 11:40	EDT PX0331						
26-SEP-89 09:20	EDT PX0331						
10-OCT-89 11:30	EDT PX0331						
24-OCT-89 09:41	EDT PX0331						
08-NOV-89 11:55	EDT PX0331						
22-NOV-89 11:59	EDT PX0331						
07-DEC-89 12:00	EDT PX0331						

[NOTE]: (1) For NAQADAT method codes on symbols * and **, please refer to Appendix attached.
(2) Data flag symbols: G-greater than; L-less than; X-contaminated; Q-questionable.

Water Quality Data
Conservation and Protection - Pacific and Yukon Region

Sampling Date	Proj Code	Beryllium	Cobalt	Lithium	Strontium	Vanadium	Silver
		Total ICP 04010P µg/L	Total ICP 27009P MG/L	Total ICP 03009P MG/L	Total ICP 38009P MG/L	Total ICP 23009P MG/L	Extractable 47302P MG/L
19-DEC-89 11:45 EDT FX0331							
02-JAN-90 10:15 EDT FX0331							
16-JAN-90 12:51 EDT FX0331							
13-FEB-90 11:57 EDT FX0331		0.0500 L	0.0001	0.0010	0.2330	0.0003	
27-FEB-90 11:30 EDT FX0331		0.0500 L	0.0002	0.0010	0.2110	0.0003	
13-MAR-90 11:44 EDT FX0331		0.0500 L	0.0001	0.0010	0.2260	0.0001 L	
27-MAR-90 11:27 EDT FX0331		0.0500 L	0.0003	0.0009	0.2290	0.0002	
10-APR-90 11:24 EDT FX0331		0.0500	0.0005	0.0011	0.2170	0.0005	
24-APR-90 11:43 EDT FX0331		0.0500 L	0.0004	0.0011	0.1770	0.0009	
08-MAY-90 12:25 EDT FX0331		0.0500 L	0.0009	0.0015	0.1690	0.0024	
22-MAY-90 16:39 EDT FX0331		0.0500	0.0013	0.0018	0.1390	0.0044	
05-JUN-90 11:48 EDT FX0331		0.1600	0.0034	0.0047	0.1310	0.0137	
19-JUN-90 11:33 EDT FX0331		0.2200	0.0054	0.0071	0.1210	0.0207	
18-JUL-90 12:50 EDT FX0331		0.1000	0.0029	0.0030	0.0930	0.0112	
29-AUG-90 04:41 EDT FX0331		0.2800	0.0079	0.0084	0.1020	0.0264	
12-SEP-90 09:31 EDT FX0331		0.0500	0.0015	0.0021	0.0910	0.0055	
26-SEP-90 09:26 EDT FX0331		0.1500	0.0033	0.0051	0.1040	0.0134	
10-OCT-90 09:28 EDT FX0331		0.0700	0.0012	0.0023	0.1550	0.0050	
24-OCT-90 09:26 EDT FX0331		0.0500 L	0.0003	0.0010	0.1820	0.0005	
07-NOV-90 11:55 EDT FX0331		0.0500 L	0.0001	0.0011	0.1910	0.0005	
20-NOV-90 11:49 EDT FX0331		0.0500 L	0.0001	0.0011	0.2130	0.0002	
04-DEC-90 13:04 EDT FX0331		0.0500 L	0.0002	0.0011	0.2190	0.0005	
18-DEC-90 16:30 EDT FX0331		0.0500 L	0.0001	0.0011	0.2230	0.0003	
03-JAN-91 12:00 EDT FX0331		0.0500 L	0.0002	0.0010	0.2310	0.0002	
16-JAN-91 09:00 EDT FX0331		0.0500 L	0.0002	0.0012	0.2270	0.0005	
12-FEB-91 13:25 EDT FX0331		0.0500 L	0.0002	0.0010	0.2120	0.0002	
26-FEB-91 11:30 EDT FX0331		0.0500 L	0.0001	0.0011	0.2220	0.0001	
19-MAR-91 12:00 EDT FX0331		0.0500 L	0.0001	0.0012	0.2420	0.0003	
27-MAR-91 11:49 EDT FX0331		0.0500 L	0.0001	0.0013	0.2520	0.0002	
09-APR-91 11:50 EDT FX0331		0.0500 L	0.0003	0.0013	0.2280	0.0003	
23-APR-91 10:50 EDT FX0331		0.0500 L	0.0003	0.0014	0.1840	0.0010	
07-MAY-91 11:35 EDT FX0331		0.0500 L	0.0007	0.0017	0.1580	0.0024	

[NOTE]: (1) For NAQADAT method codes on symbols * and **, please refer to Appendix attached.
(2) Data flag symbols: G-greater than; L-less than; X-contaminated; Q-questionable.

Water Quality Data
Conservation and Protection - Pacific and Yukon Region

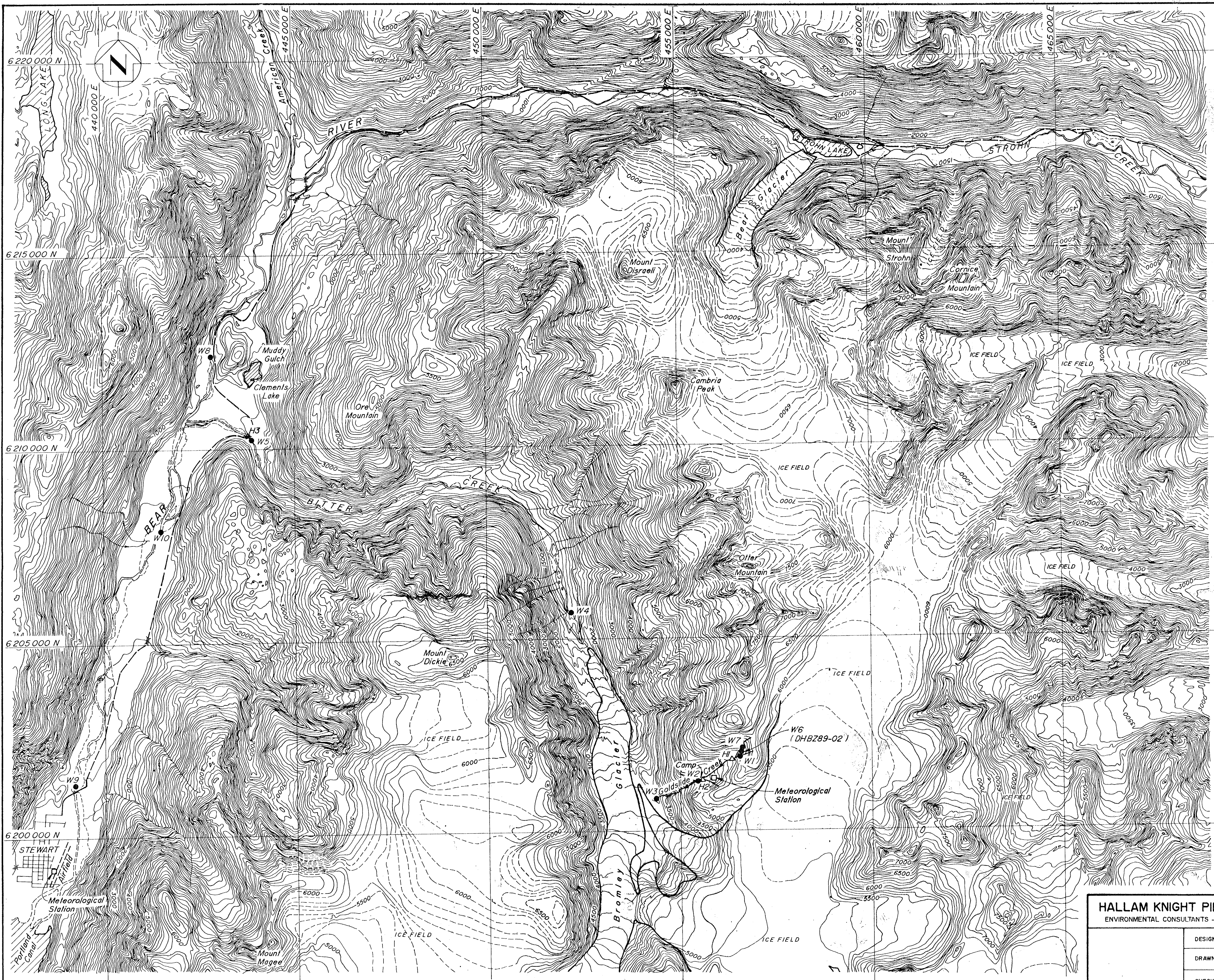
Sampling Date	Proj Code	Beryllium	Cobalt	Lithium	Strontium	Vanadium	Silver
		Total ICP 04010P uG/L	Total ICP 27009P MG/L	Total ICP 03009P MG/L	Total ICP 38009P MG/L	Total ICP 23009P MG/L	Extractable 47302P MG/L
21-MAY-91 14:00 EDT	FX0331	0.0500 L	0.0009	0.0020	0.1470	0.0030	
04-JUN-91 18:53 EDT	FX0331	0.0500 L	0.0009	0.0022	0.1560	0.0033	
04-JUN-91 19:00 EDT	FX0334	0.0500 L	0.0009	0.0023	0.1550	0.0035	
04-JUN-91 19:11 EDT	FX0337	0.0500 L	0.0001 L	0.0001 L	0.0001	0.0001	
04-JUN-91 19:11 EDT	FX0337	0.0500 L	0.0001 L	0.0001 L	0.0005	0.0001	
19-JUN-91 11:40 EDT	FX0331	0.1000	0.0033	0.0050	0.1260	0.0120	
03-JUL-91 11:30 EDT	FX0331	0.2000	0.0063	0.0113	0.1260	0.0077	
17-JUL-91 11:40 EDT	FX0331	0.1300	0.0041	0.0058	0.1030	0.0157	

[NOTE]: (1) For NAQPADAT method codes on symbols * and **, please refer to Appendix attached.
(2) Data flag symbols: G=greater than; L=less than; X=contaminated; Q=questionable.

Appendix — Detail information on NQA/QM method codes; symbols * and **. (* represents Major Ions whereas ** represents Metals.)

* Major Ions			
Sample Date	< Aug 1, 1987	Aug 1, 1987 - Jan. 31, 1990	> Feb. 1, 1990
Calcium	20103L	20103L	20321L
Magnesium	12101E	12102L	12321L
Hardness	10603L	10602E	10602E
Sample Date < Nov. 1, 1989 > Nov. 1, 1989			
Potassium	19103L	19301L	
Sodium	11103L	11321L	

** Metals			
Sample Date	< Aug 1, 1984	Aug 1, 1984 - Feb. 13, 1990	> Feb. 13, 1990
	[EXTRACTABLE]	[TOTAL]	[ICP TOTAL]
As	33304L	33008L	33008L
Se	34302L	34008L	34008L
Cd	48302P	48002P	48009P
Cu	29305P	29005P	29009P
Fe	26304P	26004P	26009P
Pb	82302P	82002P	82009P
Mn	25304P	25004P	25010P
Hg	80311P	80011P	80011P
Zn	30305P	30005P	30009P
Mb	42302P	42002P	42009P
Al	-	13003P	13009P
Ba	-	56001P	56009P
Cr	-	24003P	24009P
Ni	-	28002P	28009P
Be	-	-	04010P
Co	-	-	27009P
Li	-	-	03009P
Sr	-	-	38009P
V	-	-	23009P
Ag	47302P(01-AER-91)-	-	-




GEOLOGICAL BRANCH
ASSESSMENT REPORT

22,417

PART 4 OF 5

NOTE
Contour intervals are 100 feet



HALLAM KNIGHT PIEŚOLD LTD.
ENVIRONMENTAL CONSULTANTS - VANCOUVER, B.C.

BOND GOLD CANADA INC.

RED MOUNTAIN PROJECT

WATER QUALITY, HYDROLOGY
AND METEOROLOGICAL STATIONS

DRG NO	DESCRIPTION	REV.	DATE	DESCRIPTION	APPROVED	REV.	DATE	DESCRIPTION	APPROVED
	REFERENCE DRAWINGS			REVISIONS				REVISIONS	

DATE	SCALE AS SHOWN	DRG. NO. HI231.101	REV.
------	----------------	--------------------	------