


**DIAMOND DRILLING REPORT**  
**ON THE**  
**RED CHRIS PROJECT**



**VOLUME II**

**LOCATED IN**

**NORTHERN BRITISH COLUMBIA**

<b>N.T.S.</b>	<b>104-H-12W</b>
<b>LATITUDE</b>	<b>57° 45'N</b>
<b>LONGITUDE</b>	<b>129° 45'W</b>

**FOR**

**AMERICAN BULLION MINERALS LTD.**  
**GEOLOGICAL BRANCH**  
**ASSESSMENT REPORT**

**BY**

**WAYNE J. ROBERTS, P. GEO.**

September 29, 1994

**23,534**

**PART 2 OF 2**



GEOLOGICAL BRANCH  
ASSESSMENT REPORT  
**23,534**  
PART 2 OF 2

DRILL HOLE PLAN

Rev	Location	By	Revision Particulars	BY (M)	Reference Drawings
A					
B					
C					
D					
E					
T					
C					

AMERICAN BULLION MINERALS LTD.  
RED CHRIS AREA  
KLUEA LAKE, B.C.

ADW Engineering Ltd.  
P.O. Box 4379 Smithers B.C. V0J 2N0  
Telephone: (604) 847-2221 Facsimile: (604) 847-2221

Designed: \_\_\_\_\_  
Drawn: \_\_\_\_\_  
Date: SEPT, 1994  
Checked: \_\_\_\_\_  
Approved: \_\_\_\_\_  
Scale: \_\_\_\_\_  
Client: AMERICAN BULLION MINERALS LTD.  
15th Floor, 675 W. Hastings Street  
Vancouver, B.C.  
V6B 1N2

Dwg Title: **DRILL HOLE PLAN**  
MAP No. 1

- LEGEND**
- Lithologic Contact
  - Limit Of Stockwork
  - Fault
  - Approximate Limits Of Main Stringer/Stockwork Zone
  - Drill Hole Trace With Zone Of Moderate To Strong Stockwork
  - Interval With Weighted Average Assay  $\frac{Cu (\%), Au (g/t)}{\text{Interval Length (m)}}$

- Quartz Stockwork:**
- vWs Very Weak Stockwork (<1 / 25 cm)
  - Ws Weak Stockwork (<4 / 25 cm)
  - Ms Medium Stockwork
  - Ss Strong Stockwork (>4, up to 20 / 25 cm)
  - vSs Very Strong Stockwork

- Lithology:**
- PPFH Red Stock, Feldspar-Hornblende Porphyry, Main Phase
  - PPFB Feldspar-Hornblende Porphyry, Barren Phase
  - BEP Bird's Eye "Porphyry": Actally Quartz Amygdaloidal Dyke


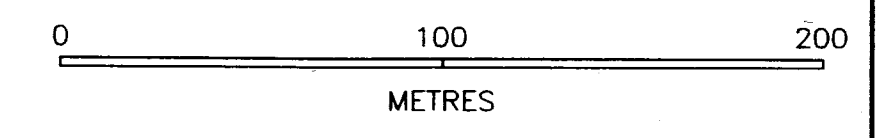
Note: Lithology on section is PPFH (Red Stock, Main Phase) unless noted otherwise.



**GEOLOGICAL BRANCH  
ASSESSMENT REPORT**

**23,534**

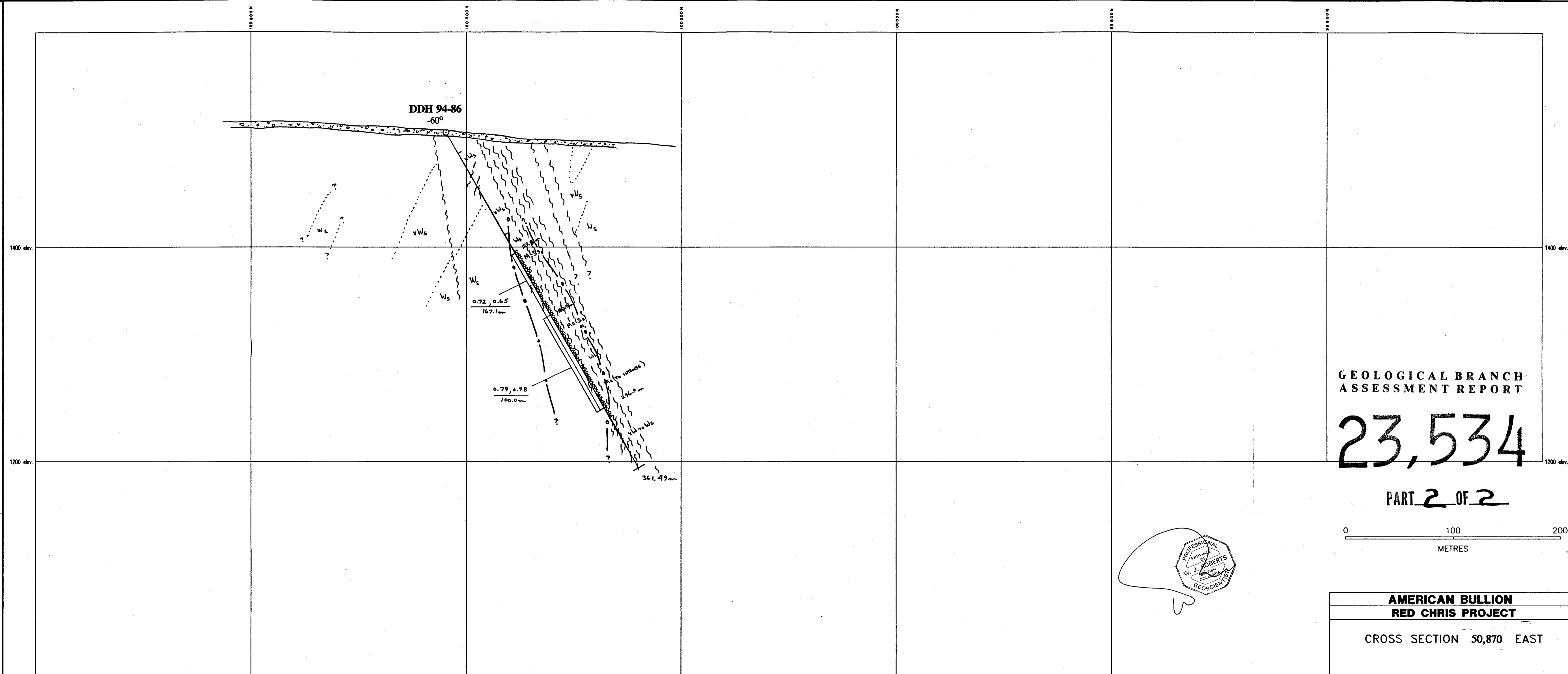
**PART 2 OF 2**



**AMERICAN BULLION  
RED CHRIS PROJECT**

CROSS SECTION 50,800 EAST


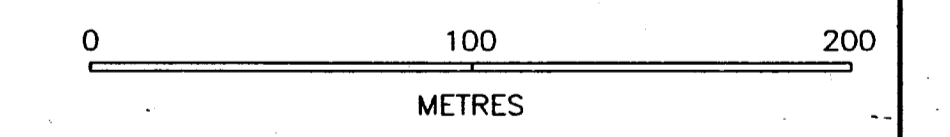
- LEGEND**
- Lithologic Contact
  - Limit Of Stockwork
  - Fault
  - Approximate Limits Of Main Stringer/Stockwork Zone
  - Drill Hole Trace With Zone Of Moderate To Strong Stockwork
  - Interval With Weighted Average Assay  $\frac{Cu (\%) \cdot Au (g/t) \cdot \square}{Interval Length (m)}$
- Quartz Stockwork:**
- vWs Very Weak Stockwork (<1 / 25 cm)
  - Ws Weak Stockwork (<4 / 25 cm)
  - Ms Medium Stockwork (>4, up to 20 / 25 cm)
  - Ss Strong Stockwork (>4, up to 20 / 25 cm)
  - vSs Very Strong Stockwork (>4, up to 20 / 25 cm)
- Lithology:**
- PPFH Red Stock; Feldspar-Hornblende Porphyry, Main Phase
  - PPFB Feldspar-Hornblende Porphyry, Barren Phase
  - BEP Bird's Eye "Porphyry"; Actually Quartz Amygdaloidal Dyke
- Note: Lithology on section is PPFH (Red Stock, Main Phase) unless noted otherwise.



**GEOLOGICAL BRANCH  
ASSESSMENT REPORT**

**23,534**

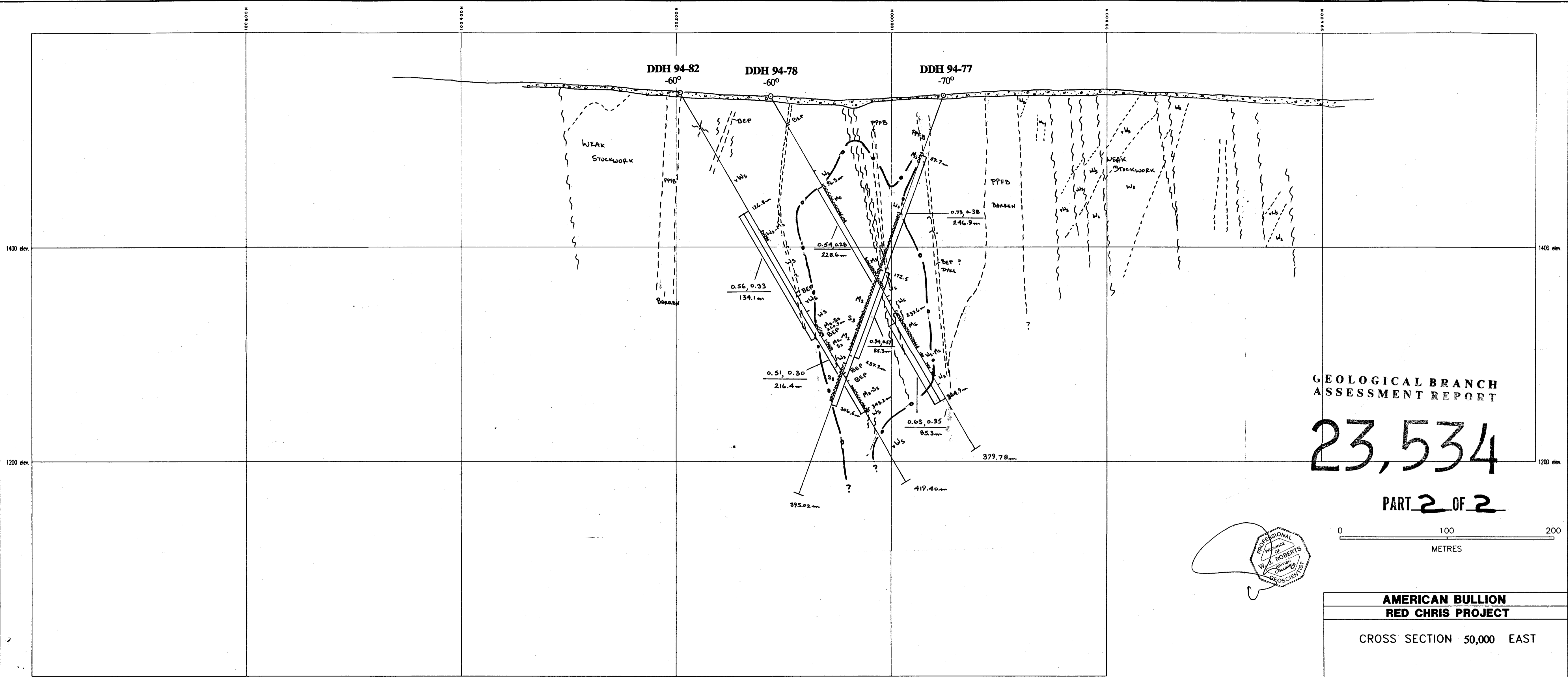
**PART 2 OF 2**



**AMERICAN BULLION  
RED CHRIS PROJECT**

CROSS SECTION 50,870 EAST

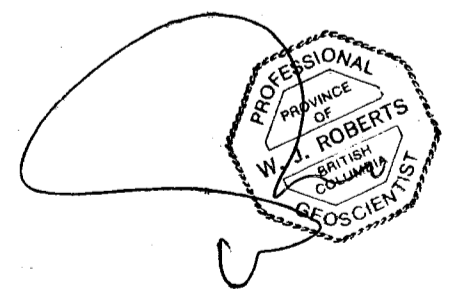
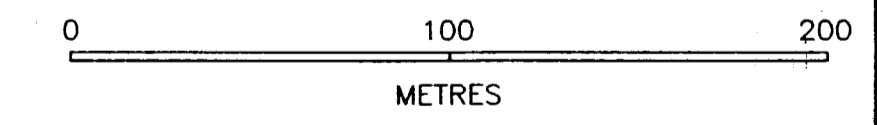
- LEGEND**
- Lithologic Contact
  - Limit Of Stockwork
  - Fault
  - Approximate Limits Of Main Stringer/Stockwork Zone
  - Drill Hole Trace With Zone Of Moderate To Strong Stockwork
  - Interval With Weighted Average Assay  $\frac{Cu (S), Au (T)}{Interval Length (m)}$
- Quartz Stockwork:**
- vWs Very Weak Stockwork (< 1 / 25 cm)
  - Ws Weak Stockwork (< 4 / 25 cm)
  - Ms Medium Stockwork (> 4, up to 20 / 25 cm)
  - Ss Strong Stockwork
  - vSs Very Strong Stockwork
- Lithology:**
- PPFH Red Stock; Feldspar-Hornblende Porphyry, Main Phase
  - PPFB Feldspar-Hornblende Porphyry, Barren Phase
  - BEP Bird's Eye "Porphyry"; Actually Quartz Amygdaloidal Dyke
- Note: Lithology on section is PPFH (Red Stock, Main Phase) unless noted otherwise.



GEOLOGICAL BRANCH  
ASSESSMENT REPORT

23,534

PART 2 OF 2



**AMERICAN BULLION  
RED CHRIS PROJECT**

CROSS SECTION 50,000 EAST

- LEGEND**
- Lithologic Contact
  - Limit Of Stockwork
  - Fault
  - Approximate Limits Of Main Stringer/Stockwork Zone
  - Drill Hole Trace With Zone Of Moderate To Strong Stockwork
  - Interval With Weighted Average Assay  $\frac{Cu (\%), Au (g/T)}{Interval Length (m)}$

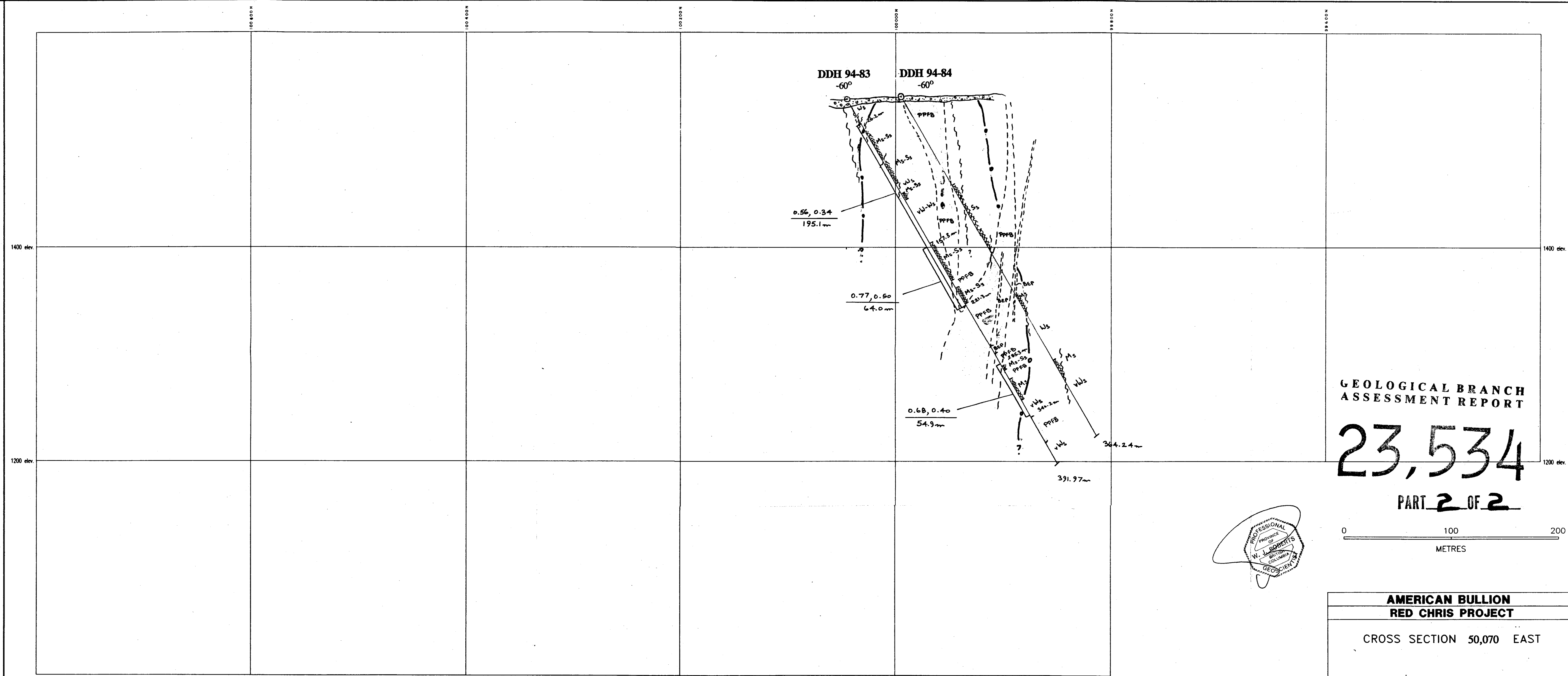
**Quartz Stockwork:**

- vWs Very Weak Stockwork (<1 / 25 cm)
- Ws Weak Stockwork (<4 / 25 cm)
- Ms Medium Stockwork (>4, up to 20 / 25 cm)
- Ss Strong Stockwork (>4, up to 20 / 25 cm)
- vSs Very Strong Stockwork (>4, up to 20 / 25 cm)

**Lithology:**

- PPFH Red Stock; Feldspar-Hornblende Porphyry, Main Phase
- PPFB Feldspar-Hornblende Porphyry, Barren Phase
- BEP Bird's Eye "Porphyry"; Actually Quartz Amygdaloidal Dyke

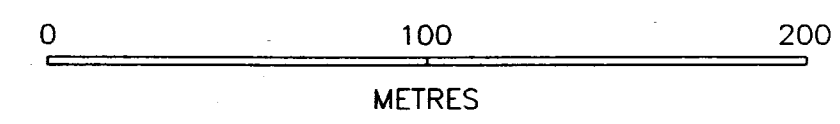
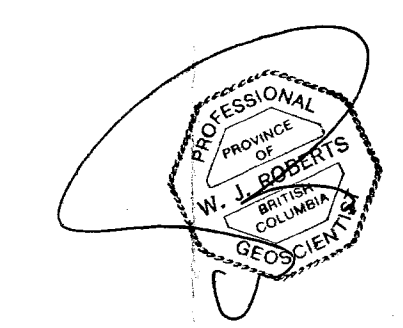
Note: Lithology on section is PPFH (Red Stock, Main Phase) unless noted otherwise.



**GEOLOGICAL BRANCH  
ASSESSMENT REPORT**

**23,534**

**PART 2 OF 2**









**AMERICAN BULLION  
RED CHRIS PROJECT**

CROSS SECTION 50,070 EAST



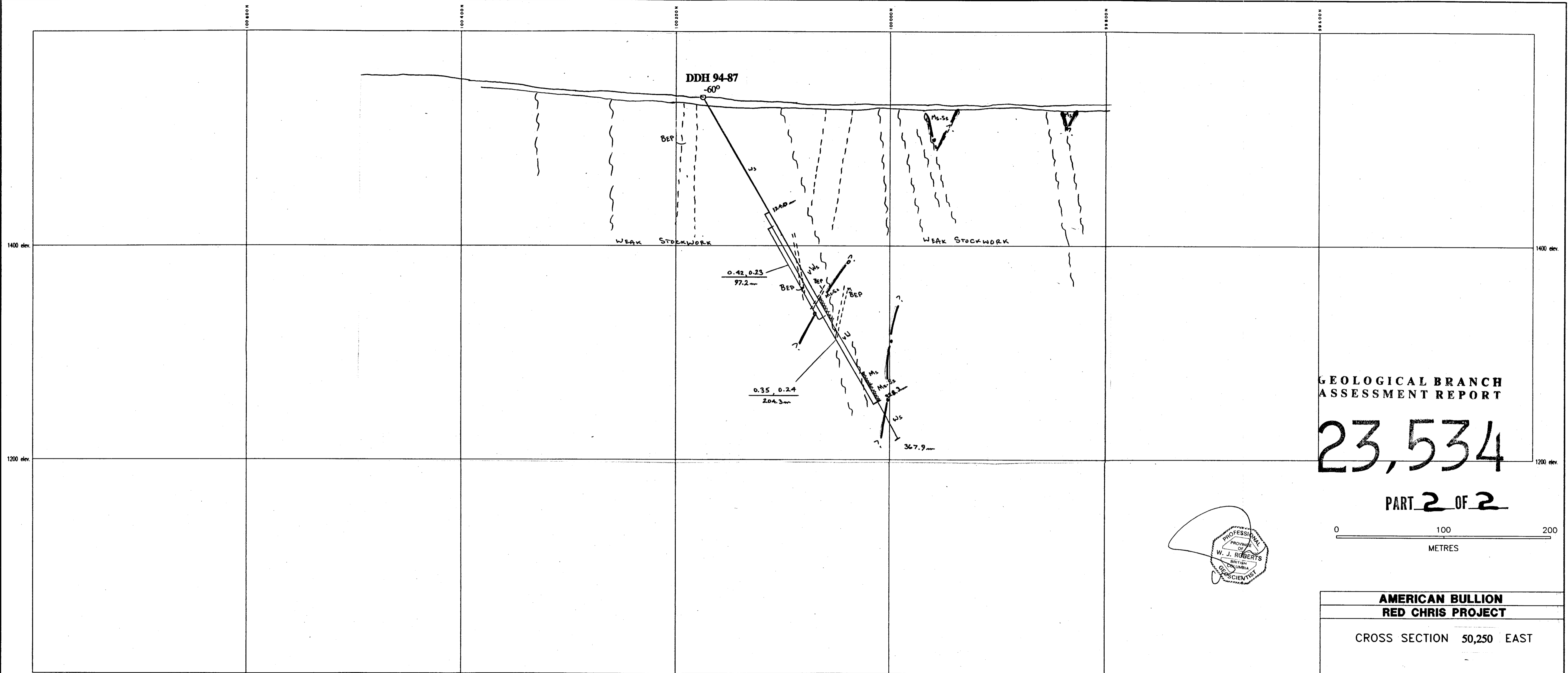
**LEGEND**

-  Lithologic Contact
-  Limit Of Stockwork
-  Fault
-  Approximate Limits Of Main Stringer/Stockwork Zone
-  Drill Hole Trace With Zone Of Moderate To Strong Stockwork
-  Interval With Weighted Average Assay  $\frac{Cu (\%), Au (g/T)}{\text{Interval Length (m)}}$

- Quartz Stockwork:**
- vWs Very Weak Stockwork (<1 / 25 cm)
  - Ws Weak Stockwork (<4 / 25 cm)
  - Ms Medium Stockwork
  - Ss Strong Stockwork (>4, up to 20 / 25 cm)
  - vSs Very Strong Stockwork

- Lithology:**
- PPFH Red Stock; Feldspar-Hornblende Porphyry, Main Phase
  - PPFB Feldspar-Hornblende Porphyry, Barren Phase
  - BEP Bird's Eye "Porphyry"; Actually Quartz Amygdaloidal Dyke


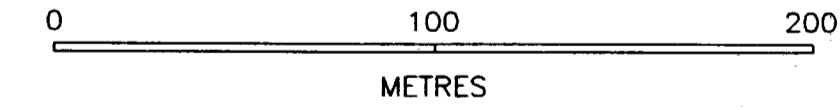
Note: Lithology on section is PPFH (Red Stock, Main Phase) unless noted otherwise.



**GEOLOGICAL BRANCH  
ASSESSMENT REPORT**

**23,534**

**PART 2 OF 2**









**AMERICAN BULLION  
RED CHRIS PROJECT**

CROSS SECTION 50,250 EAST



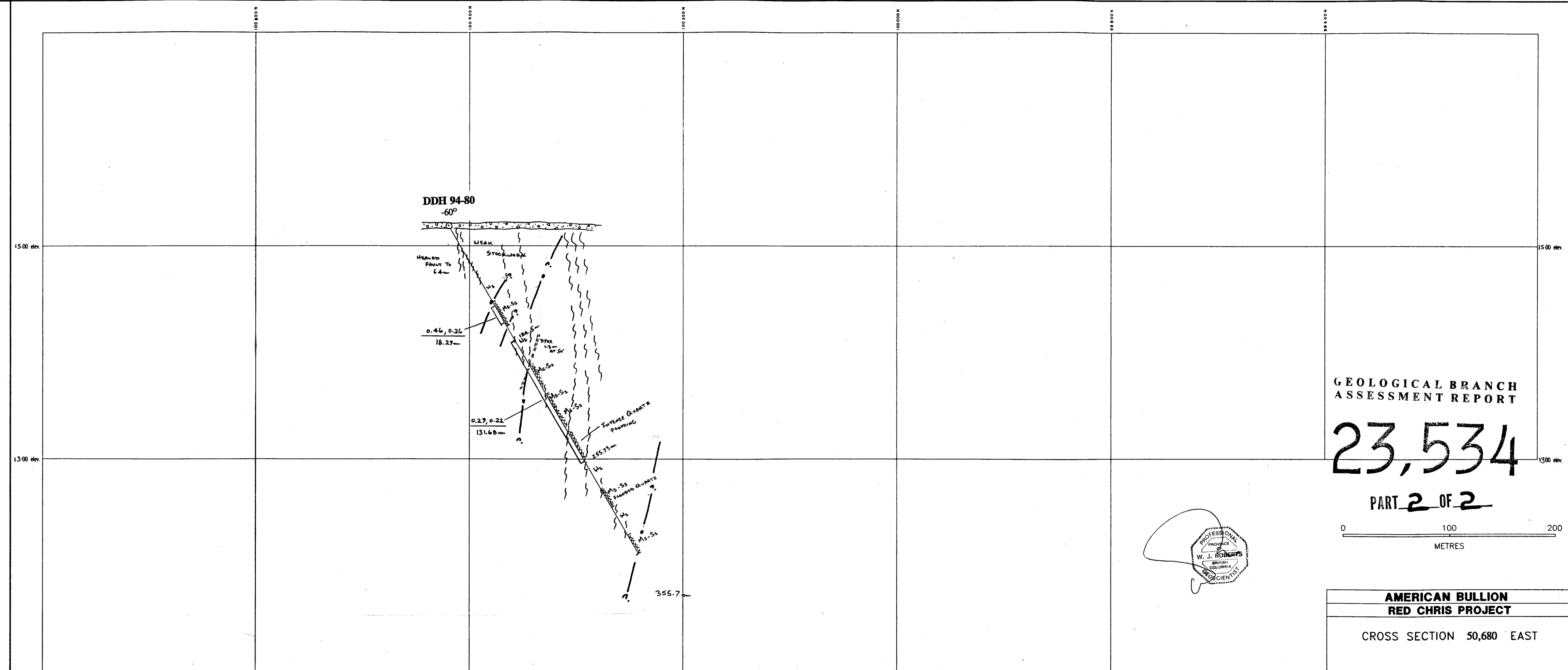
**LEGEND**

-  Lithologic Contact
-  Limit Of Stockwork
-  Fault
-  Approximate Limits Of Main Stringer/Stockwork Zone
-  Drill Hole Trace With Zone Of Moderate To Strong Stockwork
-  Interval With Weighted Average Assay  $\frac{Cu (\%), Au (g/T)}{\text{Interval Length (m)}}$

- Quartz Stockwork:
- vWs Very Weak Stockwork (< 1 / 25 cm)
  - Ws Weak Stockwork (< 4 / 25 cm)
  - Ms Medium Stockwork
  - Ss Strong Stockwork (> 4, up to 20 / 25 cm)
  - vSs Very Strong Stockwork

- Lithology:
- PPFH Red Stock; Feldspar-Hornblende Porphyry, Main Phase
  - PPFB Feldspar-Hornblende Porphyry, Barren Phase
  - BEP Bird's Eye "Porphyry"; Actually Quartz Amygdaloidal Dyke

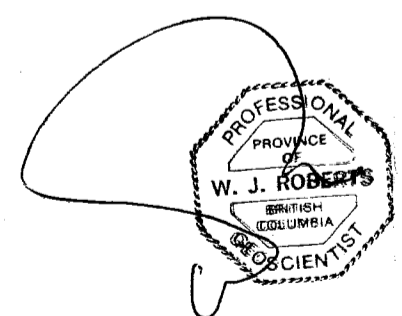
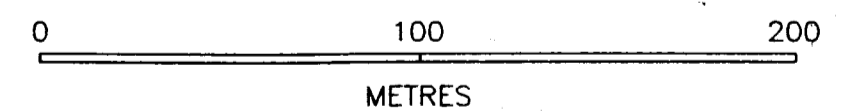
Note: Lithology on section is PPFH (Red Stock, Main Phase) unless noted otherwise.



**GEOLOGICAL BRANCH  
ASSESSMENT REPORT**

**23,534**

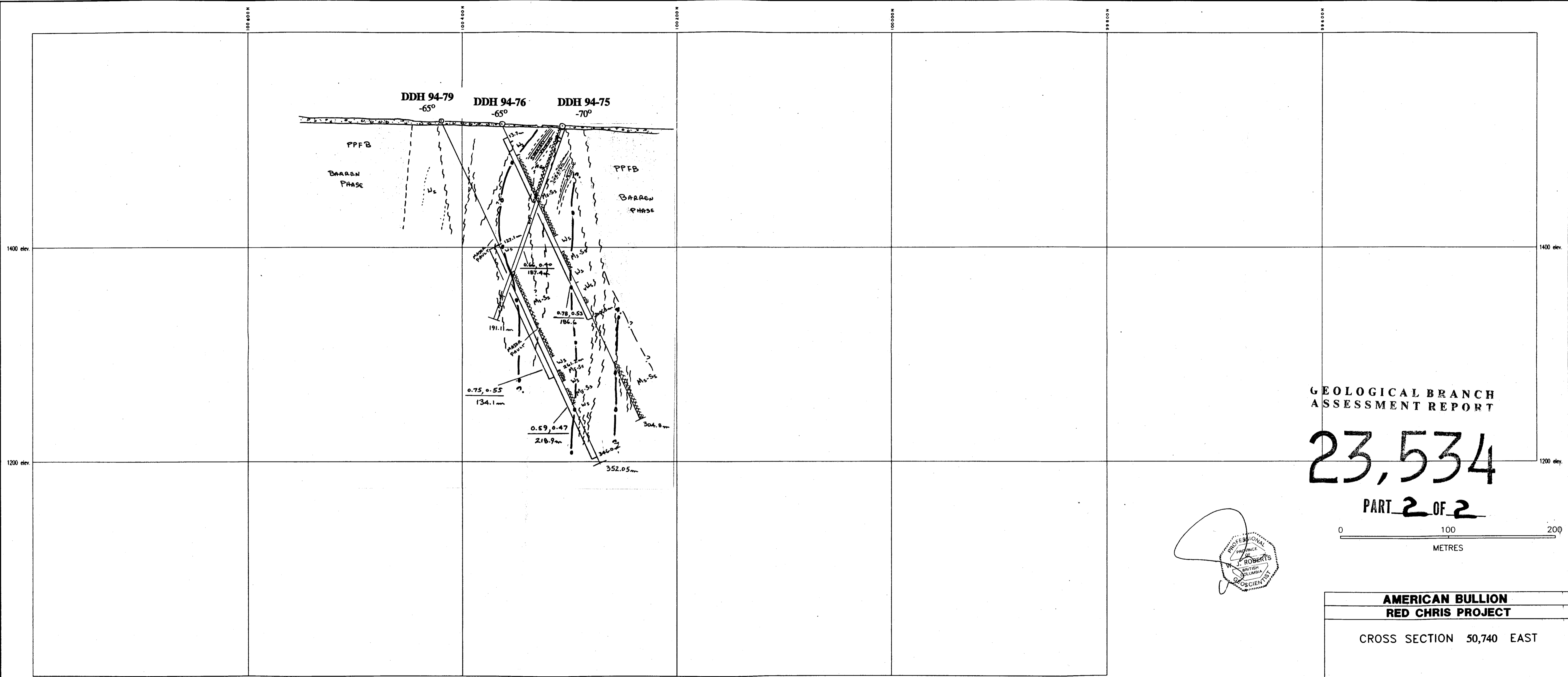
**PART 2 OF 2**



**AMERICAN BULLION  
RED CHRIS PROJECT**

CROSS SECTION 50,680 EAST


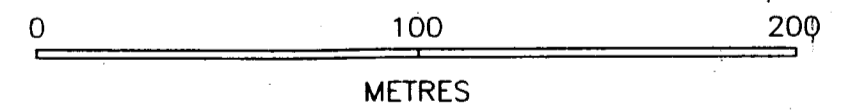
- LEGEND**
- Lithologic Contact
  - Limit Of Stockwork
  - Fault
  - Approximate Limits Of Main Stringer/Stockwork Zone
  - Drill Hole Trace With Zone Of Moderate To Strong Stockwork
  - Interval With Weighted Average Assay  $\frac{Cu (\%), Au (g/t)}{\text{Interval Length (m)}}$
- Quartz Stockwork:
- vWs Very Weak Stockwork (< 1 / 25 cm)
  - Ws Weak Stockwork (< 4 / 25 cm)
  - Ms Medium Stockwork
  - Ss Strong Stockwork (> 4, up to 20 / 25 cm)
  - vSs Very Strong Stockwork
- Lithology:
- PPFH Red Stock; Feldspar-Hornblende Porphyry, Main Phase
  - PPFB Feldspar-Hornblende Porphyry, Barren Phase
  - BEP Bird's Eye "Porphyry"; Actially Quartz Amygdaloidal Dyke
- Note: Lithology on section is PPFH (Red Stock, Main Phase) unless noted otherwise.



GEOLOGICAL BRANCH  
ASSESSMENT REPORT

23,534

PART 2 OF 2



AMERICAN BULLION  
RED CHRIS PROJECT

CROSS SECTION 50,740 EAST