SUMMARY REPORT

ON

2005 AND FEBRUARY 2006

DIAMOND DRILLING, GEOPHYSICAL SURVEYING AND METALLURGICAL TESTING

AT THE

LUCKY SHIP MOLYBDENUM PROPERTY

Mineral Tenures 510116, 510117

Omenica Mining Division

Houston Area

West-Central British Columbia

NTS 093L/3W

54°01'28" N, 127°28'41" W

Owners: D.G. MacIntyre (50%) & V.H. Parsons (50%)

Operator: New Cantech Ventures Inc., White Rock, B.C.

Report prepared by

R.H. McMillan Ph.D. P.Geo.

June 20, 2006

TABLE OF CONTENTS

Table of Contents 2
List of Figures 4
List of Tables 5
List of Photos 6
Summary 7
Introduction and Terms of Reference 9
Reliance on other experts 11
Property Description 12
Accessibility, Climate, Local Resources, Infrastructure and Physiography 14
History of Exploration – Lucky Ship Property 15
History of Ownership and Past Work Programs 15
Historical Drilling Results from the 1967 Amax Exploration Inc. Report 16
Amax Soil Geochemical Surveys 19
Geological Setting of the Morice-Nanika Area 20
General Comments 20
Stratigraphy of the Morice-Nanika Area 21
Hazelton Group - Telkwa Formation 21
Skeena Group 21
Kasalka Group 22
Ootsa Lake Group 22
Endako Group 22
Intrusive History of the Morice-Nanika Area 22
Topley Plutonic Suite and Mid-Jurassic Granite 22
Bulkley Intrusive Suite 22
Nanika Intrusive Suite 22
Geology of the Lucky Ship Property 22
Massive Central Zone 24
Intrusive Breccia Complex 24
Main Molybdenite Zone 25
Southern Lobe 26
Subvolcanic Breccia Complex 26
Structure 26
Deposit Type 26

Mineralization 27
Introduction 27
Molybdenite in the Main Molybdenite Zone and Massive Central Zone of the Quartz Porphyry Intrusive Body 28
Mineralization in the Southern Lobe 29
Mineralization in the Intrusive Breccia Complex 29
New Cantech Ventures 2005/06 Exploration Program 30
Linecutting 30
Geophysics 30
Drilling 32
Sampling Method and Approach 34
Sample Preparation, Analyses and Security 35
Data Verification 48
Adjacent Properties 49
Mineral Processing and Metallurgical Testing 50
Mineral Resource Estimates 51
Resource Calculation at a cutoff grade of 0.06% Mo 53
Resource Calculation at a cutoff grade of 0.03% Mo 61
Other Relevant Data and Information 72
Statement of Expenditures 72
Interpretation and Conclusions 73
Recommendations 74
References 74
Certificate of Author 77
Appendix i – Geophysical Report 78
Appendix ii – Graphic Drill Hole Logs 120
Appendix iii – Analytical Results 183
Appendix iv – Eco Tech Laboratories Check Assays 225
Appendix v – CEMI Metallurgical Report 227
Appendix vi – Analytical results for blank samples 239

LIST OF FIGURES

Figure 1. Location of the Lucky Ship Property 10

Figure 2. Claim Map, Lucky Ship Property.....12

Figure 3. Amax Drill Hole Locations – Lucky Ship Property (after Godfrey, 1967).....17

Figure 4. Amax Molybdenum Soil Geochemistry, Lucky Ship Property.....19

Figure 5. Regional Geology, Morice-Nanika Lakes Area (after Massey et al, 2005). 20

Figure 6. Geological Map of the Lucky Ship Property (after Godfrey, 1967) 23

Figure 7. Geological Units of the Lucky Ship Pluton (after Godfrey, 1967) 25

Figure 8. Cut grid established in 2005, Lucky Ship property.....31

Figure 9. Drill hole plan and significant drill hole intersections, New Cantech drilling, Lucky Ship property, June 2005-February 2006.....33

Figure 10. Drill hole plan, New Cantech and Amax drill holes showing significant intersections.....34

Figure 11. Lucky Ship Project Cross Section 15+00E Showing New Cantech Ventures and Amax Drill Holes.....36

Figure 12. Lucky Ship Project Cross Section 15+50E Showing New Cantech Ventures and Amax Drill Holes.....37

Figure 13. Lucky Ship Project Cross Section 16+00E Showing New Cantech Ventures and Amax Drill Holes.....38

Figure 14. Lucky Ship Project Cross Section 16+50E Showing New Cantech Ventures and Amax Drill Holes.....39

Figure 15. Lucky Ship Project Cross Section 17+00E Showing New Cantech Ventures and Amax Drill Holes.....40

Figure 16. Lucky Ship Project Cross Section 17+50E Showing New Cantech Ventures and Amax Drill Holes.....41

Figure 17. Lucky Ship Project Cross Section 18+00E Showing New Cantech Ventures and Amax Drill Holes.....42

Figure 18. Lucky Ship Project Cross Section 18+50E Showing New Cantech Ventures and Amax Drill Holes.....43

Figure 19. Lucky Ship Project Cross Section 19+00E Showing New Cantech Ventures and Amax Drill Holes.....44

Figure 20. Lucky Ship Project Cross Section 19+50E Showing New Cantech Ventures and Amax Drill Holes.....45

Figure 21. Lucky Ship Project Cross Section 20+00E Showing New Cantech Ventures and Amax Drill Holes.....46

Figure 22. Lucky Ship Project Cross Section 15+50E Showing Blocks @ 0.06% Mo cutoff.....54

Figure 23. Lucky Ship Project Cross Section 16+00E Showing Blocks @ 0.06% Mo cutoff.....55

Figure 24. Lucky Ship Project Cross Section 16+50E Showing Blocks @ 0.06% Mo cutoff.....56

Figure 25. Lucky Ship Project Cross Section 17+00E Showing Blocks @ 0.06% Mo cutoff 57
Figure 26. Lucky Ship Project Cross Section 17+50E Showing Blocks @ 0.06% Mo cutoff 58
Figure 27. Lucky Ship Project Cross Section 18+00E Showing Blocks @ 0.06% Mo cutoff 59
Figure 28. Lucky Ship Project Cross Section 18+50E Showing Blocks @ 0.06% Mo cutoff 60
Figure 29. Lucky Ship Project Cross Section 15+00E Showing Blocks @ 0.03% Mo cutoff 62
Figure 30. Lucky Ship Project Cross Section 15+500E Showing Blocks @ 0.03% Mo cutoff 63
Figure 31. Lucky Ship Project Cross Section 16+00E Showing Blocks @ 0.03% Mo cutoff 64
Figure 32. Lucky Ship Project Cross Section 16+500E Showing Blocks @ 0.03% Mo cutoff 65
Figure 33. Lucky Ship Project Cross Section 17+00E Showing Blocks @ 0.03% Mo cutoff 66
Figure 34. Lucky Ship Project Cross Section 17+50E Showing Blocks @ 0.03% Mo cutoff 67
Figure 35. Lucky Ship Project Cross Section 18+00E Showing Blocks @ 0.03% Mo cutoff 68
Figure 36. Lucky Ship Project Cross Section 18+50E Showing Blocks @ 0.03% Mo cutoff 69
Figure 37. Lucky Ship Project Cross Section 19+00E Showing Blocks @ 0.03% Mo cutoff 70

LIST OF TABLES

Table 1. Lucky Ship Resource Estimates 8
Table 2. Lucky Ship Property Claims 13
Table 3. Significant drill hole intersections, Amax drilling, 1964-1967. 18
Table 4. New Cantech Drill hole information 32
Table 5. Ecotech check assays 47
Table 6. Split core check assays 48
Table 7. Statistical summary, Lucky Ship analytical results 49
Table 8. Lucky Ship Project – Floatation Concentration Results (Canadian Environmental & Metallurgical Inc. (CEMI)) 51
Table 9. Lucky Ship Project Composite Head Assays (Canadian Environmental &Metallurgical Inc. (CEMI)) 51
Table 10. Drill hole intersections used for calculations for each block (0.06% Mo cutoff) 53
Table 11. Grade and Tonnage Calculations using a 0.06% Mo cutoff 61
Table 12. Drill hole intersections used for calculations for each block (0.03% cutoff) 71
Table 13. Grade and Tonnage Calculations - 0.03% Mo cutoff 71
Table 14. Statement of Expenditures 73

LIST OF PHOTOS

Photo 1. View northwest toward the Lucky Ship deposit.....7

Photo 1. View northwest toward the Lucky Ship deposit.

SUMMARY

The Lucky Ship Property consists of 13 contiguous Mineral Claims encompassing a surface area of 5888 hectares. The claims are located on the western margin of the Central Interior physiographic region of the Province of British Columbia, on National Topographic System sheet 093L 03W (Figure 1). The claims are centered at approximately Universe Transverse Mercator (UTM) co-ordinates, 599800E 5987200N (Zone 09) using North American Datum (NAD) 83, or latitude 54°01'N longitude 127°29'W. The property is located at an elevation of approximately 1200 metres on the south side and summit of a small mountain called the Morice-Nanika Ridge.

The nearest town is Houston, 85 kilometres by gravel road north of the property (Figure 1). Houston is a major supply and industrial centre and is serviced by the CNR transcontinental railway as well as by Highway 16, a major transprovincial thoroughfare. Daily air service to Vancouver is available from Smithers, BC, which is located approximately 70 road kilometres northwest of Houston.

Work by Amax Exploration Inc. (and predecessor company Southwest Potash Corp.) between 1964 and 1968 outlined a significant molybdenum deposit. Amax completed major programs of geological mapping, trenching, soil geochemical surveying, magnetometer surveying, induced

polarization surveying and approximately 10,662 metres of diamond drilling in 23 drill holes. The property was allowed to lapse when molybdenum prices collapsed.

The Lucky Ship property encompasses a multi-stage subvolcanic intrusive-breccia complex of highly-evolved porphyritic granite and quartz porphyry correlated with the Eocene Nanika Intrusive suite. A significant drill-indicated and inferred resource of molybdenum mineralization was outlined by Amax and is contained in the "Main Molybdenite Zone", a cylindrical or annular structure in molybdenite-bearing quartz vein stockworks, vein sets, disseminated mineralization, and "dry" fractures. The cylindrical structure is cored by the porphyritic granite intrusive body, which is in turn surrounded by an annular zone of pervasively silicified rock, which is in turn surrounded by the mineralized quartz vein stockwork, which progressively diminishes in intensity outward. The mineralized zone ranges in thickness from about 15 metres to a maximum of 125 metres. It persists to a depth of 180 metres on the south side and 375 metres on the north side. The structure has a near vertical to steepl6 north dipping plunge. Elsewhere on the property mineralization is found in molybdenite-bearing fragments in intrusive breccias. Amax believed the overall geological environment and the presence of mineralized breccia fragments in particular at the Lucky Ship Property allowed comparison to the Urad-Henderson deposit in Colorado and believed that there was excellent potential for the presence of a huge Henderson-type deposit at depth below the breccia body. Amax drilled three deep holes to test this possibility, and one of the holes is bottomed in breccia still carrying mineralized fragments.

The registered owners of the mineral claims covering the lucky Ship property are Mr. Victor H. Parsons and Dr. Donald G. MacIntyre. The claims are currently under option to Candorado Operating Company (50%) and New Cantech Ventures Inc. (50%).

During 2005 and February 2006, New Cantech Ventures completed a major exploration program on the Lucky Ship property consisting of 30.8 kilometres of linecutting, 1.2 kilometres of new road construction, approximately 7 kilometres of rehabilitation of old access roads and drill "trails", approximately 1 kilometre of construction of new drill access "trails", 30.4 kilometres of "pole-dipole" induced polarization surveying, 30.8 kilometres of magnetic surveying, 4934.6 metres of NQ diamond drilling in 28 holes and metallurgical floatation testing of three representative samples composited from 66 assay "reject" samples. The total cost of this work exclusive of property acquisition costs was $1,468,048. The results of this work are presented below and are the subject of this report. The data generated by the New Cantech work was the basis for a resource calculation for *"indicated and inferred"* categories as follows (Table 1):

Table 1. Lucky Ship Resource Estimates

	0.03% Mo Cutoff			
	Mo%	**Tonnes (Millions)**	**Contained Mo (Millions of kg)**	**Contained Mo (Millions of lbs)**
Indicated	0.076	19.4	14.7	32.3
Inferred	0.074	33.9	25.1	55.3
	0.06% Mo Cutoff			
	Mo%	**Tonnes (Millions)**	**Contained Mo (Millions of kg)**	**Contained Mo (Millions of lbs)**
Indicated	0.088	13.2	13.2	25.6
Inferred	0.086	21.5	18.5	40.9

In the writer's opinion, the Lucky Ship property is of sufficient merit to justify additional exploration expenditures. To this end, 5300 metres of diamond drilling, along with surveying and road rehabilitation and construction and are recommended.

INTRODUCTION AND TERMS OF REFERENCE

This report has been prepared to summarize the results of a major exploration-development program by New Cantech Ventures Inc. on the Lucky Ship molybdenum property. The major portion of the work was a three-phase diamond drill program completed between June 2005 and February 2006. The total metreage completed was 4934.6 in 28 NQ holes. Based on this information, a new resource calculation has been undertaken by the author and presented below. In addition to the drilling other work was completed including:

- 30.8 kilometres of linecutting
- 1.2 kilometres of new road construction to complete an access road from the Cutthroat Forest Service road to the east end of the Lucky Ship deposit
- approximately 7 km of rehabilitation of old access roads and drill "trails"
- approximately 1 km of construction of new drill access "trails"
- 30.4 kilometres of "pole-dipole" induced polarization surveying
- 30.8 kilometres of magnetic surveying
- metallurgical floatation testing of three representative samples composited from 66 assay "reject" samples

Past work on the Lucky Ship property is summarized in the report by the author (Geological Report on the Lucky Ship Molybdenum Property dated 14 April 2005) and sections from that report have been repeated herein. Much of this information was obtained from the maps and text contained in a 1967 report by T.J.R. Godfrey B.A.Sc. which documents the results of the 1966 exploration program as well as the drilling results from the earlier Amax diamond drill programs in 1964 and 1965.

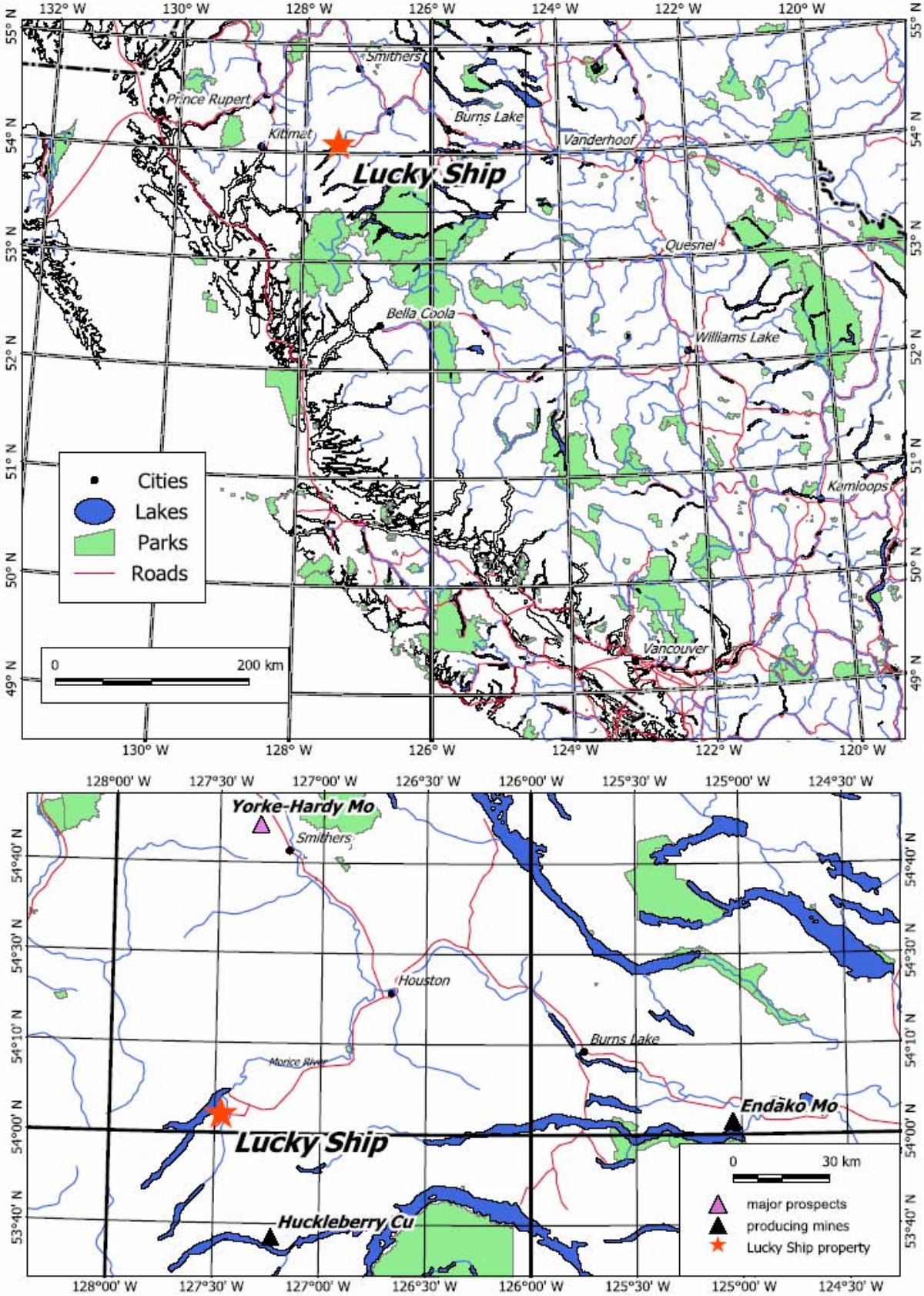

Figure 1. Location of the Lucky Ship Property

Information used in the preparation of this report also includes several reports by government geologists published in the B.C Minister of Mines and Petroleum Resources Annual Reports and Bulletins, as well as a number of publicly available assessment reports filed with the Province of British Columbia for assessment credit. Citations for these and other assessment reports are contained in the Reference section of this report.

The work undertaken by New Cantech Ventures Inc. in 2005 and February 2006 was supervised by the author who was present on the property throughout most of the work program. The author and Dr. D. MacIntyre logged and directly supervised the sampling of the diamond drill core. All of the data compilation and drafting in this report has been completed by Dr. D. MacIntyre of D.G. MacIntyre and Associates Ltd.

Units of measure in this report are metric; monetary amounts referred to are in Canadian dollars.

RELIANCE ON OTHER EXPERTS

The data on past work in this report is based on a review and digital compilation of publicly available historical data on the Lucky Ship Property. Although much of the information critical to documenting the past work on the property is available, the historical data for the property is incomplete. The most useful source of information on the past work is the text and some maps from a 1967 report by T.J.R. Godfrey summarizing the results of work by Southwest Potash Corp. and Amax Exploration Inc. to the end of 1966. The Godfrey (1967) report is invaluable in documenting the drilling completed up to the end of the 1966 program (21 drill holes totaling 8808 metres). Amax reportedly completed an additional 3 drill holes totaling 1830 metres in 1967 and 1968 for which no information is available. Maps accompanying the Godfrey (1967) report show the location of the first 20 drill holes and the report tabulates a compilation of the significant assays obtained in the drilling. However the complete report (Godfrey, 1967) is not available, and no drill logs, or assay certificates are available.

As stated above, most of the information in this report on the Lucky Ship Property is based on information from the Godfrey (1967) report; other information has been obtained from several reports by government geologists published as Bulletins and Annual Reports of the B.C Minister of Mines and Petroleum Resources, as well as a number of publicly available assessment reports filed with the Province of British Columbia for assessment credit. Although the author is satisfied that this data was collected and processed in a professional manner following industry's best practices applicable at the time, and that the historical data gives an accurate indication of the nature, style and possible economic value of known mineral occurrences on the property, there may be information not publicly available that could be of importance to evaluation of the property. The author disclaims any responsibility for any errors or omissions that are a result of missing, inaccurate or incomplete information.

Details of any option agreements currently in effect on the Lucky Ship Property were provided by New Cantech's solicitor, Mr. Alan Finlayson. The writer disclaims any responsibility for the accuracy of this information.

Dr. Don MacIntyre maintains the digital data base which forms the basis of this report. Dr. MacIntyre has also logged portions of the diamond drill core and has completed geological mapping on the property. The diagrams in this report were prepared by Dr. MacIntyre.

PROPERTY DESCRIPTION

The following information on the option agreements has been obtained from New Cantech Venture's solicitor, Mr. Alan Finlayson. The writer cannot verify that this information is complete and accurate but has no reason to believe that it is not. The information regarding the ownership of the claims was obtained from the website of the B.C. Ministry of Energy and Mines on 17 May 2006 and is believed to be current.

The Lucky Ship Property consists of 13 contiguous Mineral Claims encompassing a surface area of 1461.692 hectares. The claims are located on the western margin of the Central Interior physiographic region of the Province of British Columbia, on National Topographic System sheet 093L 03W (Figure 1). The claims are centered at approximately Universe Transverse Mercator (UTM) co-ordinates, 599800E 5987200N (Zone 09) using North American Datum (NAD) 83, or latitude 54°01'N longitude 127°29'W. The property is located at an elevation of approximately 1200 metres on the south side and summit of a small mountain called the Morice-Nanika Ridge.

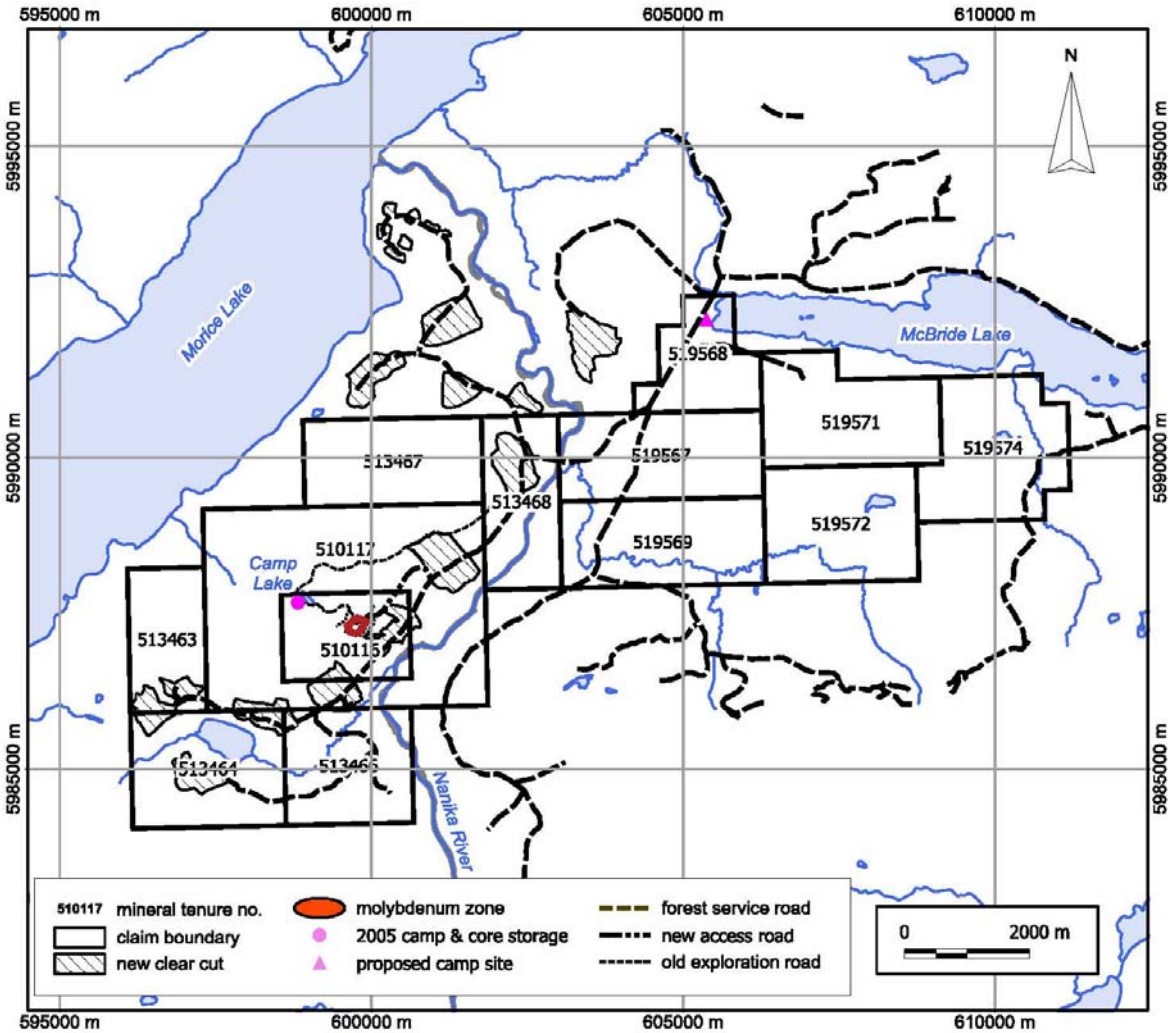

Figure 2. Claim Map, Lucky Ship Property. Claim boundaries have been digitized from maps generated by the B.C. Ministry of Energy, Mines and Petroleum Resources Mineral Titles On-Line website.

Table 2. Lucky Ship Property Claims

Tenure Number	Owners	Good To Date	Area (Ha)
510116	MacIntyre (50%)/ Parsons (50%)	June 4, 2016	284.969
510117	MacIntyre (50%)/ Parsons (50%)	June 4, 2016	1177.723
513463	MacIntyre (50%)/ Parsons (50%)	May 27, 2011	284.967
513464	MacIntyre (50%)/ Parsons (50%)	May 27, 2011	456.151
513466	MacIntyre (50%)/ Parsons (50%)	May 27, 2011	380.129
513467	MacIntyre (50%)/ Parsons (50%)	May 27, 2011	398.717
513468	MacIntyre (50%)/ Parsons (50%)	May 27, 2011	341.809
519567	MacIntyre (50%)/ Parsons (50%)	August 31, 2011	455.679
519568	MacIntyre (50%)/ Parsons (50%)	August 31, 2011	265.729
519569	MacIntyre (50%)/ Parsons (50%)	August 31, 2011	455.816
519571	MacIntyre (50%)/ Parsons (50%)	August 31, 2011	455.621
519572	MacIntyre (50%)/ Parsons (50%)	August 31, 2011	455.793
519574	MacIntyre (50%)/ Parsons (50%)	August 31, 2011	474.669
			5887.772

The thirteen mineral claims which comprise the Lucky Ship Property cover a total of 5888 hectares. Tenure 510116 covers an area totalling 284.969 ha., and Tenure 510117 a total of 1177.723 ha. Claims are held in the names of Mr. Victor Harold Parsons (Free Miner Client #146623) and Dr. Donald George MacIntyre (Free Miner Client #146547); each party owning a 50% interest. Messrs. Parsons and MacIntyre originally staked the Lucky Ship Property as eight "Legacy Claims", the Blue Sky #1 to 6 and More 1 and 2; these claims were converted to the current cell claims on 03 April 2005. The status of mineral tenures that comprise the Lucky Ship Property was checked on the B.C. Ministry of Mines and Energy mineral tenure database website on 17 May 2006.

The terms of the two option agreements on the Lucky Ship Property have been summarized in a 06 April 2005 letter to the author from Mr. Finlayson and reproduced below:

> *New Cantech Ventures Inc. ("**Cantech**") entered into an option agreement dated February 28, 2005 with Candorado Operating Company Ltd. "(**Candorado**") pursuant to which Candorado granted to Cantech an exclusive sub-option (the "**Sub-Option**") to acquire a 50% interest in an Underlying Option (defined below), the Claims and the NSR Buy-Back Right, subject to a pro rata share of the NSR, in consideration for Cantech (a) incurring minimum exploration expenditures on the Claims of $45,000 within six months of the date of the receipt by Cantech of the Owner's Consent (defined below) and (b) making 50% of all further payments to the Owners of the Claims (defined below) as set out in paragraph 4(a)(ii) to (vii) of the Underlying Option Agreement (defined below), in other words, Cantech is obligated to pay one-half of the remaining payments of $970,000 to be paid to the Owners under the Underlying Option Agreement.*
>
> *Candorado had previously entered into an option agreement dated November 5, 2004 (the "**Underlying Option Agreement**") between Donald G. MacIntyre and Victor H. Parsons (together the "**Owners**"), as optionors and Candorado as optionee. Under the terms of the Underlying Option Agreement, the Owners granted Candorado an option to acquire a 100% interest in 8 mineral claims (the "**Claims**") comprising 1150 hectares, located in the Omineca Mining Division of British Columbia (the "**Underlying Option**"). The Underlying Option is exercisable by (a) making cash payments of $1,000,000 in aggregate to the Owners with the first payment following the TSX Exchange approval of the Underlying Option Agreement (the "Exchange Approval") and payments on the six anniversaries of the Exchange Approval; and (b) Candorado to incur sufficient assessment work to keep the Claims in good standing during the term of the Underlying Option Agreement.*
>
> *The Underlying Option Agreement provided that Candorado was to pay a 2% Net Smelter Returns Royalty. Candorado was granted the right to purchase one-half of the Royalty (that is, one of the two percentage points of Royalty) for $1,000,000, payable by paying each Owner $500,000.*

Subsequent to the above arrange, on July 20, 2005, New Cantech Ventures Inc. purchased Candorado Operating Company's 50% interest in the Lucky Ship property by issuing 2,000,000 shares of New Cantech Ventures Inc. Consequently New Cantech now holds a 100% interest in the Lucky Ship property subject to the obligations to the vendors, Dr. D. MacIntyre and Mr. V. Parsons.

According to Dr. MacIntyre (personal communication, May 2006), option payments for year 1 ($30,000) and year 2 ($60,000) have now been paid. The remaining option payments, totaling $910,000.00, are due to the optionors on the Anniversary Dates shown below:

Year 3	February 1, 2007	$90,000.00
Year 4	February 1, 2008	$120,000.00
Year 5	February 1, 2009	$150,000.00
Year 6	February 1, 2010	$180,000.00
Year 7	February 1, 2011	$370,000.00

The author is not aware of any environmental liabilities or related problems concerning the property. There is no legal survey of the mineral tenures. However, legal surveys are largely irrelevant for claims staked using Mineral Titles On-Line since claim boundaries are determined by a pre-defined UTM based grid and not by the location of a post on the ground.

The Lucky Ship Property is on Crown land, and the area is open to mineral exploration and development. Portions of the area of the claim lie either within areas of interest claimed by the Wet'suwet'en or Carrier-Sekani First Nations. Recent amendments to the Mineral Tenure Act state that the minimum value of work or cash-in-lieu required to keep a mineral tenure in good standing be set at $4 per hectare in the first three years of a tenure and $8 per hectare in the fourth and subsequent years. To perform the exploration work that will cause a physical disturbance, New Cantech Ventures must first file and receive approval of a Notice of Work and Reclamation as required by Section 10 of the Mines Act of the Province of British Columbia.

The location of the Lucky Ship Mineral Claims in relation to known mineralized zones, forest service access roads and exploration access roads is shown on Figure 2.

ACCESSIBILITY, CLIMATE, LOCAL RESOURCES, INFRASTRUCTURE AND PHYSIOGRAPHY

The nearest town is Houston, 80 kilometres by gravel road from the property (Figure 1). Houston is a major supply and industrial centre and is serviced by the CNR transcontinental railway as well as by Highway 16, a major transprovincial thoroughfare. Daily air service to Vancouver is available from Smithers, BC, which is located approximately 70 road kilometres northwest of Houston.

From Houston, access to the property is accessible by road using a two-wheel drive vehicle. Road access is achieved by first traveling four kilometres west from Houston on Highway 16 to the intersection with the Morice Forest Service Road (FSR); thence south and west along the Morice FSR road for approximately 40 km until the road crosses Lamprey Creek. The Morice FSR then follows the west bank of Lamprey Creek, thence along the west side of Collins Lake and the north side of McBride Lake to the west side of McBride Lake and the junction with the Morice-Nanika FSR at kilometre 75. The Morice-Nanika FSR extends east for approximately 3 kilometres to the Cutthroat FSR crosses the Nanika River and extends to the south margin of the Lucky Ship property approximately 5 kilometres further on. A newly-constructed access road at a grade of 10% or less provides access to the east end of the deposit (Figure 2). A logging clearcut covering several hectares is located immediately south of the showing area.

Physiographically, the property lies at the western edge of the Interior Plateau (Nechako Plateau) near the northern end of the Thatsa Ranges (Holland, 1976), south of Morice Lake. Relief is moderate on the property with between that of the Coast Ranges and that of the Central Interior, with short cool summers, and long relatively mild winters. Annual temperature variation in the region is approximately –25 to +25 degrees Celsius. Snowpack in the winter ranges from approximately 1 to 4 metres. The operating season for ground based activities such as geological mapping, surface sampling and geophysical surveys would extend from approximately early June to late October. With sufficient support, diamond drilling could be conducted year round.

The property is covered by a mature stand of mixed coniferous trees, including pine, spruce, hemlock, balsam and alpine fir, with local alpine meadows towards the top of Morice-Nanika Ridge. Underbrush is thick in local areas and the old exploration roads are heavily overgrown with alders. Outcrop is abundant on the property and some areas have been stripped and trenched by previous owners. A small lake at the former camp site and several small streams can provide sufficient water for exploration purposes. Snowfall in the area is moderate and the claims are normally only snow-free between July and October.

HISTORY OF EXPLORATION – LUCKY SHIP PROPERTY

History of Ownership and Past Work Programs

The following section on the history of the property is extracted from various sources and the references are cited as appropriate. The B.C. Ministry of Energy and Mines Geological Survey Branch summary MINFILE reference for the property is 093L/053. The B.C. Ministry of Energy and Mines Geological Survey Branch Annual Reports and Assessment Reports have provided most of the references; however an unpublished Amax Exploration Inc. report (Godfrey, 1967) has provided the most useful information and the information contained in it is considered the most authoritative when in conflict with the other reports. Unfortunately, none of Amax (or Southwest Potash Corp.) technical reports were submitted to the government as assessment reports. The writer believes that the information reported in the following section is accurate and as complete as is possible.

The earliest recorded work on the Lucky Ship was in 1957 (Smith, 1957) when 15 claims were staked by Matthew Sam and B. MacRae of Topley and optioned to the Consolidated Mining and Smelting Company of Canada Limited and 62 linear metres of trenching were completed on “a zone of quartz stringers containing molybdenite that cut quartz porphyry” (Smith, 1957).

Plateau Metals Ltd. (now Wharf Resources) optioned the property in 1963 (Bapty, 1963) and subsequently sub-optioned the property to Southwest Potash Corp. (subsequently Amax Exploration Inc.) who increased the size of the property to a total of 109 claims and completed a program which included geological mapping, trenching, sampling, geochemical and magnetometer surveys and 31.4 metres of EX diamond drilling.

In 1964, Southwest Potash Corp. (Bapty, 1964) completed additional geological mapping and geochemical surveys on 61 kilometres of line, as well as four diamond drill holes totaling 1280 metres. A 10 kilometre access road was constructed to connect with the Morice-Nanika forestry development road (FDR).

In 1965, Southwest Potash Corp. (Sutherland Brown, 1965) completed additional detailed geochemical surveys, as well as induced polarization and magnetometer surveys (Sutherland Brown, 1965). In addition, 13 diamond drill holes totaling 5148 metres were completed. The claims were re-located and re-staked on a regular grid to a total of 81 new claims.

In 1966, Amax Exploration Inc. (formerly Southwest Potash Corp.) completed 610 metres of trenching and additional geological, geochemical and geophysical surveys (Godfrey, 1967; Clarke, 1966). In addition, a total of 2373 metres of diamond drilling were completed. Three new diamond drill holes were completed and 3 previous holes (65-5, 65-12 and 65-16) were deepened. Godfrey (1967) reported that a total of 8808 metres of drilling in 21 holes had been completed on the property by the end of the 1966 program. Two of the drill holes (66-19 and 66-20) drilled from the southeast under the Main Molybdenite Zone did not intersect significant mineralization and established that the southeastern contact of the zone bottoms at about 180 metres below the surface – the holes probably did not continue deep enough to the northwest to test for mineralization on the northwest side of the zone. The size of the property was increased to a total of 105 claims (Godfrey, 1967).

In 1967, Amax drilled one deep diamond drill hole (67-22) to a depth of 1001 metres near the center of the Lucky Ship stock (Clark and Sutherland Brown, 1967). Trenching and blasting was undertaken on the hillside below diamond drill hole 65-5.

In 1968, Amax completed two additional diamond drill holes totaling 829 metres, detailed geological mapping and bulldozer and hydraulic stripping over 1.2 hectares (Anonymous, 1968). Total cumulative drilling completed by Amax amounted to 10,662 metres.

In 1971 Canamax Resources Inc. (successor company to Amax) purchased the Plateau interest in the property for $90,000, subject to a 5% net profits interest from production.

Interest in molybdenum dropped and the property became inactive and the claims lapsed. The property was subsequently staked in 1987 as the Star Ship 1-4 claims by Eric Shaede and Lorne Warren, who re-examined the Amax core and undertook a prospecting program, discovering a showing of chalcopyrite and pyrite at the northern periphery of the intrusive (Figure 2) where a grab sample of sulphide mineralization in an area of quartz veining returned values of 2% Cu, 207 g/t Ag and 1 g/t Au (Shaede, 1967). The claims subsequently lapsed and in 1991 were re-staked as the Lucky Ship 1-4 claims. Shaede and Warren (Shaede, 1991) collected 24 soil samples at 10 metre intervals from a small (40x40 metre) grid over the copper showing, and submitted the samples to Min-En labs for 31 element analysis by Inductively Coupled Plasma (ICP). The samples were found to be anomalous in copper, silver and molybdenum, with the three most anomalous samples returning 717, 443 and 400 ppm copper.

The last known work on the property prior to it's acquisition by the current owners was prospecting and geochemical analyses by Discovery Consultants (Carpenter and Harrington, 1994) in 1994 on behalf of the then owner, William R. Gilmour.

Historical Drilling Results from the 1967 Amax Exploration Inc. Report

As stated above, no company reports are available except for the report on the 1966 work by Godfrey (1967). Since the following summary of the assay data and the mineral resource calculated by Amax is not NI 43-101 compliant, this information is presented in this section as relevant historical data. The geological data has been corroborated by other sources and is presented later under the sections for Geological Setting of the Morice-Nanika Area and Mineralization. The following summary is based on historical information from the Godfrey (1967) report that is available in the B.C. Ministry of Mines and Resources Property File at the James Fyles Library in Victoria. Unfortunately, the complete report is not available – the drill logs, cross sections and assay certificates are not available. Essential maps such as the bedrock geology and the drill hole plan showing all the drill holes have been redrafted as figures 3 and 6. A table of the significant assays is included as Table 3 below.

The information in Table 3 is not documented by assay certificates, nor is it known what minimum cutoff grades were used to calculate the average intersections, nor the metreage (depth) of the mineralized intersections. Nonetheless, the data is invaluable in providing knowledge regarding the tenor and distribution of the molybdenum mineralization on the Lucky Ship Property. The assays listed above were obtained from BQ-sized drill core drilled with a Longyear "44" machine. Amax was the most knowledgeable mining company regarding molybdenum in the 1960's and maintained the highest standards of geological work as well as assaying and sampling. All the Amax holes would have been surveyed with the Eastman down-hole survey instrument, the most precise instrument available at the time. The Eastman instrument took multi-shot photographs of a gyro instrument that was lowered down the diamond drill hole. While the author believes that the techniques utilized by Amax have generated results that would be upheld utilizing current assay, sampling and drilling techniques, the data as currently available do not meet current NI 43-101 criteria that could be utilized to calculate a mineral resource.

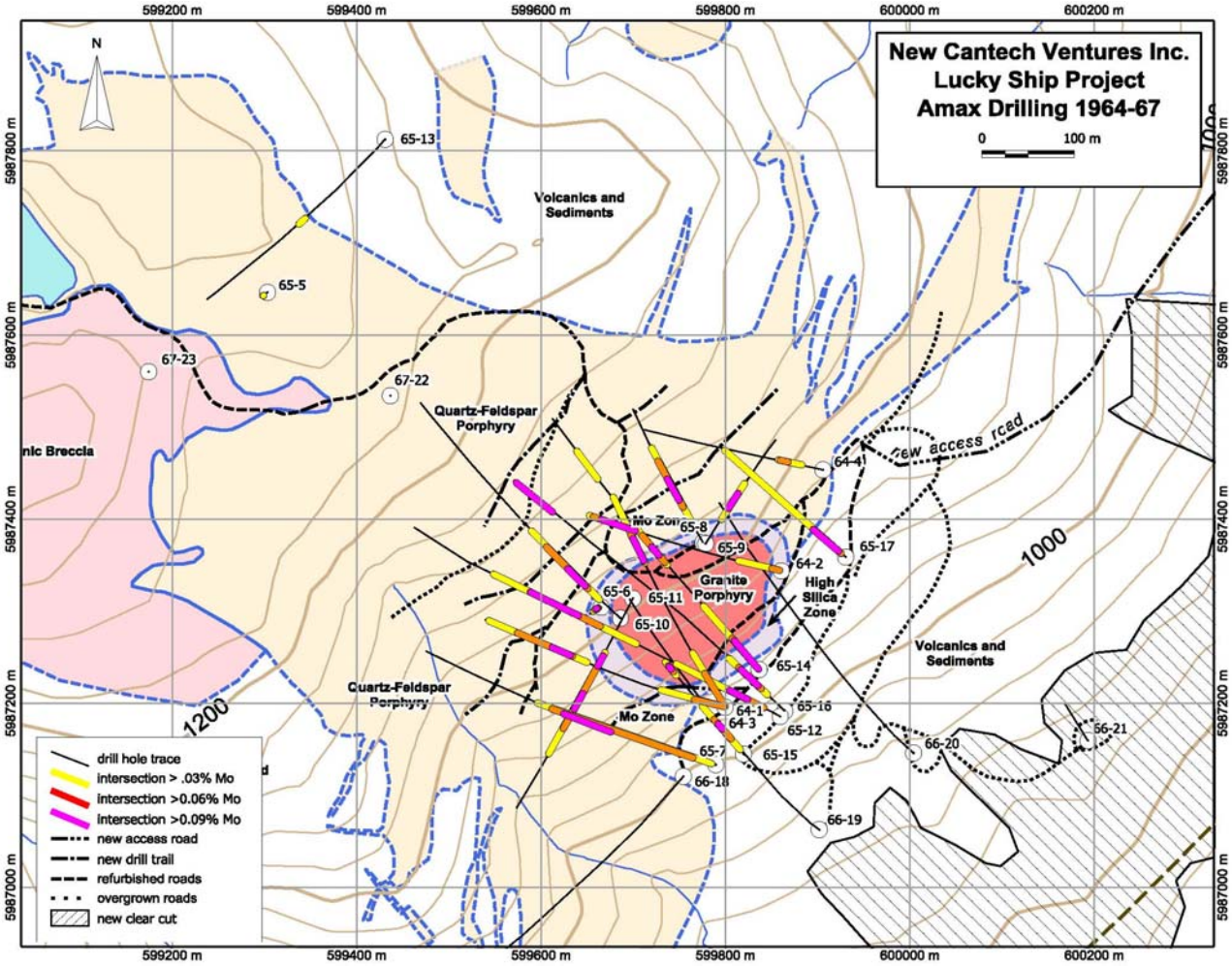

Figure 3. Amax Drill Hole Locations – Lucky Ship Property (after Godfrey, 1967)

Table 3. Significant drill hole intersections, Amax drilling, 1964-1967.

	Drill Hole	Length of Intersection		Average MoS_2 (%)	Elevation of Intersection		Depth Below Surface	
		m.	ft.		m.	ft.	m.	ft.
Main Molybdenite Zone								
Northern Part	LS-65-08	33.5	110.0	0.22	1027.2	3370	88.4	290
	LS-65-09	67.1	220.0	0.14	1039.4	3410	88.4	290
Northwestern Part	LS-64-02	51.8	170.0	0.19	890.0	2920	216.4	710
	LS-64-01	36.6	120.0	0.29	832.1	2730	256.0	840
	LS-65-14*	48.8	160.0	0.16	792.5	2600	307.8	1010
	LS-65-16*	85.3	280.0	0.08	670.6	2200	457.2	1500
Western Part	LS-65-10	36.6	120.0	0.27	1021.1	3350	106.7	350
	LS-65-06	79.2	260.0	0.14	841.2	2760	268.2	880
	LS-65-12*	79.2	260.0	0.16	707.1	2320	374.9	1230
Southwestern Part	LS-65-11	128.0	420.0	0.13	978.4	3210	106.7	350
	LS-64-03*	125.0	410.0	0.11	823.0	2700	256.0	840
	LS-65-07*	64.0	210.0	0.22	813.8	2670	228.6	750
	LS-65-15*	15.2	50.0	0.15	795.5	2610	259.1	850
Southern Part	LS-65-15*	36.6	120.0	0.16	929.6	3050	91.4	300
	LS-64-01	60.2	197.5	0.12	999.7	3280	30.5	100
	LS-64-03*	55.8	183.0	0.12	999.7	3280	21.3	70
	LS-65-07*	27.4	90.0	0.14	not reported		not reported	
Southeastern Part	LS-65-12*	54.9	180.0	0.16	951.0	3120	61.0	200
	LS-65-14*	39.6	130.0	0.25	1008.9	3310	21.3	70
	LS-65-16*	61.0	200.0	0.19	877.8	2880	121.9	400
Northeastern Part	LS-65-17	61.0	200.0	0.17	1011.9	3320	33.5	110
	LS-64-04	12.2	40.0	0.11	1024.1	3360	51.8	170
Southern Lobe								
	LS-66-18	18.3	60.0	0.13	not reported		not reported	
North Showing								
	LS-65-05	15.2	50.0	0.14	914.4	3000	335.4	1100

Notes: This table is adapted from Table I of: Godfrey (1967), Lucky Ship MoS_2 Project

* denotes a drill hole with multiple intersections from different areas of the Main Molybdenite Zone

Godfrey (1967), utilizing the data compiled in Table 3 as well as the drill hole plan presented in Figure 3, as well as several geological cross sections not available to the author, calculated a "historical drill-inferred resource estimate" utilizing two different methods:

a) Method 1 assumed ***"a tabular body with a true width of 150 feet, an average depth of 900 feet and a strike length around 4/5 of the periphery of the granite plug of 1400 feet. Using a tonnage factor of 10 cu. ft. per ton:***

> ***Indicated Tonnage (1500 x 900 x 150) / 10 = 20,250,000 = approximately 20 million tons averaging 0.163% MoS_2"***

b) Method 2 entailed calculating ***"the area of the zone at the 3,000 foot elevation and multiplying the northwest half by 1,200 (depth) and the southeast half by 600 (depth).***

> ***<u>144,400 x1200</u> / 10 + <u>114,000 x 600</u> / 10 = 24,168,000 = approximately 24 million tons averaging 0.163% MoS_2".***

Godfrey's (1967) "historical drill-inferred resource estimate" was intended to provide an "order of magnitude" estimate of the potential of the Lucky Ship Deposit. Godfrey's preliminary estimate is obsolete given the more recent data generated by New Cantech Ventrures and presented

below in this report.. Elsewhere in this report the Godfrey estimate has been metricated to 18 million tonnes grading 0.163% MoS2 and is referred to as a “historical drill-inferred resource estimate”.

Amax Soil Geochemical Surveys

During 1964, 1965 and 1966 collected approximately 300 b-horizon soil samples which were analyzed for molybdenum. These data have been compiled by Hornbrook (1968) and presented in figure 4. Hornbrook (1968) undertook a 144 sample biogeochemical survey covering the same area, and outlined similar anomalous areas.

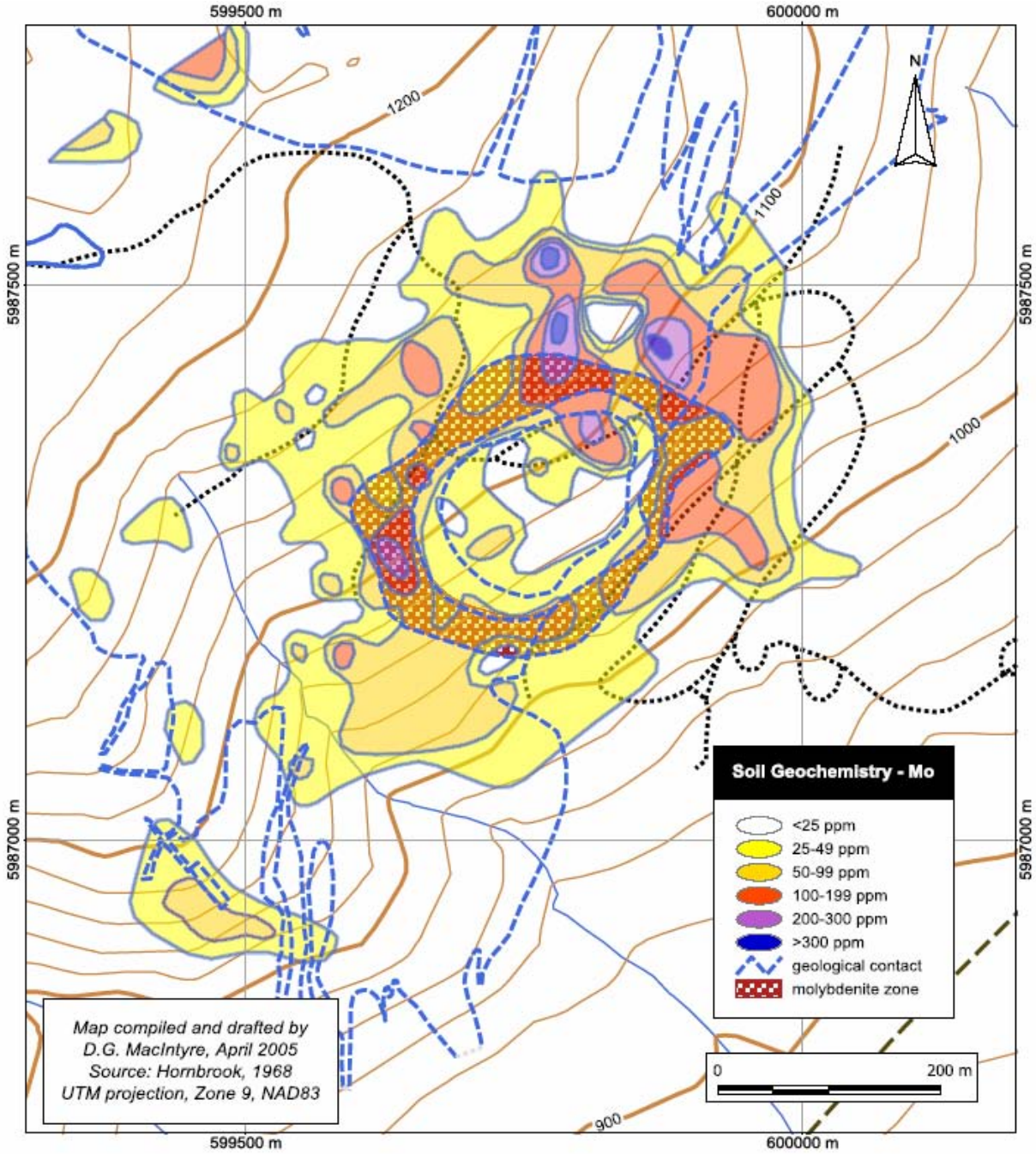

Figure 4. Amax Molybdenum Soil Geochemistry, Lucky Ship Property

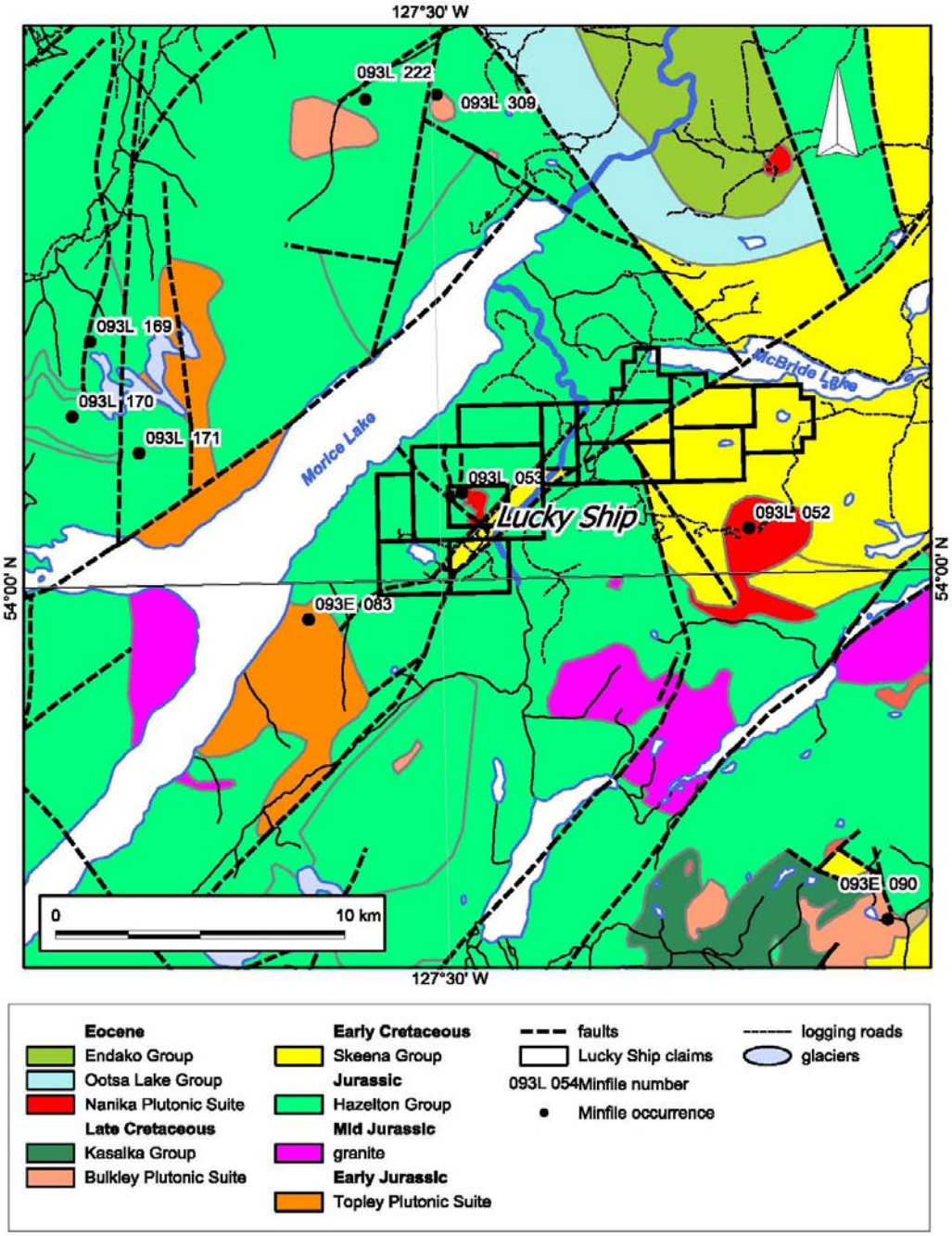

Figure 5. Regional Geology, Morice-Nanika Lakes Area (after Massey et al, 2005).

GEOLOGICAL SETTING OF THE MORICE-NANIKA AREA

General Comments

The following section is largely derived from Desjardins et al (1991) who have published the latest geological survey work undertaken by the B.C. Geological Survey Branch in the Morice-Nanika ridge area (NTS mapsheet 093L03). The Regional Geological Map presented in Figure 5 is derived from Massey et al (2005). The mapsheet immediately south of the area (NTS 093E) is

described by Duffell (1957) in Geological Survey of Canada Memoir 299. The author has worked extensively in areas of similar geology in Hazelton Group rocks in the Smithers-Hazelton area in the early 1960's while employed by Southwest Potash Corporation and Amax Exploration Inc. undertaking exploration for molybdenum. The author believes the work by Desjardins et al (1991), upon which the following descriptions are based, to be accurate and to the highest standards. The author believes that the description presented below is up-to-date and reflects the current consensus regarding the geology of the Hazelton Group and the history of volcanism, sedimentation, tectonics, intrusive history and metallogenesis of the Morice-Nanika area.

The Morice-Nanika Area is part of Stikine Terrane, a collage of Jurassic, Cretaceous and Tertiary magmatic arcs and related successor basins (Desjardins et al, 1991). The oldest rocks in the area are Early to Middle Jurassic calcalkaline island arc-related volcanic, volcaniclastic and related sedimentary rocks of the Hazelton Group. From Middle Jurassic to Early Cretacous time, thick deposits of molasse derived from the north from an uplifted Skeena Arch and Omineca crystalline belt were deposited in fault-controlled basins. In Middle Cretaceous time, a major plate collision from the west resulted in uplift of the Coast Range and extensive folding of rocks to the east. Clastic sedimentary debris was shed eastward across the area from the rising metamorphic-plutonic complex. This was followed by the growth of a north-trending Andean-type volcanic arc in Middle to Late Cretaceous time. An extensional tectonic regime in Late Cretaceous to Early Tertiary time resulted in the basin and range geomorphology that controls the current morphology of the area. The latest tectonic event has been northeast shearing and tilting of fault blocks to the southeast – this shearing has offset the earlier northwest-trending grabens and horsts.

Stratigraphy of the Morice-Nanika Area

Hazelton Group - Telkwa Formation - The oldest layered rocks in the Morice-Nanika area are calc-alkaline island-arc volcanic and related volcaniclastic and sedimentary rocks of the Hazelton Group of Lower Jurassic Age. Hazelton Group rocks (Telkwa Formation) underlie the Morice-Nanika ridge and are the country rocks intruded by the Lucky Ship Pluton.

Although in central British Columbia several Formations have been defined within the Hazelton Group, only the Telkwa Formation is present in the Morice-Nanika area (figure 5). The Telkwa Formation is composed primarily of andesite, dacite, rhyolite, basalt flows and breccias. It has been divided into four sub-units, of which two (the Siliceous Pyroclastic and Marine Sedimentary Units) have been recognized in the Morice-Nanika area. The oldest unit is called (Desjardins et al, 1991) the "Andesitic pyroclastic facies" and is composed of andesitic air-fall tuff, breccias, feldspathic epiclastics and minor welded lapilli tuff. This unit is overlain by the "Basaltic flow facies" composed of massive maroon to green augite-feldspar-phyric to aphyric basalt flows, commonly with flow-top breccias and locally amygdaloidal; with minor maroon tuff between flows. This unit is overlain by the "Siliceous pyroclastic facies" composed of well-bedded quartz-feldspar ash flows, ignimbrite, breccia siliceous air-fall tuff, red tuff, basalt and rhyolite flows. The uppermost Telkwa unit is the "Shallow marine sedimentary unit" – it is commonly fossiliferous and composed of well-bedded limestone, calcareous sandstone, siltstone, interbedded with epiclastics and air-fall tuff.

Skeena Group - The Lower Cretaceous Skeena Group unconformably overlies the Telkwa Formation (Hazelton Group). It consists of sandstone, siltstone, shale and micaceous greywacke and is locally coal bearing. Skeena Group strata are exposed in a down-dropped graben structure on the southeast side of Morice-Nanika ridge on the Lucky Ship Property.

Kasalka Group - Upper Cretaceous Kasalka Group strata are exposed approximately 15 km. southeast of Lucky Ship. Lithologies include (Desjardins et al, 1991) hornblende-feldspar and hornblende-biotite-feldspar porphyry flows, lapilli and crystal tuff and lahars of andesitic composition.

Ootsa Lake Group - The Paleocene to Eocene Ootsa Lake Group is exposed 10 kilometres northeast of Lucky Ship, north of Morice and McBride Lakes. It consists of layered light grey, pink to chalky white rhyolitic to dacitic flows and tuffs, typically biotite-phyric and flow banded; local basalt flows; felsic biotite-bearing lapilli, crystal and lithic tuff; and minor breccia.

Endako Group - Buck Creek Volcanics - Eocene to Oligocene Endako Group (Buck Creek Volcanics) columnar jointed olivine phyric, amygdaloidal basalt and breccia overlie Ootsa Lake Group strata north of Morice and McBride Lakes.

Intrusive History of the Morice-Nanika Area

Topley Plutonic Suite and Mid-Jurassic Granite - The oldest intrusive rocks in the area include Mid-Jurassic Granite and the Early Jurassic Topley Intrusive Suite. These intrusive bodies include quartz monzonite, granodiorite and quartz diorite and related porphyritic varieties.

Bulkley Intrusive Suite - Late Cretaceous Bulkley Intrusions include granodiorite, diorite, rhyolite, feldspar porphyry, hornblende-biotite-quartz-feldspar porphyry and quartz monzonite.

Nanika Intrusive Suite - Nanika Intrusions are Eocene in age and composed of porphyritic quartz monzonite, hornblende-quartz-biotite-feldspar porphyry and granite porphyry. The lucky Ship Pluton is one of the Nanika Intrusions.

GEOLOGY OF THE LUCKY SHIP PROPERTY

The geology of the Lucky Ship Property is shown in Figure 6 (After Godfrey, 1967). Intrusive rocks on the Lucky Ship Property are well exposed in outcrop, in trenches and road cuts and in creeks on Morice-Nanika Ridge and have been grouped with the regionally-extensive Early Tertiary Nanika Intrusions by Carter (1981) and Desjardins et al (1991). Carter (1981) obtained a potassium/argon age date of 49.9 +/- 2.3 million years from biotite hornfels related to the Lucky Ship Pluton. The descriptions below are based on observations by the author and Dr. D. MacIntyre supplemented by Godfrey (1967) and Sutherland Brown (1965) whose descriptions are mainly based on geological mapping.

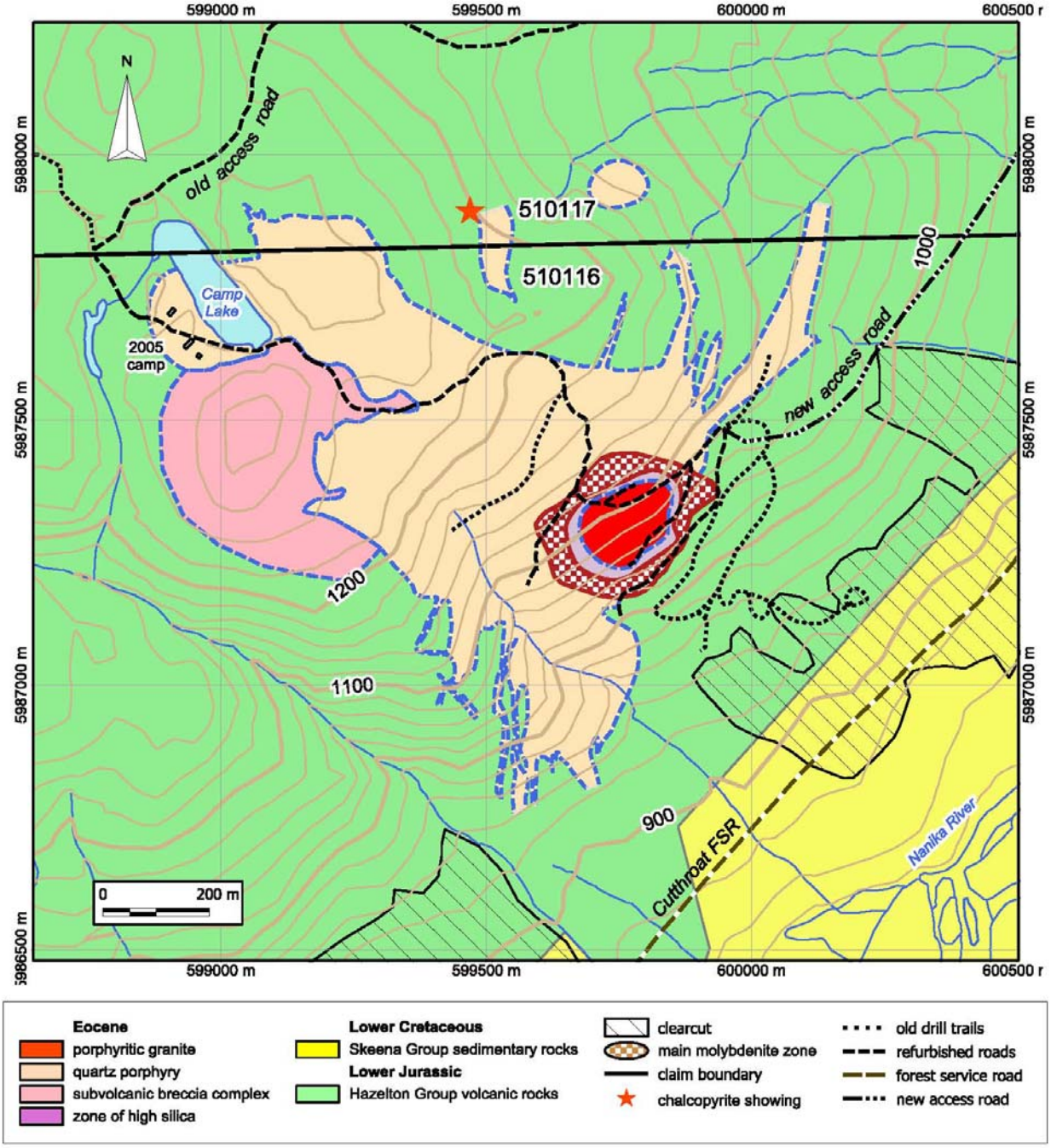

Figure 6. Geological Map of the Lucky Ship Property (after Godfrey, 1967)

The Lucky Ship Pluton is shown in figures 6 and 7 all after Godfrey (1967). The pluton is composed of quartz porphyry and related breccias and is granite in composition. It constitutes a highly differentiated subvolcanic acid igneous complex. Godfrey (1967) believes that part of the pluton (the Subvolcanic Breccia Complex, figure 7) is extrusive "as evidenced by the presence in the subvolcanic breccia of flow lines and angular fragments having a heterogeneous composition suggesting it was formed in a late explosive gaseous medium which made its way to surface".

The Lucky Ship Pluton intrudes volcanic and related volcaniclastic rocks that are part of the Siliceous Pyroclastic Facies of the Telkwa Formation (Hazelton Group) of Lower Jurassic age (Desjardins et al, 1991). The Siliceous Pyroclastic Facies (Desjardins et al, 1991) is composed of well-bedded quartz-feldspar-phyric ash flows, ignimbrite, breccia, siliceous air-fall tuff, basalt and rhyolite flows. At the Lucky Ship Property, the layered rocks strike 045°, dipping 30°SE. Godfrey (1967) states that the layered sequence intruded by the Lucky Ship Pluton is divisible into four sub-units. The north end of the pluton intrudes basic flow breccias. Sequentially to the south, three well-defined layered units overlie the basic flow breccias. Around the west and northern part of the pluton, massive to brecciated lapilli tuff and agglomerate crop out. This unit is overlain by a 60 metre thick unit of "black crystal tuff" which is in turn overlain by a 90 metre thick unit of finely laminated tuffs.

Godfrey (1957) has divided the pluton into five units (figure 7) which includes five distinguishable phases which include at least two separate porphyries and two breccias as follows:

1) Massive Central Zone
2) Southern Lobe
3) Main Molybdenite Zone
4) Intrusive Breccia Complex
5) Subvolcanic Breccia Complex

Massive Central Zone

The main quartz porphyry intrusive is a white aphanitic rock with sparse phenocrysts of bi-pyramidal quartz and chalky feldspars (Sutherland Brown, 1965). The matrix of the rock is composed of very fine sugary-textured quartz and feldspar. Phenocrysts are quartz, equal amounts of K-feldspar and albite-oligoclase and minor white mica. This unit forms the main central part of the Lucky Ship intrusive complex and may be of several ages. Fragments of quartz porphyry in the Subvolcanic and Intrusive Breccia complexes indicate that phases of this rock unit were among the earliest of the intrusive phases. Dykes of the unit cutting the Subvolcanic Breccia Complex indicate that pulses (or separate intrusive events) continued to the end stages of the evolution of the Lucky Ship intrusive event. Sutherland Brown (1965) mapped a dyke cutting the Subvolcanic Intrusive Complex that he believed formed "a partial ring dyke".

Intrusive Breccia Complex

Geological mapping and information from Hole 65-5 (Figure 3) indicate that this portion of the pluton ranges from massive quartz porphyry to an intrusive quartz porphyry breccia complex containing up to 70% rounded fragments. Most of the breccia fragments are petrographically the same as the main quartz porphyry of the Massive Central Zone. Breccia fragments mainly range in size from finely comminuted quartz porphyry to quartz porphyry and "foreign" fragments up to 10 cm. in diameter. Godfrey(1967) believes that the "foreign" fragments were derived from the wallrock at "depth". The quartz porphyry fragments in the breccia range in colour from white through pink to dark green. The cementing matrix varies from dark green to white. Quartz veinlets commonly cut the matrix and fragments in the breccia and are themselves fragmented. Some specimens are foliated with the rock fragments demonstrating a pronounced preferred orientation.

Godfrey (1967) believes that the breccia complex is made up of a series of breccia units, possibly a series of breccia pipes. Flow lines of apparent random orientations, suggest considerable turbulence during breccia emplacement.

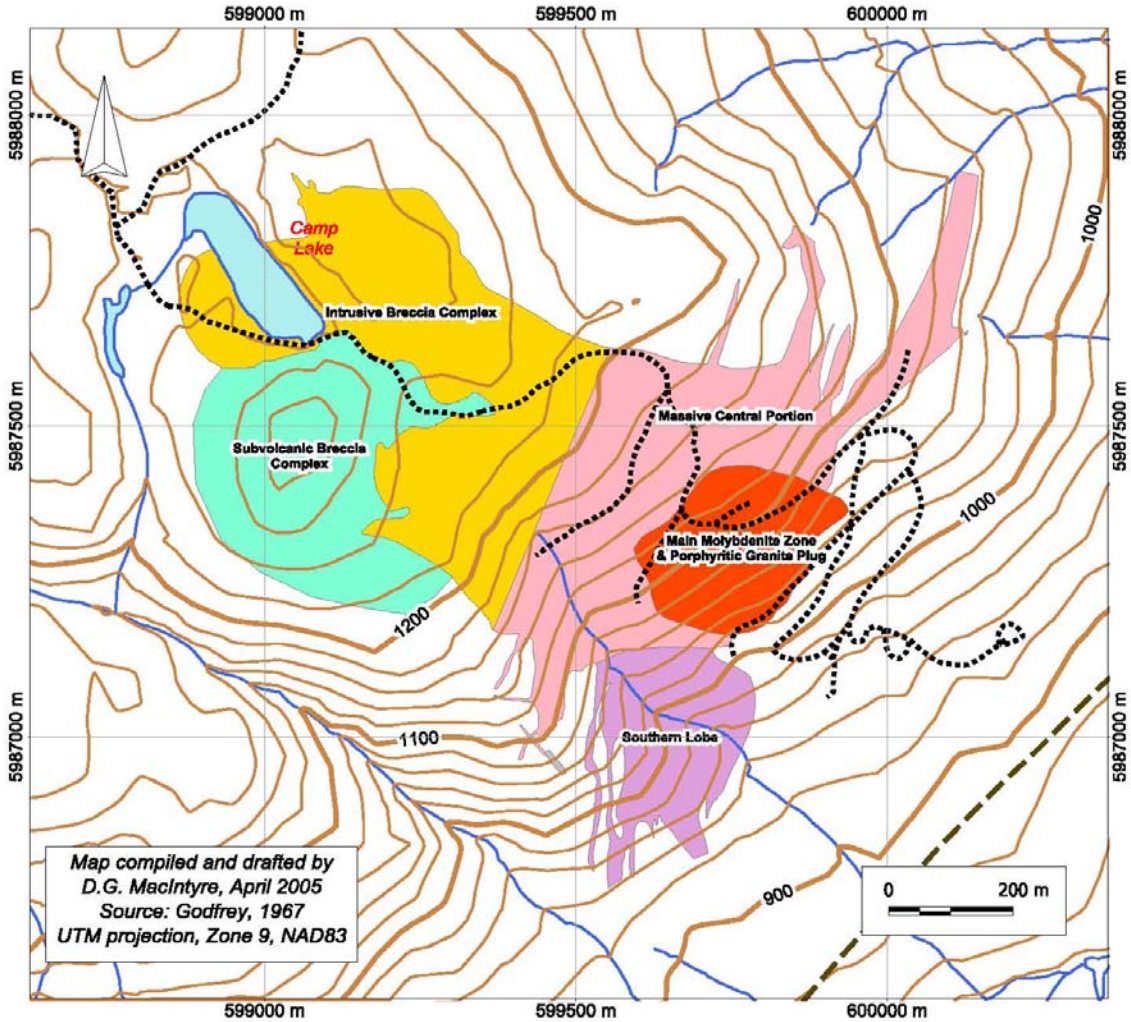

Figure 7. Geological Units of the Lucky Ship Pluton (after Godfrey, 1967)

Main Molybdenite Zone

The main control for the molybdenite mineralization is a subvertical cylindrical structure at the southern contact with quartz porphyry of the Massive Central Zone. The cylindrical structure is cored by a porphyritic granite, which when unaltered, is a light grey porphyry composed of abundant feldspar, quartz and biotite phenocrysts in a aphanitic matrix. Plagioclase (oligoclase) is normally the more abundant phenocryst, then quartz, then K-feldspar. Godfrey (1967) believes the structure extends from surface to a depth of at least 350 metres. The core of the structure is a 120 x 180 metre porphryitic granite plug surrounded by a 30 metre wide rind of strongly silicified (> 60 % quartz) rock. The silica zone grades outward into a highly brecciated and quartz veined hornfels unit which forms a 3 to 9 metre wide horseshoe-shaped rind around the north, west and east sides of the porphyritic granite plug and which is continuous with the Telkwa Formation volcaniclastics to the southeast. The silica zone overlaps the porphyry-hornfels contact and silicification of the two rock types has virtually obliterated the identity of the original rock. Outward from the silica zone to the north, west and east, quartz-molybdenum veining gradually diminishes into massive quartz porphyry of the Massive Central Zone quartz porphyry. According to Godfrey (1967), drill holes 65-12, 65-16, 66-19 and 66-20 indicate that the cylindrical structure, the rock preparation and mineralization

diminish fairly sharply below the 760 metre elevation. He (Godfrey, 1967) also believes that these holes also suggest that the structure plunges steeply to the north.

Southern Lobe

The Southern Lobe is a subcircular appendage of the quartz porphyry intrusive/breccia complex which interfingers as dyke and sill-like bodies with the tuffaceous Hazelton Group rocks to the south. Hole 66-18 encountered quartz porphyry, quartz porphyry breccia, porcellaneous quartz porphyry, a grey "cherty" unit believed to be a phase of the quartz porphyry, brecciated volcanic tuff and highly siliceous rock.

Subvolcanic Breccia Complex

This breccia body is circular in shape and approximately 250 metres in diameter. Most clasts are quartz porphyry, however hornfels fragments are much more common than in the main Intrusive Breccia Complex. The breccia fragments are composed of both quartz porphyry and hornfels, however there are also exotic clasts, including trachytic feldspathic rocks, greywacke, siltstone and argillite (Sutherland Brown, 1965). Some exceptionally large clasts of hornfelsed greywacke have been found southeast of Camp Lake. The clasts generally show a pronounced vertical orientation. Occasional crosscutting barren quartz veins in the breccia are themselves highly fractured. Sutherland Brown (1965) mapped a partial ring dyke cutting the breccia body. Godfrey (1967) believes that the Subvolcanic Breccia Complex is in part extrusive and to be the latest major episode of the Lucky Ship intrusive event and to be post-ore in time. The sub-circular nature of the complex suggests brecciation was related to a ring and radial fracture system developed above a buried intrusive body.

Structure

Godfrey (1967) states that the southern portion of the quartz porphyry pluton comprising the Southern Lobe and the Massive Central Zone are influenced by the strike of the Hazelton volcanic sequence. The southern contact of the pluton and the porphyry dyke offshoots to the east and south are all oriented parallel to the strike of the tuffs of the Hazelton Group. In contrast, the contacts in the Intrusive Breccia Complex and the Subvolcanic Breccia Complex in northern portion of the pluton crosscut the strike of the regional bedding. The small number of dykes in the northern contact area all crosscut the bedding.

Major faults in the vicinity of the pluton appear to postdate the intrusion. None appear to have major displacement.

Several large faults that cut the pluton do not appear to offset the contacts substantially. However gouge zones ranging from 30 cm. to 12 metres caused some drilling problems during the Amax drill programs. These zones contained a clayey calcareous rock flour with competent rock fragments up to 2.5 cm. in diameter and upon contact with water the clay would expand, either closing the hole or seizing the drill rods in the hole. Drilling problems resulted in premature abandoning of drill holes 65-5, 65-8, 65-15 and 65-17. A large fault is believed to extend in a southeast direction from Camp Lake through the Massive Central Zone approximately 50 metres west of the Main Molybdenite Zone.

DEPOSIT TYPE

The following section is largely based on summaries by Wallace et al (1968 and 1978), Soregaroli and Sutherland Brown (1976), and Sinclair (1995a and b) and is mainly a review and

summary of some characteristics of porphyry molybdenum deposits in general, and the features which could be of significance in the exploration of the Lucky Ship Property.

Porphyry molybdenum deposits are large, relatively low-grade deposits that are amenable to bulk mining techniques (open pit or underground block caving). They are associated with high-level to subvolcanic felsic intrusive centers, and generally have multiple stages of intrusive activity. Mineralization is almost exclusively molybdenite, which alters in the supergene environment to the canary-yellow oxide mineral ferrimolybdite. Associated minor to significant minerals include: chalcopyrite, sheelite, huebnerite, wolframite, cassiterite, and other sulphide minerals as well as fluorite and anhydrite. Molybdenum mineralization is generally found in veinlet stockworks associated with intensely silicified rock, as well as in veins, sheeted veins, breccias and disseminated in the groundmass of pervasively silicified rock. As stated above, silicification is the most important alteration type and is found in the core of the mineralized system, however potassic alteration (K-feldspar and in some instances biotite) is another important alteration type in some cases. Greisen-type alteration (quartz-muscovite-topaz) occurs as envelopes around quartz-molybdenite veins below some high-grade Mo zones. Phyllic alteration may surround and may be superimposed upon the silicified and K-feldspathized core and be supplanted (outward) by prophylitic (chlorite and epidote) and in some cases argillic (clay) alteration. The envelopes of hydrothermal alteration can be extensive and can affect several cubic kilometres of rock – the alteration envelopes commonly contain several percent pyrite which are referred to as pyrite haloes or hornfels zones. Breccia bodies are common associates and can carry fragments either upward or downward from their source - intrusive activity and explosive hydrothermal fluids can cause disintegration of the host rocks, while subsequent magma subsidence can cause collapse. Porphyry molybdenum deposits vary in shape from an inverted cup, to cylindrical, to elongate, to highly irregular. Large deposits such as Climax and Urad-Henderson, associated with multiple episodes of intrusion, associated hydrothermal activity and mineralization, can contain two or more stacked ore bodies, each related to one phase of a repeated episode of igneous-hydrothermal activity.

The development of hydrothermal alteration and pyrite haloes makes this type of deposit amenable to geophysical surveying. The disseminated nature of the sulphides responds well to Induced Polarization (IP) geophysical surveys, where an electrical charge is induced into the ground, and the decay of this charge at sulphide grain boundaries can be measured. The pyrite halo will commonly contain a higher overall content of sulphide minerals and an IP survey can outline the edges or top of the pyrite halo. Further, the silicified core zone of the molybdenite deposit is generally highly resistive and can be outlined by the resistivity calculation associated with the IP survey.

MINERALIZATION

Introduction

The following section is partially extracted from the technical report by Godfrey (1967) supplemented by observations by the author and Dr. Don MacIntyre during the current program.

Significant molybdenite mineralization at Lucky Ship has only been found within four of the different phases of the Lucky Ship Pluton. The Subvolcanic Breccia Complex lacks any significant sulpide mineralization – molybdenite or pyrite. The minor showing of chalcopyrite-sulphide mineralization referred to above in the History section occurs in quartz veins carrying Cu-Ag-Au values (Shaede, 1991) - it is probably related to the pyrite alteration halo related to the molybdenum-mineralized system associated with the Lucky Ship Pluton. An occurrence called the “West

Showing" is located 1700 metres west of the south end of Camp Lake. This "showing" consists of two angular boulders of molybdenite-bearing, quartz-veined quartz porphyry totaling approximately 140 kg. Trenching has shown the mineralized boulders to overlie glacial till and they are believed to have been transported from the Main Molybdenite Zone.

Molybdenite in the Lucky Ship Pluton is invariably fine grained - six different types of molybdenum mineralization have been recognized by Godfrey (1967):

i. Molybdenite on "dry" fractures and "crackle" zones
ii. Quartz molybdenite veins in:
    - sets
    - stockworks
iii. Banded quartz-molybdenite veins
iv. Silica pigmented by finely disseminated molybdenite
v. Whispy disseminated molybdenite in porcellanous quartz porphyry
vi. Molybdenite-bearing fragments containing types ii and iv

These six types of molybdenite mineralization are found in the Main Molybdenite Zone, the Southern Lobe and in the Intrusive Breccia Complex and to a lesser extent in the Massive Central Zone of the Lucky Ship Pluton.

In addition to the above types of mineralization, molybdenite occurs with crushed pyrite along chloritic fractures in massive sections of the quartz porphyry. The grey fault gouge zones also contain molybdenum in minor quantity (0.02 to 0.04 % MoS_2).

The significant molybdenite mineralization and occurrences at Lucky Ship are discussed below in three sections under the names of the four intrusive phases which host the mineralization.

Molybdenite in the Main Molybdenite Zone and Massive Central Zone of the Quartz Porphyry Intrusive Body

The main control for the Main Molybdenite Zone is the subvertical cylindrical structure at the southern contact of the Lucky Ship Intrusive body. The structure consists of the central core of porphyritic granite surrounded by thin rinds (3 – 30 metres) of high-silica rock and brecciated volcanic tuff (hornfels). Quartz-molybdenite mineralization occurs in a crude concentric zone peripheral to the porphyritic granite and extends outward from the silica zone into the quartz porphyry on the north, west and south sides and into the Hazelton volcanic sequence on the southeast side.

On surface, the molybdenite mineralization is found in wide (up to 60 cm.) banded quartz-molybdenite veins separated by several metres of barren quartz porphyry (on the north, west and south sides) and in Hazelton volcanic tuffs (hornfels) on the southeast side. These veins appear to have a radial orientation with respect to the porphyritic granite plug and to change laterally within 60 metres towards the plug into an intense quartz and quartz-molybdenite vein stockwork.

In the drill holes, the vein stockwork is found peripheral to the granite porphyry plug and varies from a well-defined zone up to 60 metres in width in the quartz porphyry on the north and northwest sides, expanding to a broader, patchy zone approximately 125 metres in width on the southwest and to a linear patchy stockwork zone of variable width between 25 and 60 metres on the southeast side. More detailed descriptions of these mineralized zones are provided below.

As stated above, the north and northwest side of the porphyritic granite plug hosts the most strongly-developed quartz and quartz-molybdenite vein stockwork in the quartz porphyry. In this

area, the barren quartz vein stockwork is more extensive than the quartz-molybdenite vein stockwork, making the boundaries within the mineralized zone gradational and based on assay values. At a depth of 370 metres, the stockwork and silicification pinch out, with the contacts between the porphyritic granite and quartz porphyry becoming sharp and unmineralized. The volcanic (hornfels) rind at this depth becomes massive with only minor quartz veining. Further down the plunge of the porphyritic granite to the northwest, the volcanic (hornfels) rind pinches out and prominent quartz stockworks again appear around irregularities in the porphyritic granite-quartz porphyry contact.

On the south and west sides of the porphyritic granite plug, the mineralized zone is less well defined and expands up to 125 metres. Molybdenite is found in several habits: in patchy quartz-molybdenite stockworks, quartz-molybdenite vein sets and in dry crackle zones in quartz porphyry, porphyritic granite, Hazelton volcanic rocks (hornfels) and in diabase. A small apophysis of the stockwork-type mineralization trends down the eastern contact of the southern lobe.

On the southeast side of the quartz porphyry plug the quartz-molybdenite stockwork mineralization in the Hazelton volcanic rocks is still controlled primarily by the cylindrical structure, with an additional strong secondary control by the bedding in the volcanic tuffs. Mineralization occurs as patchy stockworks, dry molybdenite “crackle” zones, and some banded quartz-molybdenite veins spatially associated with conformable felsic dykes in the Hazelton volcanic tuffs. The black crystal tuff unit is the preferred host unit for the molybdenite mineralization. Holes 66-19 and 66-20 were drilled beneath this section and intersected only minor molybdenite mineralization, establishing that the bottom of the Main Molybdenite Zone in this area has a maximum vertical extent of 180 metres. Small intrusive breccias containing molybdenite-bearing fragments are present along the southeastern contact.

The quartz veining within the porphyritic granite core shows a similar decrease in intensity, varying from a high of approximately 65 quartz veins per metre at surface to an average of 7 per metre at a depth of 460 metres in holes 66-19 and 66-20.

Mineralization in the Southern Lobe

A soil geochemical anomaly overlies part of the Southern Lobe and was partially tested by Hole 66-18. The hole intersected wispy finely disseminated molybdenite in porcellaneous quartz porphyry that was in turn cut by fine quartz-molybdenum veinlets and patchy stockwork zones from 22 metres to 107 metres, with a 18 metre section averaging 0.13% MoS_2. No molybdenite mineralization has been observed in outcrop mapping south of hole 66-18.

Mineralization in the Intrusive Breccia Complex

Within the Intrusive Breccia Complex, mineralization occurs as finely disseminated molybdenite in cryptocrystalline silica rock, as fine molybdenite on late “dry” hairline fractures and as several different habits in mineralized quartz porphyry fragments in the breccia.

The most significant mineralization is finely disseminated molybdenite in the cryptocrystalline silica. A small (60 cm. x 1.6 m.) surface exposure is the only outcrop. However, Hole 65-5 intersected 0.14% MoS_2 across 15 metres between 330 and 345 metres. In both cases, rounded fragments of white quartz porphyry are cemented by dark cryptocrystalline silica carrying finely disseminated molybdenite.

Fragments carrying molybdenite are present in Hole 65-5 throughout the length of the hole from 25 metres to the bottom at approximately 831.4 metres. Above a depth of 335 metres, the mineralized fragments contain molybdenite-bearing quartz veins and quartz vein stockworks. Below

335 metres, 2/3 of the molybdenite-bearing fragments contain fine disseminated molybdenite in cryptocrystalline silica as well as molybdenite in quartz veins. Although the ratio of molybdenite-bearing fragments to the total number of fragments rarely exceeds 1%, Godfrey (1967) considered their presence through this vertical interval to have "important economic implications".

Molybdenite also occurs in quartz veins (10 per metre) which are later than the brecciation and crosscut the breccia fragments near the bottom of Hole 65-5. Drill holes 65-12 and 65-16 also tested the Intrusive Breccia Complex at depths shallower than hole 65-5 and according to Godfrey (1967) "intersected alternating granite and quartz porphyry units which are locally heavily quartz veined and which contain sections assaying 0.05% molybdenite.

NEW CANTECH VENTURES 2005/06 EXPLORATION PROGRAM

Between June 2005 and February 2006, New Cantech Ventures Inc. completed 4934.6 metres of NQ diamond drilling in 28 holes, 30.8 kilometres of linecutting, 1.2 kilometres of new road construction, approximately 7 km of rehabilitation of old access roads and drill "trails", approximately 1 km of construction of new drill access "trails", 30.4 kilometres of "pole-dipole" induced polarization surveying, 30.8 kilometres of magnetic surveying, metallurgical floatation testing of three representative samples composited from 66 assay "reject" samples. The data and interpretation resulting from this work are the subject of this report.

Linecutting

During June and July of 2005, Mr. Rick Henderson and a crew of up to six men of Hendrex Exploration Services completed a total of 31,000 metres of linecutting on the property. Pickets were placed at 25 metre intervals, with the lines oriented at 325^0 and the baseline at 055^0. The work included :

- 12 – 800 metre lines
- 4 – 2000 metre lines
- 4 – 3000 metre lines
- 1 – 1400 metre baseline

The baseline followed the old Amax 500 (ft.) N line and the New Cantech 18+00 E line was located over the Amax 0+00 E line. The lines are shown in Figure 8.

Geophysics

Peter Walcott and Associates Limited carried out magnetic and induced polarized surveying over the newly-cut grid between July 8 and 31, 2005. The results of this work are presented in Appendix (i). The Horizontal position control was recorded using an Allstar L-1 phase GPS receiver, with corrections against base station data obtained by Terra Surveys from a base station in Houston. Elevations were recorded to an estimated accuracy of 3 metres utilizing an ADC Summit altimeter and base station manufactured by Brunton of Wyoming, USA.

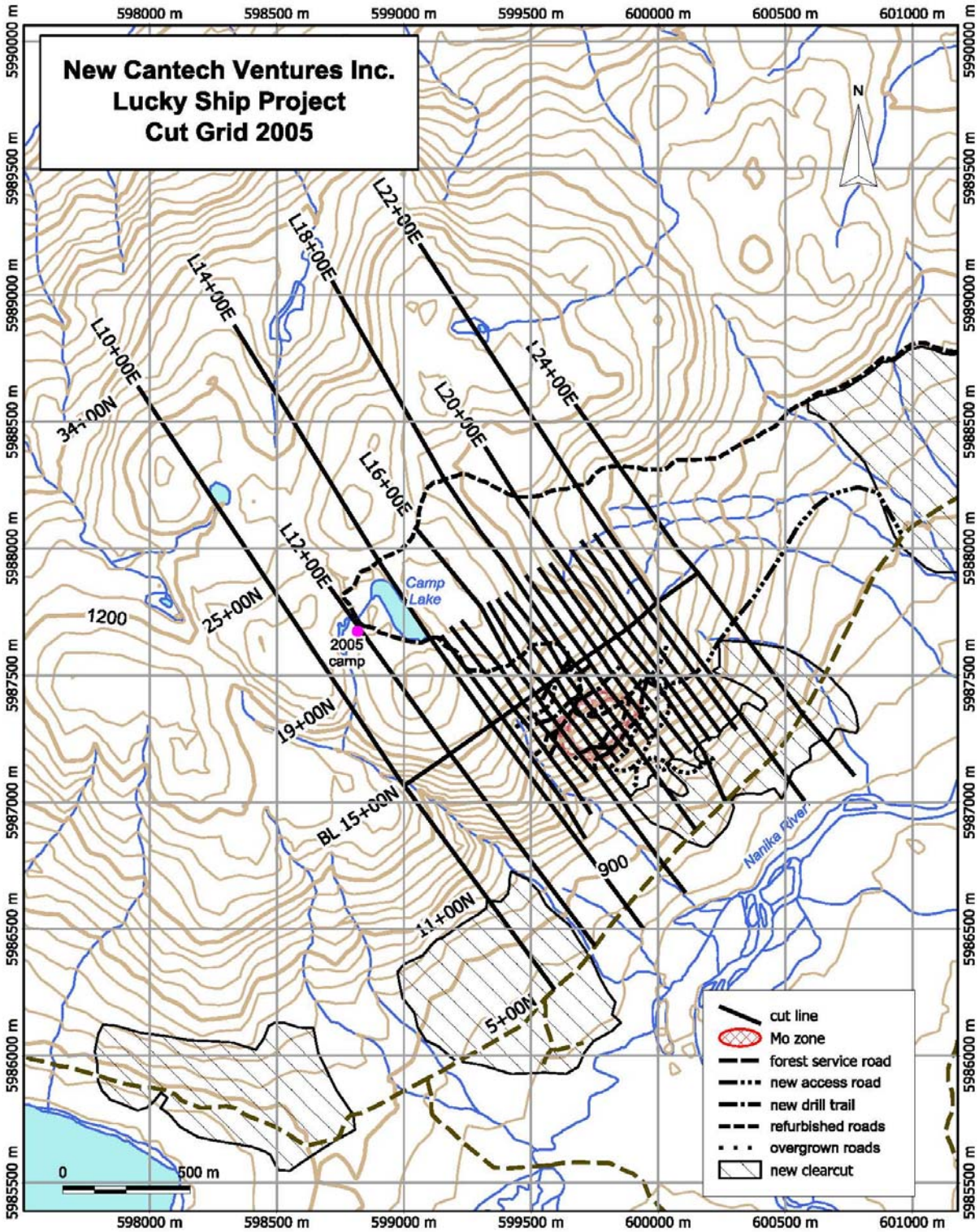

Figure 8. Cut grid established in 2005, Lucky Ship property.

The magnetic survey utilized a GSM 19 proton precession magnetometer and base station manufactured by GEM Instruments of Richmond Hill, Ontario. Accuracy is reported to be plus or minus 1 nanotesla. A total of 30.8 kilometres of surveying at a spacing of 25 metres.

Table 4. New Cantech Drill hole information

Hole	Easting	Northing	Grid X	Grid Y	Elev.	Depth	Casing	Az	Dip
LS05-24	599781	5987238	17+00E	11+92N	1046	122.8	13.4	145	-45
LS05-25	599672	5987163	15+67E	11+95N	1052	100.6	10.7	169	-45
LS05-26	599691	5987194	16+00E	11+95N	1049	113.7	17.0	145	-45
LS05-27	599977	5987502	20+00E	12+96N	1063	81.4	11.0	145	-45
LS05-28	599591	5987249	15+50E	13+12N	1103	178.9	9.1	145	-45
LS05-29	599532	5987315	15+50E	14+00N	1138	188.1	7.7	145	-45
LS05-30	599586	5987329	16+00E	13+80N	1143	172.8	3.1	145	-45
LS05-31	599621	5987365	16+50E	14+00N	1140	78.3	1.5	145	-45
LS05-32	599654	5987399	17+00E	13+90N	1136	63.1	9.4	145	-45
LS05-33	599740	5987215	16+50E	12+00N	1045	117.3	8.0	145	-45
LS05-34	599856	5987541	19+50E	14+00N	1128	130.2	4.0	145	-45
LS05-35	599820	5987505	19+00E	13+75N	1130	182.0	3.1	145	-45
LS05-36	599785	5987467	18+50E	13+75N	1132	277.7	3.1	145	-45
LS05-36	599785	5987467	18+50E	13+75N	1132	277.7	3.1	145	-45
LS05-37	599923	5987455	19+50E	12+75N	1132	126.5	13.7	145	-45
LS05-38	599747	5987438	18+00E	13+75N	1135	133.2	5.2	145	-45
LS05-39	599810	5987280	17+50E	12+00N	1055	141.8	10.1	145	-45
LS05-40	599844	5987308	18+00E	12+00N	1054	114.9	6.1	145	-45
LS05-41	599874	5987356	18+50E	12+30N	1058	114.9	3.7	145	-45
LS05-42	599683	5987428	17+50E	14+00N	1139	96.7	3.1	145	-45
LS05-43	599882	5987420	19+00E	12+80N	1073	102.1	7.0	145	-45
LS05-43	599882	5987420	19+00E	12+80N	1073	102.1	7.0	145	-45
LS05-44	599598	5987487	17+00E	15+00N	1173	226.5	3.5	145	-45
LS05-45	599736	5987545	18+50E	14+65N	1154	108.8	10.4	145	-50
LS05-46	599564	5987448	16+50E	14+85N	1175	233.8	6.0	145	-48
LS05-47	599698	5987514	18+00E	14+67N	1154	211.2	4.3	145	-50
LS05-48	599627	5987517	17+50E	15+15N	1169	227.7	6.1	145	-45
LS05-49	599552	5987214	15+00E	13+10N	1098	160.6	6.7	145	-45
LS06-30A	599586	5987329	16+00E	13+80N	1143	395.3	na	145	-45
LS06-45A	599736	5987545	18+50E	14+65N	1154	380.10	na	152	-47
LS06-50	599536	5987394	16+00E	14+60N	1170	285.6	7.7	143	-45
LS06-51	599574	5987266	15+50E	13+38N	1114	349.6	13.0	143	-43

The induced polarization survey utilized a “pole-dipole” array with a pulse type system manufactured by Huntec Limited of Toronto and Iris Instruments of Orleans, France. On the Main Mineralized Zone 19.0 kilometres was surveyed with a line spacing of 50 and 200 metres utilizing a 25 metre dipole. An additional 11.4 kilometres was surveyed outside the Main Mineralized Zone on a more regional line spacing of 400 metres utilizing a 150 metre dipole.

Drilling

The first major period of diamond drilling on the Lucky Ship Property occurred between 1964 and 1968, and was undertaken by Amax Exploration Inc. (formerly Southwest potash Corp.). The Amax work is summarized in this report in the section entitled History of Exploration – Lucky Ship Property. The Amax drill core was stored at the old Amax camp at Camp Lake. Most of the Amax core racks had collapsed, prior to the recent New Cantech work program, however any salvageable core boxes were cross-stacked so they are available for re-logging in the future.

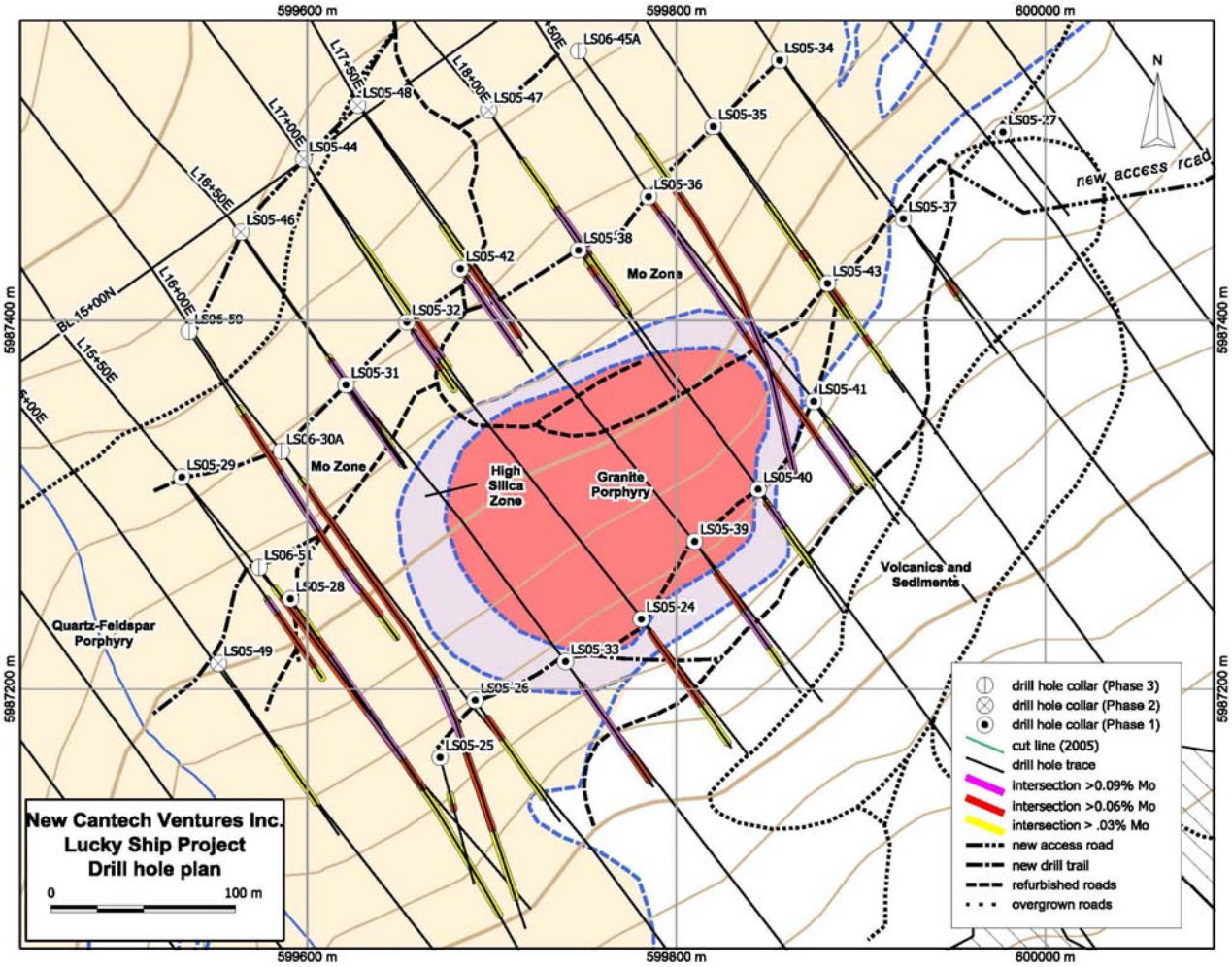

Figure 9. Drill hole plan and significant drill hole intersections, New Cantech drilling, Lucky Ship property, June 2005-February 2006.

Between June 2005 and February 2006, New Cantech Ventures Inc. completed 4934.6 metres of NQ diamond drilling in 28 holes. The work was completed by 3 different contractors:

- V. Emary Drilling & Exploration of Creston, B.C.
- Suisse Diamond Drilling Ltd. of Smithers, B.C.
- Britton Bros. Diamond Drilling Ltd. of Smithers, B.C.

All drilling was NQ sized core and recovery was generally close to 100%. Core is currently stored at two locations: the old Amax site at Camp Lake on the Lucky Ship Property, and at Jim Hutter's farm at Quick. Arrangements have been made to rent a warehouse at Telkwa and the core will be moved to that location during the next field program. All the core boxes have an embossed aluminum tag identifying the hole and the interval contained in the box. The author logged a good portion of the holes and Dr. Don MacIntyre the remainder. Text logs of the drill holes are maintained in the project archive and are not included in this report. Summary graphic logs with assays are presented in Appendix (ii). Rock Quality Designation (RDQ) logging was completed for holes 44 through 51 and are included with the text drill logs in the project archive. Drill sections were prepared by Dr. Don MacIntyre utilizing the Earthworks Downhole Explorer program produced by RockWare Inc. of

Golden, Colorado – these are presented in a later section of this report under Mineral Resource Estimates. All holes were surveyed with a Pajari instrument supplied by Pothier Enterprises Ltd. of Delta, B.C. The locations and statistics of the New Cantech drill program are presented below in Table 3.

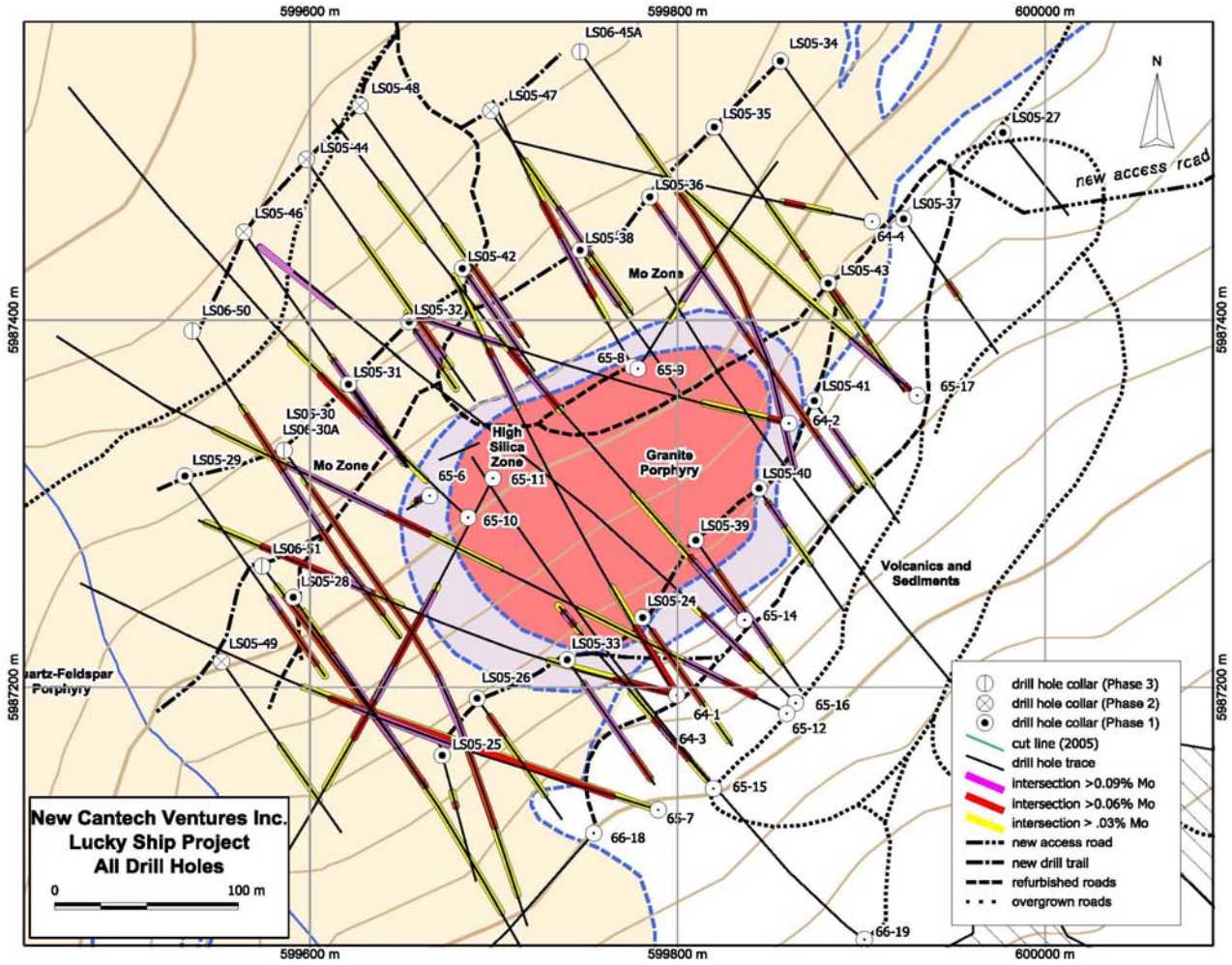

Figure 10. Drill hole plan, New Cantech and Amax drill holes showing significant intersections.

The New Cantech drill holes are shown in Figure 9. The New Cantech and Amax holes are shown in Figure 10.

SAMPLING METHOD AND APPROACH

All of the drilled core was sampled a intervals of 2.0 metres and submitted for multi-element analyses to determine assay values for Mo and potentially deleterious elements in areas of potential ore and to determine levels of potential hazardous elements in areas of potential waste rock. Short sections at the beginnings and ends of holes were added to the nearest 2 metre sample so most sample intervals would be at regular even metre intervals.

The object of the drill program was to outline a zone of mineralization which could be mined by open-pit methods. As a consequence, the initial holes were designed to intersect the mineralized zones at a depth of approximately 50 metres below surface - the second phase intersected the mineralized zones at a depth of approximately 100 metres. All New Cantech holes were drilled at an

azimuth of close to 145^0 perpendicular to the long axis of the Lucky Ship deposit at a dip of approximately -45^0 to crosscut the mineralized zones.

The drill core was then split into two halves – one for an assay sample and a second to provide a library record to be stored. Initially a diamond rock saw was utilized to split the core, however this method proved to be too slow because of the hard siliceous nature of the rock – despite the several different types of rock saw blades that were tried. A standard Longyear blade-type mechanical splitter proved to be more productive. However for the last four holes a hydraulic splitter provided by Mr. Al Rudkavich of ADR Heavy Truck Parts of Smithers proved significantly more productive.

SAMPLE PREPARATION, ANALYSES AND SECURITY

The core was logged, split, sampled and shipped by New Cantech employees in an expeditious, prompt and professional manner, with care taken to ensure quality control. All work was supervised by the author. Although some core logging, geological mapping and data compilation was undertaken by Dr. Don MacIntyre, one of the property vendors, all sampling and shipping was undertaken by New Cantech employees.

The split samples were packed into plastic bags with a sample tag and the bag labeled with a felt marker. The matching half of the sample tag was retained in a sample book as a record. Samples were then shipped by Greyhound bus or truck transport to Acme Analytical Labs in Vancouver. Acme is a certified laboratory, audited by the International Standards Organization (ISO). The samples were crushed and pulverized and a 1.0 gram sample dissolved in aqua regia, a mixture of Hydrochloric Acid (HCl), Nitric Acid (HNO3) and de-mineralised water (2:2:2). It is a strong acid digestion capable of decomposing metal salts, carbonates, sulphides, most sulphates and some oxides and silicates. Aqua Regia will digest precious metals including Au, Ag, Pt and Pd. A 100 ml. sample was then analyzed by Inductively Coupled Plasma - Atomic Emission Spectrometer (ICP-ES) - an instrument capable of determining the concentrations of 40 to 70+ elements simultaneously by measuring the intensity of light given off by samples aspirated into an argon gas plasma heated to > 10,000°K and capable of very low detection limits (ppm to ppb) with wide linear ranges (5 orders of magnitude). A total of 23 elements were reported including Mo as well as most other metals and elements which could be of economic interest and/or potentially toxic to the environment. The Acme assay results are presented in appendix (iii).

Approximately every 25th sample submitted to the laboratory (Acme Analytical) was a blank sample made from an unmineralized mafic greywacke sedimentary rock from a rock quarry at Km. 66 on the Morice Forest Service Road.

Fifty one (51) sample pulps, prepared and assayed by Acme Analytical Laboratories, were submitted to Eco Tech Laboratory of Kamloops, a B.C. certified Assayer, for check assaying. Eco Tech also utilized the Inductively Coupled Plasma (ICP) technique for their analyses – the results are presented in Appendix (iv) and discussed in the next section under Data Verification.

Two sections of drill core from drill hole LS06-50 was split and then quartered and submitted to the two labs (Acme and Eco Tech) for assay – these results are discussed in the next section under Data Verification.

Cross Sections spaced at 50 metre intervals showing the New Cantech Ventures and Amax drill holes and assays are presented in Figures 11 through 21.

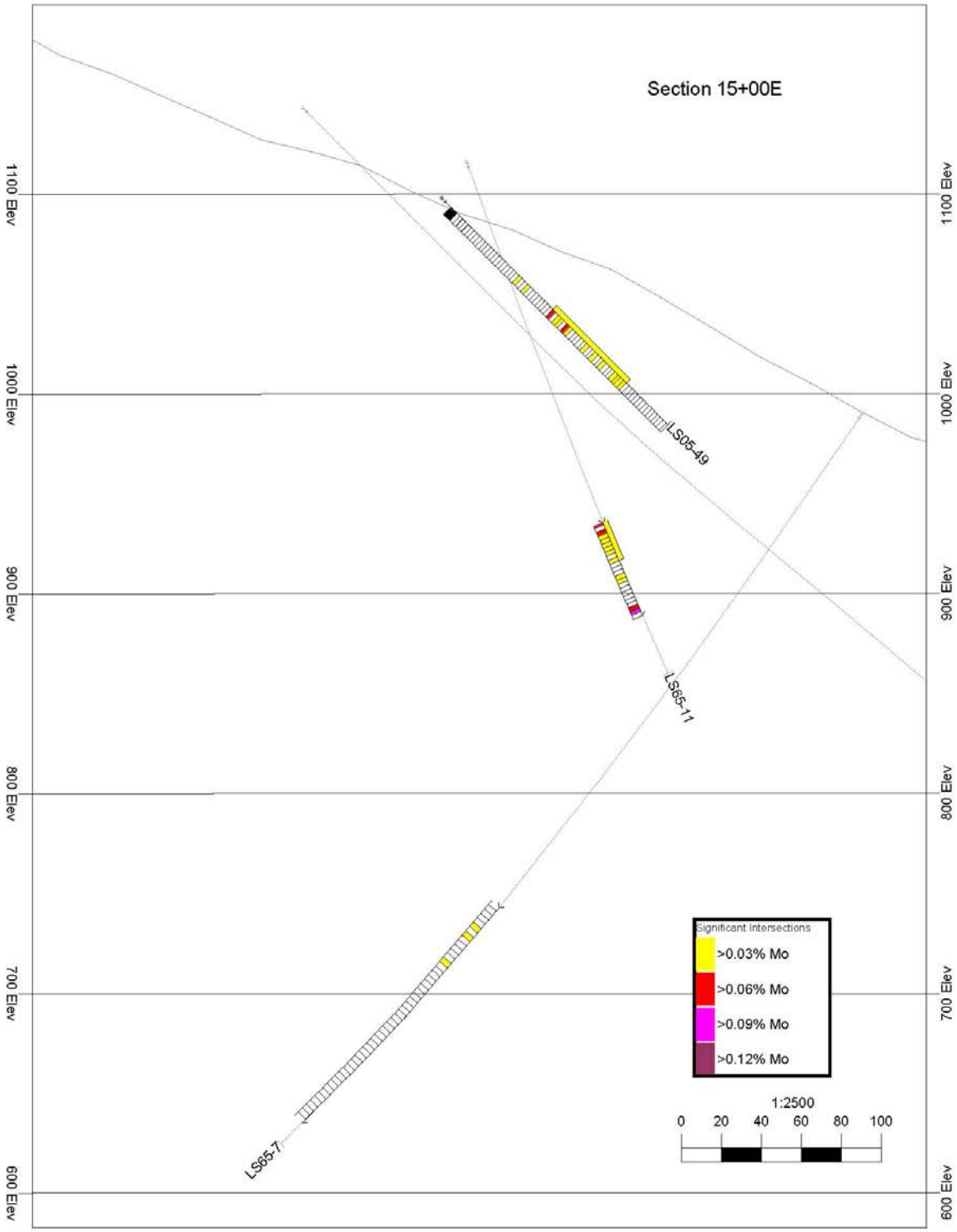

Figure 11. Lucky Ship Project Cross Section 15+00E Showing New Cantech Ventures and Amax Drill Holes

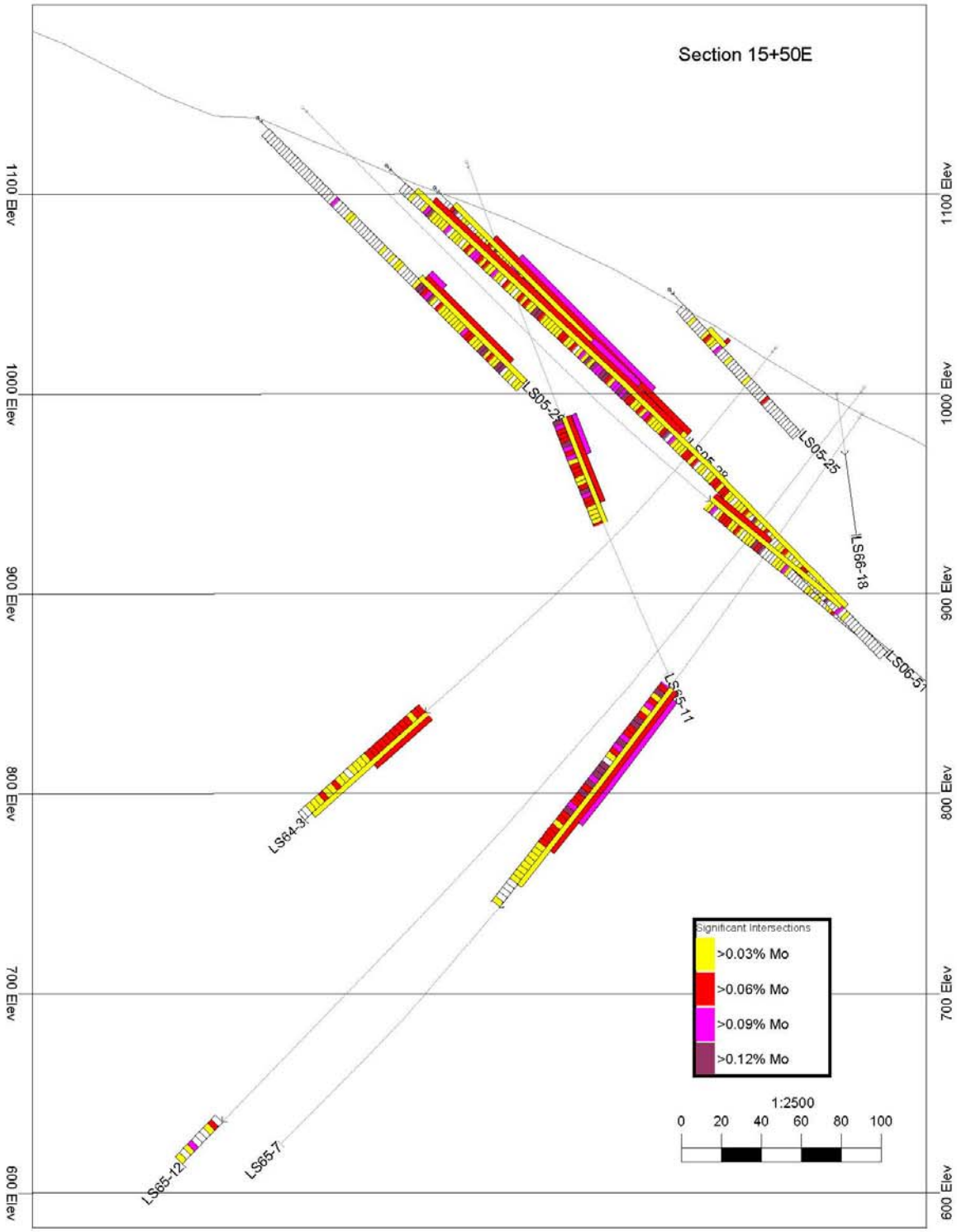

Figure 12. Lucky Ship Project Cross Section 15+50E Showing New Cantech Ventures and Amax Drill Holes

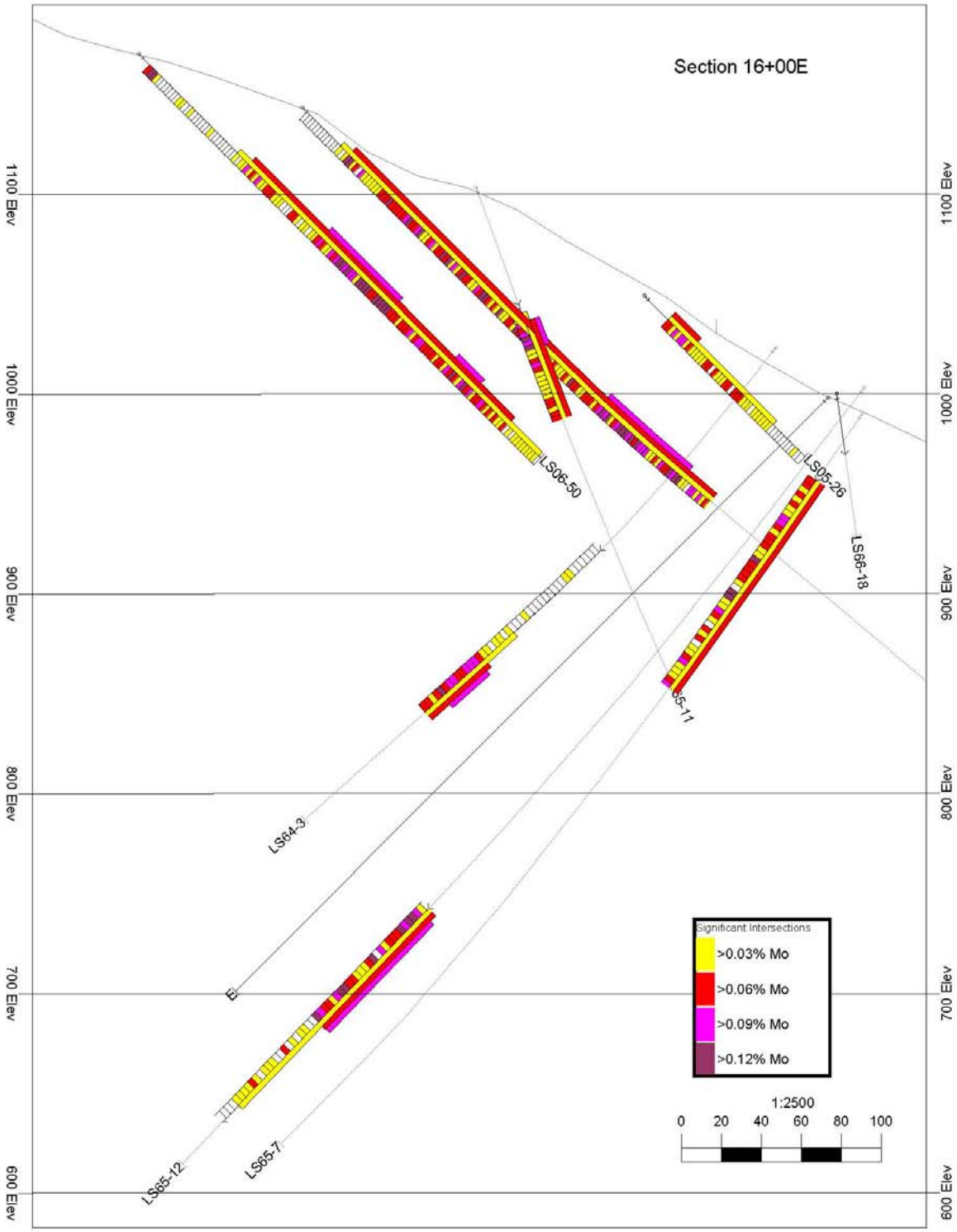

Figure 13. Lucky Ship Project Cross Section 16+00E Showing New Cantech Ventures and Amax Drill Holes

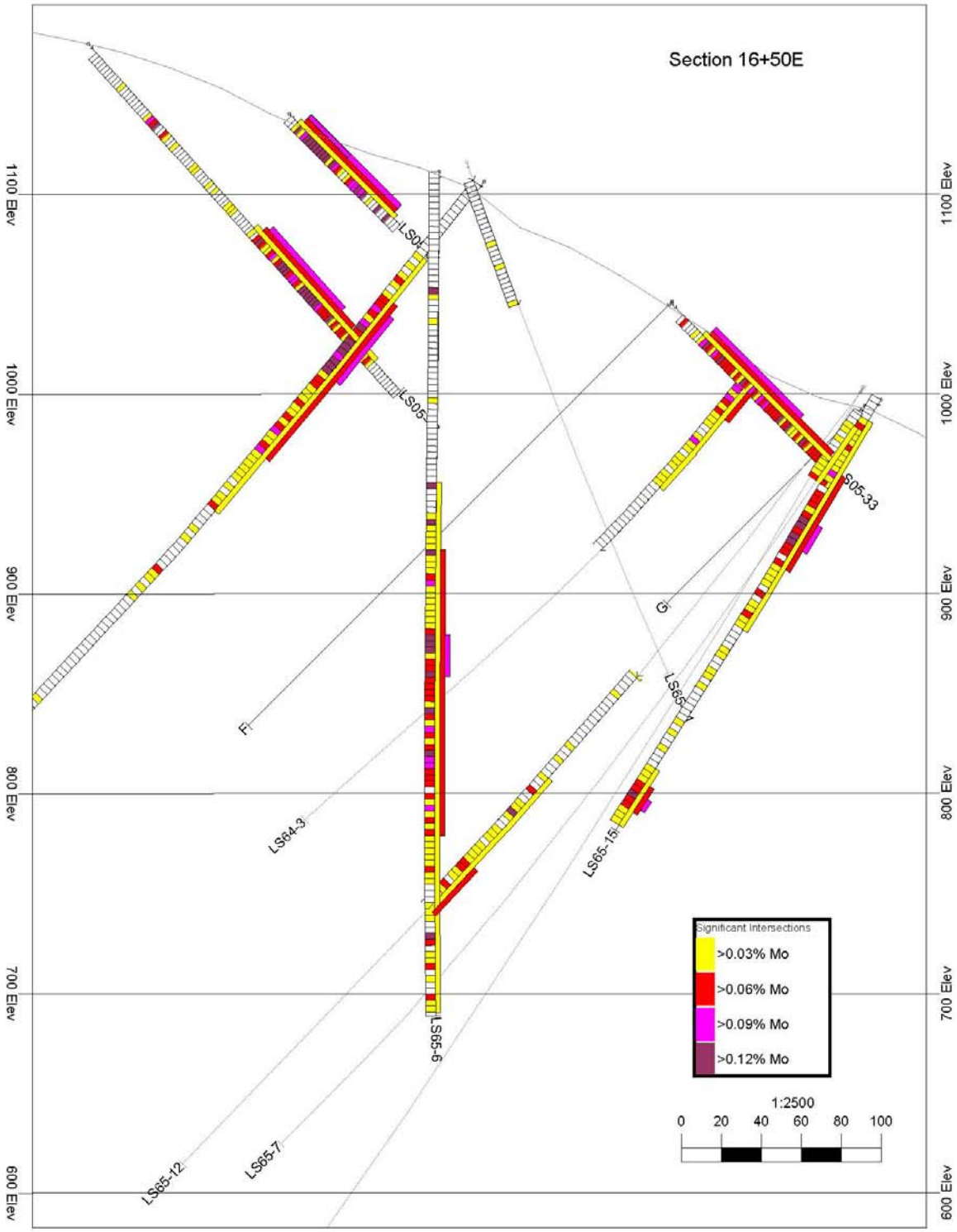

Figure 14. Lucky Ship Project Cross Section 16+50E Showing New Cantech Ventures and Amax Drill Holes

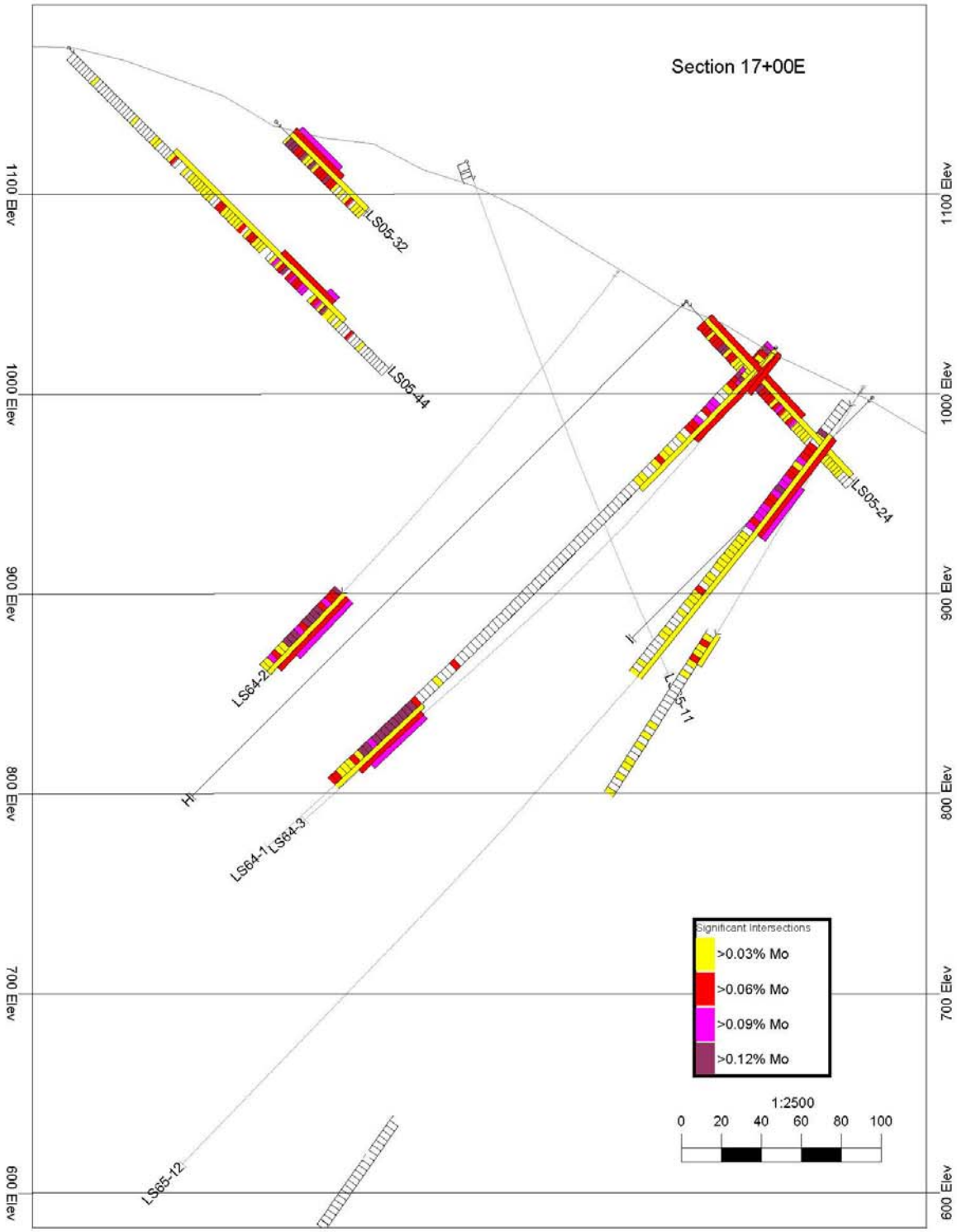

Figure 15. Lucky Ship Project Cross Section 17+00E Showing New Cantech Ventures and Amax Drill Holes

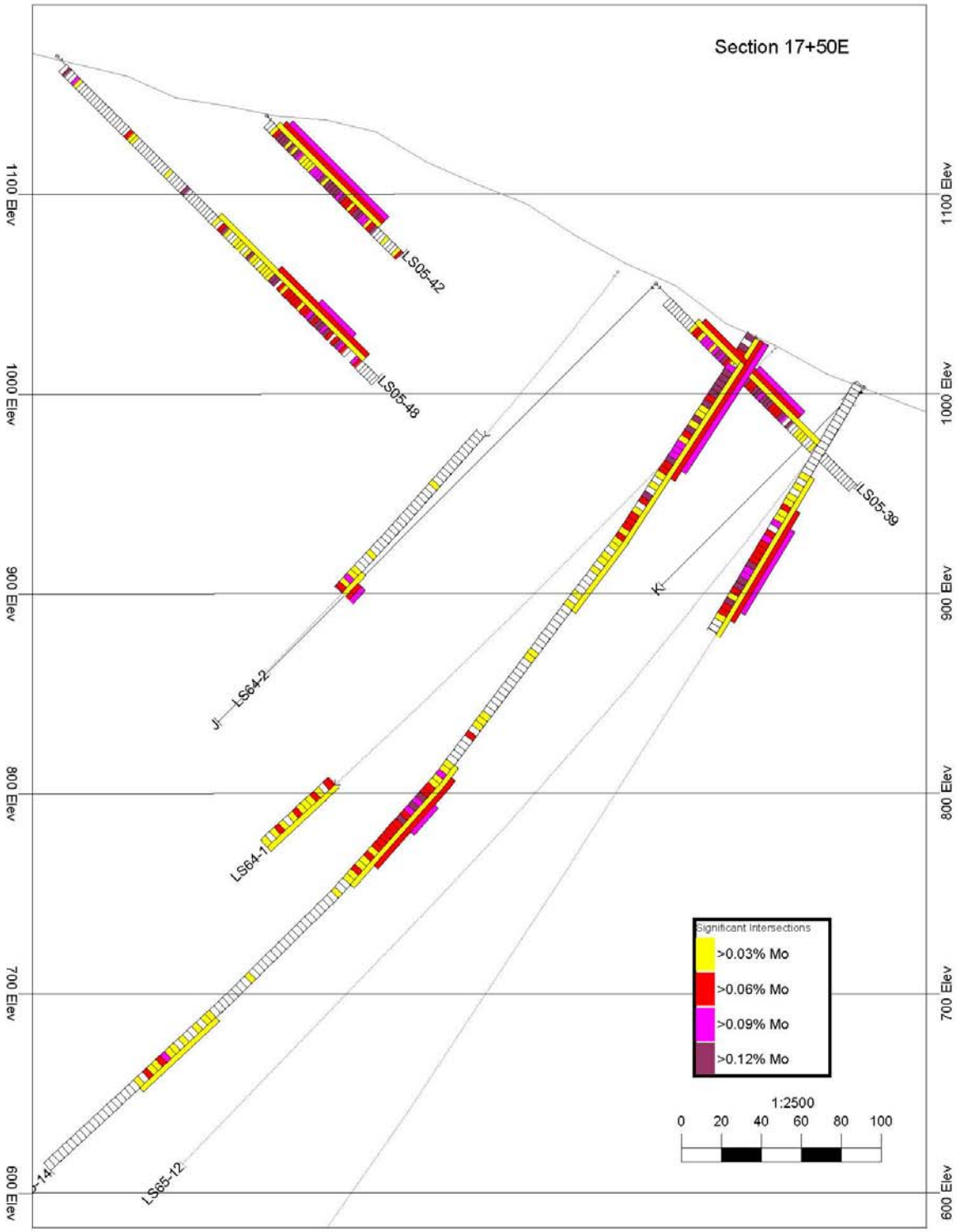

Figure 16. Lucky Ship Project Cross Section 17+50E Showing New Cantech Ventures and Amax Drill Holes

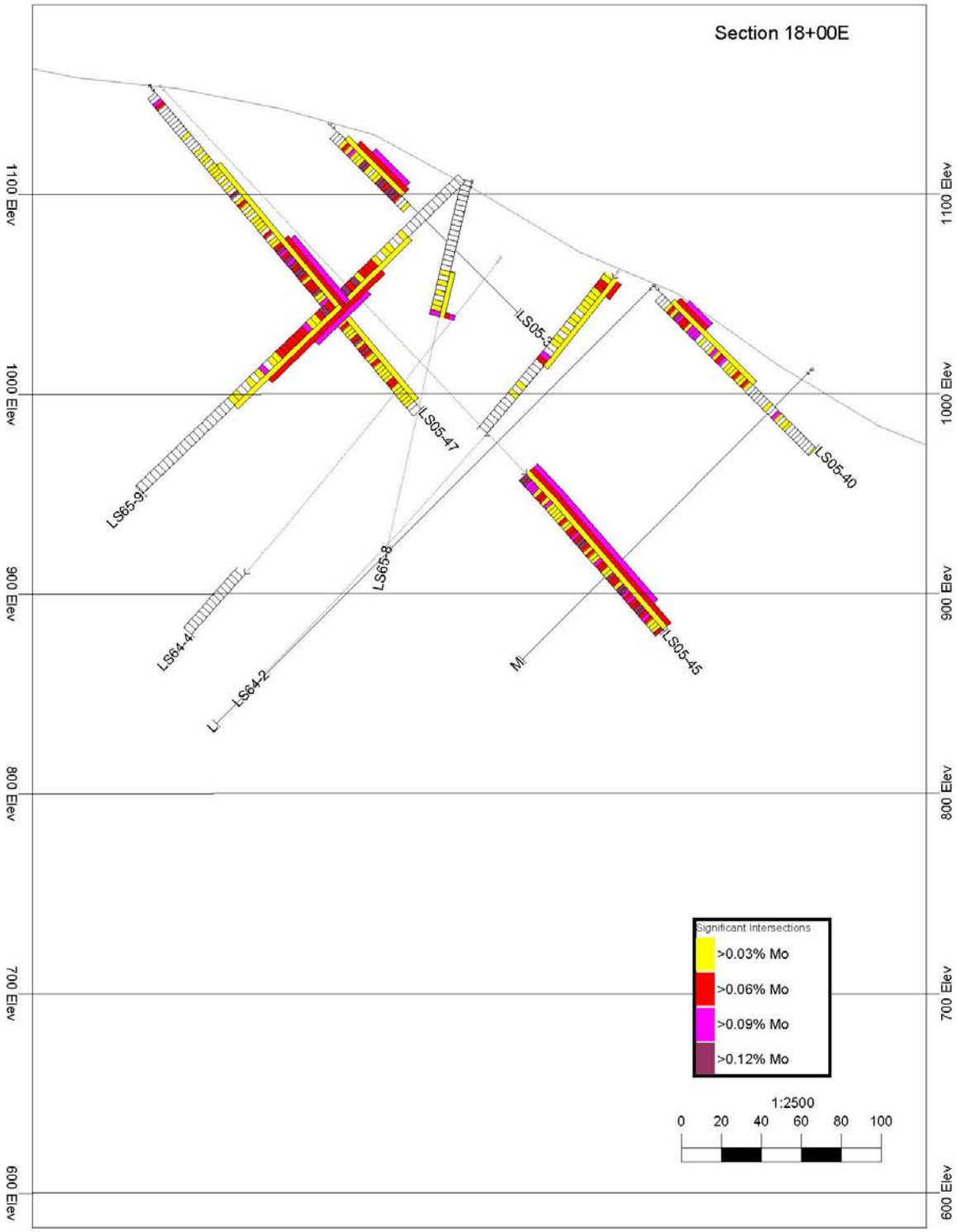

Figure 17. Lucky Ship Project Cross Section 18+00E Showing New Cantech Ventures and Amax Drill Holes

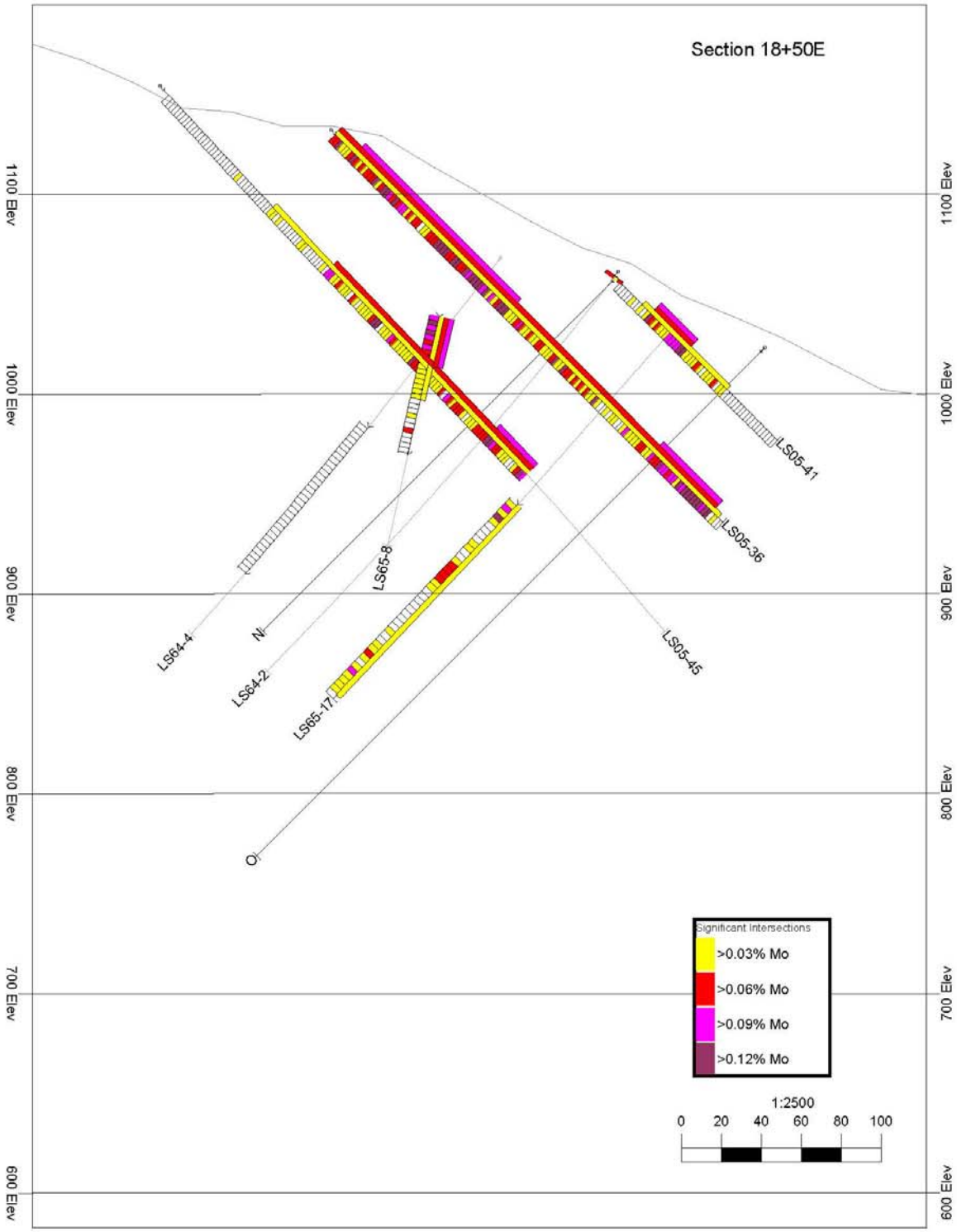

Figure 18. Lucky Ship Project Cross Section 18+50E Showing New Cantech Ventures and Amax Drill Holes

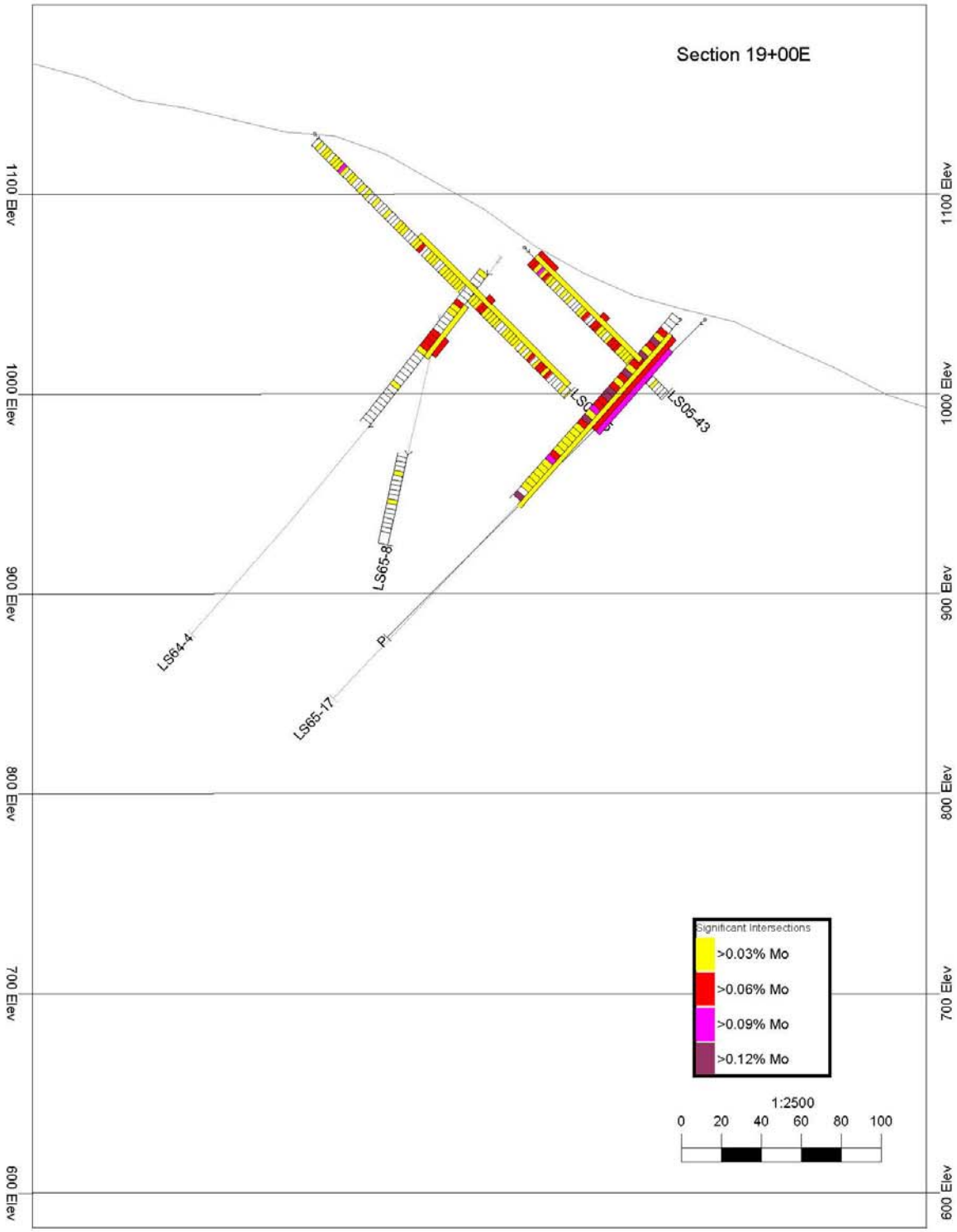

Figure 19. Lucky Ship Project Cross Section 19+00E Showing New Cantech Ventures and Amax Drill Holes

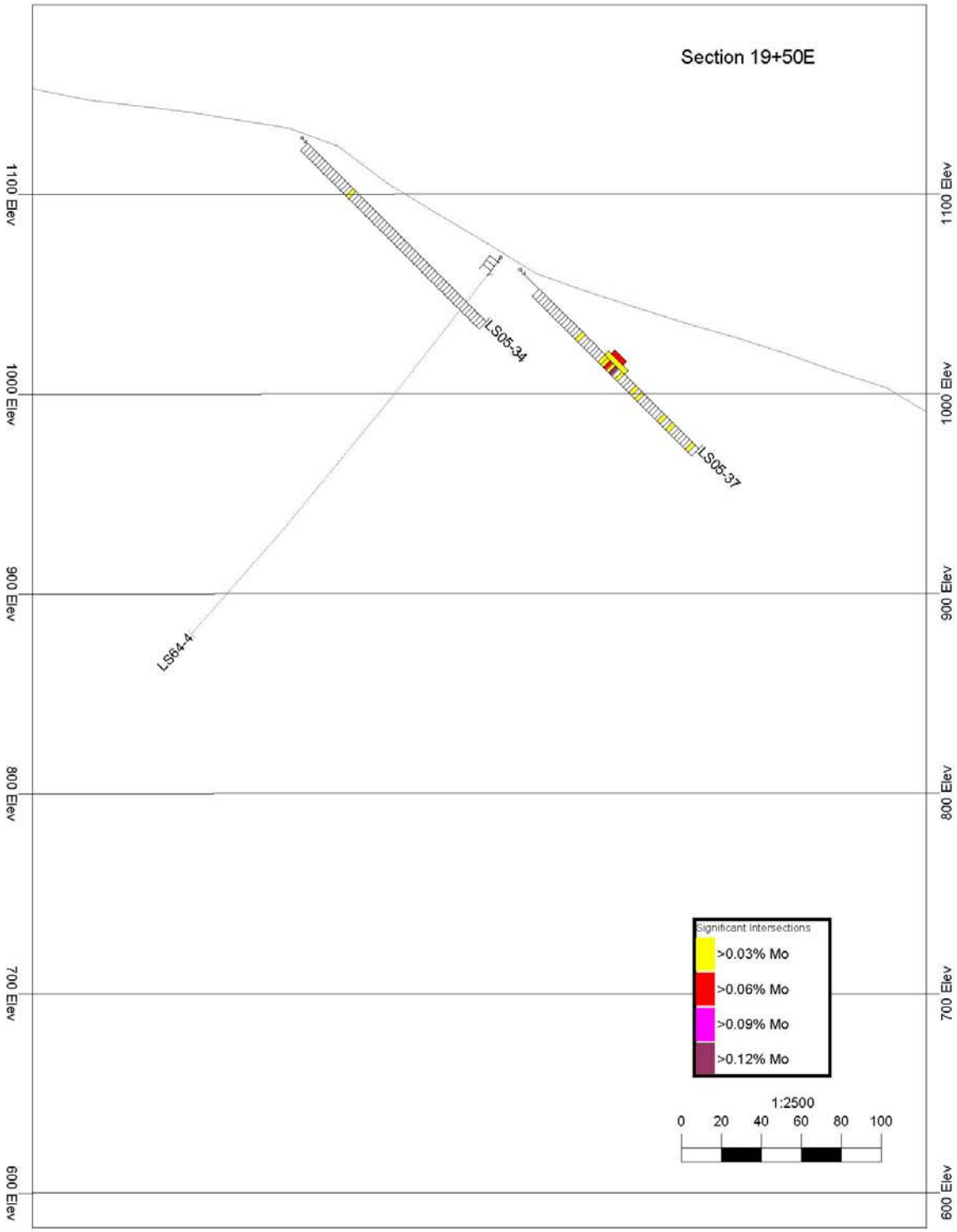

Figure 20. Lucky Ship Project Cross Section 19+50E Showing New Cantech Ventures and Amax Drill Holes

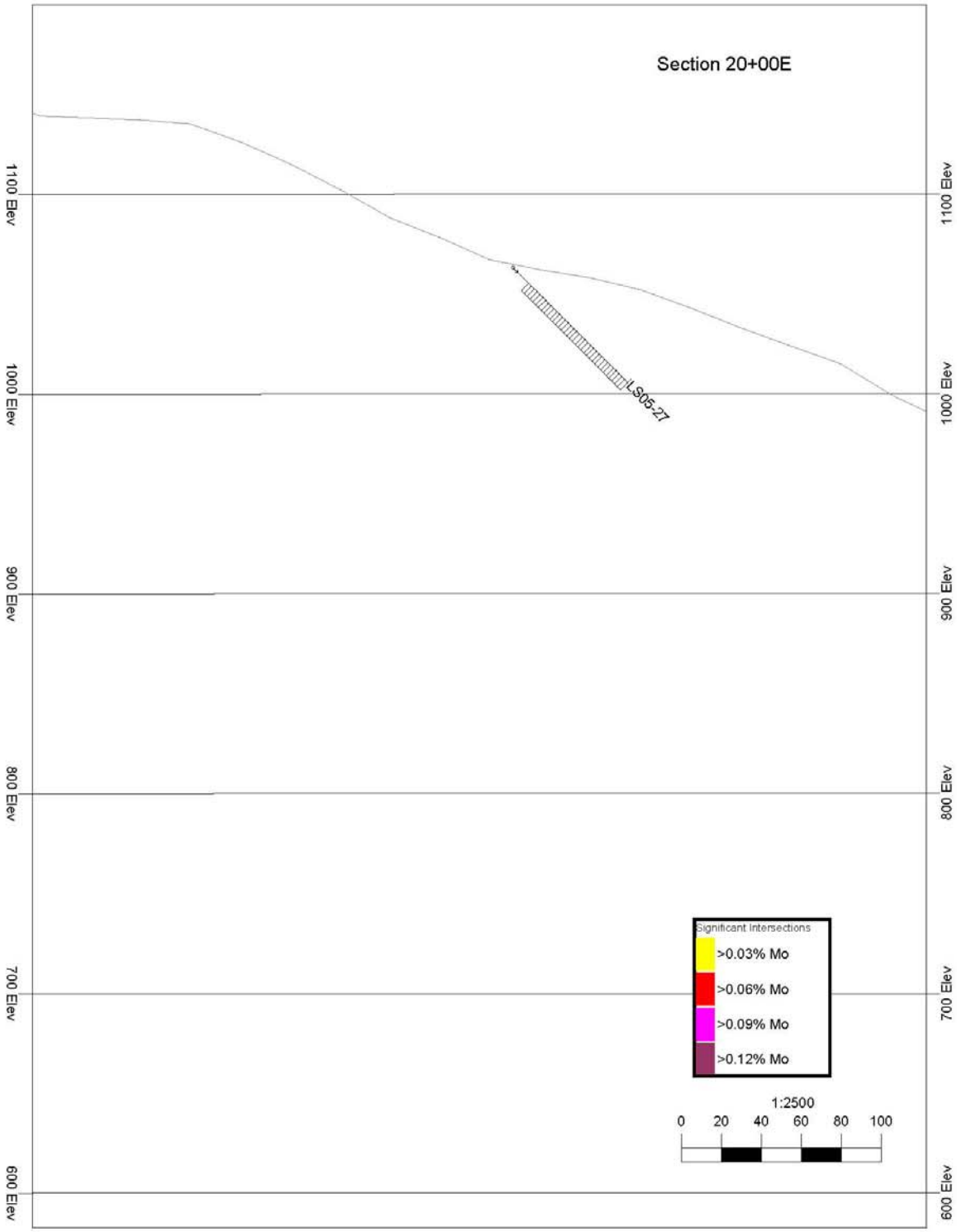

Figure 21. Lucky Ship Project Cross Section 20+00E Showing New Cantech Ventures and Amax Drill Holes

Table 5. Ecotech check assays

No	Sample No	Ecotech %Mo	Acme %Mo
1	34130	0.071	0.073
2	34160	0.029	0.029
3	34190	0.025	0.02
4	348760	0.138	0.116
5	348790	0.049	0.047
6	348830	0.011	0.009
7	348860	0.019	0.016
8	348890	0.045	0.039
9	348730	0.002	0.002
10	349130	0.005	0.004
11	349160	0.006	0.006
12	349190	0.008	0.008
13	349030	0.129	0.129
14	349060	0.033	0.026
15	349090	<.01	0.009
16	614830	<.01	0.001
17	614930	<.01	0.001
18	348930	<.01	<.01
19	348960	0.072	0.079
20	348990	0.001	0.001
21	614730	0.019	0.019
22	614760	0.055	0.054
23	614790	<.01	<.01
24	615030	0.017	0.019
25	615060	<.01	<.01
26	615090	0.107	0.118
27	615130	0.01	0.01
28	615160	<.01	0.001
29	614860	0.014	0.016
30	614960	0.086	0.093
31	614990	0.017	0.019
32	615190	0.015	0.018
33	615230	0.022	0.023
34	615260	<.01	<.01
35	615330	0.036	0.041
36	615290	0.004	0.005
37	615730	0.013	0.015
38	615430	0.006	0.008
39	615360	0.021	0.026
40	615390	0.009	0.011
41	615460	0.02	0.024
42	615490	0.064	0.073
43	615660	0.044	0.052
44	615530	0.008	0.009
45	615560	0.024	0.026
46	615590	0.033	0.038
47	615630	0.007	0.009
48	615690	0.081	0.095

No	Sample No	Ecotech %Mo	Acme %Mo
49	616830	0.002	0.003
50	616860	<.01	<.01
51	616890	0.006	0.007
Correlation Coefficient = 0.98846			

DATA VERIFICATION

As mentioned above under Sample Preparation, Analyses and Security, several precautions were taken to ensure the data were of the highest technical standard.

Of 103 blank samples submitted, 100 returned results of <0.01% Mo. However three samples, B349010, B349030 and B349050, all from the same shipment of samples, returned ore-grade assays (see appendix (vi)). Considerable time was spent to identify the apparent discrepancy: the samples were re-assayed twice and each time returned similar analytical results. It was finally concluded that the sampler had mistakenly utilized a molybdenite-bearing specimen for these three blank check samples – several hand samples with molybdenite mineralization were present in the area of the core shack where the splitting and sampling took place – care will be taken in future to ensure a similar problem does not recur.

Table 6. Split core check assays

No	Sample No	Ecotech %Mo	Acme %Mo
1	617287	0.0841	0.112
2	617288	0.0913	0.107
3	617289	0.0396	0.042
4	617290	0.4561	0.473
5	617291	0.2444	0.193
6	617292	0.1825	0.153
7	617293	0.1934	0.123
8	617294	0.0861	0.073
9	617295	0.0825	0.086
10	617296	0.2875	0.219
11	617325	0.1502	0.074
12	617326	0.0755	0.056
13	617327	0.1919	0.108
14	617328	0.0911	0.128
15	617329	0.1218	0.084
16	617330	0.1767	0.11
17	617331	0.0678	0.033
18	617332	0.1547	0.083
19	617333	0.0642	0.063
20	617334	0.079	0.107
Correlation Coefficient = 0.915875			

The fifty one (51) sample pulps originally assayed by Acme Analytical Laboratories, and submitted to Eco Tech Laboratory of Kamloops, yielded results with an excellent reproducibility – a correlation coefficient of 0.98846 – as documented in Table 5.

The two sections of drill core submitted to the two labs also show a good correlation as documented in Table 6. The results are understandably not as good as the re-assayed sample pulps.

The author is confident that the techniques employed in sampling, sample preparation and assaying were adequate and meet quality control standards of the high quality and that the data which underlie the mineral resource estimate presented later in this report are of excellent quality. Table 7 below is a statistical summary of analytical results for the Lucky Ship drilling program.

Table 7. Statistical summary, Lucky Ship analytical results

	N	STD	MAX	MIN	VAR	MEAN	MEDIAN
Mo%	2326	0.058	0.694	0.000	0.003332	0.055769	0.039
Cu%	2326	0.012	0.192	0.000	0.000139	0.004982	0.001
Pb%	2326	0.002	0.040	0.000	0.000003	0.000159	0.000
Zn%	2326	0.003	0.050	0.000	0.000012	0.000761	0.000
Ag ppm	2326	0.643	26.000	0.000	0.412644	0.051591	0.000
Ni%	2326	0.001	0.018	0.000	0.000002	0.000398	0.000
Co%	2326	0.001	0.011	0.000	0.000000	0.000191	0.000
Mn%	2326	0.015	0.140	0.000	0.000221	0.013439	0.010
Fe%	2326	1.112	13.270	0.100	1.236426	0.746513	0.280
As%	2326	0.001	0.070	0.000	0.000002	0.000030	0.000
Sr%	2326	0.003	0.057	0.000	0.000007	0.002238	0.002
Cd%	2326	0.000	0.002	0.000	0.000000	0.000003	0.000
Sb%	2326	0.001	0.006	0.000	0.000000	0.000349	0.000
Bi%	2326	0.000	0.010	0.000	0.000000	0.000009	0.000
Ca%	2326	0.629	8.290	0.010	0.395540	0.633401	0.470
P%	2326	0.020	0.207	0.001	0.000420	0.020105	0.013
Cr%	2326	0.003	0.027	0.000	0.000006	0.001000	0.001
Mg%	2326	0.478	4.820	0.000	0.228035	0.270709	0.090
Al%	2326	0.741	7.080	0.060	0.548633	0.609725	0.350
Na%	2326	0.066	0.660	0.000	0.004293	0.058121	0.040
K%	2326	0.324	3.050	0.040	0.104700	0.299531	0.210
W%	2326	0.001	0.008	0.000	0.000000	0.000155	0.000
Hg%	2326	0.000	0.001	0.000	0.000000	0.000038	0.000
Re ppb	2158	51.105	660.000	0.000	2610.493861	39.889713	24.000
Sample KG	2158	0.794	8.350	0.480	0.630434	4.008689	4.100

ADJACENT PROPERTIES

There are no important mineral deposits in the immediate vicinity of the Lucky Ship Property. However, Lucky Ship is located in the Skeena Arch, an important mineral province that is host to several porphyry-style molybdenum and molybdenum-copper deposits. Mineral inventories and production from the B.C. Geological Survey Branch MINFILE database for three of the more important deposits are summarized below.

The Huckleberry porphyry copper-molybdenum deposit, currently being mined by open-pit methods by Imperial Metals Corporation at a rate of 20,000 tonnes per day, is located 45 (air) kilometers southeast of the Lucky Ship Property. Between 1997 and 2002, a total of 36.7 million tonnes were milled from which 185,000 tonnes copper, 2,700 tonnes molybdenum, 924 kg. gold and 26,021 kg. silver were recovered. Reserves/resources (not NI 43-101 compliant) are reported as 2.8

million tonnes grading 0.52% Cu and 0.014% Mo in the Main Zone and 88.3 million tonnes of proven and probable ore grading 0.48% Cu and 0.013% Mo in the East Zone.

The Endako porphyry molybdenum deposit, currently being mined by open-pit methods by Thompson Creek Mining Ltd. at a rate of 26,000 tonnes per day, is located 160 (air) kilometers east of the Lucky Ship Property. Between 1965 and 2002, Placer Development Ltd. and later Thompson Creek Mining Ltd. mined a total of 280.4 million tonnes from which 181.7 million kilograms molybdenum were recovered. Reserves/resources (not NI 43-101 compliant) are reported as 22.7 million tonnes of proven and probable ore grading 0.069% Mo in the Denak Zone and 38.2 million tonnes grading 0.075% Mo in the Endako Zone, as well a stockpile of 26.3 million tonnes grading 0.040% Mo.

The Davidson (formerly Yorke-Hardy or Glacier Gulch) porphyry molybdenum deposit, located under Hudson Bay Mountain 5 kilometres west of Smithers and 90 kilometres north of the Lucky Ship Property, has a resource (not NI 43-101 compliant) of 230 million tonnes at a grade of 0.114% Mo and 0.02% W. Blue Pearl Mining Ltd. is planning the feasibility of an underground mining operation.

MINERAL PROCESSING AND METALLURGICAL TESTING

In February 2006, Canadian Environmental & Metallurgical Inc. (CEMI) of Burnaby completed metallurgical floatation testing of three representative samples composited from 66 assay "reject" samples. The three samples were fresh unoxidized material rock from well below the surface.

A) South Zone high-grade sample from hole LS-05-36 – 220 to 270 metres
   - 0.132% Mo
   - quartz feldspar porphyry and lapilli tuff host rock
   - 0-2% pyrite, no chalcopyrite or scheelite
   - samples B615678, B615680-B615697, B615699-B615700, B616706-B616709.

B) North Zone low-grade sample from hole LS-05-48 – 52 to 102 metres
   - 0.027% Mo
   - quartz feldspar porphyry host rock
   - negligible pyrite, no chalcopyrite or scheelite
   - samples B615543-B615551, B615553-B615568.

C) North Zone ore-grade sample from hole LS-05-48 – 154 to 186 metres
   - 0.088% Mo
   - quartz feldspar porphyry host rock
   - negligible pyrite, no chalcopyrite or scheelite
   - samples B615596-B615597, B615599-B615612

The work involved testing composite samples at different grind sizes to determine the effect on molybdenum recovery and to understand floatation reagent requirements. The complete CEMI report is presented in Appendix (v).

The floatation tests results (extracted from the CEMI report) are summarized in table 8 below:

Table 8. Lucky Ship Project – Floatation Concentration Results (Canadian Environmental & Metallurgical Inc. (CEMI))

Composite	Test #	Grind Time (minutes)	Grind Size (% passing 200 mesh)	Assay Concentrate Mo (%)	Assay Tails Mo (%)	% Recovery
A	F1-A	15	64.8	5.39	0.008	94.2
A	F2-A	18	82.1	2.88	0.013	90.8
A	F3-A	15	73.0	4.88	0.010	92.1
B	F1-B	18	82.7	2.39	0.010	70.1
B	F2-B	15	69.8	1.06	0.003	89.7
C	F1-C	18	99.8	3.81	0.015	81.5
C	F2-C	15	88.2	3.22	0.010	87.9

The three composite samples were prepared from 1 kg. sample rejects, split into 2 kg. subsamples using a riffle splitter. Grinding was performed in a 20 cm. diameter laboratory rod mill. Floatation tests were carried out with a Denver D-12 laboratory floatation machine. Assaying of head samples was undertaken by Assayers Canada in Vancouver utilizing Atomic Absorption Spectroscopy (AAS) for Mo assays after samples were digested in strong mineral acids. Minor elements were determined by Inductively Coupled Plasma – Atomic Emission Spectroscopy (ICP-AES). Head assays are presented in Table 9 below:

Table 9. Lucky Ship Project Composite Head Assays (Canadian Environmental &Metallurgical Inc. (CEMI))

Composite	Hole ID	Assay Head Mo (%)	Calculated Head Mo (%)
A	LS-05-36 220 to 270 m	0.121	0.130
B	LS-05-48 52 to 102 m	0.028	0.031
C	LS-05-48 154 to 186 m	0.084	0.081

The CEMI report concluded that:

- Molybdenum recoveries of greater than 90% are possible.
- Recoveries are grind sensitive, better recoveries were achieved with coarser grinds in all three test samples.
- The tests were preliminary in nature and additional testing and tuning of reagents and grinding is required to optimize recoveries.

The author believes that the CEMI work was done in a competent and professional manner. The assay results obtained by CEMI and presented in Table 6 agree well with the averages calculated from the Acme Analytical Laboratory, thus adding an additional check and confidence in the assay results.

MINERAL RESOURCE ESTIMATES

Utilizing the results from the Acme Analytical Laboratories presented in Appendix (iii) the author has calculated two mineral resource estimates utilizing cutoff grades of 0.06% and 0.03% Mo. The calculations utilized the traditional "cross section" method, whereby polygonal blocks were drawn on cross sections based on the assay results of drill holes within the area of influence of each cross section. In this case, sections were projected for 25 metres in each horizontal direction and

halfway to the next drill hole. A specific gravity of 2.65 was assumed for the mineralized and waste rock. Two categories of "resource" were calculated consistent with the definitions under guidelines for Canadian Securities Administrators National Instrument 43-101:

> *"In this instrument, the terms "mineral resource", "inferred mineral resource", "indicated mineral resource" and "measured mineral resource" have the meanings ascribed to those terms by the Canadian Institute of mining, Metallurgy and Petroleum, as the CIM Standards on Mineral Resources and Reserves Definitions and Guidelines adopted by CIM Council on August 20, 2000, as those definitions may be amended from time to time by the Canadian Institute of Mining, Metallurgy, and Petroleum."*
>
> *"A* ***mineral resource*** *is a concentration or occurrence of natural, solid, inorganic or fossilized organic material in or on the Earth's crust in such form and quantity and of such a grade or quality that it has reasonable prospects for economic extraction. The location, quantity, grade, geological characteristics and continuity of a Mineral Resource are known, estimated or interpreted from specific geological evidence and knowledge."*
>
> The terms Measured, Indicated and Inferred are defined in NI 43-101 as follows:
>
> *"A* ***'measured mineral resource'*** *is that part of a Mineral Resource for which quantity, grade or quality, densities, shape, physical characteristics are so well established that they can be estimated with confidence to allow the appropriate application of technical and economic parameters, to support production planning and evaluation of the economic viability of the deposit. The estimate is based on detailed and reliable exploration, sampling and testing information gathered through appropriate techniques from locations such as outcrops, trenches, pits, workings and drill holes that are spaced closely enough to confirm both geological and grade continuity."*
>
> *"An* ***'indicated mineral resource'*** *is that part of a Mineral Resource for which quantity, grade or quality, densities, shape, physical characteristics, can be estimated with a level of confidence sufficient to allow the appropriate application of technical and economic parameters, to support mine planning and evaluation of the economic viability of the deposit. The estimate is based on detailed and reliable exploration, sampling and testing information gathered through appropriate techniques from locations such as outcrops, trenches, pits, workings and drill holes that are spaced closely enough for geological and grade continuity to be reasonably assumed."*
>
> *"An* ***'inferred mineral resource'*** *is that part of a Mineral Resource for which quantity and grade or quality can be estimated on the basis of geological evidence and limited sampling and reasonably assumed, but not verified, geological and grade continuity. The estimate is based on limited information and sampling gathered through appropriate techniques from locations such as outcrops, trenches, pits, workings and drill holes."*

The author considers two categories of "resource" are justified by the New Cantech and the previous Amax work. The New Cantech drilling data more than justifies calculation of an *"indicated mineral resource"*. The Lucky Ship deposit below the New Cantech drill holes was tested by several Amax drill holes and returned similar results to the New Cantech drill and indicated that the deposit extends at least 200 metres below the depth of the New Cantech drill holes with similar grades of Mo mineralization and consequently justify calculation of an *"inferred mineral resource"*.

As stated above, the author believes that the New Cantech drill holes and assay results are of sufficient density and quality to more than justify calculation of an *"inferred mineral resource"*. At present however the data however are not considered of sufficient quality to justify categorizing the resource as *"measured"* for the following reasons:

- density measurements have not been undertaken on the drill core samples – it is however probable that the hostrocks have a density close to 2.65, given that they are composed of fresh quartz and feldspar and contain less than 1% sulphide minerals.
- additional surveying of the drill hole collars needs to be undertaken to obtain accuracy of better than 1 metre – the current accuracy is considered to be in the range of plus or minus 3 metres.

- accurate overburden thicknesses need to be measured as part of the surveying program - although overburden is negligible because most of the deposit outcrops, locally there is up to 3 metres of overburden.

Resource Calculation at a cutoff grade of 0.06% Mo

A plan showing the New Cantech drill holes was presented in Figure 9. The drill hole assay intersections used to determine the molybdenum grades utilized for each block of *"indicated mineral resource"* are presented below in Table 10. The molybdenum grades for *"inferred mineral resource"* were obtained by projecting the relevant grades for the *"indicated mineral resource"* to the 800 metre elevation. The author considers this justified because the Amax drill holes indicate that molybdenum mineralization at comparable grades to the New Cantech drill holes extends well below 800 metres elevation. However the Amax drill holes are too few in number to be utilized to calculate an *"indicated mineral resource"*. Further, since they were not drilled on section lines only portions of the holes intersect the drill sections utilized in the calculation.

Table 10. Drill hole intersections used for calculations for each block (0.06% Mo cutoff)

Block	Hole	From	To	Length	Grade %Mo
1550A	LS05-29	116.0	176.0	60.0	0.069
1550B	LS06-51	19.0	199.0	180.0	0.071
1550B	LS05-28	9.1	178.9	169.8	0.085
1550C	LS06-51	199.0	263.0	64.0	0.050
1550C	LS05-30	285.0	323.0	38.0	0.067
1600A	LS06-50	78.0	285.6	207.6	0.082
1600B	LS05-30	33.0	285.0	252.0	0.092
1600C	LS05-26	17.0	35.0	18.0	0.073
1650A	LS05-31	8.0	72.0	64.0	0.146
1650B	LS05-46	128.0	194.0	66.0	0.111
1650C	LS05-33	24.0	110.0	86.0	0.086
1700A	LS05-32	9.4	43.0	33.6	0.112
1700B	LS05-44	148.0	184.0	36.0	0.083
1700C	LS05-24	13.4	82.0	68.6	0.082
1750A	LS05-42	9.0	79.0	70.0	0.119
1750B	LS05-48	154.0	216.0	62.0	0.097
1750C	LS05-39	30.0	98.0	68.0	0.098
1800A	LS05-38	5.0	51.0	46.0	0.085
1800B	LS05-47	102.0	153.0	51.0	0.092
1800C	LS05-40	14.0	34.0	20.0	0.089
1800D	LS05-45	271.0	379.0	108.0	0.089
1850A	LS05-36	3	270	267.0	0.092
1850B	LS05-45	125.0	271.0	146.0	0.065
1850C	LS05-41	25.0	51.0	26.0	0.103

The cross sections showing the polygons utilized to calculate the mineralized blocks are presented in Figures 22 through 28. The indicated and inferred mineral resource calculated from these data are presented below in Table 11:

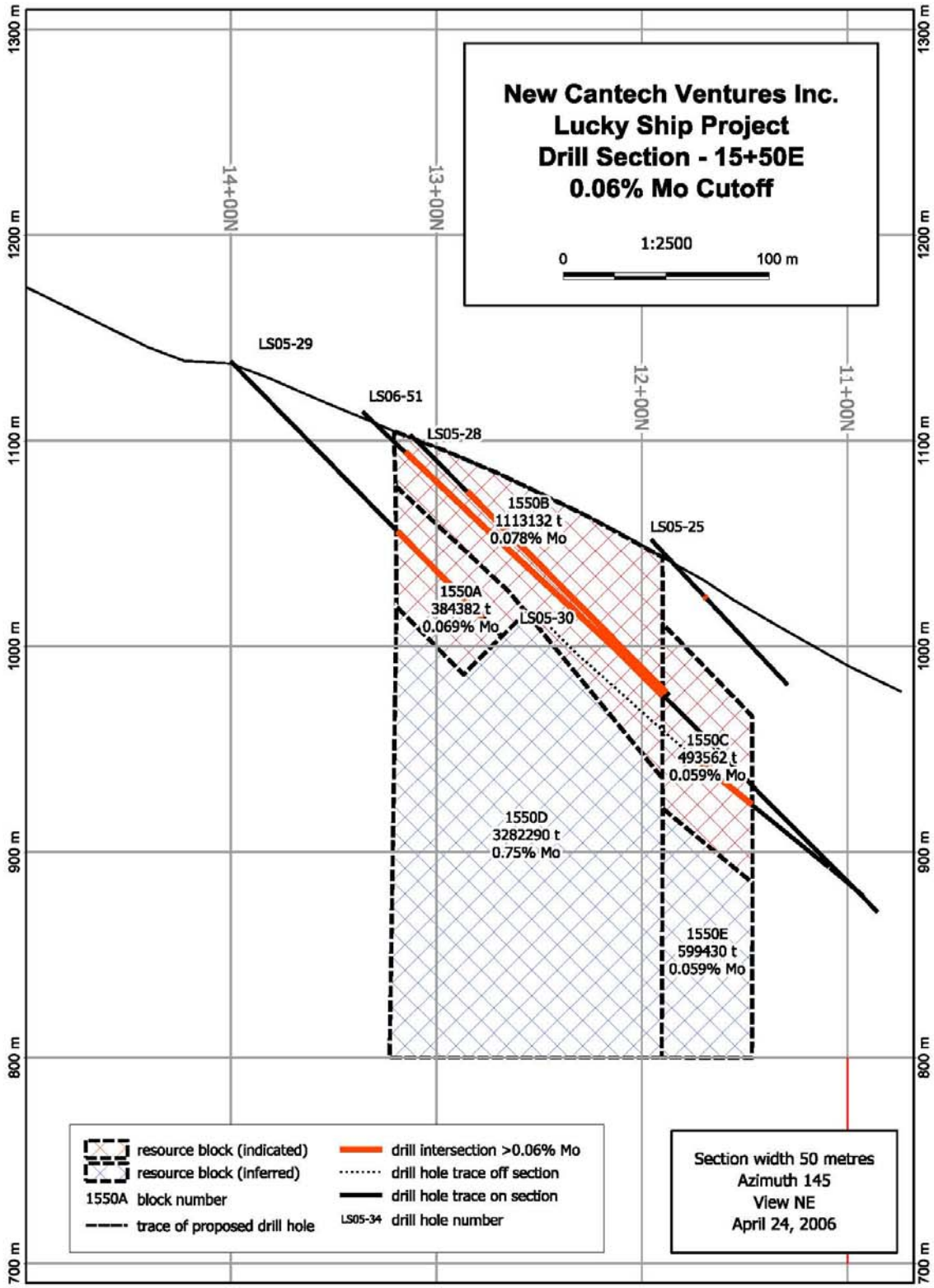

Figure 22. Lucky Ship Project Cross Section 15+50E Showing Blocks @ 0.06% Mo cutoff

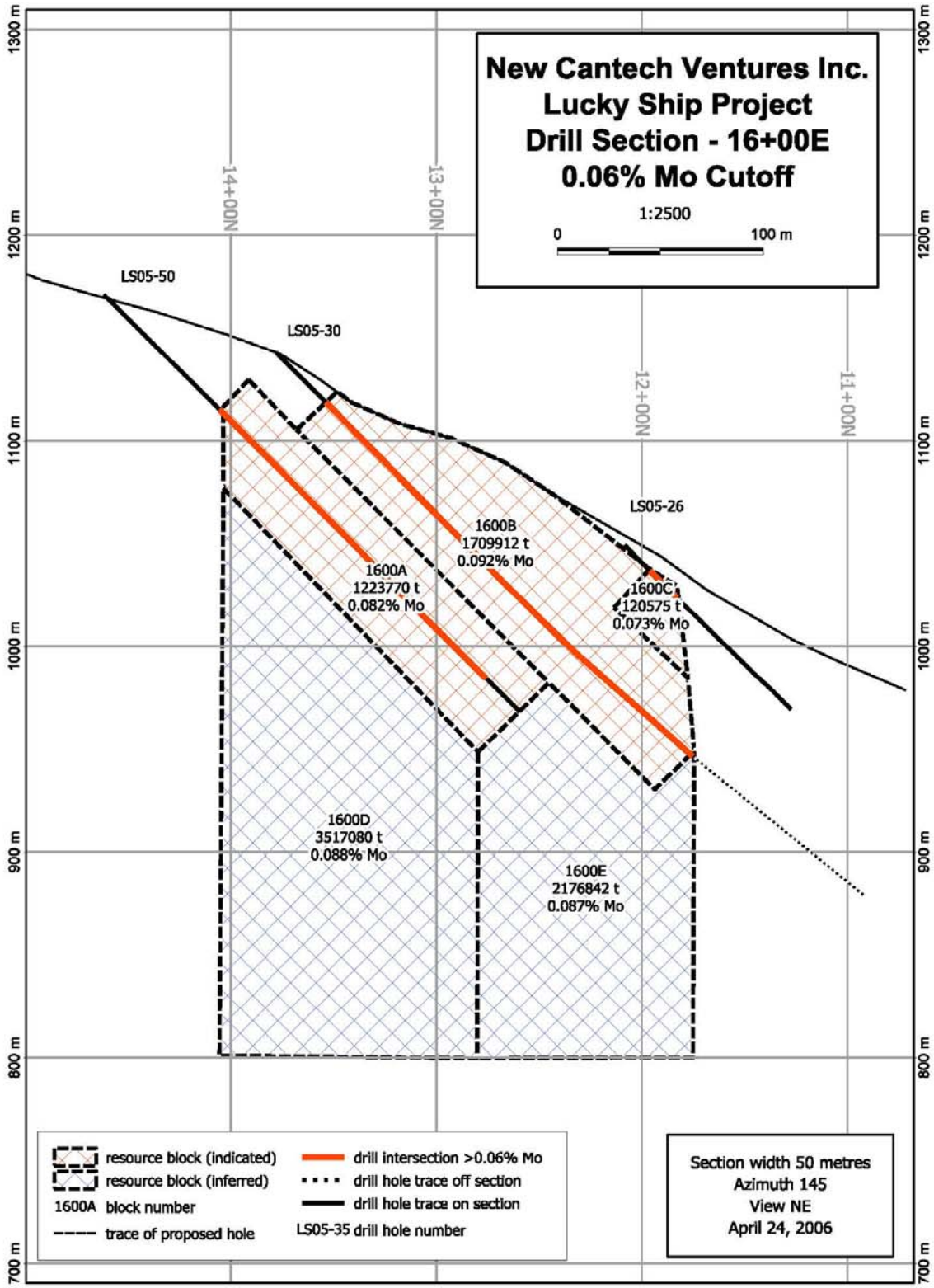

Figure 23. Lucky Ship Project Cross Section 16+00E Showing Blocks @ 0.06% Mo cutoff

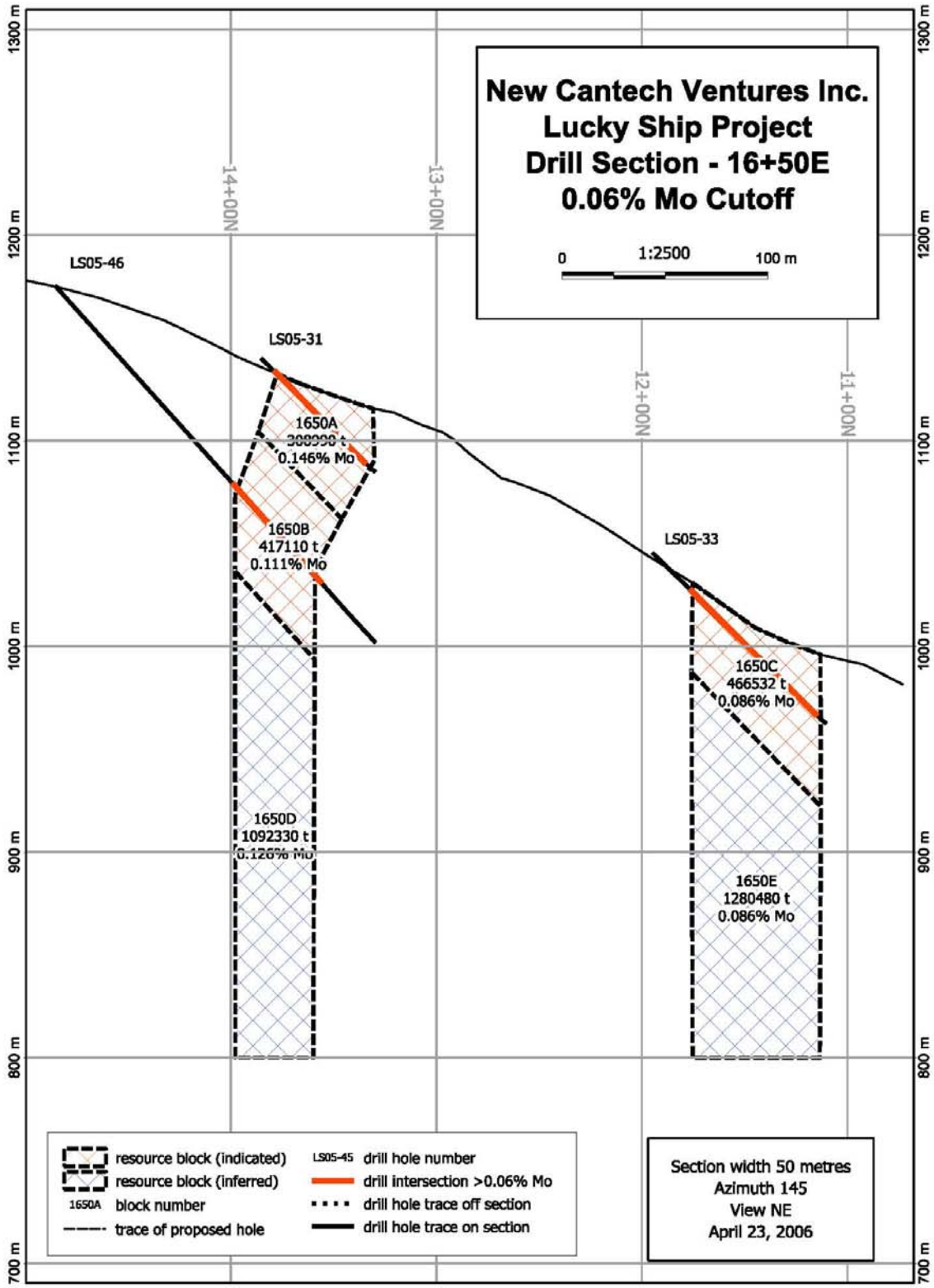

Figure 24. Lucky Ship Project Cross Section 16+50E Showing Blocks @ 0.06% Mo cutoff

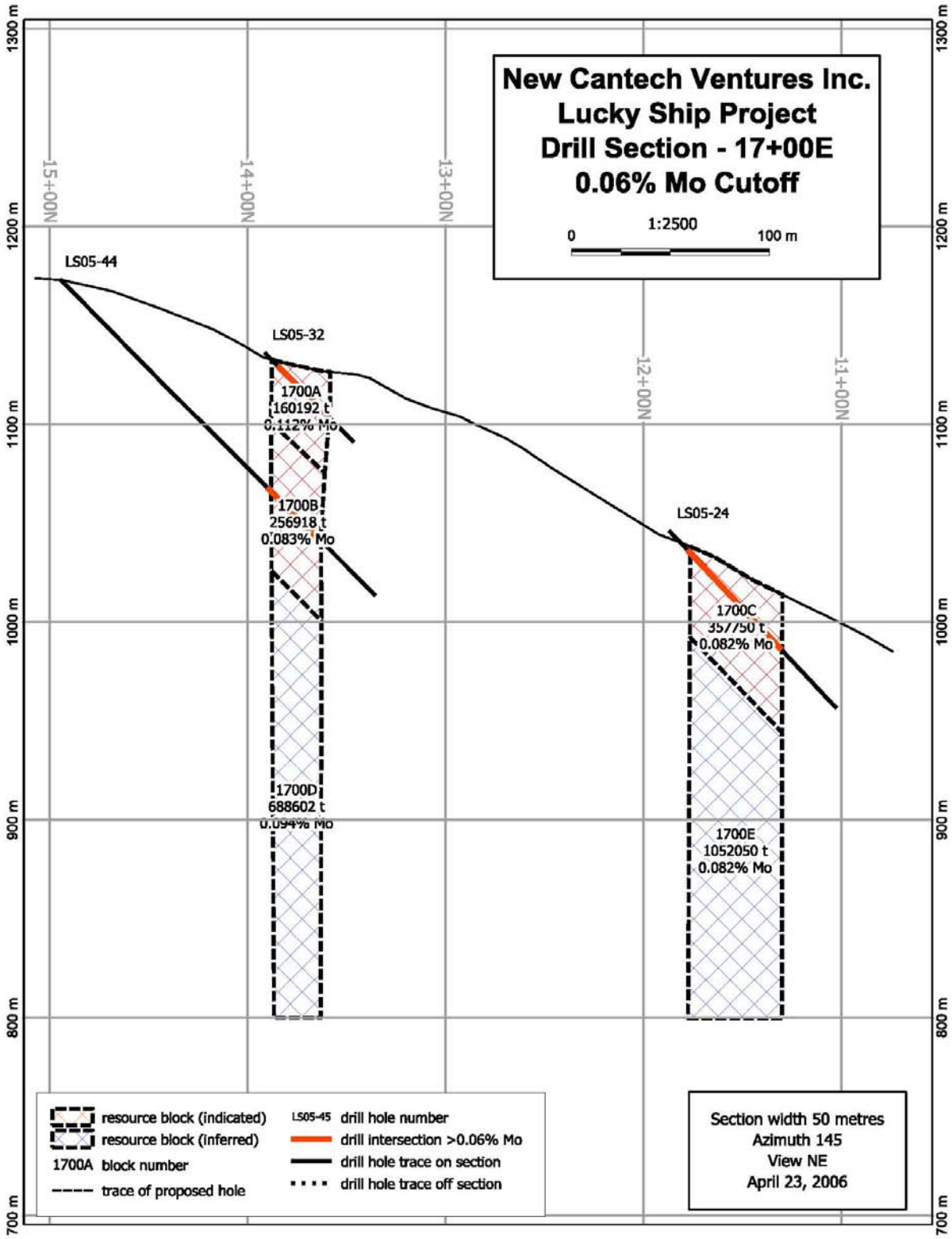

Figure 25. Lucky Ship Project Cross Section 17+00E Showing Blocks @ 0.06% Mo cutoff

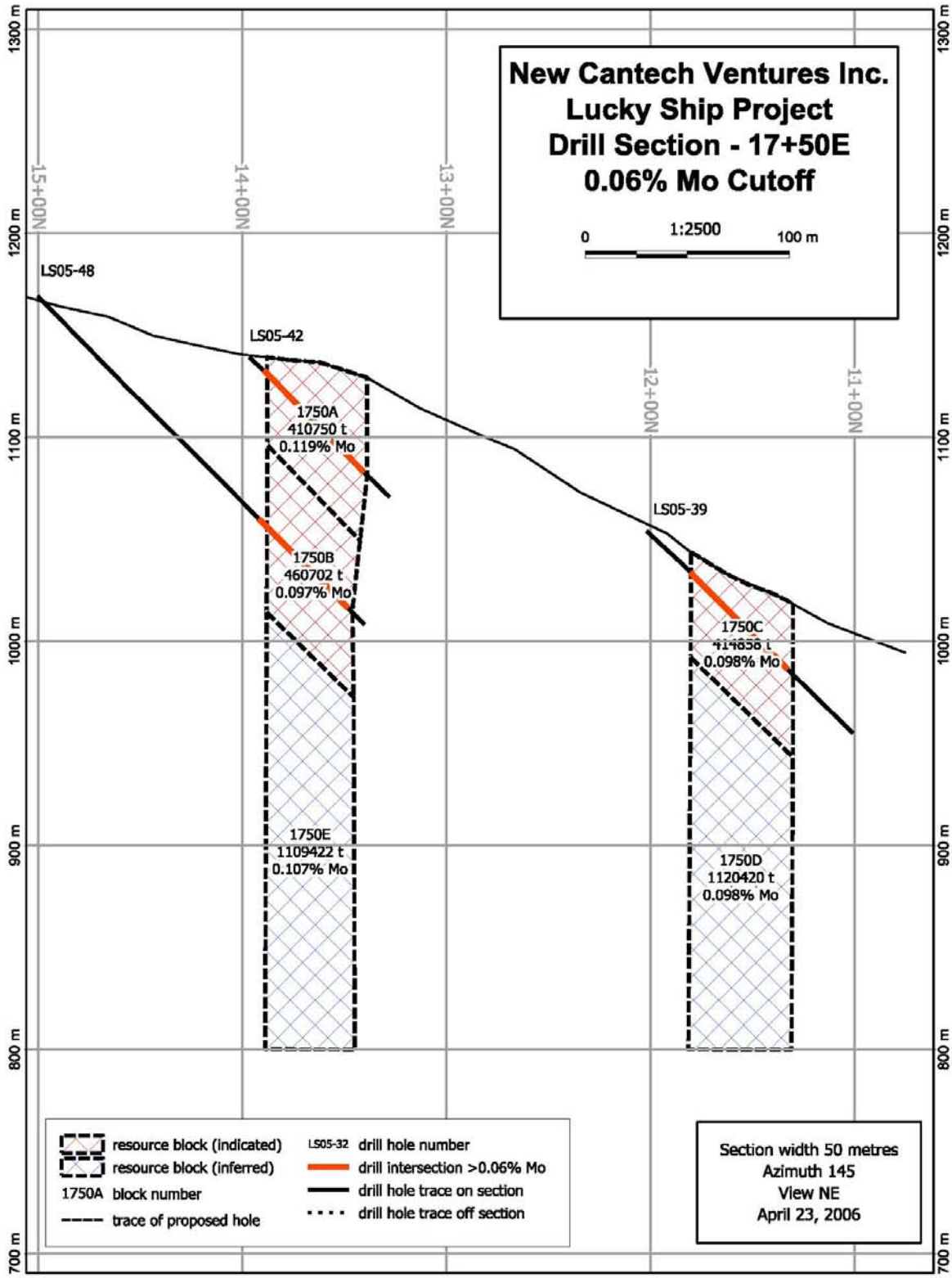

Figure 26. Lucky Ship Project Cross Section 17+50E Showing Blocks @ 0.06% Mo cutoff

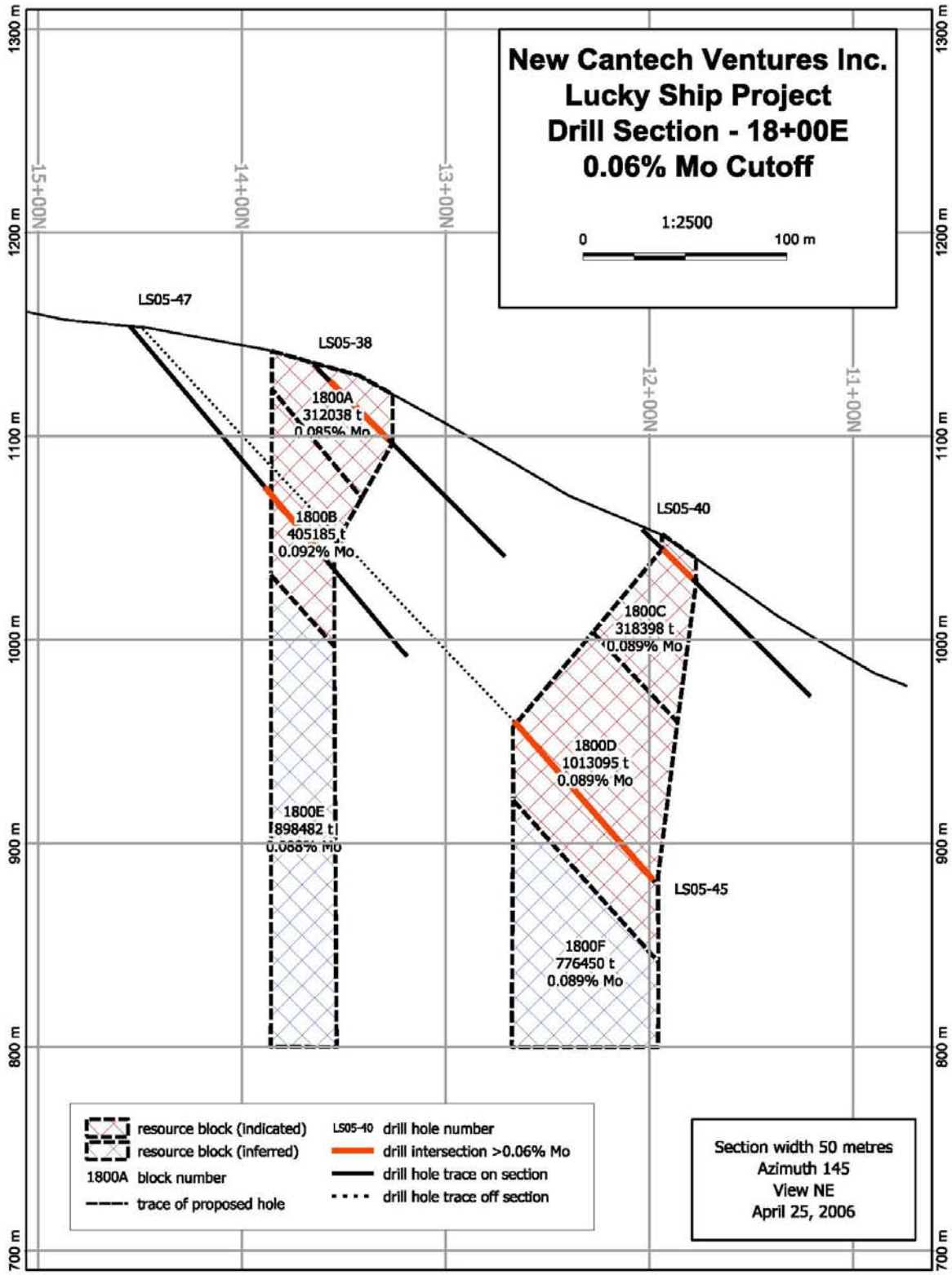

Figure 27. Lucky Ship Project Cross Section 18+00E Showing Blocks @ 0.06% Mo cutoff

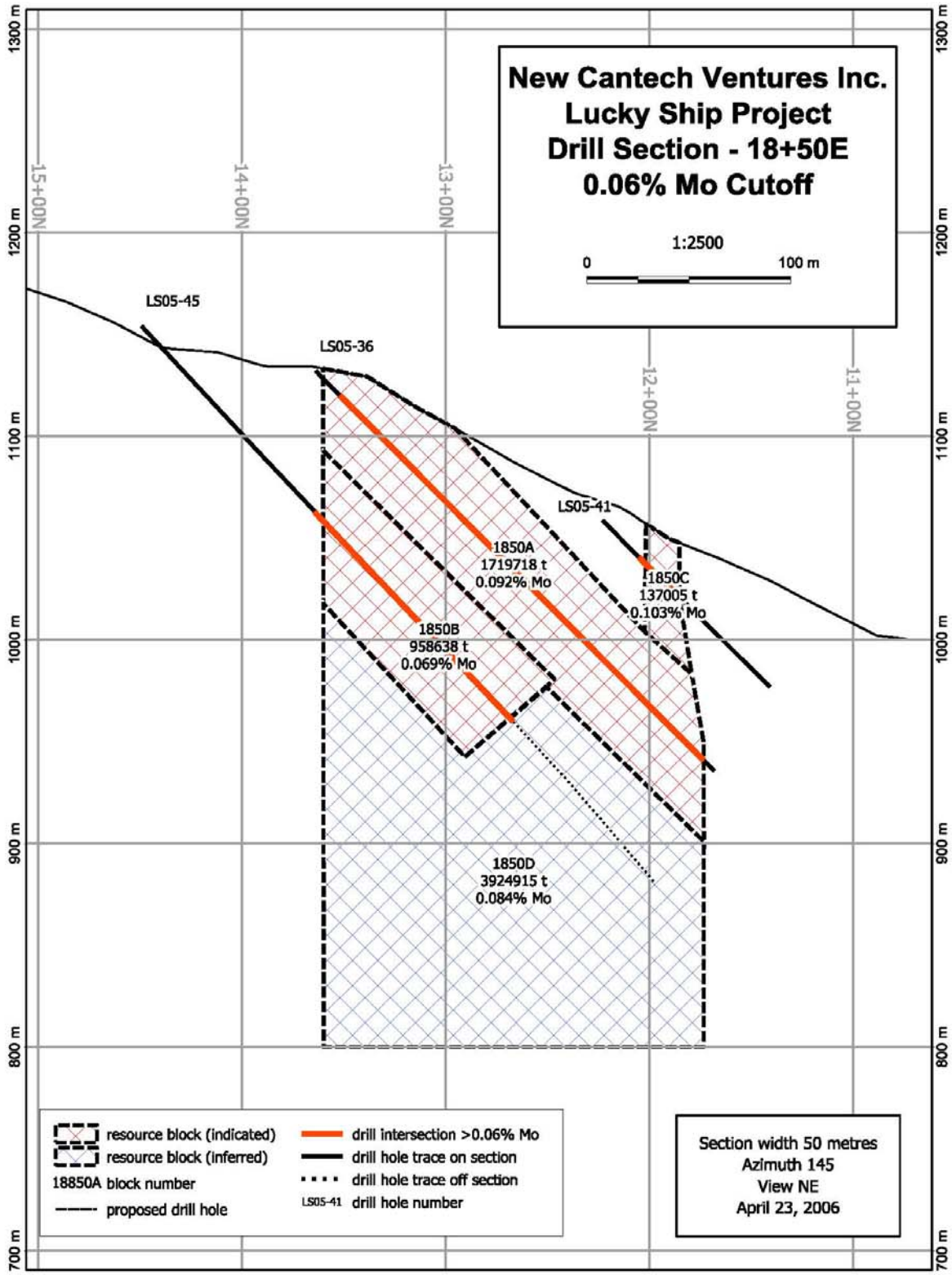

Figure 28. Lucky Ship Project Cross Section 18+50E Showing Blocks @ 0.06% Mo cutoff

Table 11. Grade and Tonnage Calculations using a 0.06% Mo cutoff

Block No.	Category	Grade %Mo	Tonnes	Mo Kg	Mo lbs
1550A	Indicated	0.069	384,383	265,224	
1550B	Indicated	0.078	1,113,133	868,243	
1550C	Indicated	0.059	493,563	288,734	
1600A	Indicated	0.082	1,223,770	1,003,491	
1600B	Indicated	0.092	1,709,913	1,573,120	
1600C	Indicated	0.073	120,575	88,020	
1650A	Indicated	0.146	308,990	451,125	
1650B	Indicated	0.111	417,110	462,992	
1650C	Indicated	0.086	466,533	401,218	
1700A	Indicated	0.112	160,193	179,416	
1700B	Indicated	0.083	256,918	213,242	
1700C	Indicated	0.082	357,750	293,355	
1750A	Indicated	0.119	410,750	488,793	
1750B	Indicated	0.097	460,703	446,881	
1750C	Indicated	0.098	414,858	406,560	
1800A	Indicated	0.085	312,038	265,232	
1800B	Indicated	0.092	405,185	372,770	
1800C	Indicated	0.089	318,398	283,374	
1800D	Indicated	0.089	1,013,095	901,655	
1850A	Indicated	0.092	1,719,718	1,582,140	
1850B	Indicated	0.065	958,638	623,114	
1850C	Indicated	0.103	137,005	141,115	
Total	Indicated	0.088	13,163,213	11,599,814	25,565,990
1550D	Inferred	0.076	3,282,290	2,484,361	
1550E	Inferred	0.059	599,430	350,667	
1600D	Inferred	0.088	3,517,080	3,089,000	
1600E	Inferred	0.087	2,176,843	1,899,146	
1650D	Inferred	0.086	1,092,330	939,404	
1650E	Inferred	0.098	1,280,480	1,252,321	
1700D	Inferred	0.094	688,603	648,234	
1700E	Inferred	0.082	1,052,050	862,681	
1750D	Inferred	0.107	1,120,420	1,202,989	
1750E	Inferred	0.098	1,109,423	1,087,234	
1800E	Inferred	0.089	898,483	799,241	
1800F	Inferred	0.089	776,450	691,041	
1850D	Inferred	0.082	3,924,915	3,231,624	
Total	Inferred	0.086	21,518,795	18,537,942	40,857,624

Resource Calculation at a cutoff grade of 0.03% Mo

Methodology identical to that used to calculate the resource calculation at the 0.06% cutoff was utilized to calculate the resource estimate at a cutoff grade of 0.03% Mo. Table 12 lists the drill hole assay intersections used to determine the molybdenum grades utilized for the "*indicated mineral resource*" calculation.

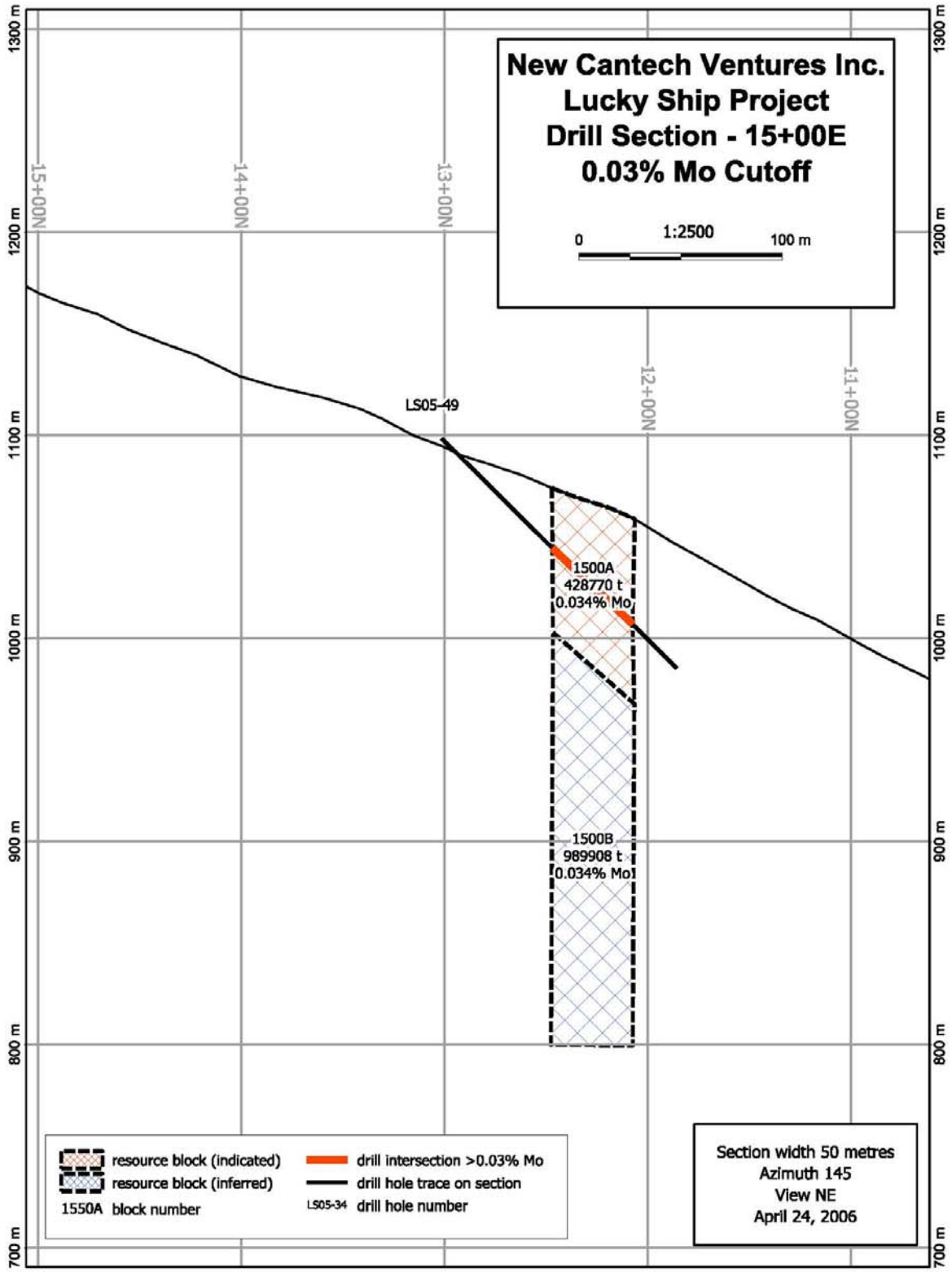

Figure 29. Lucky Ship Project Cross Section 15+00E Showing Blocks @ 0.03% Mo cutoff

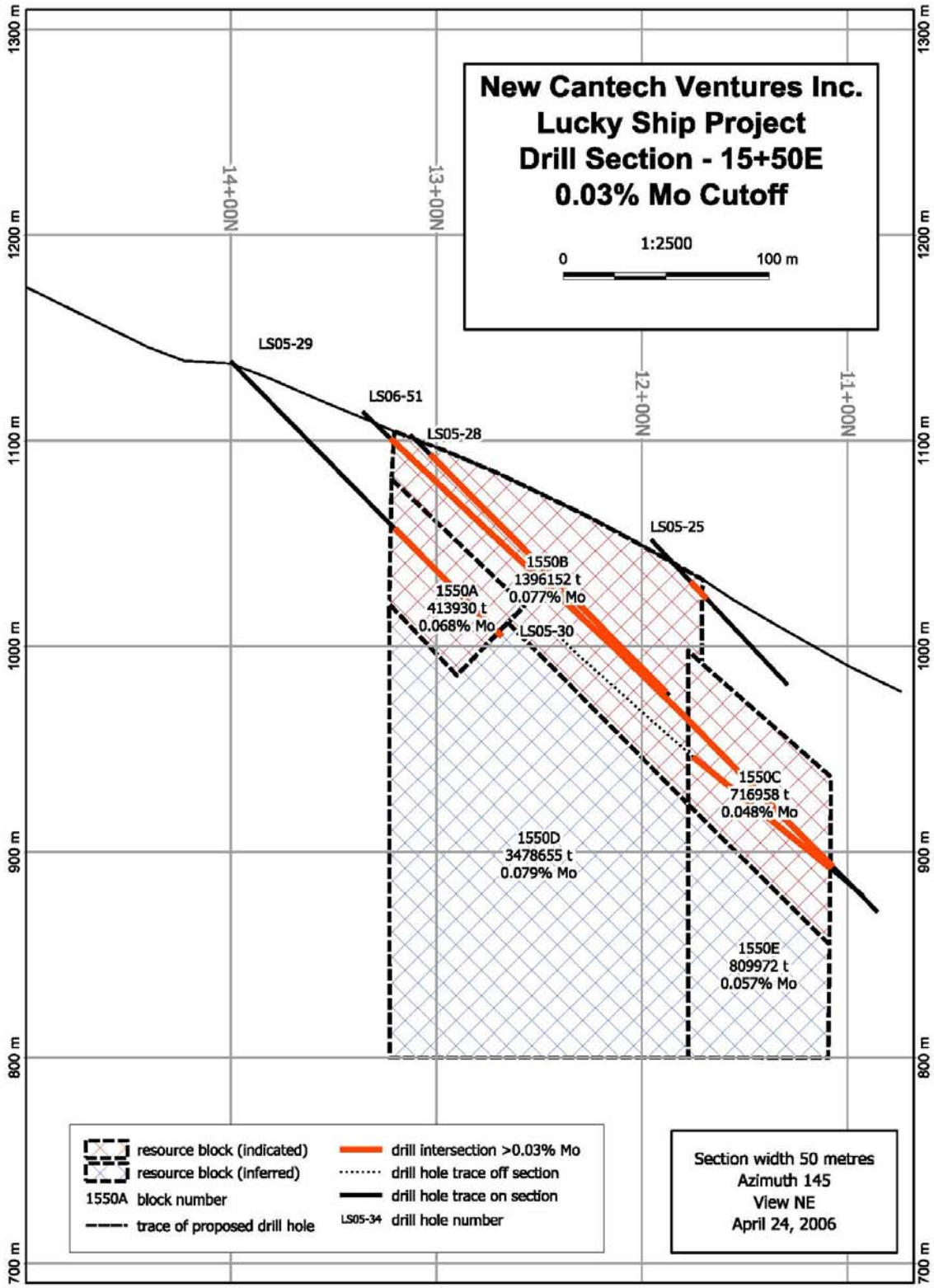

Figure 30. Lucky Ship Project Cross Section 15+500E Showing Blocks @ 0.03% Mo cutoff

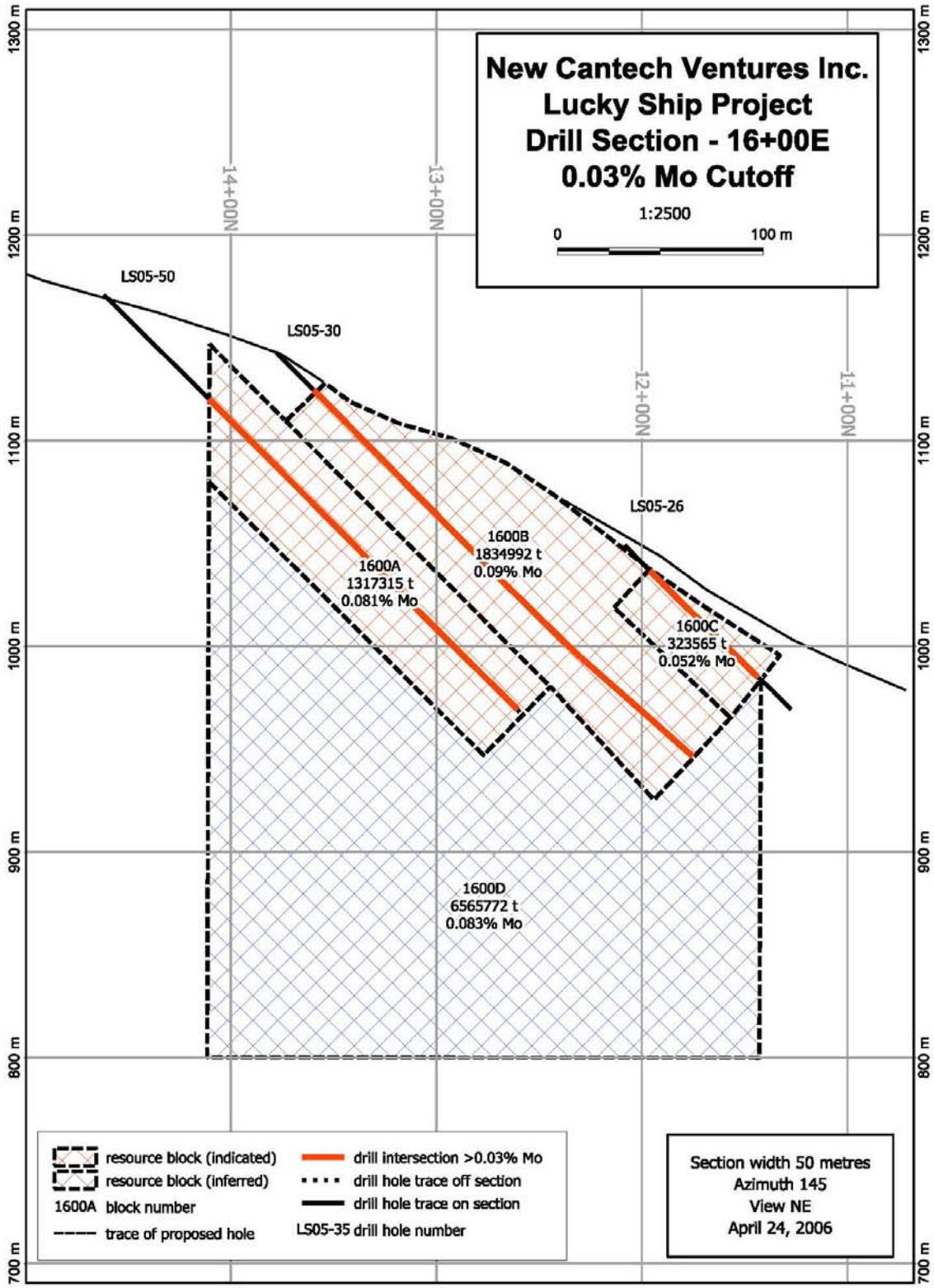

Figure 31. Lucky Ship Project Cross Section 16+00E Showing Blocks @ 0.03% Mo cutoff

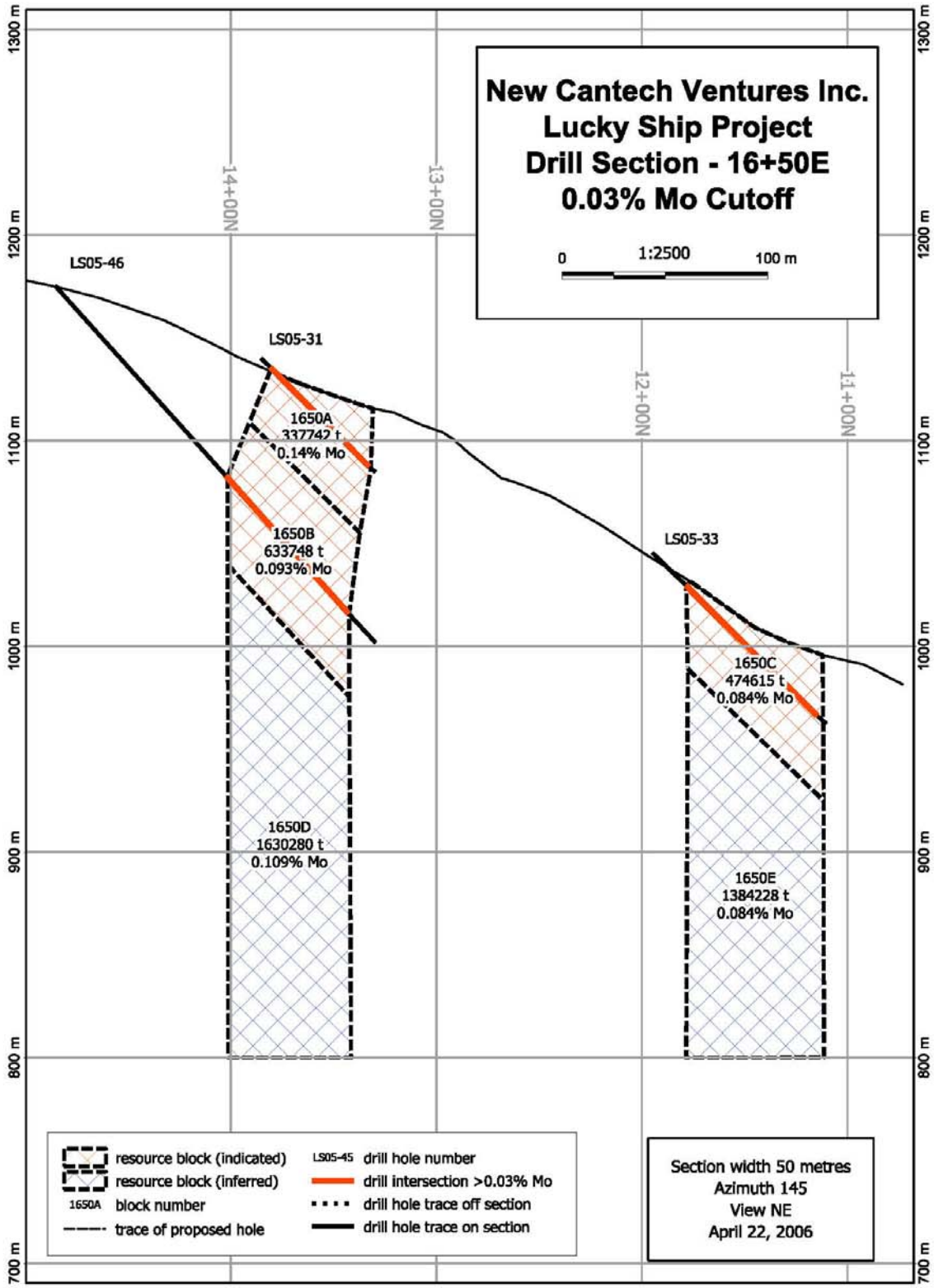

Figure 32. Lucky Ship Project Cross Section 16+500E Showing Blocks @ 0.03% Mo cutoff

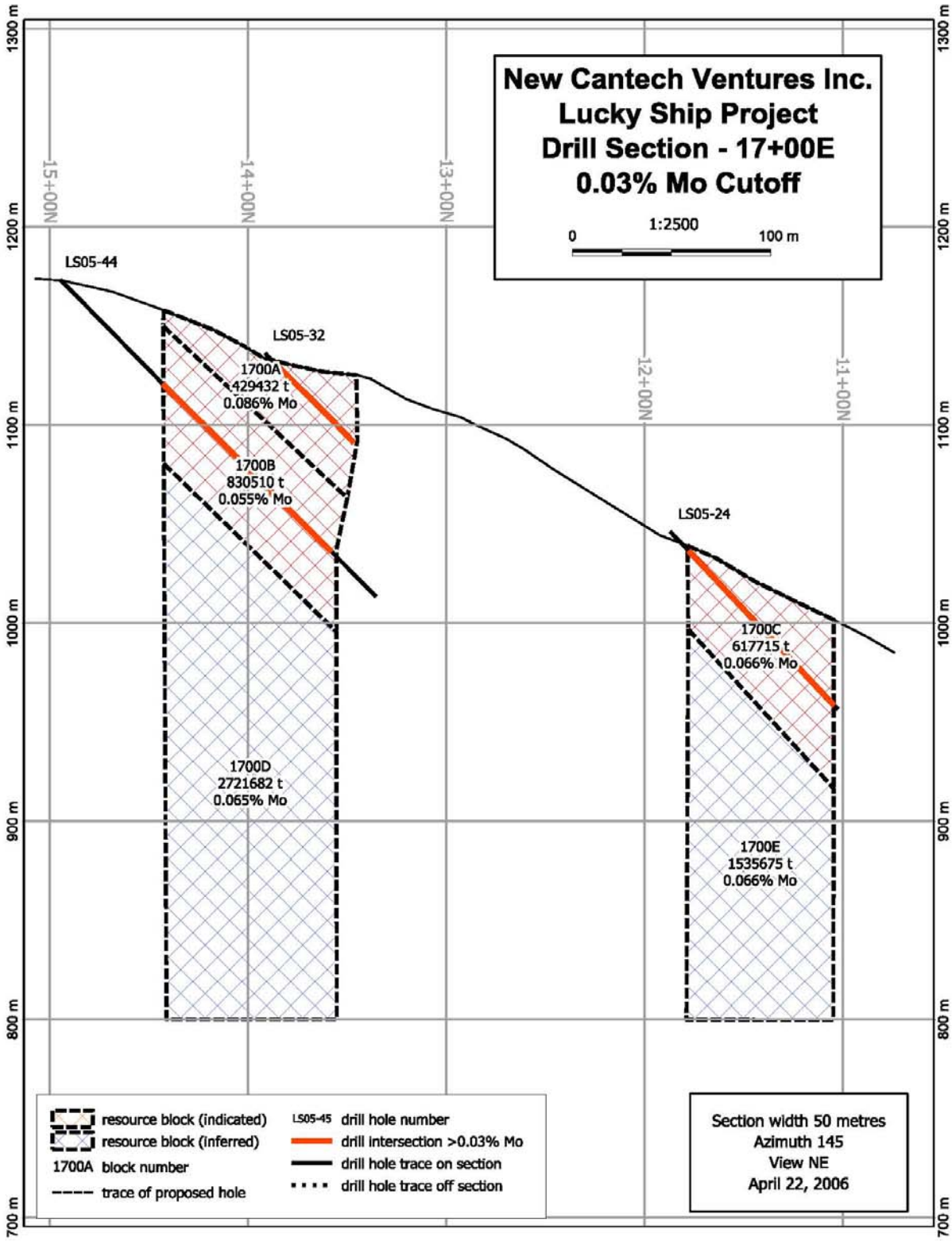

Figure 33. Lucky Ship Project Cross Section 17+00E Showing Blocks @ 0.03% Mo cutoff

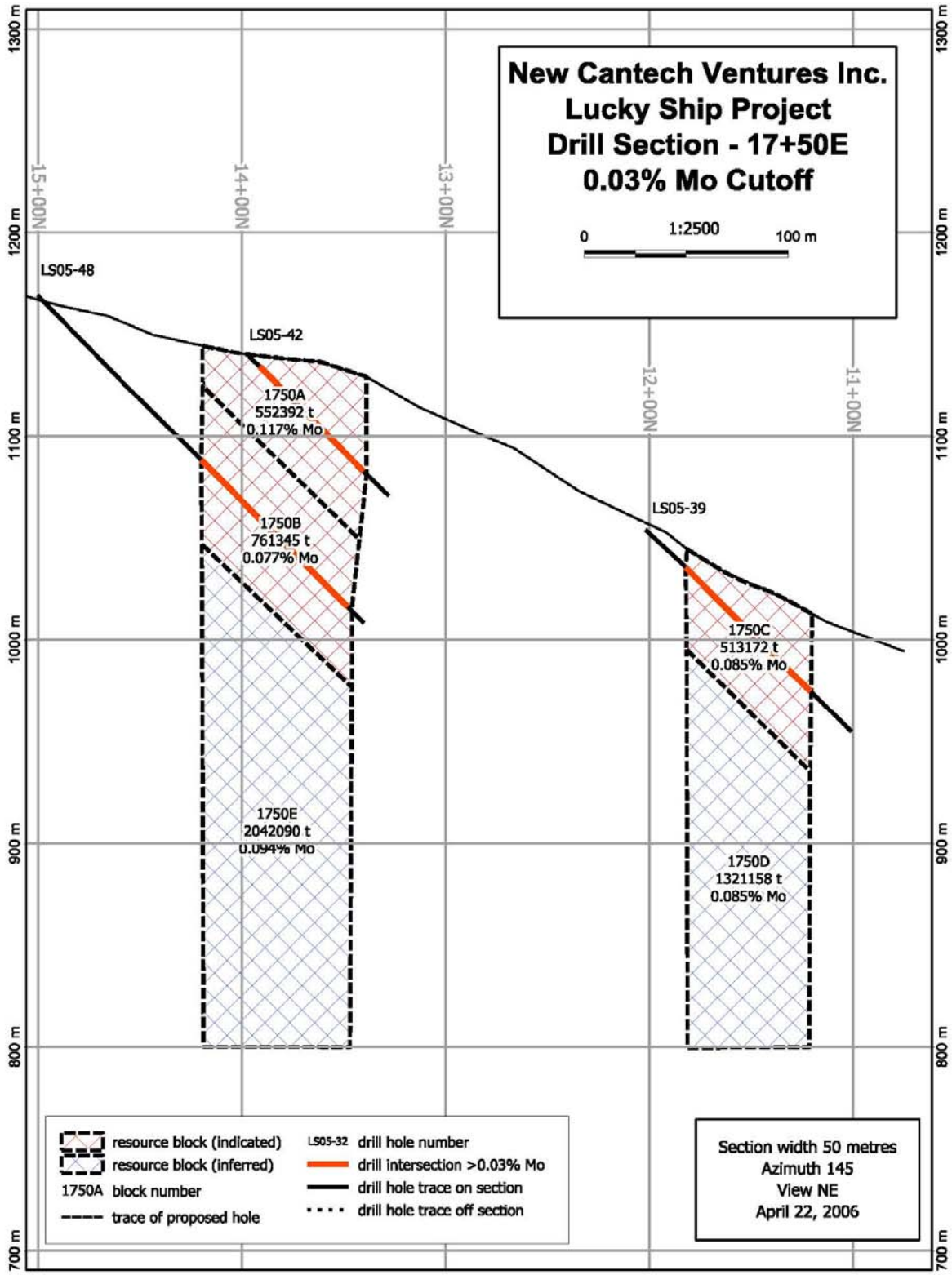

Figure 34. Lucky Ship Project Cross Section 17+50E Showing Blocks @ 0.03% Mo cutoff

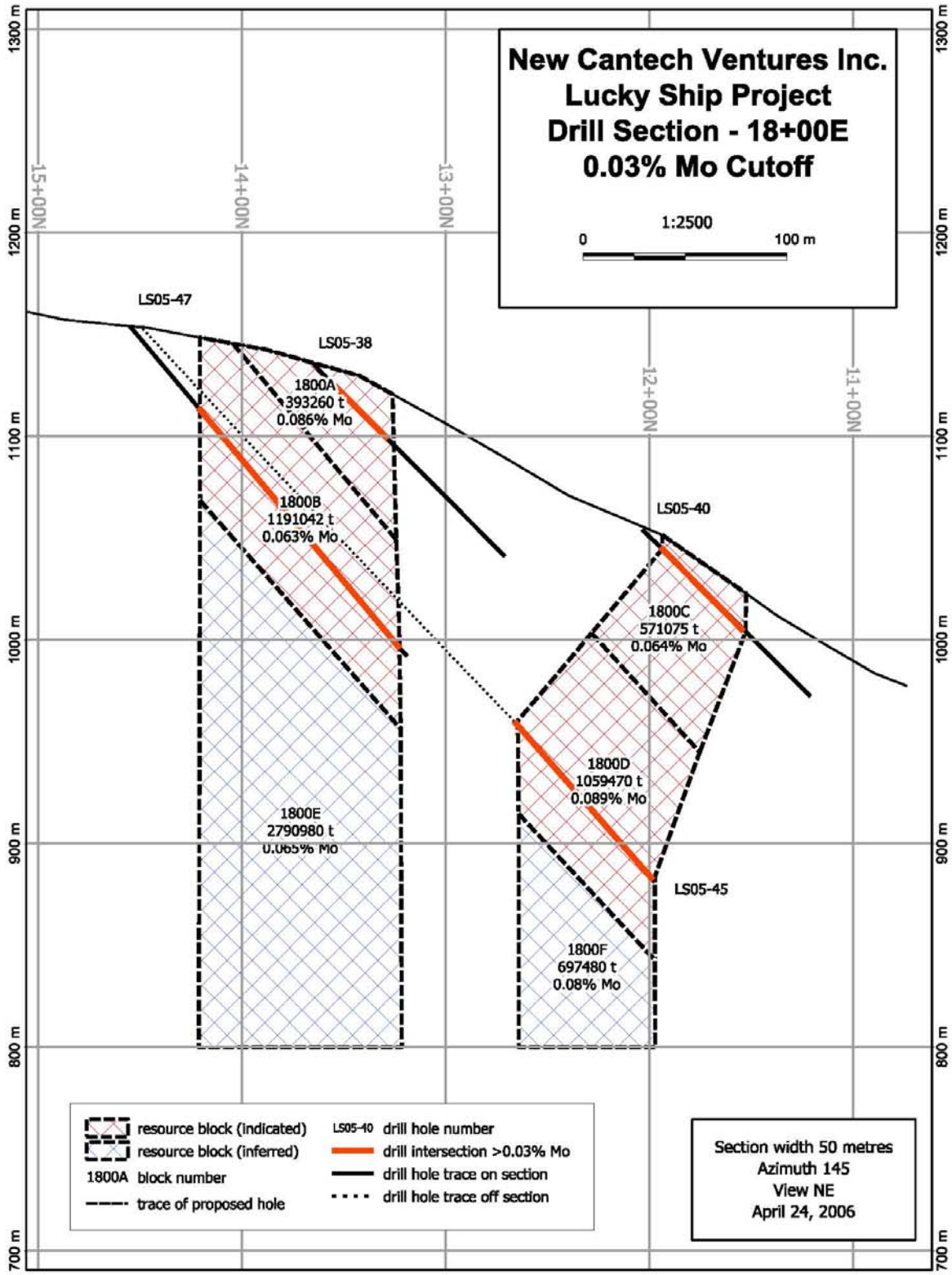

Figure 35. Lucky Ship Project Cross Section 18+00E Showing Blocks @ 0.03% Mo cutoff

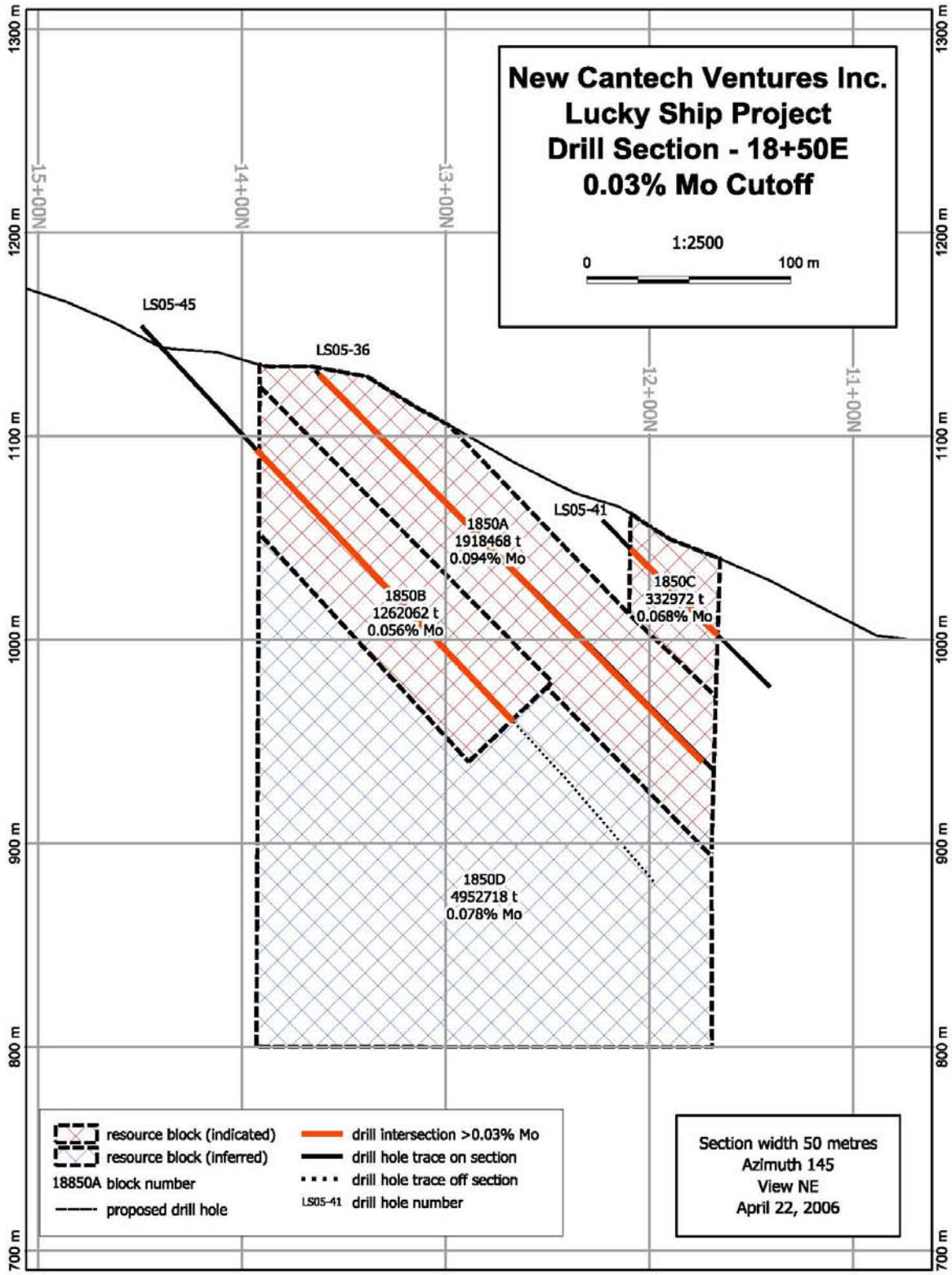

Figure 36. Lucky Ship Project Cross Section 18+50E Showing Blocks @ 0.03% Mo cutoff

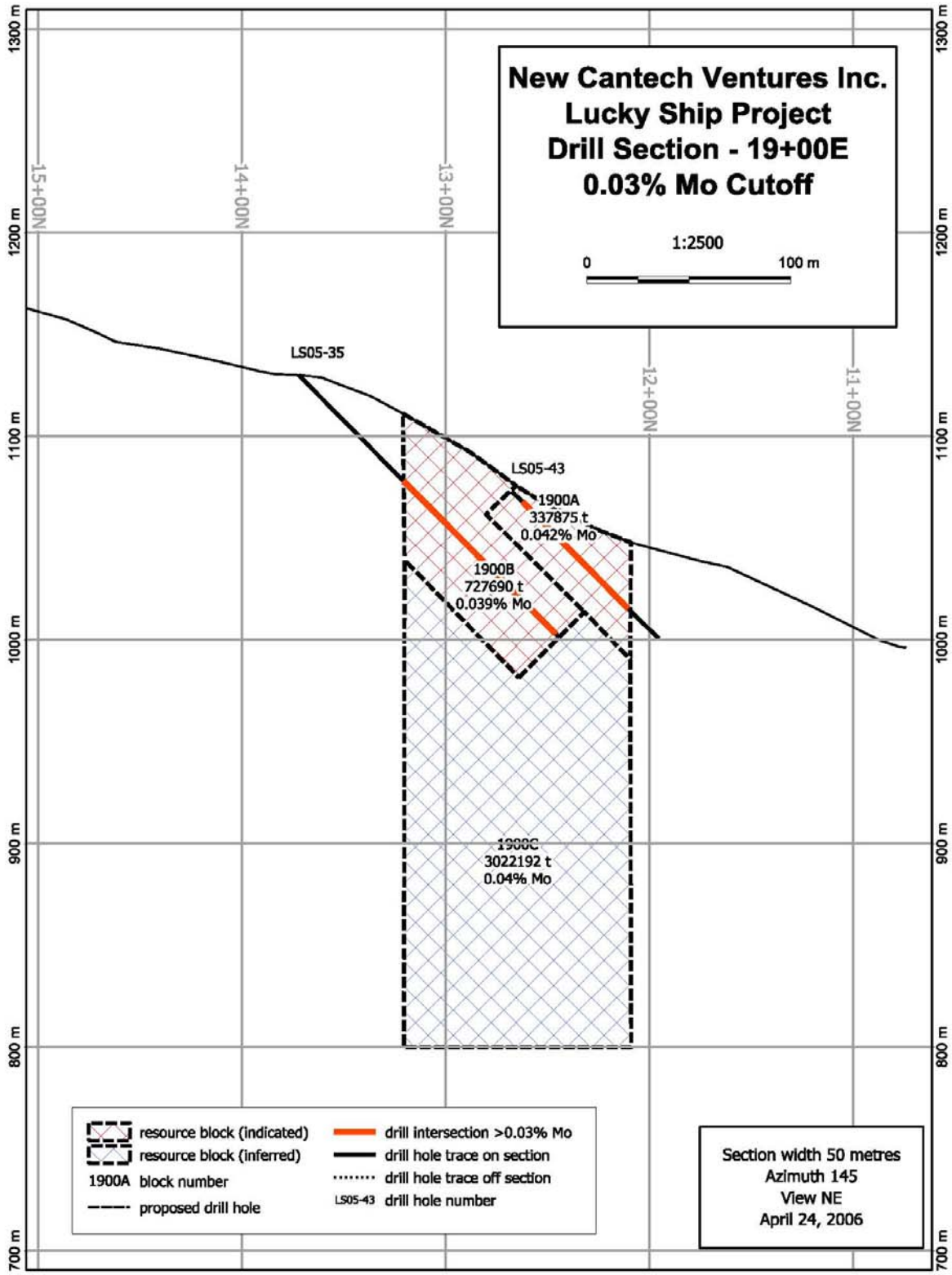

Figure 37. Lucky Ship Project Cross Section 19+00E Showing Blocks @ 0.03% Mo cutoff

Table 12. Drill hole intersections used for calculations for each block (0.03% cutoff)

Block	Hole	From	To	Length	Grade %Mo
1500A	LS05-49	79.0	131.0	52.0	0.034
1550A	LS05-29	114.0	188.0	74.0	0.068
1550B	LS06-51	19.0	221.0	202.0	0.069
1550B	LS05-28	9.1	178.5	169.4	0.085
1550C	LS05-51	221.0	319.0	98.0	0.046
1550C	LS06-30	285.0	373.0	88.0	0.050
1600A	LS06-50	70.0	285.6	215.6	0.081
1600B	LS05-30	27.0	285.0	258.0	0.090
1600C	LS05-26	17.0	91.0	74.0	0.052
1650A	LS05-31	6.0	74.0	68.0	0.140
1650B	LS05-46	124.0	214.0	90.0	0.093
1650C	LS05-33	22.0	112.0	90.0	0.084
1700A	LS05-32	9.4	63.0	53.6	0.086
1700B	LS05-44	74.0	194.0	120.0	0.055
1700C	LS05-24	13.4	120.0	106.6	0.066
1750A	LS05-42	7.0	79.0	72.0	0.117
1750B	LS05-48	114.0	216.0	102.0	0.077
1750C	LS05-39	28.0	114.0	86.0	0.085
1800A	LS05-38	5.2	51.0	45.8	0.086
1800B	LS05-47	52.0	206.0	154.0	0.063
1800C	LS05-40	12.0	70.0	58.0	0.064
1800D	LS05-45	271.0	379.0	108.0	0.089
1850A	LS05-36	3.0	277.7	274.7	0.094
1850B	LS05-45	83.0	271.0	188.0	0.056
1850C	LS05-41	19.0	79.0	60.0	0.068
1900A	LS05-43	7.0	81.0	74.0	0.042
1900B	LS05-35	73.0	182.0	109.0	0.039

The cross sections showing the polygons utilized to calculate the mineralized blocks are presented in Figures 29 through 37. The "*indicated and inferred mineral resources*" calculated from these data are presented below in Table 13:

Table 13. Grade and Tonnage Calculations - 0.03% Mo cutoff

Block No.	Category	Grade %Mo	Tonnes	Mo Kg	Mo lbs
1500A	Indicated	0.034	428,770	143,638	
1550A	Indicated	0.068	413,930	281,472	
1550B	Indicated	0.077	1,396,153	1,075,037	
1550C	Indicated	0.048	716,958	344,140	
1600A	Indicated	0.081	1,317,315	1,069,238	
1600B	Indicated	0.090	1,834,993	1,651,493	
1600C	Indicated	0.052	323,565	168,254	
1650A	Indicated	0.140	337,743	471,826	
1650B	Indicated	0.093	633,748	589,639	
1650C	Indicated	0.084	474,615	400,575	
1700A	Indicated	0.086	429,433	368,024	

1700B	Indicated	0.055	830,510	452,628	
1700C	Indicated	0.066	617,715	404,603	
1750A	Indicated	0.117	552,393	646,299	
1750B	Indicated	0.077	761,345	586,236	
1750C	Indicated	0.085	513,173	434,144	
1800A	Indicated	0.086	393,260	338,204	
1800B	Indicated	0.063	1,191,043	748,654	
1800C	Indicated	0.064	571,075	366,630	
1800D	Indicated	0.089	1,059,470	942,928	
1850A	Indicated	0.094	1,918,468	1,812,702	
1850B	Indicated	0.056	1,262,063	706,755	
1850C	Indicated	0.068	332,973	225,313	
1900A	Indicated	0.042	337,875	141,543	
1900B	Indicated	0.039	727,690	283,799	
Total	Indicated	0.076	19,376,270	14,653,774	32,296,917
1500B	Inferred	0.034	989,908	331,619	
1550D	Inferred	0.075	3,478,655	2,606,969	
1550E	Inferred	0.048	809,973	388,787	
1600D	Inferred	0.083	6,565,773	5,457,168	
1650D	Inferred	0.109	1,630,280	1,781,269	
1650E	Inferred	0.084	1,384,228	1,168,288	
1700D	Inferred	0.065	2,721,683	1,772,742	
1700E	Inferred	0.066	1,535,675	1,005,867	
1750D	Inferred	0.085	1,321,158	1,117,699	
1750E	Inferred	0.094	2,042,090	1,915,868	
1800E	Inferred	0.069	2,790,980	1,914,658	
1800F	Inferred	0.080	697,480	560,175	
1850D	Inferred	0.078	4,952,718	3,869,094	
1900C	Inferred	0.040	3,022,193	1,206,369	
Total	Inferred	0.074	33,942,790	25,096,571	55,312,844

OTHER RELEVANT DATA AND INFORMATION

The writer has reviewed the sources of information cited under References including property maps at various scales produced by Amax Exploration Inc. on the Lucky Ship Property. Most of the information is derived from the report by Godfrey (1967) that is not available in the public domain. Some of the reports reviewed are publicly available as assessment reports through the B.C. Ministry of Energy and Mines, others are government reports done by geologists employed by the provincial and federal government. The writer is not aware of, or was not presented with, any additional sources of information that might significantly change the conclusions presented in this technical report.

STATEMENT OF EXPENDITURES

The work described in this summary report was completed between June 2005 and February 2006. The total cost of this work was $1,468,048.44 as summarized in Table 14.

Table 14. Statement of Expenditures

Analytical Costs	$94,231.31
Accommodations	$165,841.26
Consulting	$191,256.43
Drilling	$567,074.87
Equipment rental & supplies	$77,270.75
Geophysical Surveys	$61,879.15
Labour/Wages	$94,097.22
Road Construction	$107,109.32
Linecutting	$35,437.97
Miscellaneous/Administration	$6,643.11
Transportation	$34,703.80
Travel	$32,503.25
	$1,468,048.44

INTERPRETATION AND CONCLUSIONS

- The Lucky Ship Mineral Claims cover a large felsic subvolcanic intrusive magmatic body with attendant large-scale breccia development. The intrusive-breccia system outcrops over an extensive area and is related to the action of magmatic and hydrothermal fluids – all part of the porphyry molybdenum system associated with the Eocene Nanika Intrusion hostrock. The resulting hydrothermal alteration and sulphide mineralization has generated one porphyry molybdenum deposit with partially defined size and grade. Surface exposures and historical drill testing indicate the presence of significant and potentially economic grades and widths of molybdenum mineralization. Other exploration targets are present within the intrusive-breccia system.
- The recent New Cantech drill program has outlined a significant and potentially economic resource of molybdenum mineralization on the Lucky Ship property. The recent New Cantech drill program has tested the program to a depth of 125 metres below the present surface, however drilling by the previous operator, Amax Exploration Inc., indicates that the mineralized zone extends to a depth of 300 to 350 metres depth. The data generated by New Cantech justify calculation of an *"indicated mineral resource"* to a depth of 125 metres below the surface.
- The Amax Exploration Inc. drill holes were drilled to a depth of up to 350 metres and, while not of sufficient density to justify calculation of an "*indicated mineral resource"*, demonstrate

that the mineralization extends to depth with similar grades and widths. On this basis, an *"inferred mineral resource"* has been calculated to extend to a depth of between 300 and 325 metres to the 800 metre elevation.

- In addition to the resource outlined in the Main Mineralized Zone discussed above, there is also potential for other molybdenum deposits within the Lucky Ship Pluton. Amax's target and model was the Urad-Henderson and Climax mines (Wallace et al, 1978). Urad-Henderson is located 75 kilometres west of Denver, Colorado and 50 kilometres northeast of the Climax mine. Both Climax and Urad-Henderson are part of the Colorado Mineral Belt – they are also the world's two largest molybdenum mines in production and reserves. The Urad deposit, now mined out, produced about 12.5 million tonnes of ore at an average grade of 0.348% MoS_2, the reserve prior to the start of production for the Henderson deposit was 275 million tonnes grading 0.49% MoS_2 utilizing a cutoff grade of 0.2% MoS_2. The Climax mine is very similar geologically to the Urad-Henderson (Wallace et al, 1978). Climax however hosts three separate inverted cup orebodies, all vertically stacked one over the other, similar to the situation at Urad-Henderson. Like Lucky Ship, the Urad-Henderson and Climax deposits are associated with highly-evolved felsic subvolcanic intrusive bodies of Tertiary age. The Urad deposit is described (Wallace et al, 1978) as a cylindrical deposit and the Henderson deposit an inverted cup-shaped body approximately 1000 metres below the Urad deposit. Lucky Ship and the Urad-Henderson both have associated intrusive breccia bodies – in both cases with some of the breccia clasts hosting molybdenite mineralization. The presence of these mineralized clasts within the Intrusive Breccia Complex north of the Main Molybdenite Zone led Amax to drill two deep holes (hole LS65-5 to 831.4 metres and LS67-22 to 1001 metres).

RECOMMENDATIONS

As outlined above, there are two target areas which are recommended for drilling during the next phase of work on the property:

- 1) Continue drilling to increase the confidence in the *"mineral resource"* the Main Molybdenite Zone – specifically to continue development drilling down to the 800 metre elevation to upgrade the *"inferred mineral resource"* to an "*indicated mineral resource"*. To accomplish this end, 4000 metres of drilling in 15 NQ drill holes is recommended. All holes will be drilled at -45^0 on an azimuth of 325^0. Most can be drilled from existing drill "trails", however approximately 200 metres of an old Amax drill "trail" will have to be re-habilitated and 100 metres of new "trail" constructed.
- 2) A deep exploration vertical drill hole to test for Henderson-type mineralization at depth in the Intrusive breccia Complex. The hole should extend to a depth of 1000 to 1300 metres and be NQ size.

As part of the recommended program, accurate surveying of the existing and new drill holes should be completed. Part of the survey work should entail accurate measurement of overburden thickness in the mineral resource area. Density calculations should be undertaken for representative specimens of drill core.

REFERENCES

Anonymous (1968): Lucky Ship, Sam. *In:* Annual Report of the B.C. Minister of Mines and Petroleum Resources, 1968, pp. 139-140.

Bapty H. (1963): Lucky Ship, Sam. *In:* Annual Report of the B.C. Minister of Mines and Petroleum Resources, 1963, p. 28.

Bapty H. (1964): Lucky Ship, Sam, Ram, Road. *In:* Annual Report of the B.C. Minister of Mines and Petroleum Resources, 1964, p. 53.

Carpenter, Thomas H. and Harrington, Ed (1991): Geochemical Report on the Eles 1-4 Claims. B.C. Ministry of Energy, Mines and Petroleum Resources Assessment Report #23577.

Carter, N.C. (1981): Porphyry Copper and Molybdenum Deposits West-Central British Columbia. B.C. Ministry of Energy, Mines and Petroleum Resources Bulletin 64, p.126.

Clarke, W.G. (1966): Lucky Ship, Sam. *In:* Annual Report of the B.C. Minister of Mines and Petroleum Resources, 1966, pp. 104-105.

Clarke, W.G. and Sutherland Brown A. (1967): Lucky Ship, Sam. *In:* Annual Report of the B.C. Minister of Mines and Petroleum Resources, 1967, pp. 109-110.

Desjardins P.J., Arksey, R.L. and MacIntyre, D.G. (1991): Geology of the Lamprey Creek Map Sheet (93L/3). B.C. Ministry of Energy, Mines and Petroleum Resources, Geological Survey Branch - Geological Fieldwork 1990, Paper 1991-1.

Duffell S. (1957): Whitesail Lake Map-Area, British Columbia. Geological Survey of Canada Memoir 299.

Godfrey, T.J.R. (1967): Lucky Ship MoS_2 Project 1966. Private Report Amax Exploration Inc.

Godfrey, T.J.R. (2005): Personal Communication.

Holland, Stuart S. (1976): Landforms of British Columbia. B.C. Ministry of Mines and Petroleum Resources Bulletin 48.

Hornbrook, E.H.W. (1968): Biogeochemical Prospecting for Molybdenum in West-Central British Columbia. Geological Survey of Canada Paper 68-56.

Massey, N.W.D., MacIntyre, D.G., Desjardins, P.J. and Cooney, R.T., (2005): Digital Map of British Columbia: Tile NM9 Mid Coast, B.C. Ministry of Energy and Mines, Geofile 2005-2.

McMillan, R.H. (2005): Geological Report on the Lucky Ship Molybdenum Property. Private report for New Cantech Ventures Inc., 36 pages.

MINFILE (2005): B.C. Ministry of Energy, Mines and Petroleum Resources Mineral Occurrence Database.

Seedorff, E. and Einaudi, M. (2004): Henderson Porphyry Molybdenum System, Colorado: I. Sequence and Abundance of Hydrothermal Mineral Assemblages, Flow Paths of Evolving Fluids. Econ. Geol. vol. 99, pp. 3-37.

Seedorff, E. and Einaudi, M. (2004): Henderson Porphyry Molybdenum System, Colorado: II. Decoupling of Introduction and Deposition of Metals during Geochemical Evolution of Hydrothermal Fluids. Econ. Geol. vol. 99, pp. 39-72.

Shaede, Eric A. (1987): Geochemical and Prospecting Work on Star Ship Claims. B.C. Ministry of Energy, Mines and Petroleum Resources Assessment Report #16308.

Shaede, Eric A. (1991): Geochemical Report on Lucky Ship #1-4 Claims. B.C. Ministry of Energy, Mines and Petroleum Resources Assessment Report #21645.

Sinclair, W. David: (1995a): Porphyry Mo (Low-F-Type) L05. *In:* Selected British Columbia Mineral Deposit Profiles (David V. Lefebure and Gerald E. Ray editors). B.C. Ministry of Energy, Mines and Petroleum Resources, Geological Survey Branch Paper 1995-20 pp.93-95.

Sinclair, W. David: (1995b): Porphyry Mo (Climax-type) L08. *In:* Selected British Columbia Mineral Deposit Profiles (David V. Lefebure and Gerald E. Ray editors). B.C. Ministry of Energy, Mines and Petroleum Resources, Geological Survey Branch Paper 1995-20, pp. 105-108.

Smith D. (1957): Lucky Ship, Sam. *In:* Annual Report of the B.C. Minister of Mines and Petroleum Resources, 1957, p. 12.

Soregaroli, A.E. and Southerland Brown, A. (1976): Characteristics of Canadian Cordilleran Molybdenum Deposits. *In:* Porphyry Deposits of the Canadian Cordillera. CIMM Special Volume 15, pp. 417-431.

Sutherland Brown, A. (1965): Lucky Ship. *In:* Annual Report of the B.C. Minister of Mines and Petroleum Resources, 1965, pp. 84-87.

Wallace Stewart R., Muncaster Neil K., Jonson David C., MacKenzie W. Bruce, Bookstrom Arthur A. and Surface Vaughn E. (1968): Multiple Intrusion and Mineralization at Climax, Colorado. *In:* Ore Deposits in the United States 1933/1967, the Graton-Sales Volume, John D. Ridge Editor, Volume 1, American Institute of Mining, Metallurgical and Petroleum Engineers Inc., New York, pp. 605-640.

Wallace Stewart R., MacKenzie W. Bruce, Blair Robert G. and Muncaster Neil K. (1978): Geology of the Urad and Henderson Molybdenite Deposits, Clear Creek County, Colorado, with a section on a Comparison of These Deposits with Those at Climax, Colorado. Econ. Geol., vol. 73, no. 3, pp. 325-368.

CERTIFICATE OF AUTHOR

I, Ronald Hugh McMillan, Ph.D., P.Geo., do hereby certify that:

1. I am a Consulting Geologist, with residence and business address at 6606 Mark Lane, Victoria, British Columbia, V9E 2A1, Canada.
2. I graduated with a B.Sc. degree (Honours) in Geology from the University of British Columbia in 1962. In addition, I obtained M.Sc. and Ph.D. degrees specializing in Economic Geology from the University of Western Ontario in 1969 and 1973 respectively.
3. I have been registered with the Association of Professional Engineers and Geoscientists of British Columbia since 1992 (registration # 19475). I am also registered with the Association of Professional Engineers of Ontario, and have been since 1981 (registration # 30949879). I am a Fellow of the Society of Economic Geologists, a Fellow of the Geological Association of Canada and a member of the British Columbia and Yukon Chamber of Mines.
4. I have practiced my profession continuously as a geologist, for over 40 years throughout Canada, North America and on several other continents. Work has included both detailed and regional property evaluations and estimation of mineral resources. I have directly supervised and conducted programs of geological mapping, geochemical and geophysical surveys and diamond drilling.
5. I have read the definition of "qualified person" set out in National Instrument 43-101 ("NI 43-101") and certify that by reason of my education, affiliation with a professional association (as defined in NI 43-101) and past relevant work experience, I fulfill the requirement to be a "qualified person" for the purposes of NI 43-101.
6. I am responsible for the preparation of the technical report titled Summary Report on the Diamond drilling, Geophysical Surveying and Metallurgical Testing at the Lucky Ship Molybdenum Property, Houston Area, West-Central British Columbia, dated June 19, 2006.
7. I am not aware of any material fact or material change with respect to the subject matter of the Technical Report the omission of which would make the Technical Report misleading.
8. I currently hold 257,167 common shares and 62,55 warrants of New Cantech ventures Inc.
9. I have read National Instrument 43-101 and Form 43-101F1, and the Technical Report has been prepared in compliance with that instrument and form.
10. I consent to the filing of the Technical Report with any stock exchange and other regulatory authority and any publication by them, including electronic publication in the public company files on their websites accessible by the public, of the Technical Report.

Dated this 14th of May, 2006.

Signed "R.H. McMillan"

R.H. McMillan, Ph.D. P.Geo.

APPENDIX I – GEOPHYSICAL REPORTS

A REPORT

ON

MAGNETIC & INDUCED POLARIZATION SURVEYING

Lucky Ship Property
Houston Area, British Columbia
54° 01'N, 127° 29'W
NTS 93L/3W

FOR

NEW CANTECH VENTURES INC.
White Rock, British Columbia

BY

PETER E. WALCOTT & ASSOCIATES LIMITED
Vancouver, British Columbia

March 2006

TABLE OF CONTENTS

	Page No.
INTRODUCTION	4
PROPERTY LOCATION & ACCESS	5
PREVIOUS WORK	6
GEOLOGY	7
PURPOSE	8
SURVEY SPECIFICATIONS	9
DISCUSSION OF RESULTS	13
SUMMARY, CONCLUSIONS & RECOMMENDATIONS	16

Appendix

Cost of Survey
Personnel Employed on Survey
Certification

Appendix II

Property Location Map	Fig. 1
Claim Location Map	Fig. 2
Geology	Fig. 3
Modeled Chargeability, Resistivity & Mo Shells	Fig. 10
Modeled Chargeability and Drill Holes	Fig. 11

TABLE OF CONTENTS cont'd

Accompanying Maps			**Map Pocket**
I.P. Pseudo Sections	Lines	1100, 1200, 1300, 1400, 1450, 1500, 1550, 1600 1650, 1700, 1750, 1800, 1850, 1900, 1950, 2000 2050, 2100, 2150, 2200E a = 25 ms	
I.P. Pseudo Sections	Lines	1000, 1400, 1800, 2200E a = 150 ms	
2D Inverted Sections	Lines	1000, 1400, 1800, 2200E a = 150ms	
Contours of Total Field Intensity – Detail grid 1:5000			Fig. 4
Contours of Total Field Intensity – Full grid			Fig. 5
Contours of Apparent Chargeability a = 25 n = 4			Fig. 6
Contours of Apparent Resistivity a = 25 n = 4			Fig. 7
Modeled chargeability slice 375 ms			Fig. 8
Modeled resistivity slice 375 ms			Fig. 9

INTRODUCTION.

Between July 8th and 31st, Peter E. Walcott & Associates Limited undertook magnetic and induced polarization (I.P.) surveying over parts of the Lucky Ship property, located some 60 kilometres southwest of Houston, British Columbia, for New Cantech Ventures Inc.

The survey was carried out over N 35° W lines established by line cutters contracted by New Cantech.

Readings of the earth's total magnetic field were recorded on all of the lines using a GSM 19 proton precession magnetometer.

Measurements – first to sixth separation – of apparent chargeability – the I.P. response parameter – and resistivity were made over the Main Mineralized Zone on lines at 50 metre centres using the pole – dipole technique with a 25 metre dipole.

In addition similar readings were made using a 150 metre dipole on four long traverses spaced 400 metres apart.

The elevations and horizontal locations of the line stations were measured using a Brunton altimeter and an L1 survey grade GPS unit respectively.

The data are presented as individual line plots and on contoured plan maps as discussed in the report.

PROPERTY, LOCATION & ACCESS.

The property, known as the Lucky Ship property, is located in the Omineca Mining Division of British Columbia, and consists of the following claims:

Tenure No.	Anniversary
510116	June 4th
510117	June 4th

The claims are situated on the summit and southern slopes of the Morice-Nanika Ridge and straddling the Nanika River.

Access is obtained from the town of Houston by two wheel drive vehicle via the Morice Forest Service road (FSR) to kilometre 75, then along the Morice-Nanika FSR and finally along the rehabilitated Amax Exploration old road.

PREVIOUS WORK.

Previous work on the property consisted of prospecting, geological mapping, geochemical surveying, induced polarization and magnetic surveying and diamond drilling.

This work took place between 1957 and 1994, with the majority of it completed between 1963 and 1971 by Amax Exploration Inc. and its associated companies.

For further information the reader is referred to the 43-01 report on the property by R.H.McMillan, PhD., P.Geo., dated April 2005.

GEOLOGY.

The oldest layered rocks in the Morice-Nanika area are calc-alkaline island-arc volcanic and sedimentary rocks of the Hazelton Group of Lower Jurassic Age. These rocks, locally Telkwa Formation, underlie most of the property. Here they are represented by only two sub units of the Telkwa, siliceous pryoclastics and marine sedimentary, consisting for the most of andesitic tuffs, breccias, feldspathic epiclastics, basaltic flows of massive maroon to green augite – feldspar – phyric to aphyric flows, well-bedded quartz-feldspar ash flows, ignimbrite, topped by fossilfereous sediments of well-bedded limestone, calcerous sandstone and siltstone.

These rocks are unconformably overlain on the southeast side of the ridge by rocks of the Lower Cretaceous Skeena Group – sandstone, siltstone and micaceous greywacke – exposed in a down dropped graben structure.

The Lucky Ship Pluton intrudes the Telkwa country rocks on the property. This complex pluton of Eocene age has been subdivided into five distinguishable phases, to wit Massive Central Portion, Southern Lobe, Main Molybdenite Zone, Intrusive Breccia Complex and Subvolcanic Breccia Complex.

Several large faults cut the pluton but do not appear to have cause substantial offset.

Significant molybdenite mineralization has only been observed within the first four phases of the aforementioned pluton. Drilling by Amex in the Main Molybdenite Zone suggested a near surface resource of some 18 Mtonnes grading 0.163% Mo S_2 .

For more detailed information the reader is referred to the April 2005 43-01 report on the property by R.H. MacMillan Ph.D., P.Geo.

PURPOSE.

The purpose of the survey was two fold: (1) to examine and detail the geophysical signature of the Main Mineralized Zone with an eye to expanding its extent and (2) to see if any significant I.P. signature might exist at depth within the Intrusive Breccia that might indicate mineralization there as per the Urad-Henderson model.

SURVEY SPECIFICATIONS.

Magnetic Survey.

The magnetic survey was carried out using a GSM 19 proton precession magnetometer manufactured by GEM Instruments of Richmond Hill, Ontario. This instrument measures variations in the total intensity of the earth's magnetic field to an accuracy of plus or minus one nanotesla. Corrections for daily variations in the earth's field – the diurnal – were made by comparison with a similar instrument set up at a fixed location – the base – where recordings were made at 10 second intervals. In all some 30.8 kilometres of magnetic surveying were completed.

The Induced Polarization Survey.

The induced polarization (I.P.) survey was conducted using a pulse type system, the principal components of which were manufactured by Huntec Limited of Metropolitan Toronto, Canada and Iris Instruments of Orleans, France.

The system consists basically of three units, a receiver (Iris), transmitter (Huntec) and a motor generator (Huntec). The transmitter, which provides a maximum of 7.5 kw d.c. to the ground, obtains its power from a 7.5 kw 400 c.p.s. three phase alternator driven by a Honda 20 h.p. gasoline engine. The cycling rate of the transmitter is 2 seconds "current-on" and 2 seconds "current-off" with the pulses reversing continuously in polarity. The data recorded in the field consists of careful measurements of the current (I) in amperes flowing through the current electrodes C_1 and C_2, the primary voltages (V) appearing between any two potential electrodes, P_1 through P_7, during the "current-on" part of the cycle, and the apparent chargeability, (M_a) presented as a direct readout in millivolts per volt using a 200 millisecond delay and a 1000 millisecond sample window by the receiver, a digital receiver controlled by a micro-processor – the sample window is actually the total of ten individual windows of 100 millisecond widths.

The apparent resistivity (ρ_a) in ohm metres is proportional to the ratio of the primary voltage and the measured current, the proportionality factor depending on the geometry of the array used. The chargeability and resistivity are called apparent as they are values

SURVEY SPECIFICATIONS cont'd

which that portion of the earth sampled would have if it were homogeneous. As the earth sampled is usually inhomogeneous the calculated apparent chargeability and resistivity are functions of the actual chargeability and resistivity of the rocks.

The survey was carried out using the "pole-dipole" method of surveying. In this method the current electrode, C_1, and the potential electrodes, P_1 through P_7, are moved in unison along the survey lines at a spacing of "a" (the dipole) apart, while the second current electrode, C_2, is kept constant at "infinity". The distance, "na" between C_1 and the nearest potential electrode generally controls the depth to be explored by the particular separation, "n", traverse.

On this survey a 25 metre dipole was employed and first to sixth separation readings were obtained over the Main Mineralized Zone with the completion of 18.1 kms of traversing. A 150 metre dipole was used on the four long line traverses for 11.4 kilometres of coverage.

Horizontal control.

The horizontal position of the stations were recorded using an Allstar L-1 phase GPS receiver. These were post processed against base station data obtained from a private base station in Houston, B.C., operated by Terra Surveys, using Waypoint software.

Vertical control.

The elevation of the stations were recorded using an ADC Summit altimeter manufactured by Brunton of Wyoming, U.S.A. This instrument measures elevations using barometric pressures to an accuracy of plus or minus 3 metres. Corrections for errors due to variations in atmospheric pressure were made by comparison to readings obtained on a similar instrument, held stationary at one location – the base -, at 10 minute intervals.

SURVEY SPECIFICATIONS cont'd

Data Presentation.

The I.P. data are presented as individual pseudo section plots of apparent chargeability and resistivity at a scale of 1:2500. Plots of the 21 point moving filter – illustrated on the pseudo section – for the above are also displayed in the top window to better show the location of the anomalous zones. Plan maps of the contoured chargeability and resistivity fourth separation measurements are also provided at a scale of 1:5,000.

The magnetic data is shown in contoured form on a plan map of the line grid at a scale of 1:5,000.

Two dimensional smooth model inversion of the resistivity and chargeability was carried out on the four long lines using the Geotomo RES2DINV Algorithm, an algorithm developed by Loke e-al. This algorithm uses a 2-D finite element method and incorporates topography in modeling resistivity and I.P. data. Nearly uniform starting models are generated by running broad moving-average filters over the respective lines of data. Model resistivity and chargeability properties are then adjusted iteratively until the calculated data values match the observed as closely as possible, given constraints which keep the model section smooth. The smooth chargeability and resistivity models were then imported into Geosoft format for presentation at the same scale of 1:10,000 on the topographic profile. A slight discrepancy can be observed between the measured and modeled plots as the former are processed in Geosoft which assumes horizontal distances for the station separation.

Three dimensional (3D) inversion of the resistivity and chargeability was carried out over the Main Mineralized Zone grid using the Geotomo RES3DINV Algorithm, as the line spacing was only double the dipole length. This procedure is similar to the 2D except that the subsurface is divided into a number of small discrete rectangular prisms instead of rectangular blocks.

The result can be viewed as 3D objects from different perspectives, and cut vertically and horizontally to produce cross sections. Here they were correlated with previous drilling and shown in the appropriate screen captures.

SURVEY SPECIFICATIONS cont'd

Contoured maps of the modeled chargeability and resistivity at a depth slice of 37.5 metres are also provided at a scale of 1:5,000 for comparison with those of the measured data.

DISCUSSION OF RESULTS.

The results should be studied in conjunction with the aforementioned report of Ron McMillan.

The results of the magnetic survey – Figure 5 – gridded with a 50 metre cell show a northerly trending small 150 nanotesla high to be associated with the granitic plug and the main molybdenum mineralization.

To the east of this also trending northerly is a pronounced magnetic low that could be representative of a northerly trending fault zone.

These are better defined on the plot of the total field on the detail grid alone where a 12.5 metre cell was employed to grid the data– Figure 4.

A tongue of the higher magnetics associated with the volcanics to the west on the regional magnetic map is readily discernible as a 400 nT high on Figure 5 with a finger to the southeast into the intrusive.

This finger is seen as individual small magnetic highs within the intrusive on Figure 4.

The contoured plan of the fourth separation resistivity plot – Figure 7 – shows a strong linear low trending northwards across the southeastern portion of the detail grid.

This is fairly coincident with the magnetic low, and is believed to be partially attributable to a presumed fault zone as it is not associated with a similarly defined chargeability high, as can be seen from the individual pseudo sections and the contoured plan of the fourth separation results – Figure 6.

The 25 metre dipole survey showed a annula-like ring of higher chargeability around a chargeability low of some 500 metres in diameter within and surrounding the multiphase Lucky Ship Pluton – a pyrite halo – as readily discernible on the contoured plan of the fourth separation results – Figure 6.

DISCUSSION OF RESULTS cont'd

Lower resistivities are associated with these high chargeabilities in particular over the volcanics – Figure 7.

Two higher resistivity features are discernible within the chargeability low, one associated with the Main Molybdenum Zone, and the other some 350 metres to the west as shown on the contoured plan of the fourth separation measurements – Figure 7.

These features are also seen on the respective line pseudo sections, which also show the somewhat erratic nature of the higher chargeability response. It should be noted here that background chargeabilities, believed to be in the order of 12 to 15 mV/V were obtained infrequently on these short traverses.

3D inversion carried out on the resistivity and chargeability measurements show the extent of the pyrite halo surrounding the Main Molybdenum Zone as evidenced on Figure 4, a screen capture also showing the drillholes.

The mineralization would appear to wrap around an intrusive silicified plug as illustrated on Figure 10, a screen capture of the modeled resistivity and chargeability and the 0.06% Mo shells.

The other resistivity high is clearly seen to the west in the same figure.

A slice through the model at a depth of 37.5 metres of the chargeability – Figure 8 – and the resistivity – Figure 9 – showed a very similar pattern to that of the respective fourth separation contoured data – Figures 6 and 7.

Four 400 metre spaced long traverses were carried out over and beyond the Main Mineralized Zone. These show an apparent contact as defined by the resistivities trending across the lines from 1700N on Line 10E to 2500N on Line 22E, readily discernible on the respective pseudo sections, cutting through the intrusive and crossing the volcanics.

DISCUSSION OF RESULTS cont'd

2D inversion was carried out on the results obtained on these lines. This could be somewhat in error as lines are not perpendicularly crossing substantially long features. In any event the results are best discussed on an individual line basis.

Line 10E. Background chargeabilities are observed at the south end of the line as seen on the pseudo section. Elevated chargeabilities with lower resistivities are seen between stations 1200 and 1700N probably reflecting the pyrite halo – side looking. Similar chargeabilities are observed at the northern end of the line from 2700N, while moderately high ones were noted in between – this line was run entirely over volcanics.

These and the resistivity contact as can be seen on the inverted line profile.

Line 14E. The pyrite halo is seen as a broad zone of elevated chargeability with lower resistivity between 800N and 1900N. Elevated chargeabilities are again noted on the northern end of the line from 2800N, in the volcanics. These features are clearly seen on the inverted section. Here as on Line 10E the northern portion of the pyrite halo apparently extends to depth.

Line 18E. The pyrite halo is defined by anomalies circa 1000N and 1700N on the pseudo section. Higher chargeability values are obtained at larger separations between these two. On inversion it would that the two limbs of the pyritic body join at depth and form a cup shape body as shown on the plots of the inverted resistivity and chargeability – this line is probably the only line on which 2D inversion is realistically applicable. A small single dipole chargeability high is noted at the end of the line north of the background chargeability readings.

Line 22E. The pyrite halo is seen as a zone of elevated chargeability between 1100 and 1700N. From here to the end of the line background chargeabilities are observed.

SUMMARY, CONCLUSIONS & RECOMMENDATIONS.

Between July 8th and 31st, 2005, Peter E. Walcott & Associates Limited carried out magnetic and induced polarization surveying over part of the Lucky Ship property for New Cantech Ventures Inc.

The property is located in the Omineca Mining Division of British Columbia, some 60 kilometres southwest of the town of Houston.

The survey was carried out over twenty 900 metre long lines at 50 metre centres, and four 3 kilometre long lines spaced 400 metres apart.

Magnetic surveying was conducted over all of the above mentioned lines, which had a bearing of 325°, plus over infill 200 metre lines, whereas detail I.P. was carried out on the shorter lines with a 25 metre dipole, and on the longer ones with a 150 metre dipole.

The magnetic results showed a general northeast to southwest gradient, in keeping with the regional magnetics. A strong northerly trending low suggestive of a small zone was noted on the southeastern extremity of the grid. In addition a subtle well defined high was observed coincident with the Main Mineralized Zone.

The 25 metre dipole work showed a concentric pyrite alteration zone – chargeability high – around a 500 metre chargeability low, in which the Main Mineralized Zone was located in its southeast part.

Two zones of higher resistivity were noted with the above mentioned low, one central to the mineralized zone, and the other in the northwest portion.

In addition low resistivities were generally noticed over the pyretic halo, with lower values associated with it in the volcanics. An intense resistivity was observed associated with the fault zone suggested by the magnetics.

SUMMARY, CONCLUSIONS & RECOMMENDATIONS cont'd

The southern portions of the long traverses, carried out using the 150 metre dipole, showed thumbnail versions of the detail work – three of these were along and/or parallel to the pyritic halo.

Elevated chargeabilities were noted to the north in the volcanics on the three most westerly lines, but the traverses were too short for any definition.

2D inversion on Line 1800E – the only line where 2D geometry is approximated – suggests high chargeability at depth below the chargeability low.

For a better understanding and definition of the geometry of these elevated chargeabilities the writer recommends that the 200 metre infill lines and two cross lines be traversed with the 150 metre dipole so that 3D inversion can be undertaken.

In addition should geochemistry and geology warrant then the lines should be extended to the north to define the elevated chargeabilities at their extremities.

Further examination of the area around the resistivity high in the northwest corner of the chargeability low should be undertaken, given its similarity to the one associated with the Main Mineralized Zone.

Respectfully submitted,

PETER E. WALCOTT & ASSOCIATES LIMITED

Peter E. Walcott, P.Eng.
Geophysicist

Vancouver, B.C.
March 2006

APPENDIX

COST OF SURVEY.

Peter E. Walcott & Associates Limited undertook the survey on a daily basis. Mobilization and reporting charges were extra so that the total cost of the survey was $61,160.55.

PERSONNEL EMPLOYED ON SURVEY

Name	Occupation	Address	Dates
Peter E. Walcott	Geophysicist	Peter E. Walcott & . Associates Limited 506-1529 W, 6th Ave. Vancouver, B.C.	Jul 21st, Aug. 11th rd –12th, 05 Jan. 16th ,2006 Mar. 21st – 22nd, 06
Alexander Walcott	Geophysicist	"	Aug. 9th - 14th, 2005 Aug. 24th – 26th, 2005 Jan 11th – 14th, 06
Andrea Cochrane	"	"	July 11th – 31st. 2005
A. Leonard	Geophysical Operator	"	July 8th – 31st, 2005
J. Danny	"	"	July 8th – 12th, 2005
S. Moore	"	"	July 11th – 31st, 2005
R. Henderson	Geophysical Assistant	"	July 8th – 31st, 2005
M. Magee	"	"	"
S. Peardon	"	"	July 11th – 21st, 2005
E. Emery	"	"	July 24th – 26th, 2005
I. Alexander	"	"	July 27th – 31st, 2005
J. Walcott	Report Prep.	"	March 26th , 2006

CERTIFICATION.

1. I am a graduate of the University of Toronto in 1962 with a B.A.Sc. in Engineering Physics, Geophysics Option.

2. I have been practicing my profession for the last forty three years.

3. I am a member of the Association of Professional Engineers of British Columbia and Ontario.

4. I hold no interest, direct nor indirect, in New Cantech Ventures Inc., nor do I expect to receive any.

Peter E. Walcott, P.Eng.

Vancouver, B.C.
March 2006

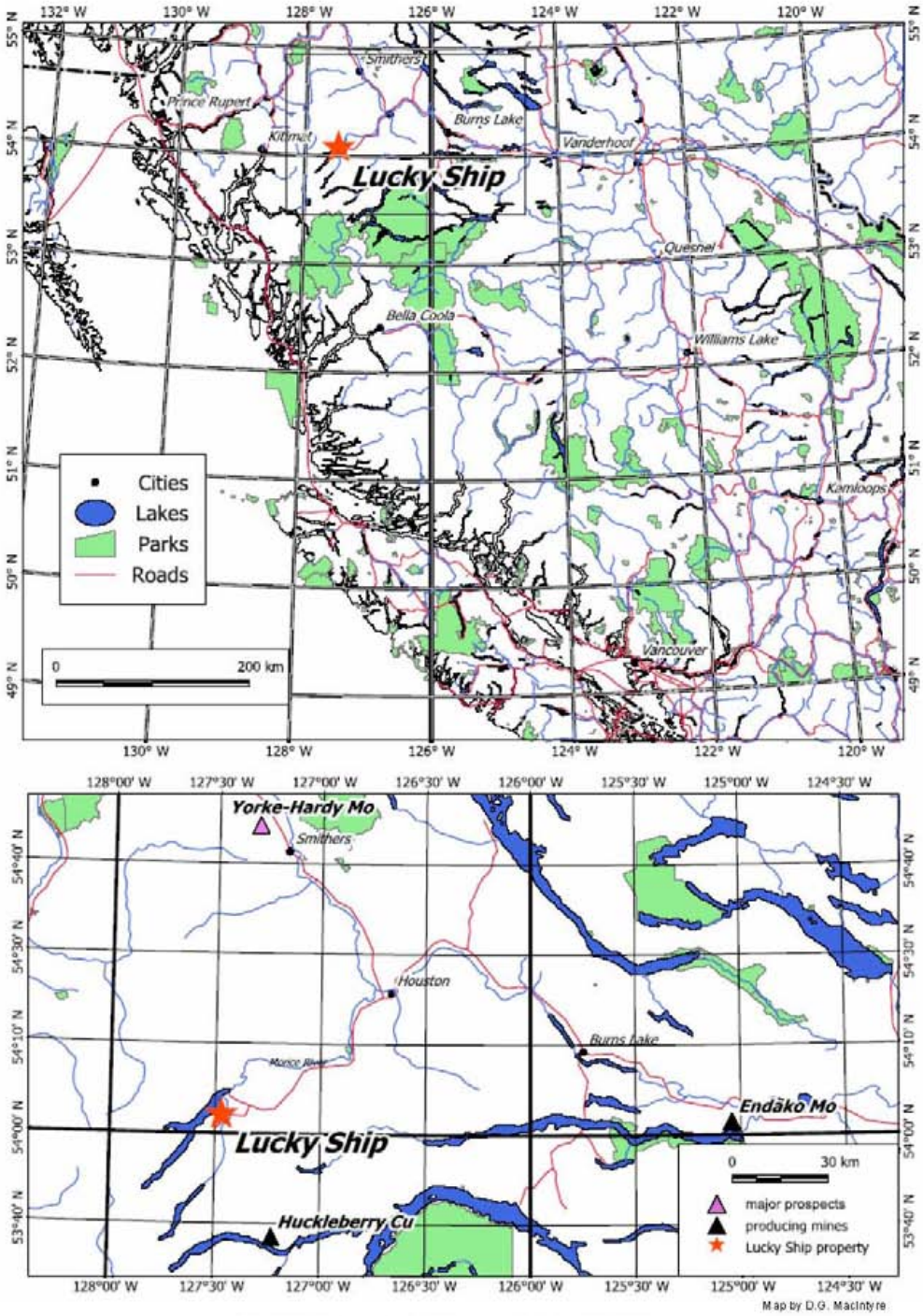

NEW CANTECH VENTURES INC.
LUCKY SHIP PROPERTY
Location Map
Figure 1

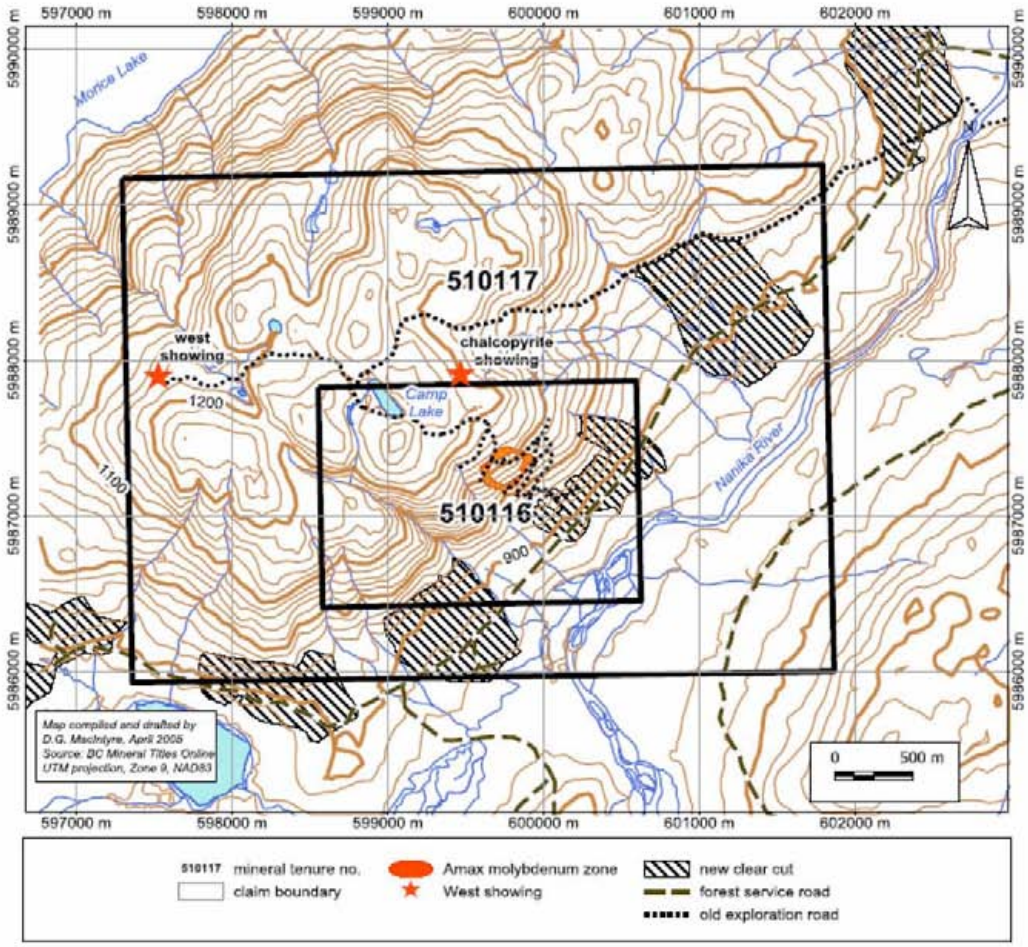

NEW CANTECH VENTURES INC.
LUCKY SHIP PROPERTY
Claim Location Map
Figure 2

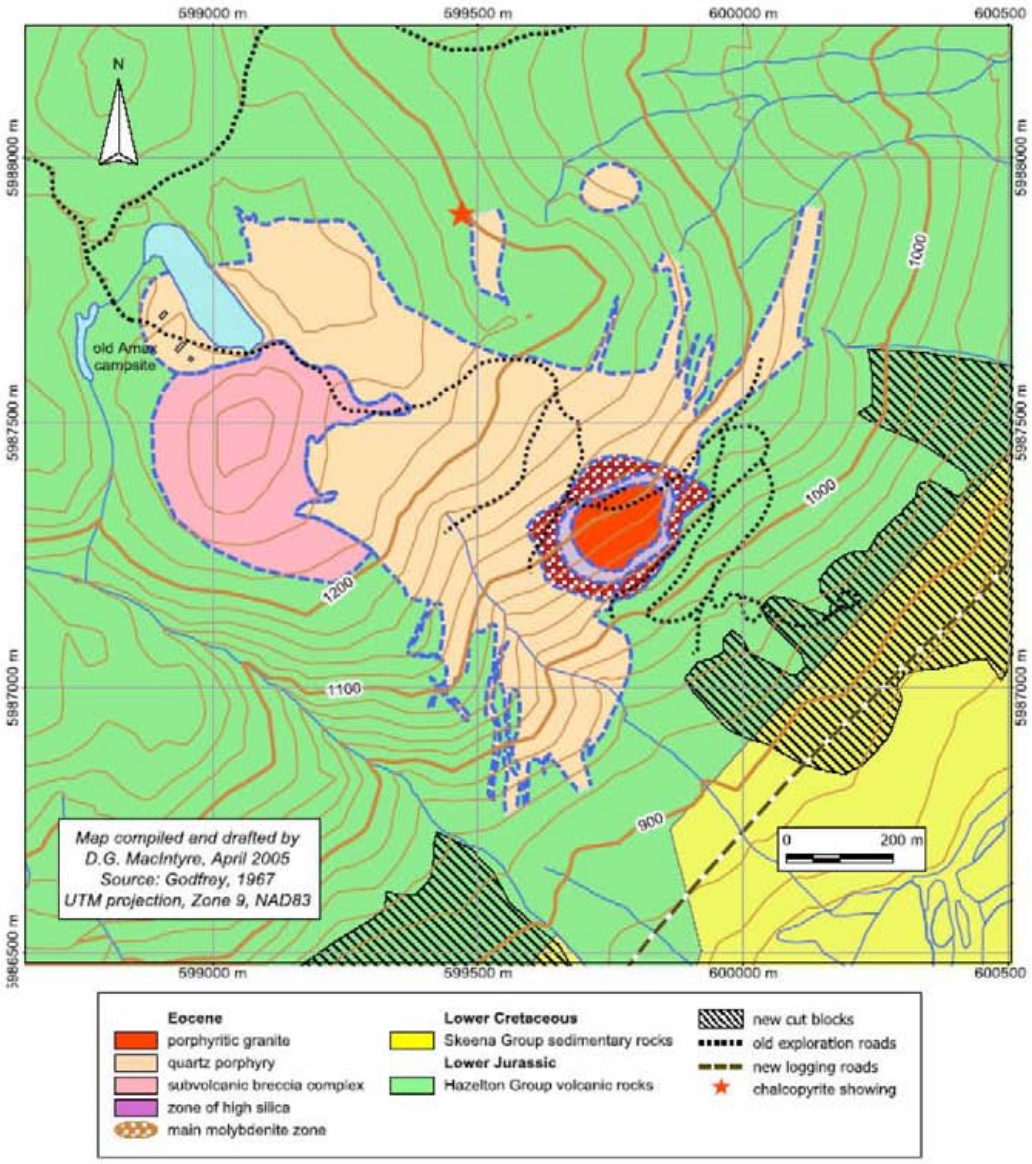

NEW CANTECH VENTURES INC.
LUCKY SHIP PROPERTY
Property Geology
Figure 3

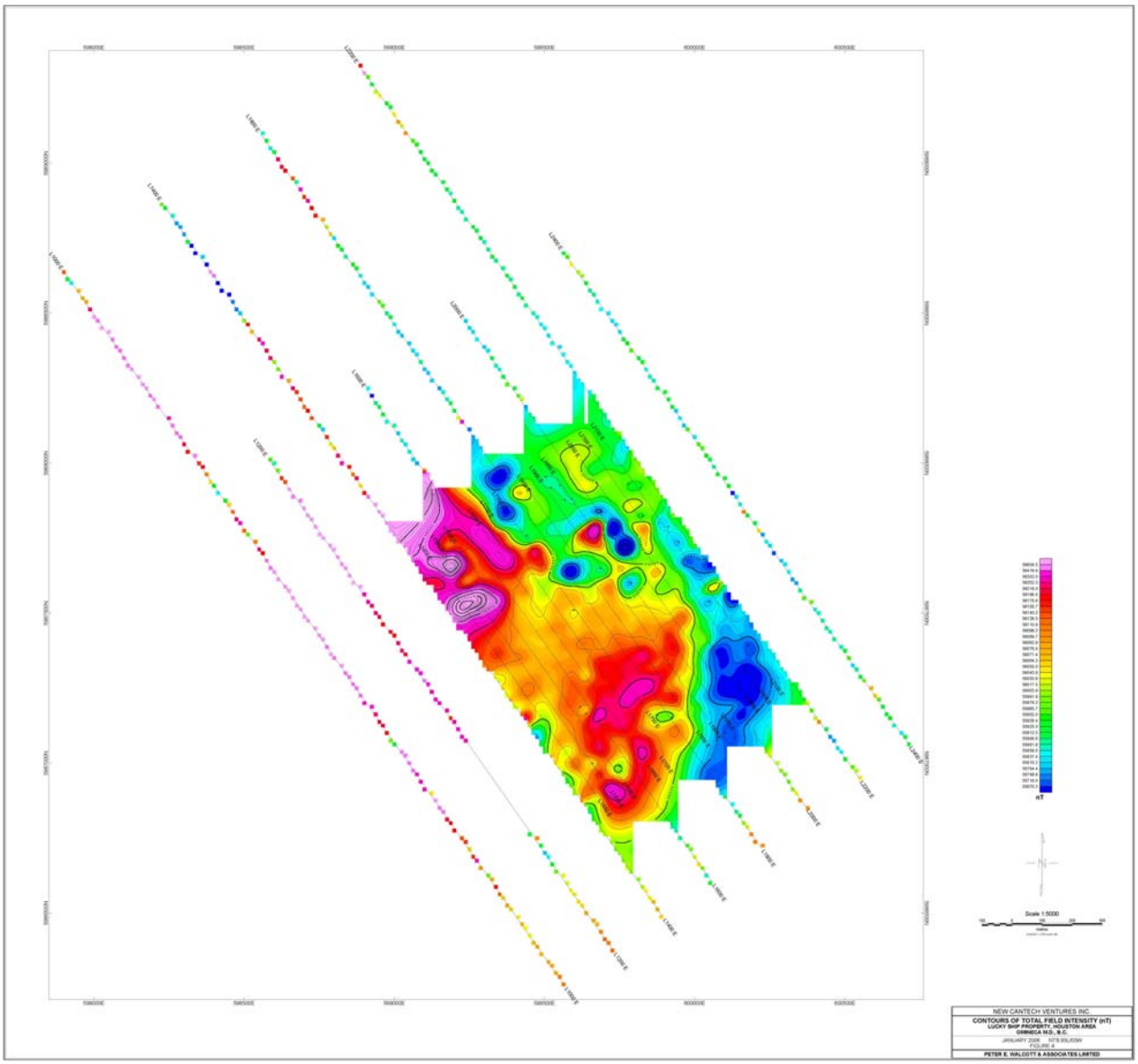
nT
Scale 1:5000
NEW CANTECH VENTURES INC.
CONTOURS OF TOTAL FIELD INTENSITY (nT)
LUCKY SHIP PROPERTY, HOUSTON AREA
OMINECA M.D., B.C.
JANUARY 2008
NTS 93L/03W
FIGURE 4
PETER E. WALCOTT & ASSOCIATES LIMITED

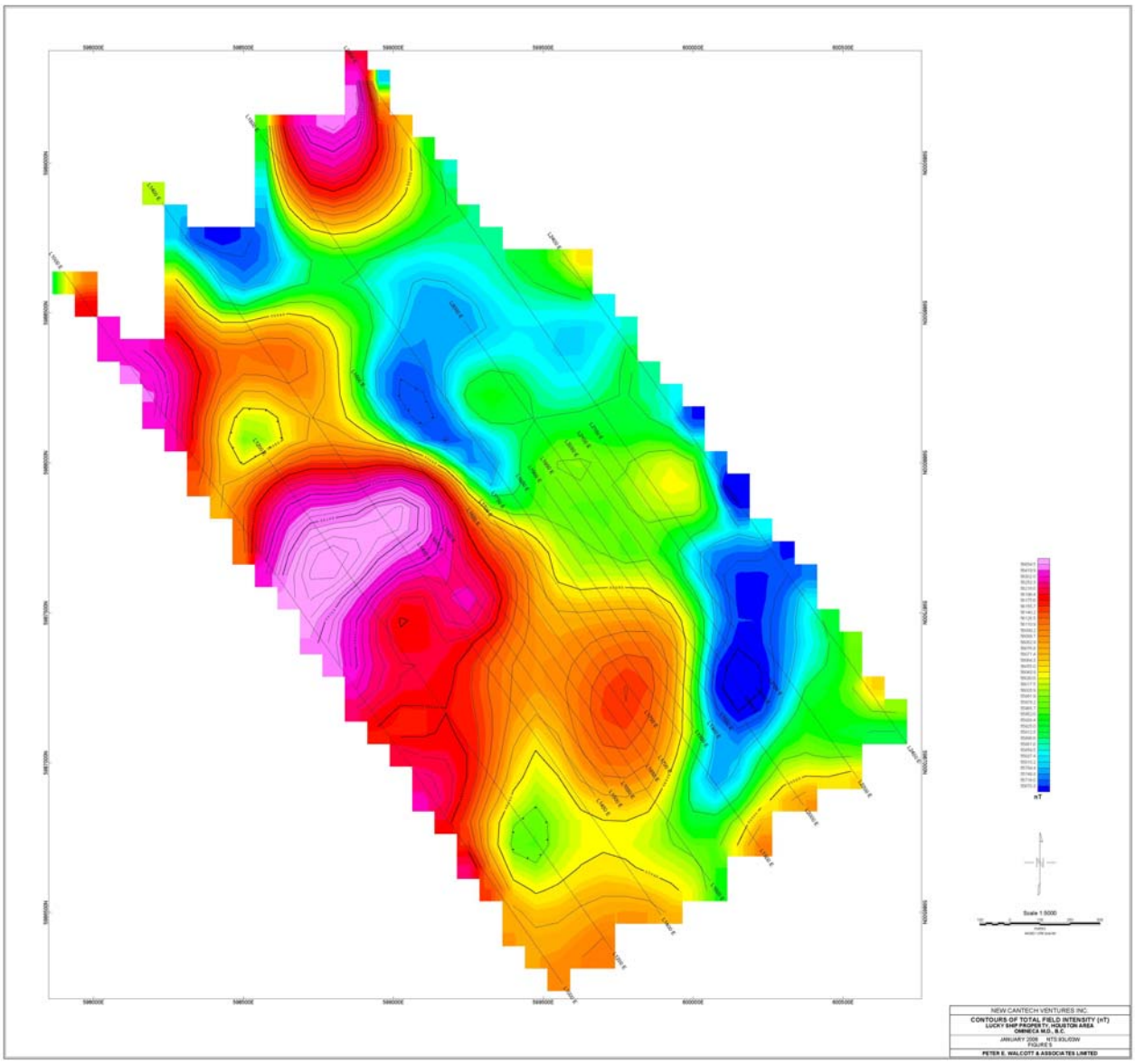
NEW CANTECH VENTURES INC.
CONTOURS OF TOTAL FIELD INTENSITY (nT)
LUCKY SMP PROPERTY, HOUSTON AREA
OMINECA M.D., B.C.
JANUARY 2008 NTS 93L/03W
FIGURE 5
PETER E. WALCOTT & ASSOCIATES LIMITED
Scale 1:5000
nT

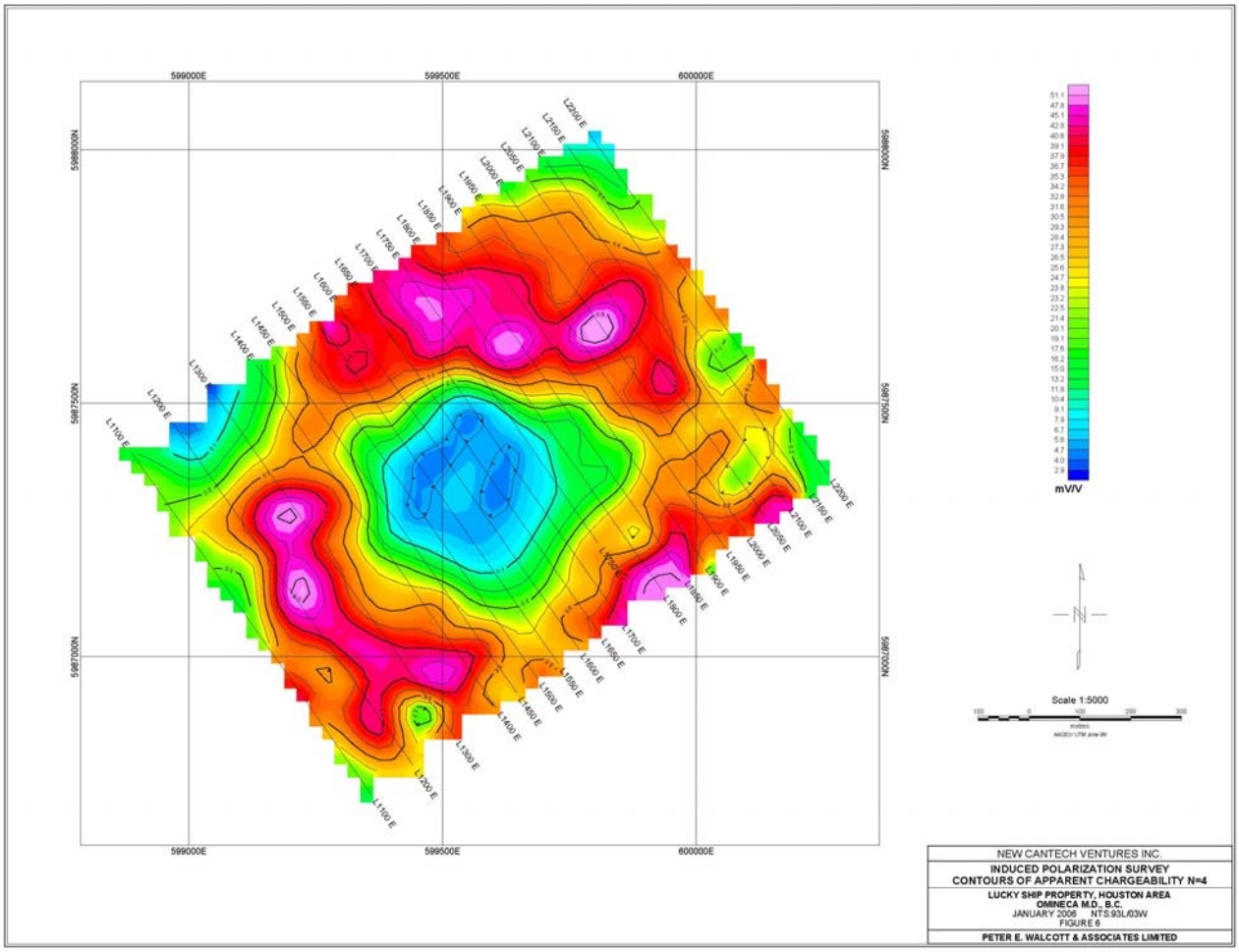
599000E
599500E
600000E
5988000N
5987500N
5987000N
mV/V
Scale 1:5000
NEW CANTECH VENTURES INC.
INDUCED POLARIZATION SURVEY
CONTOURS OF APPARENT CHARGEABILITY N=4
LUCKY SHIP PROPERTY, HOUSTON AREA
OMINECA M.D., B.C.
JANUARY 2006 NTS:93L/03W
FIGURE 6
PETER E. WALCOTT & ASSOCIATES LIMITED

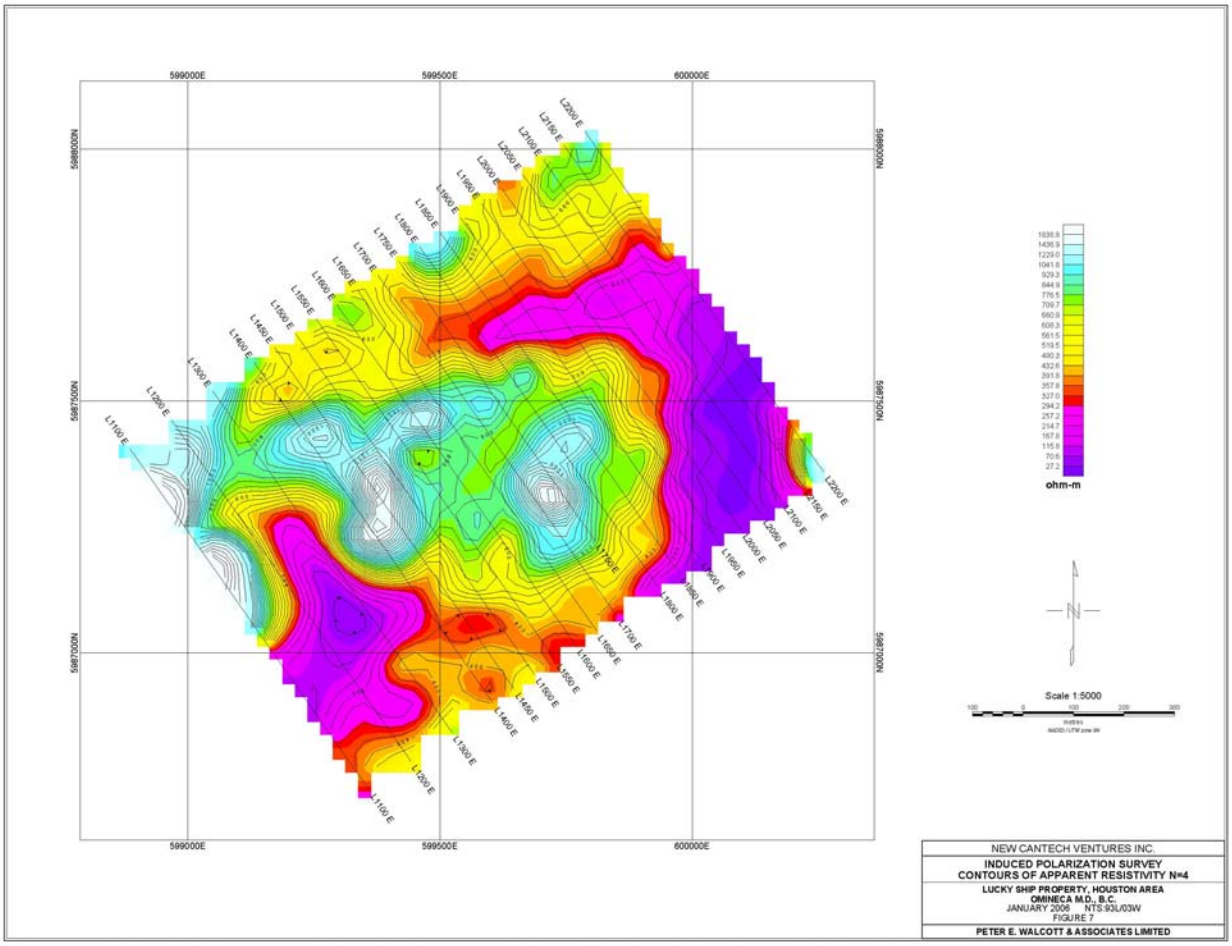
599000E
599500E
600000E
5988000N
5987500N
5987000N
ohm-m
Scale 1:5000
NEW CANTECH VENTURES INC.
INDUCED POLARIZATION SURVEY
CONTOURS OF APPARENT RESISTIVITY N=4
LUCKY SHIP PROPERTY, HOUSTON AREA
OMINECA M.D., B.C.
JANUARY 2006 NTS:93L/03W
FIGURE 7
PETER E. WALCOTT & ASSOCIATES LIMITED

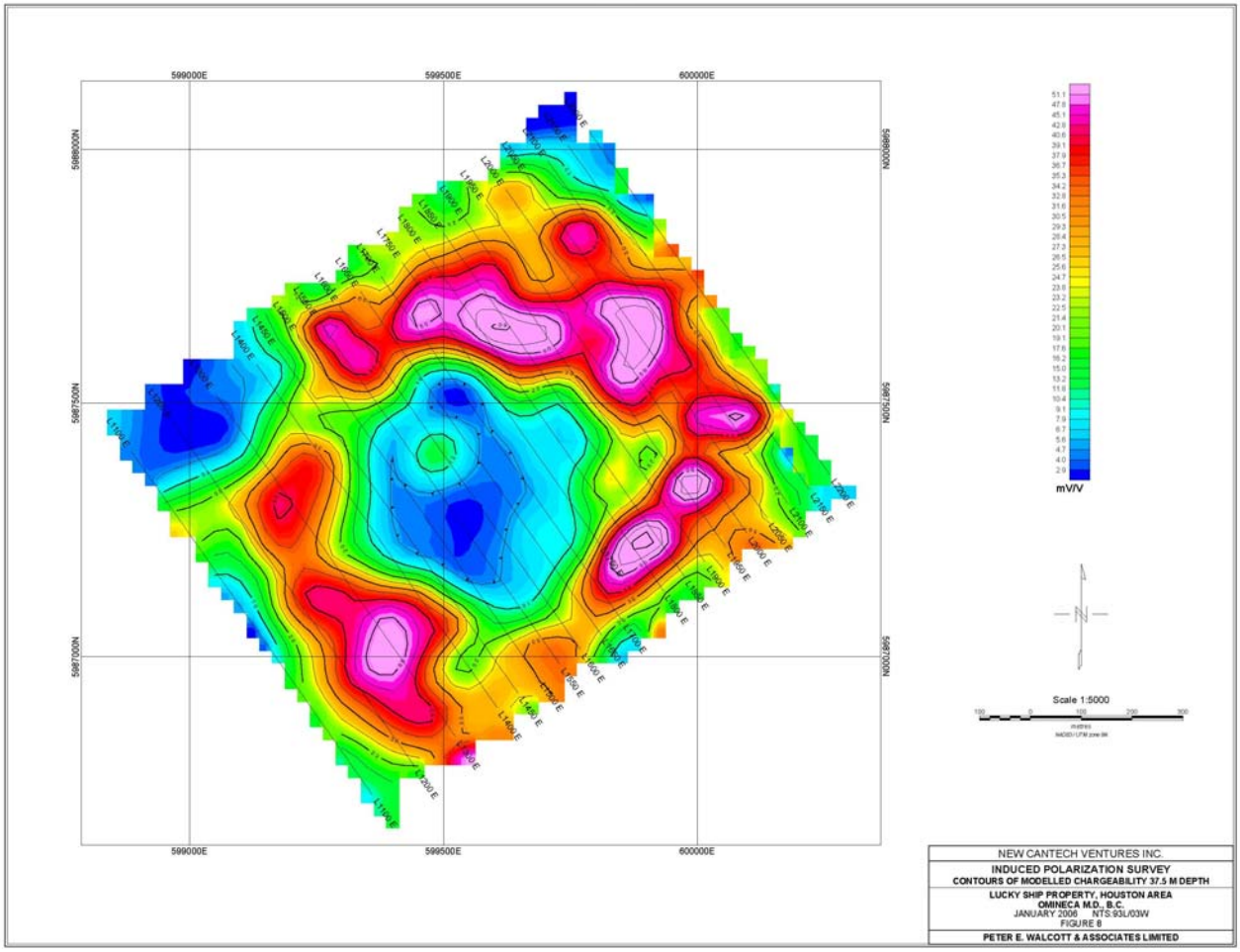
599000E
599500E
600000E
5988000N
5987500N
5987000N
mV/V
Scale 1:5000
NEW CANTECH VENTURES INC.
INDUCED POLARIZATION SURVEY
CONTOURS OF MODELLED CHARGEABILITY 37.5 M DEPTH
LUCKY SHIP PROPERTY, HOUSTON AREA
OMINECA M.D., B.C.
JANUARY 2006 NTS 93L/03W
FIGURE 8
PETER E. WALCOTT & ASSOCIATES LIMITED

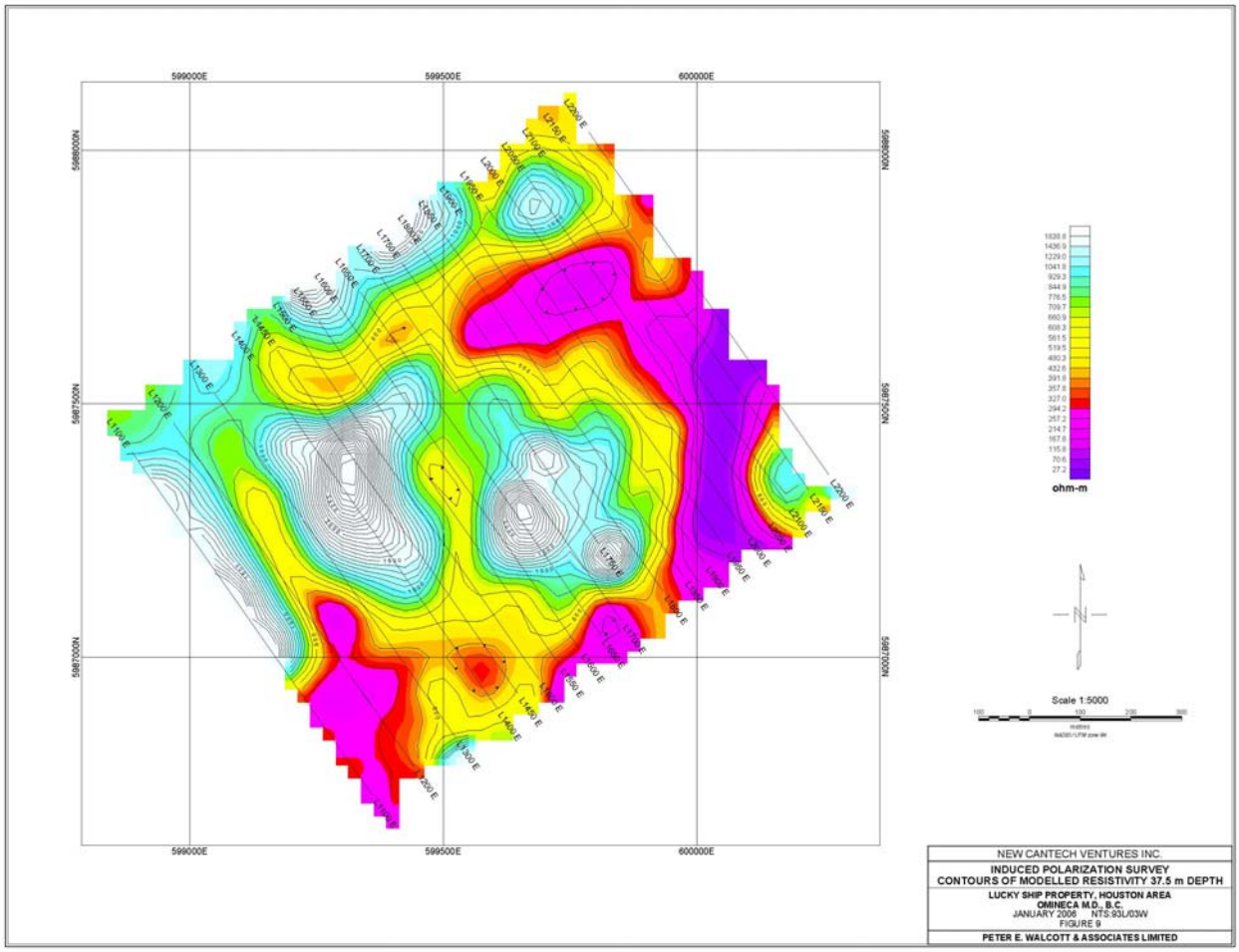
599000E
599500E
600000E
5588000N
5587500N
5587000N
ohm-m
Scale 1:5000
NEW CANTECH VENTURES INC.
INDUCED POLARIZATION SURVEY
CONTOURS OF MODELLED RESISTIVITY 37.5 m DEPTH
LUCKY SHIP PROPERTY, HOUSTON AREA
OMINECA M.D., B.C.
JANUARY 2006 NTS:93L/03W
FIGURE 9
PETER E. WALCOTT & ASSOCIATES LIMITED

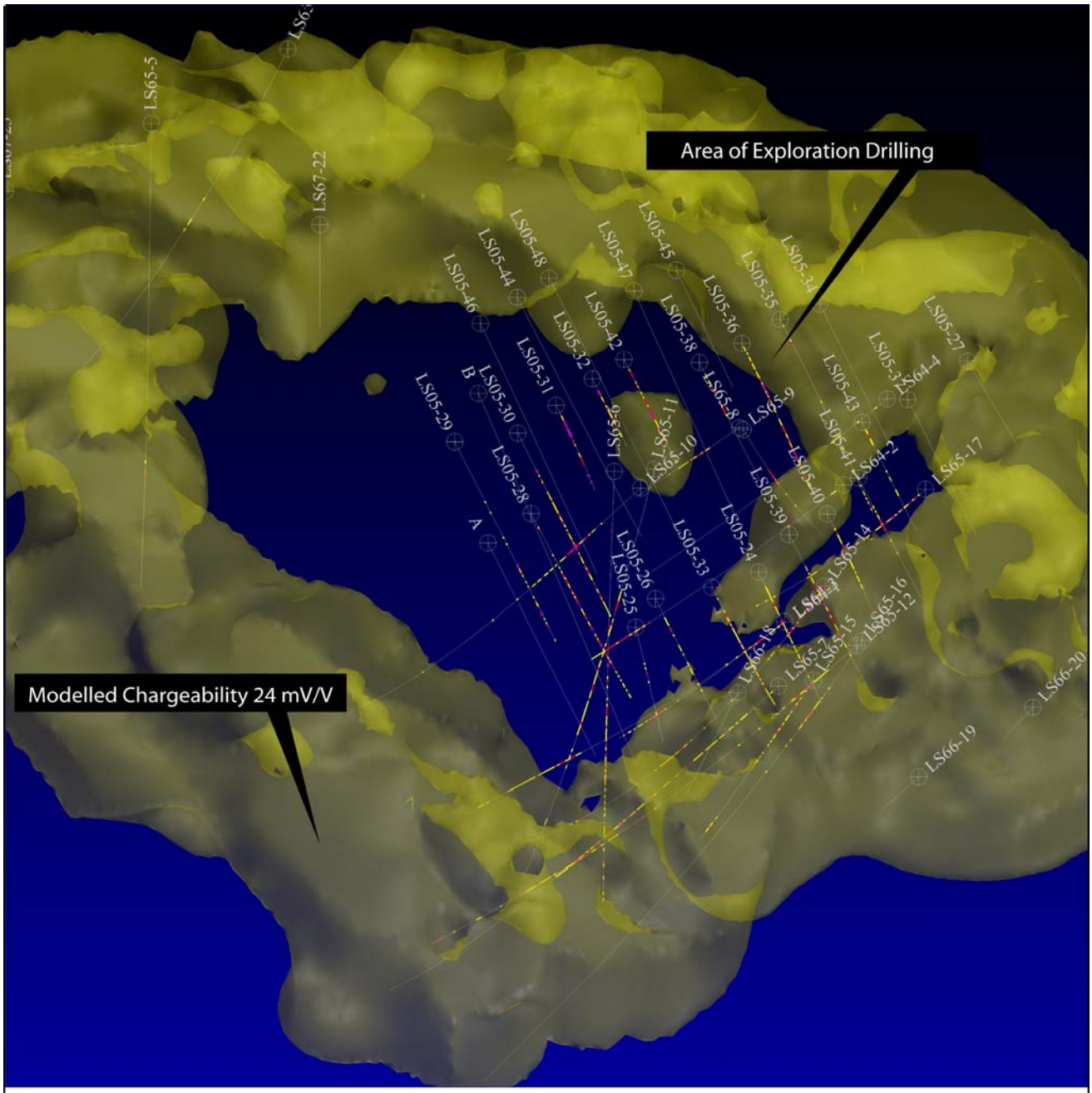

NEW CANTECH VENTURES INC.
LUCKY SHIP PROPERTY
3D View of Modelled IP with Drillholes
Figure 9

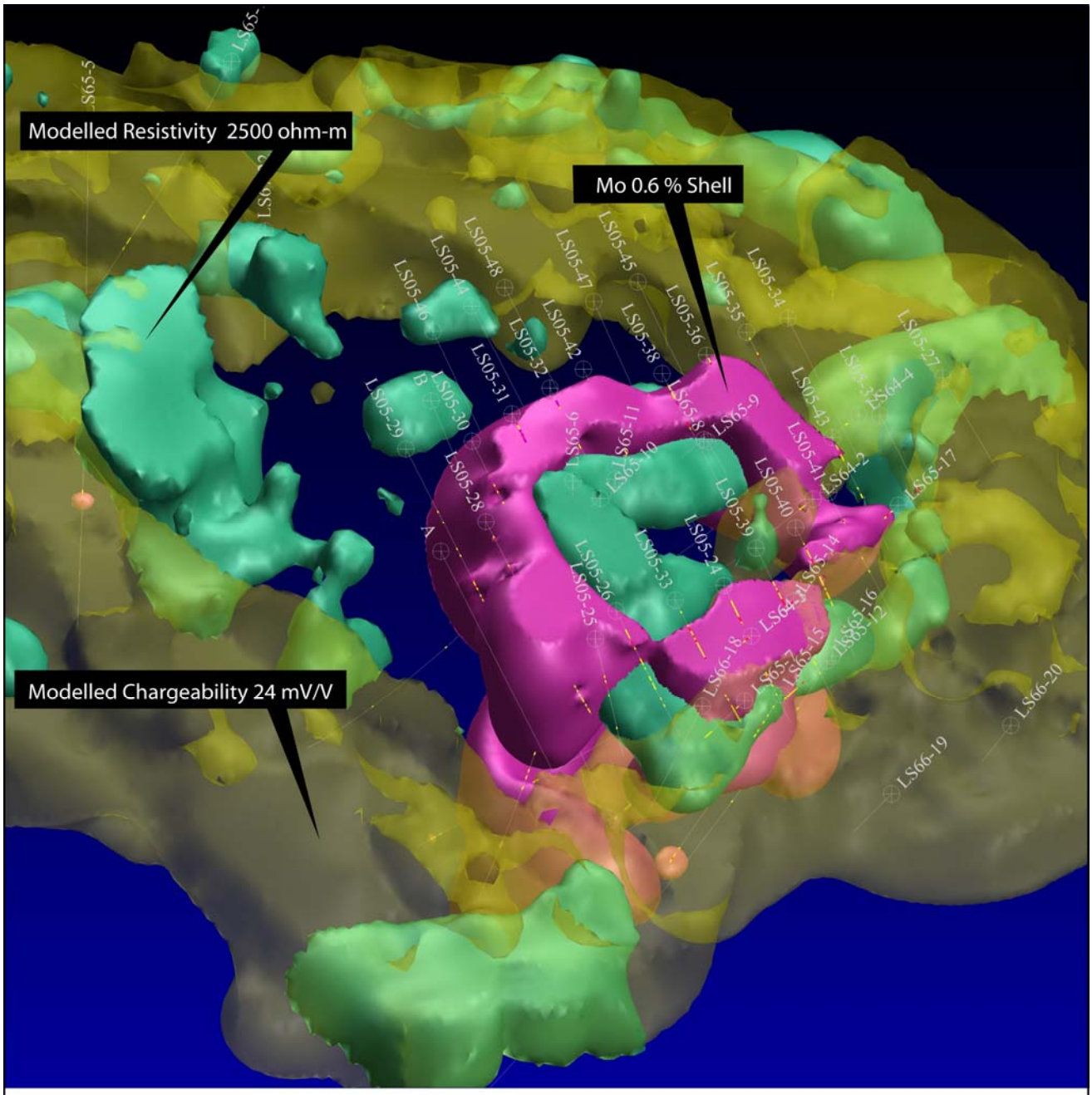

NEW CANTECH VENTURES INC.
LUCKY SHIP PROPERTY
3D View of Modelled IP/Resistivity with 0.6% Mo Shells
Figure 10

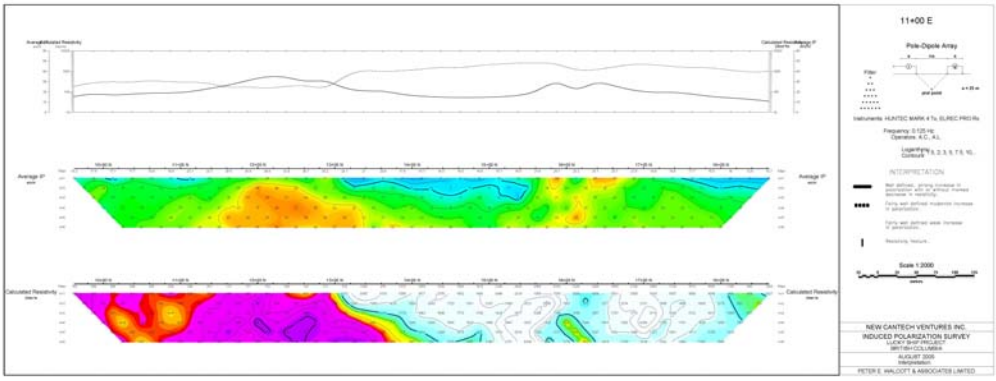
11+00 E
Pole-Dipole Array
Instruments: HUNTEC MARK 4 Tx, ELREC PRO Rx
Frequency: 0.125 Hz
Operators: K.C., A.L.
Logarithmic 1, 2, 3, 5, 7.5, 10... Contours
INTERPRETATION
Scale 1:2000
NEW CANTECH VENTURES INC.
INDUCED POLARIZATION SURVEY
LUCKY SHIP PROJECT
BRITISH COLUMBIA
AUGUST 2005
Interpretation
PETER E. WALCOTT & ASSOCIATES LIMITED

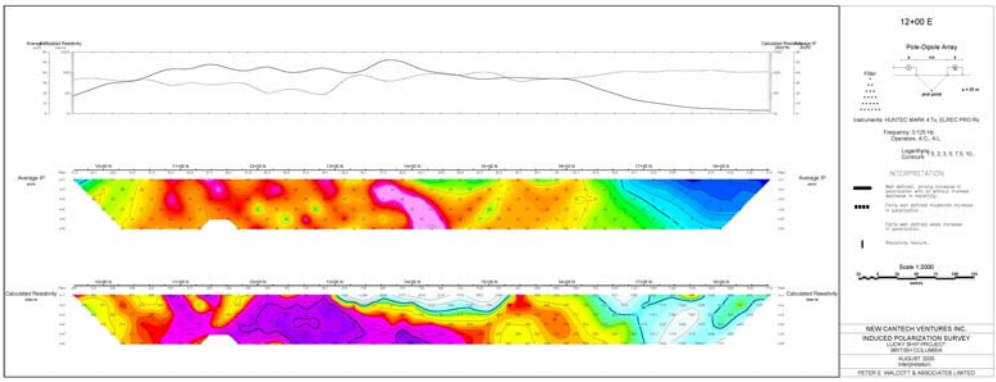
12+00 E
Pole-Dipole Array
Instruments: HUNTEC MARK 4 Tx, ELREC PRO Rx
Frequency: 0.125 Hz
Operators: K.C., A.L.
Logarithmic 1, 2, 3, 5, 7.5, 10... Contours
INTERPRETATION
Scale 1:2000
NEW CANTECH VENTURES INC.
INDUCED POLARIZATION SURVEY
LUCKY SHIP PROJECT
BRITISH COLUMBIA
AUGUST 2005
Interpretation
PETER E. WALCOTT & ASSOCIATES LIMITED

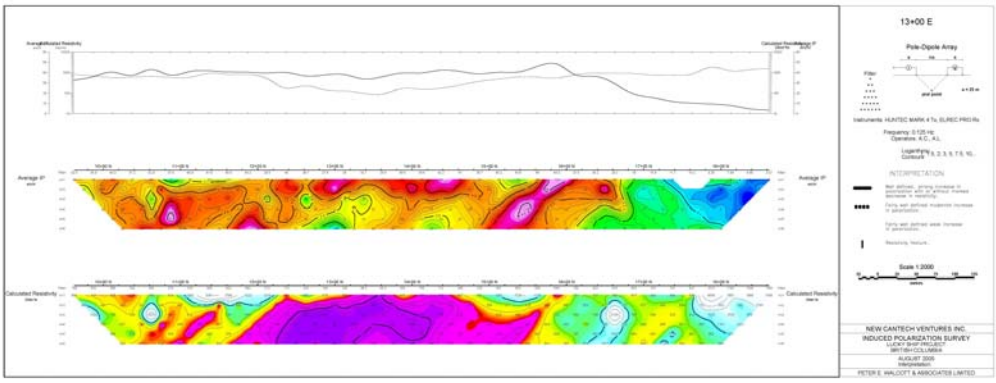
13+00 E
Pole-Dipole Array
Instruments: HUNTEC MARK 4 Tx, ELREC PRO Rx
Frequency: 0.125 Hz
Operators: K.C., A.L.
Logarithmic 1, 2, 3, 5, 7.5, 10... Contours
INTERPRETATION
Scale 1:2000
NEW CANTECH VENTURES INC.
INDUCED POLARIZATION SURVEY
LUCKY SHIP PROJECT
BRITISH COLUMBIA
AUGUST 2005
Interpretation
PETER E. WALCOTT & ASSOCIATES LIMITED

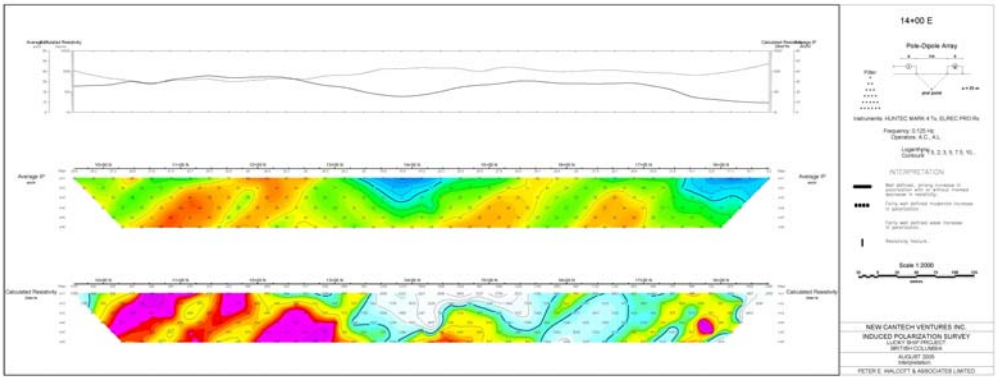
14+00 E
Pole-Dipole Array
Instruments: HUNTEC MARK 4 Tx, ELREC PRO Rx
Frequency: 0.125 Hz
Operators: K.C., A.L.
Logarithmic 1, 2, 3, 5, 7.5, 10...
Contours
INTERPRETATION
Well defined, strong increase in polarization with or without marked decrease in resistivity.
Fairly well defined moderate increase in polarization.
Fairly well defined weak increase in polarization.
Resistivity feature.
Scale 1:2000
NEW CANTECH VENTURES INC.
INDUCED POLARIZATION SURVEY
LUCKY SHIP PROJECT
BRITISH COLUMBIA
AUGUST 2005
Interpretation
PETER E. WALCOTT & ASSOCIATES LIMITED

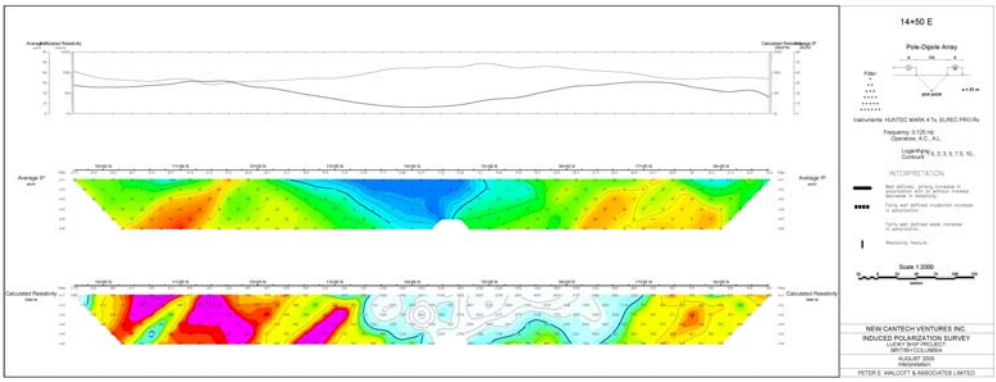
14+50 E
Pole-Dipole Array
Instruments: HUNTEC MARK 4 Tx, ELREC PRO Rx
Frequency: 0.125 Hz
Operators: K.C., A.L.
Logarithmic 1, 2, 3, 5, 7.5, 10...
Contours
INTERPRETATION
Well defined, strong increase in polarization with or without marked decrease in resistivity.
Fairly well defined moderate increase in polarization.
Fairly well defined weak increase in polarization.
Resistivity feature.
Scale 1:2000
NEW CANTECH VENTURES INC.
INDUCED POLARIZATION SURVEY
LUCKY SHIP PROJECT
BRITISH COLUMBIA
AUGUST 2005
Interpretation
PETER E. WALCOTT & ASSOCIATES LIMITED

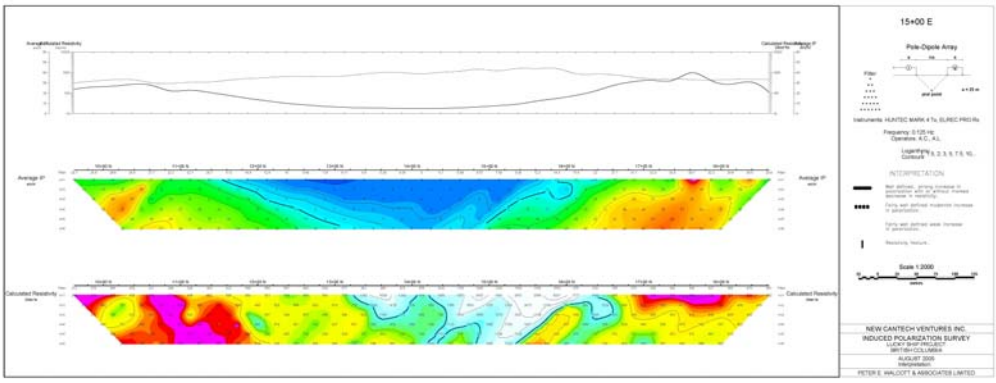
15+00 E
Pole-Dipole Array
Instruments: HUNTEC MARK 4 Tx, ELREC PRO Rx
Frequency: 0.125 Hz
Operators: K.C., A.L.
Logarithmic 1, 2, 3, 5, 7.5, 10...
Contours
INTERPRETATION
Well defined, strong increase in polarization with or without marked decrease in resistivity.
Fairly well defined moderate increase in polarization.
Fairly well defined weak increase in polarization.
Resistivity feature.
Scale 1:2000
NEW CANTECH VENTURES INC.
INDUCED POLARIZATION SURVEY
LUCKY SHIP PROJECT
BRITISH COLUMBIA
AUGUST 2005
Interpretation
PETER E. WALCOTT & ASSOCIATES LIMITED

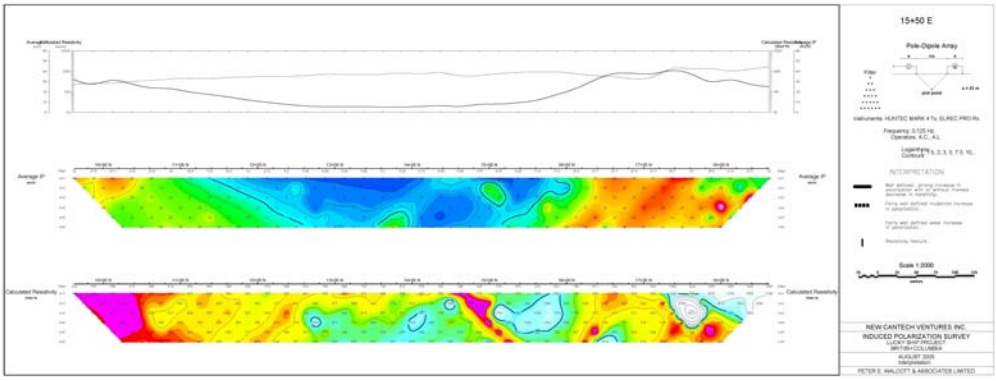
15+50 E
Pole-Dipole Array
Instruments: HUNTEC MARK 4 Tx, ELREC PRO Rx
Frequency: 0.125 Hz
Operators: K.C., A.L.
Logarithmic
Contours: 1, 2, 3, 5, 7.5, 10...
INTERPRETATION
Scale 1:2000
NEW CANTECH VENTURES INC.
INDUCED POLARIZATION SURVEY
LUCKY SHIP PROJECT
BRITISH COLUMBIA
AUGUST 2005
Interpretation
PETER E. WALCOTT & ASSOCIATES LIMITED

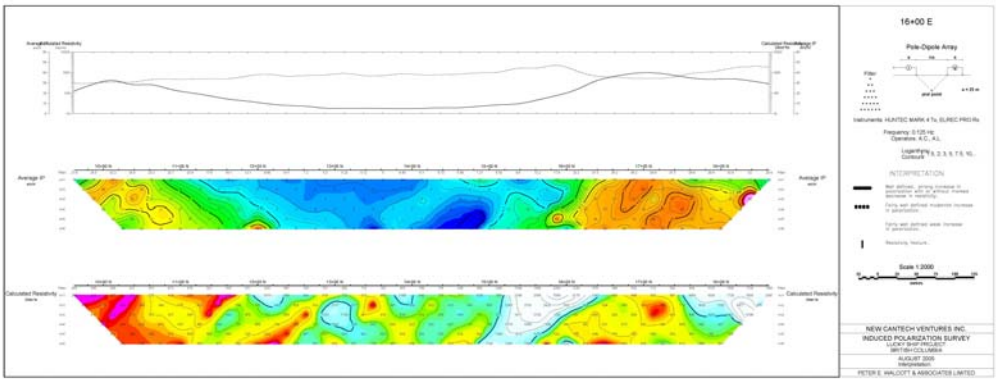
16+00 E
Pole-Dipole Array
Instruments: HUNTEC MARK 4 Tx, ELREC PRO Rx
Frequency: 0.125 Hz
Operators: K.C., A.L.
Logarithmic
Contours: 1, 2, 3, 5, 7.5, 10...
INTERPRETATION
Scale 1:2000
NEW CANTECH VENTURES INC.
INDUCED POLARIZATION SURVEY
LUCKY SHIP PROJECT
BRITISH COLUMBIA
AUGUST 2005
Interpretation
PETER E. WALCOTT & ASSOCIATES LIMITED

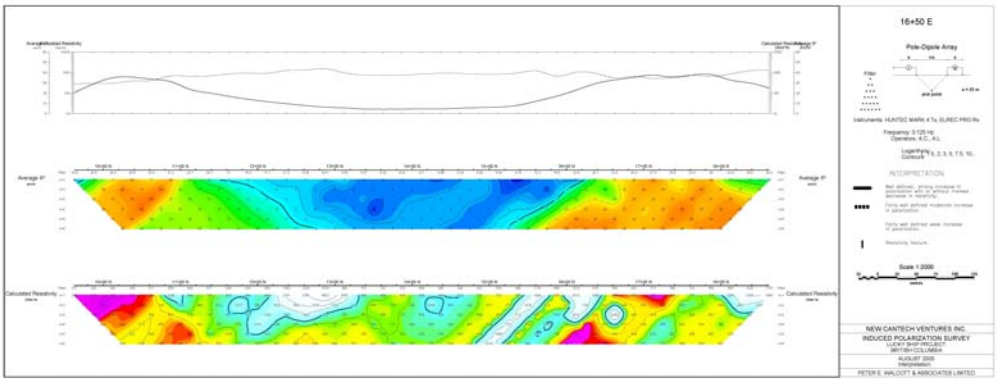
16+50 E
Pole-Dipole Array
Instruments: HUNTEC MARK 4 Tx, ELREC PRO Rx
Frequency: 0.125 Hz
Operators: K.C., A.L.
Logarithmic
Contours: 1, 2, 3, 5, 7.5, 10...
INTERPRETATION
Scale 1:2000
NEW CANTECH VENTURES INC.
INDUCED POLARIZATION SURVEY
LUCKY SHIP PROJECT
BRITISH COLUMBIA
AUGUST 2005
Interpretation
PETER E. WALCOTT & ASSOCIATES LIMITED

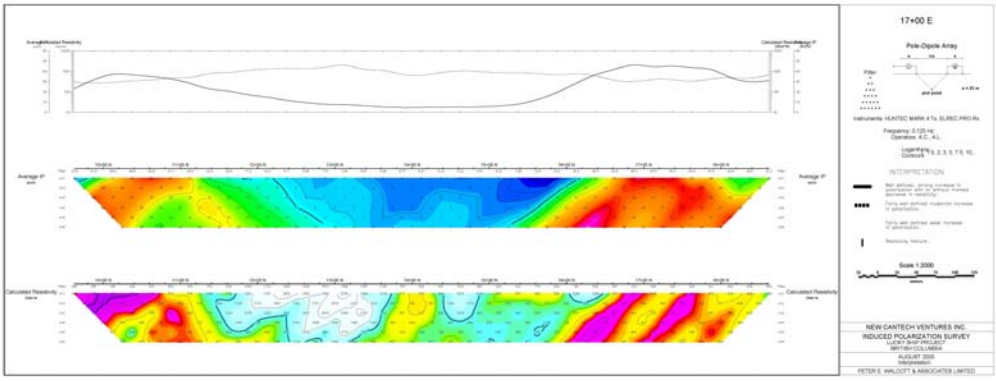
17+00 E
Pole-Dipole Array
Average IP
Calculated Resistivity
INTERPRETATION
Scale 1:2000
NEW CANTECH VENTURES INC.
INDUCED POLARIZATION SURVEY
LUCKY SHIP PROJECT
BRITISH COLUMBIA
AUGUST 2005
Interpretation
PETER E. WALCOTT & ASSOCIATES LIMITED

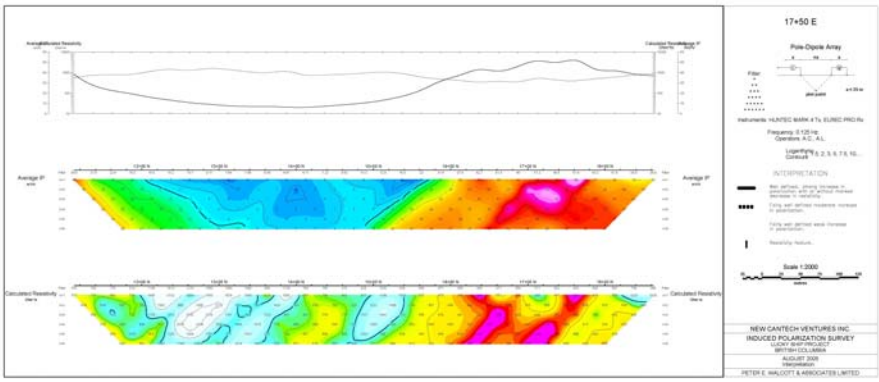
17+50 E
Pole-Dipole Array
Average IP
Calculated Resistivity
INTERPRETATION
Scale 1:2000
NEW CANTECH VENTURES INC.
INDUCED POLARIZATION SURVEY
LUCKY SHIP PROJECT
BRITISH COLUMBIA
AUGUST 2005
Interpretation
PETER E. WALCOTT & ASSOCIATES LIMITED

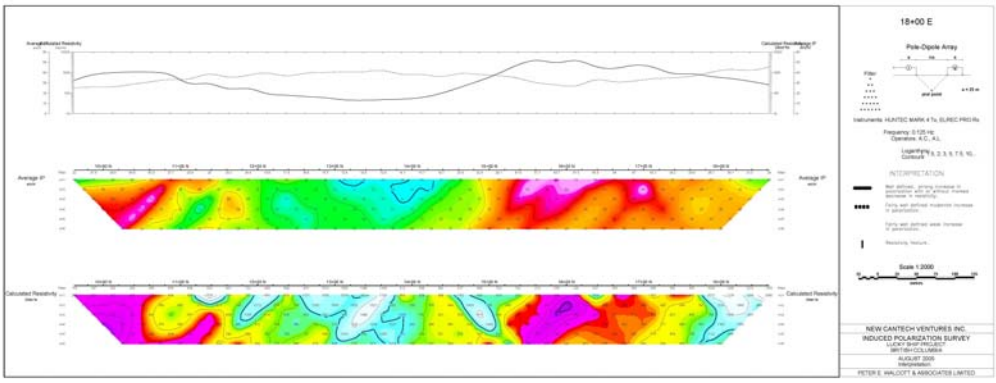
18+00 E
Pole-Dipole Array
Average IP
Calculated Resistivity
INTERPRETATION
Scale 1:2000
NEW CANTECH VENTURES INC.
INDUCED POLARIZATION SURVEY
LUCKY SHIP PROJECT
BRITISH COLUMBIA
AUGUST 2005
Interpretation
PETER E. WALCOTT & ASSOCIATES LIMITED

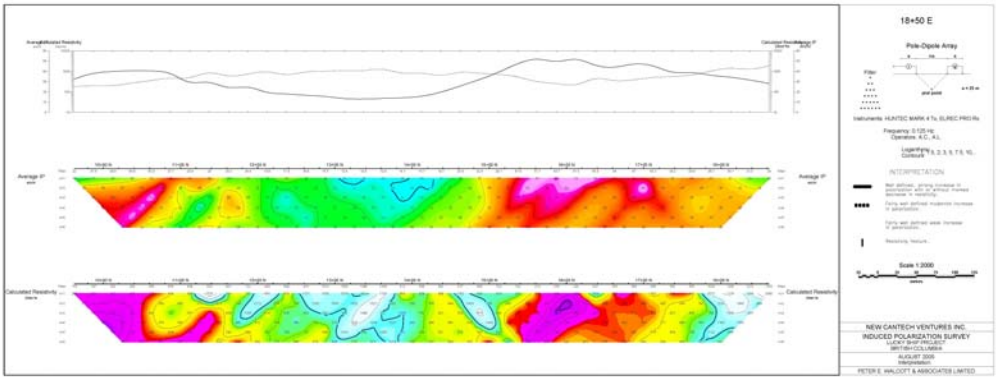
18+50 E
Pole-Dipole Array
Instruments: HUNTEC MARK 4 Tx, ELREC PRO Rx
Frequency: 0.125 Hz
Operators: K.C., A.L.
Logarithmic 1, 2, 3, 5, 7.5, 10.. Contours
INTERPRETATION
Scale 1:2000
NEW CANTECH VENTURES INC.
INDUCED POLARIZATION SURVEY
LUCKY SHIP PROJECT
BRITISH COLUMBIA
AUGUST 2005
Interpretation
PETER E. WALCOTT & ASSOCIATES LIMITED

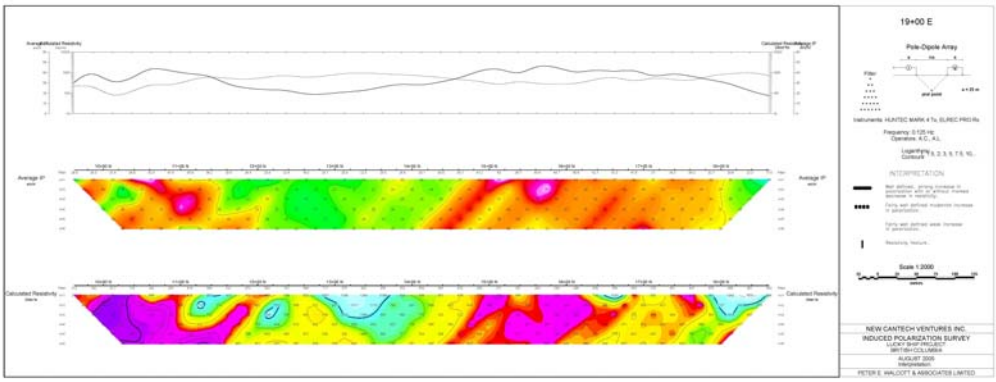
19+00 E
Pole-Dipole Array
Instruments: HUNTEC MARK 4 Tx, ELREC PRO Rx
Frequency: 0.125 Hz
Operators: K.C., A.L.
Logarithmic 1, 2, 3, 5, 7.5, 10.. Contours
INTERPRETATION
Scale 1:2000
NEW CANTECH VENTURES INC.
INDUCED POLARIZATION SURVEY
LUCKY SHIP PROJECT
BRITISH COLUMBIA
AUGUST 2005
Interpretation
PETER E. WALCOTT & ASSOCIATES LIMITED

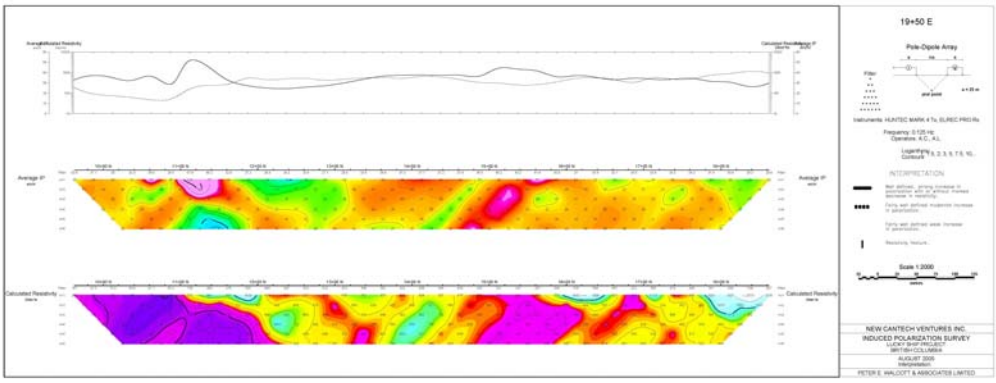
19+50 E
Pole-Dipole Array
Instruments: HUNTEC MARK 4 Tx, ELREC PRO Rx
Frequency: 0.125 Hz
Operators: K.C., A.L.
Logarithmic 1, 2, 3, 5, 7.5, 10.. Contours
INTERPRETATION
Scale 1:2000
NEW CANTECH VENTURES INC.
INDUCED POLARIZATION SURVEY
LUCKY SHIP PROJECT
BRITISH COLUMBIA
AUGUST 2005
Interpretation
PETER E. WALCOTT & ASSOCIATES LIMITED

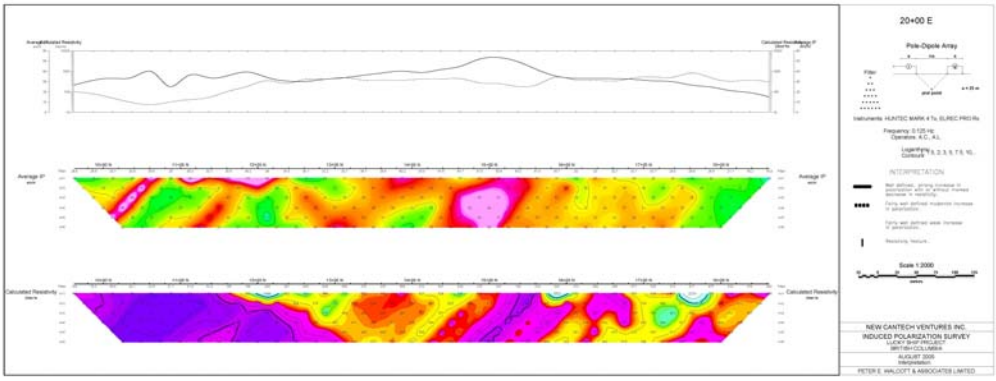
20+00 E
Pole-Dipole Array
INTERPRETATION
Scale 1:2000
NEW CANTECH VENTURES INC.
INDUCED POLARIZATION SURVEY
LUCKY SHIP PROJECT
BRITISH COLUMBIA
AUGUST 2005
Interpretation
PETER E. WALCOTT & ASSOCIATES LIMITED

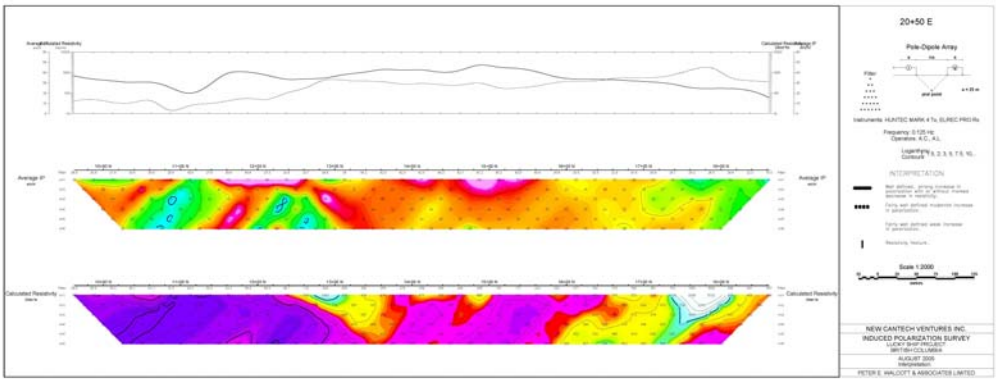
20+50 E
Pole-Dipole Array
INTERPRETATION
Scale 1:2000
NEW CANTECH VENTURES INC.
INDUCED POLARIZATION SURVEY
LUCKY SHIP PROJECT
BRITISH COLUMBIA
AUGUST 2005
Interpretation
PETER E. WALCOTT & ASSOCIATES LIMITED

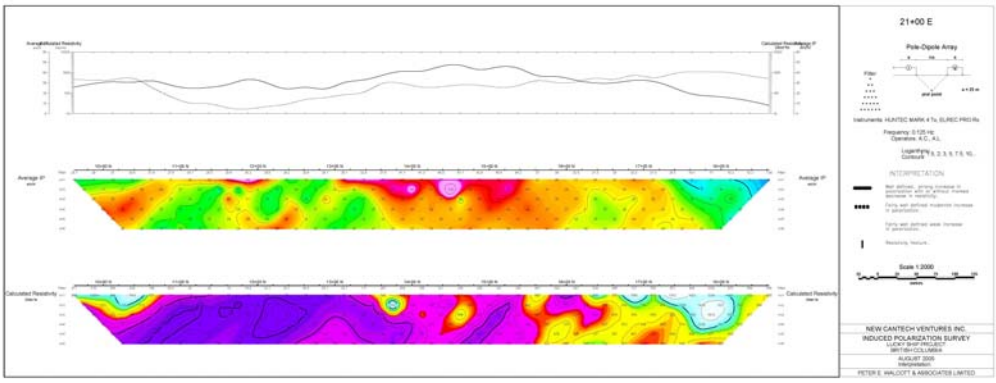
21+00 E
Pole-Dipole Array
INTERPRETATION
Scale 1:2000
NEW CANTECH VENTURES INC.
INDUCED POLARIZATION SURVEY
LUCKY SHIP PROJECT
BRITISH COLUMBIA
AUGUST 2005
Interpretation
PETER E. WALCOTT & ASSOCIATES LIMITED

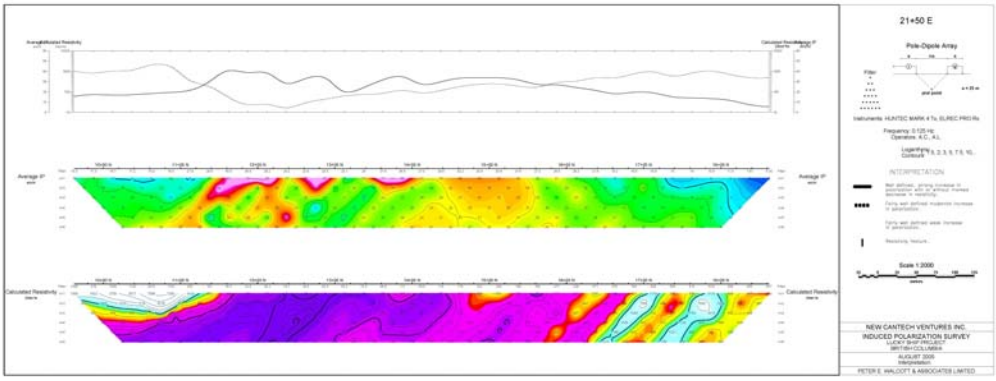
21+50 E
Pole-Dipole Array
Instruments: HUNTEC MARK 4 Tx, ELREC PRO Rx
Frequency: 0.125 Hz
Operators: A.C., A.L.
Logarithmic Contours: 1, 2, 3, 5, 7.5, 10...
INTERPRETATION
Well defined, strong increase in polarization with or without marked decrease in resistivity.
Fairly well defined moderate increase in polarization.
Fairly well defined weak increase in polarization.
Resistivity feature.
Scale 1:2000
metres
NEW CANTECH VENTURES INC.
INDUCED POLARIZATION SURVEY
LUCKY SHIP PROJECT
BRITISH COLUMBIA
AUGUST 2005
Interpretation:
PETER E. WALCOTT & ASSOCIATES LIMITED

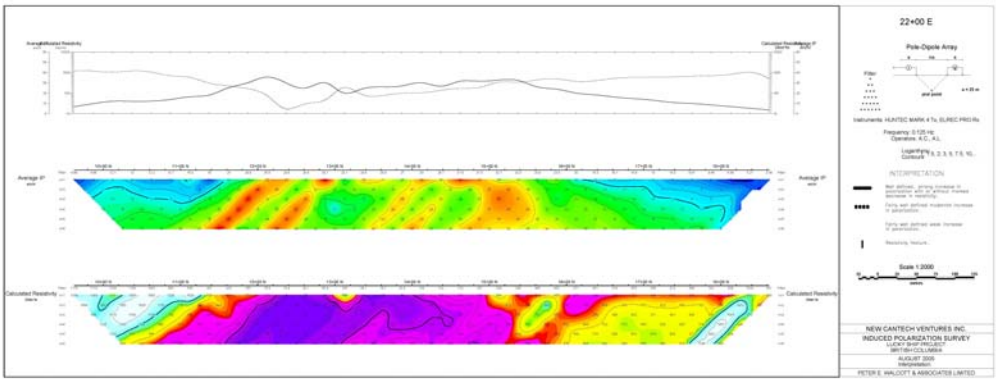
22+00 E
Pole-Dipole Array
Instruments: HUNTEC MARK 4 Tx, ELREC PRO Rx
Frequency: 0.125 Hz
Operators: A.C., A.L.
Logarithmic Contours: 1, 2, 3, 5, 7.5, 10...
INTERPRETATION
Well defined, strong increase in polarization with or without marked decrease in resistivity.
Fairly well defined moderate increase in polarization.
Fairly well defined weak increase in polarization.
Resistivity feature.
Scale 1:2000
metres
NEW CANTECH VENTURES INC.
INDUCED POLARIZATION SURVEY
LUCKY SHIP PROJECT
BRITISH COLUMBIA
AUGUST 2005
Interpretation:
PETER E. WALCOTT & ASSOCIATES LIMITED

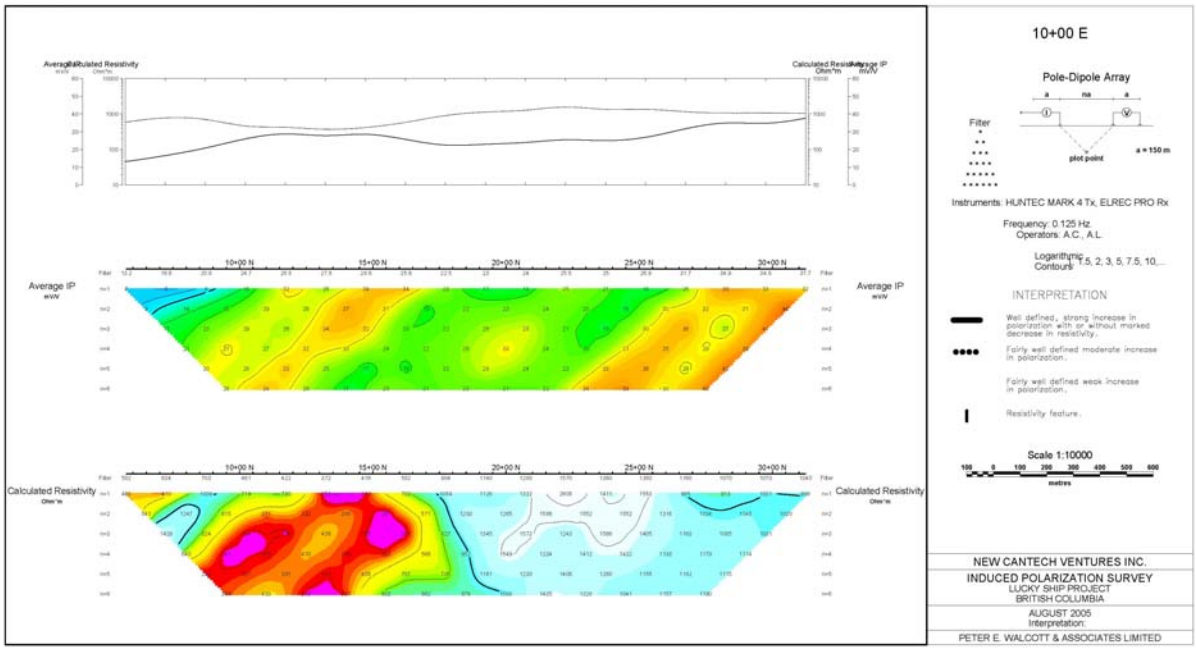
10+00 E
Pole-Dipole Array
Filter
a
na
a
plot point
a = 150 m
Instruments: HUNTEC MARK 4 Tx, ELREC PRO Rx
Frequency: 0.125 Hz
Operators: A.C., A.L.
Logarithmic Contours: 1, 2, 3, 5, 7.5, 10,...
INTERPRETATION
Well defined, strong increase in polarization with or without marked decrease in resistivity.
Fairly well defined moderate increase in polarization.
Fairly well defined weak increase in polarization.
Resistivity feature.
Scale 1:10000
metres
NEW CANTECH VENTURES INC.
INDUCED POLARIZATION SURVEY
LUCKY SHIP PROJECT
BRITISH COLUMBIA
AUGUST 2005
Interpretation:
PETER E. WALCOTT & ASSOCIATES LIMITED
Average Calculated Resistivity
Ohm*m
Calculated Resistivity
Ohm*m
Average IP
mV/V
10+00 N
15+00 N
20+00 N
25+00 N
30+00 N
Filter
Average IP
mV/V
Calculated Resistivity
Ohm*m

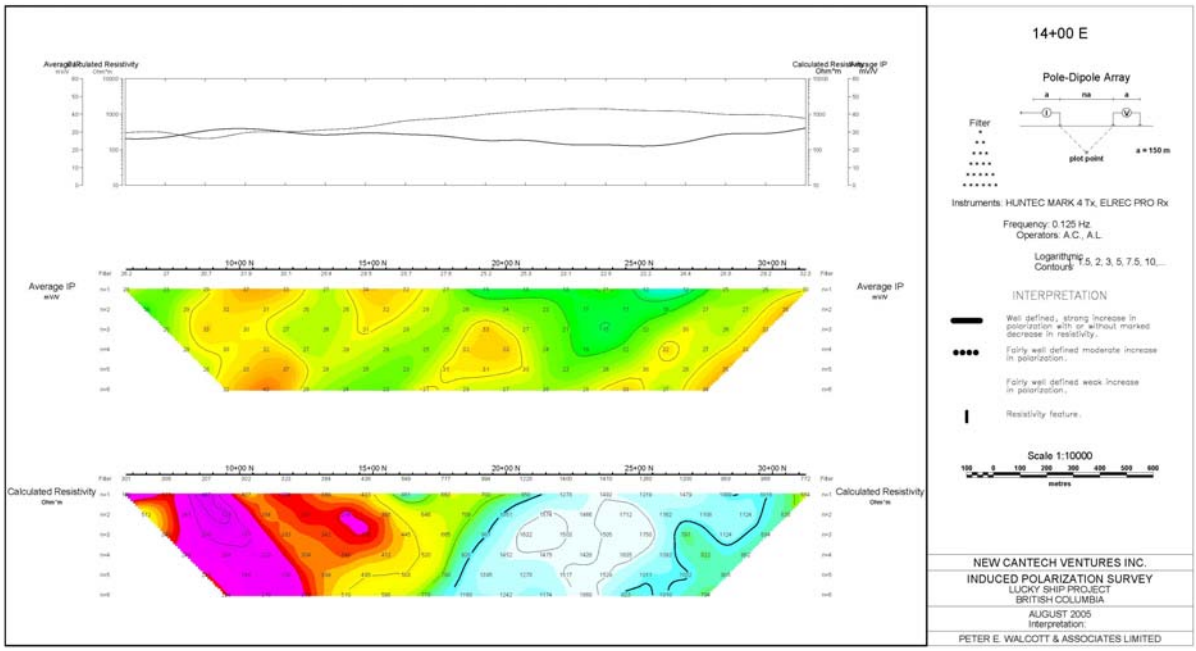
14+00 E
Pole-Dipole Array
Filter
a = 150 m
plot point
Instruments: HUNTEC MARK 4 Tx, ELREC PRO Rx
Frequency: 0.125 Hz
Operators: A.C., A.L.
Logarithmic Contours: 1, 1.5, 2, 3, 5, 7.5, 10,...
INTERPRETATION
Well defined, strong increase in polarization with or without marked decrease in resistivity.
Fairly well defined moderate increase in polarization.
Fairly well defined weak increase in polarization.
Resistivity feature.
Scale 1:10000
metres
Average IP
Calculated Resistivity
10+00 N
15+00 N
20+00 N
25+00 N
30+00 N
NEW CANTECH VENTURES INC.
INDUCED POLARIZATION SURVEY
LUCKY SHIP PROJECT
BRITISH COLUMBIA
AUGUST 2005
Interpretation:
PETER E. WALCOTT & ASSOCIATES LIMITED

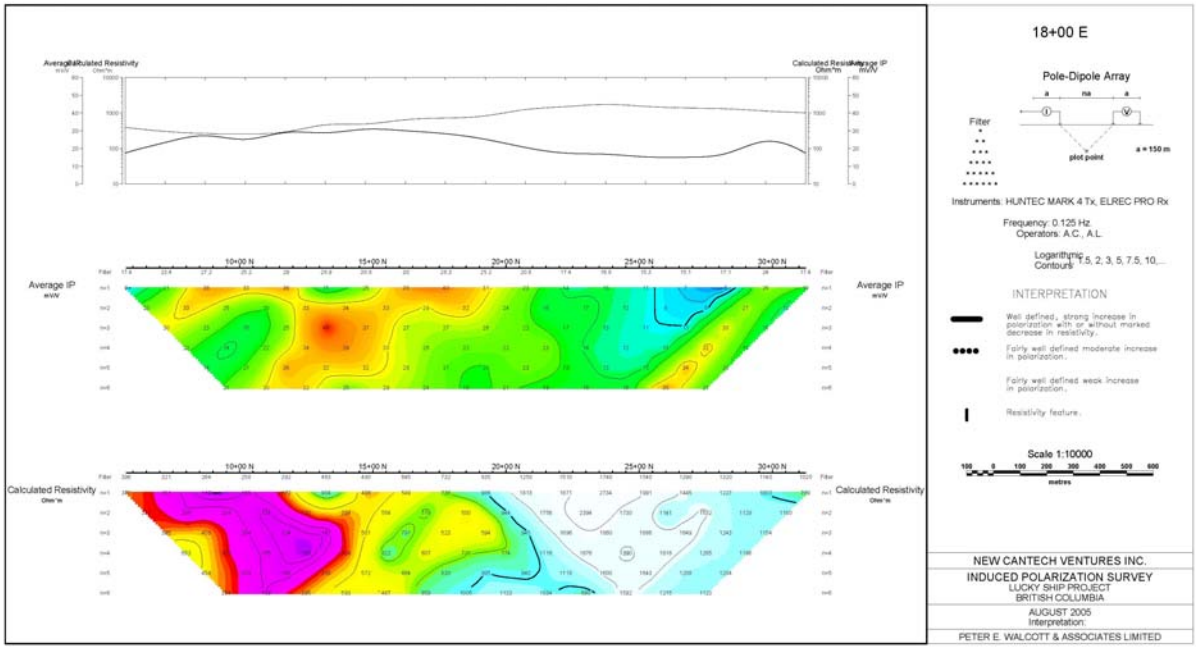
18+00 E
Pole-Dipole Array
Filter
a = 150 m
plot point
Instruments: HUNTEC MARK 4 Tx, ELREC PRO Rx
Frequency: 0.125 Hz
Operators: A.C., A.L.
Logarithmic Contours: 1, 1.5, 2, 3, 5, 7.5, 10,...
INTERPRETATION
Well defined, strong increase in polarization with or without marked decrease in resistivity.
Fairly well defined moderate increase in polarization.
Fairly well defined weak increase in polarization.
Resistivity feature.
Scale 1:10000
metres
Average IP
Calculated Resistivity
10+00 N
15+00 N
20+00 N
25+00 N
30+00 N
NEW CANTECH VENTURES INC.
INDUCED POLARIZATION SURVEY
LUCKY SHIP PROJECT
BRITISH COLUMBIA
AUGUST 2005
Interpretation:
PETER E. WALCOTT & ASSOCIATES LIMITED

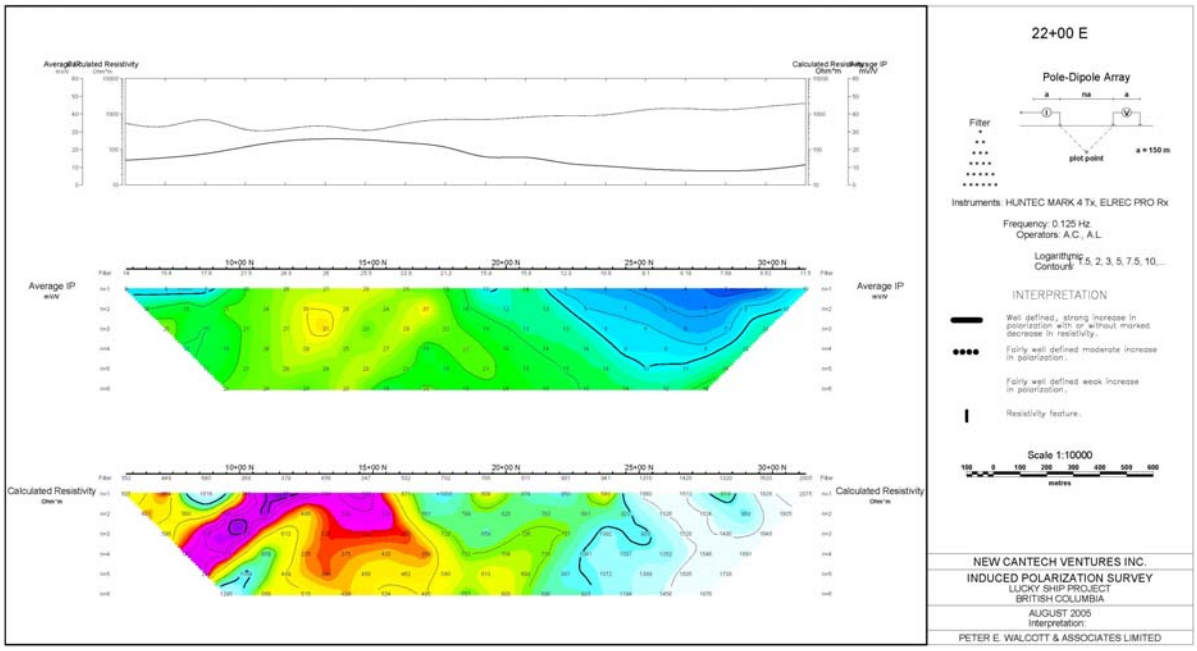
22+00 E
Pole-Dipole Array
Filter
plot point
a = 150 m
Instruments: HUNTEC MARK 4 Tx, ELREC PRO Rx
Frequency: 0.125 Hz
Operators: A.C., A.L.
Logarithmic Contours: 1, 1.5, 2, 3, 5, 7.5, 10,...
INTERPRETATION
Well defined, strong increase in polarization with or without marked decrease in resistivity.
Fairly well defined moderate increase in polarization.
Fairly well defined weak increase in polarization.
Resistivity feature.
Scale 1:10000
metres
Average IP
mV/V
Calculated Resistivity
Ohm*m
10+00 N
15+00 N
20+00 N
25+00 N
30+00 N
NEW CANTECH VENTURES INC.
INDUCED POLARIZATION SURVEY
LUCKY SHIP PROJECT
BRITISH COLUMBIA
AUGUST 2005
Interpretation:
PETER E. WALCOTT & ASSOCIATES LIMITED

Graphic log lithology codes

Code	Description
ALT	altered zone
BRXX	heterolithic breccia
CGLM-QFP	mixed pebble conglomerate and quartz-feldspar porphyry
CNGL	volcanic conglomerate
DYKE	basalt dyke
FAULT	fault zone
FBRH	flow banded rhyolite
FP	feldspar porphyry
GRPP	granite porphyry
HRFL	hornfels
LPTF	lapilli tuff
OB	casing
QFP	quartz-feldspar porphyry
QFPB	quartz-feldspar porphyry breccia
SED	fine-grained sedimentary rock
SILC	high silica zone
SLST	siltstone
TUFF	tuff
WCKE	wacke
XLTF	crystal tuff

LS05-24

Segment Start Depth :0.00

Segment End Depth :100.56

Depth At	Lith	Sample	Start	End	Mo %	Elevation
10	OB					1038
	TUFF					
20	TUFF	34101	13	16	0.086	1031
		34102	16	18	0.088	
		34103	18	20	0.082	
		34104	20	22	0.059	
		34105	22	24	0.083	
		34106	24	26	0.085	
		34107	26	28	0.066	
30		34108	28	30	0.144	1024
		34109	30	32	0.149	
40	TUFF	34110	32	34	0.052	1016
		34111	34	36	0.081	
		34112	36	38	0.062	
		34113	38	40	0.058	
		34114	40	42	0.045	
		34115	42	44	0.046	
50		34116	44	46	0.163	1009
		34117	46	48	0.109	
		34118	48	50	0.088	
		34119	50	52	0.057	
		34120	52	54	0.078	
60	LPTF	34121	54	56	0.084	1002
		34122	56	58	0.124	
		34123	58	60	0.088	
		34124	60	62	0.08	
		34125	62	64	0.086	
		34126	64	66	0.068	
		34127	66	68	0.045	
70	FP	34128	68	70	0.078	994
	LPTF	34129	70	72	0.098	
	FP	34130	72	74	0.073	
		34131	74	76	0.042	
80	LPTF	34132	76	78	0.057	987
		34133	78	80	0.063	
		34134	80	82	0.106	
		34135	82	84	0.052	
		34136	84	86	0.041	
		34137	86	88	0.045	
90		34138	88	90	0.053	980
		34139	90	92	0.036	
	LPTF	34140	92	94	0.027	
		34141	94	96	0.027	
		34142	96	98	0.068	
100	XLTF	34143	98	100	0.023	972
		34144	100	102	0.034	

Scale 1:500

05/04/06

13:37:09

LS05-24

Segment Start Depth :100.00

Segment End Depth :200.56

Depth At	Lith	Sample	Start	End	Mo %	Elevation
	XLTF	34144	100	102	0.034	
		34145	102	104	0.038	
		34146	104	106	0.031	
		34147	106	108	0.036	
		34148	108	110	0.032	
110		34149	110	112	0.045	965
		34150	112	114	0.034	
	FBRH	34151	114	116	0.032	
		34152	116	118	0.011	
120		34153	118	120	0.029	958
		34154	120	122	0.017	
130						950
140						943
150						936
160						928
170						921
180						914
190						907
200						899

Scale 1:500

05/09/06

08:33:30

LS05-25

Segment Start Depth :0.00

Segment End Depth :100.56

Depth At	Lith	Sample	Start	End	Mo %	Elevation
10	OB					1044
20	BRXX	34155	10	13	0.004	
		34156	13	15	0.015	
		34157	15	17	0.016	
		34158	17	19	0.015	
		34159	19	21	0.042	1037
		34160	21	23	0.029	
		34161	23	25	0.014	
		34162	25	27	0.005	
		34163	27	29	0.003	
30		34164	29	31	0.036	1030
		34165	31	33	0.062	
		34166	33	35	0.037	
		34167	35	37	0.053	
		34168	37	39	0.017	
40		34169	39	41	0.105	1023
		34170	41	43	0.017	
		34171	43	45	0.022	
		34172	45	47	0.021	
		34173	47	49	0.051	
50	QFP	34174	49	51	0.016	1016
		34175	51	53	0.013	
		34176	53	55	0.014	
		34177	55	57	0.018	
		34178	57	59	0.021	
60		34179	59	61	0.025	1009
		34180	61	63	0.043	
		34181	63	65	0.01	
		34182	65	67	0.01	
		34183	67	69	0.021	
70		34184	69	71	0.008	1002
	QFPB	34185	71	73	0.025	
		34186	73	75	0.013	
		34187	75	77	0.064	
		34188	77	79	0.009	
80		34189	79	81	0.004	995
		34190	81	83	0.02	
		34191	83	85	0.017	
		34192	85	87	0.022	
		34193	87	89	0.015	
90	QFPB	34194	89	91	0.028	988
		34195	91	93	0.01	
		34196	93	95	0.012	
		34197	95	97	0.012	
		34198	97	99	0.006	
100		34199	99	100	0.005	981

Scale 1:500

05/04/06

13:40:22

LS05-25

Segment Start Depth :100.00

Segment End Depth :200.56

Depth At	Lith		Sample	Start	End	Mo %		Elevation
	QFPB		34199	99	100	0.005	0.03 0.06 0.09 0.12 0.15 0.18 0.21 0.24 0.27	
110								974
120								967
130								960
140								953
150								945
160								938
170								931
180								924
190								917
200								910

Scale 1:500

05/09/06

08:34:12

LS05-26

Segment Start Depth :0.00

Segment End Depth :100.56

Depth At	Lith	Sample	Start	End	Mo %	Elevation
10	OB					1041
	GRPP					
20	TUFF	349008	17	19	0.071	1034
		349009	19	21	0.083	
	GRPP	349011	21	23	0.057	
		349012	23	25	0.093	
30	LPTF	349013	25	27	0.047	1027
		349014	27	29	0.1	
		349015	29	31	0.105	
		349016	31	33	0.038	
		349017	33	35	0.063	
		349018	35	37	0.035	
40	QFP	349019	37	39	0.031	1020
		349020	39	41	0.031	
		349021	41	43	0.047	
		349022	43	45	0.053	
		349023	45	47	0.06	
		349024	47	49	0.072	
50		349025	49	51	0.026	1013
		349026	51	53	0.063	
	LPTF	349027	53	55	0.032	
		349028	55	57	0.031	
		349029	57	59	0.035	
60	LPTF	349031	59	61	0.06	1006
		349032	61	63	0.06	
		349033	63	65	0.021	
		349034	65	67	0.077	
		349035	67	69	0.068	
70		349036	69	71	0.071	999
		349037	71	73	0.047	
		349038	73	75	0.031	
		349039	75	77	0.035	
		349040	77	79	0.019	
80	TUFF	349041	79	81	0.05	992
		349042	81	83	0.041	
	TUFF	349043	83	85	0.048	
		349044	85	87	0.058	
		349045	87	89	0.035	
90		349046	89	91	0.03	985
	LPTF	349047	91	93	0.028	
		349048	93	95	0.026	
		349049	95	97	0.017	
		349051	97	99	0.009	
100		349052	99	101	0.012	978

Scale 1:500 | 05/04/06 | 15:05:40

LS05-26

Segment Start Depth :100.00

Segment End Depth :200.56

Depth At	Lith	Sample	Start	End	Mo %	Elevation
	LPTF	349052	99	101	0.012	
		349053	101	103	0.019	
		349054	103	105	0.016	
		349055	105	107	0.013	
		349056	107	109	0.036	
110	TUFF	349057	109	111	0.021	971
	TUFF	349058	111	113	0.022	
120						964
130						957
140						950
150						942
160						935
170						928
180						921
190						914
200						907

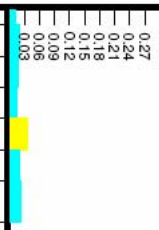

Scale 1:500

05/09/06

08:34:43

LS05-27

Segment Start Depth :0.00

Segment End Depth :100.56

Depth At	Lith	Sample	Start	End	Mo %	Elevation
10	OB					1055
	SED	34200	11	13	0.013	
		348701	13	15	0.019	
		348702	15	17	0.01	
		348703	17	19	0.016	
20	QFP	348704	19	21	0.015	1048
		348705	21	23	0.008	
	SED	348706	23	25	0.011	
	SED	348707	25	27	0.016	
		348708	27	29	0.009	
30		348709	29	31	0.004	1041
	SED	348710	31	33	0.007	
		348711	33	35	0.008	
		348712	35	37	0.012	
		348713	37	39	0.007	
40		348714	39	41	0.013	1034
		348715	41	43	0.02	
		348716	43	45	0.011	
	QFP	348717	45	47	0.008	
		348718	47	49	0.018	
50		348719	49	51	0.014	1027
		348720	51	53	0.022	
	SLST	348721	53	55	0.005	
		348722	55	57	0.005	
		348723	57	59	0.003	
60		348724	59	61	0.003	1020
		348725	61	63	0.016	
		348726	63	65	0.003	
		348727	65	67	0.006	
		348728	67	69	0.005	
70		348729	69	71	0.004	1013
		348730	71	73	0.002	
		348731	73	75	0.006	
		348732	75	77	0.002	
		348733	77	79	0.004	
80		348734	79	81	0.007	1006
90						999
100						992

Mo % scale: 0.03, 0.06, 0.09, 0.12, 0.15, 0.18, 0.21, 0.24, 0.27

Scale 1:500 | 05/04/06 | 15:07:21

LS05-28

Segment Start Depth :0.00

Segment End Depth :100.56

Depth At	Lith	Sample	Start	End	Mo %	Elevation
	OB					
10	QFP	348736	9	11	0.024	1095
		348737	11	13	0.013	
		348738	13	15	0.067	
		348739	15	17	0.169	
		348740	17	19	0.024	
20		348741	19	21	0.026	1088
		348742	21	23	0.036	
		348743	23	25	0.037	
		348744	25	27	0.022	
		348745	27	29	0.028	
30		348746	29	31	0.019	1081
		348747	31	33	0.041	
		348748	33	35	0.044	
		348749	35	37	0.028	
		348750	37	39	0.045	
40		348751	39	41	0.085	1074
		348752	41	43	0.047	
		348753	43	45	0.137	
		348754	45	47	0.04	
		348755	47	49	0.039	
50		348756	49	51	0.041	1067
		348757	51	53	0.051	
		348758	53	55	0.041	
		348759	55	57	0.098	
		348760	57	59	0.116	
60		348762	59	61	0.142	1060
		348763	61	63	0.059	
		348764	63	65	0.155	
		348765	65	67	0.107	
		348766	67	69	0.086	
70		348767	69	71	0.071	1053
		348768	71	73	0.04	
		348769	73	75	0.116	
		348770	75	77	0.079	
		348771	77	79	0.111	
80		348772	79	81	0.099	1046
		348773	81	83	0.114	
		348774	83	85	0.168	
		348775	85	87	0.134	
	QFP	348776	87	89	0.047	
90		348777	89	91	0.036	1039
		348778	91	93	0.065	
	CGLM-QFP	348779	93	95	0.064	
	QFP	348780	95	97	0.064	
		348782	97	99	0.133	
100	CGLM-QFP	348783	99	101	0.163	1032

Scale 1:500

05/04/06

15:07:57

LS05-28

Segment Start Depth :100.00

Segment End Depth :200.56

Depth At	Lith	Sample	Start	End	Mo %	Elevation
		348783	99	101	0.163	
		348784	101	103	0.027	
		348785	103	105	0.094	
		348786	105	107	0.08	
		348787	107	109	0.161	
110		348788	109	111	0.565	1025
		348789	111	113	0.043	
		348790	113	115	0.047	
		348791	115	117	0.08	
		348792	117	119	0.112	
120		348793	119	121	0.06	1018
		348794	121	123	0.129	
		348795	123	125	0.145	
		348796	125	127	0.335	
		348797	127	129	0.043	
130		348798	129	131	0.057	1011
		348799	131	133	0.068	
		348800	133	135	0.11	
		348801	135	137	0.176	
		348802	137	139	0.05	
140	CGLM-QFP	348803	139	141	0.221	1004
		348804	141	143	0.092	
		348806	143	145	0.194	
		348807	145	147	0.035	
		348808	147	149	0.158	
150		348809	149	151	0.034	996
		348810	151	153	0.052	
		348811	153	155	0.033	
		348812	155	157	0.092	
		348813	157	159	0.036	
160		348814	159	161	0.087	989
		348815	161	163	0.04	
		348816	163	165	0.08	
		348817	165	167	0.087	
		348818	167	169	0.031	
170		348819	169	171	0.062	982
		348820	171	173	0.022	
		348821	173	175	0.056	
		348822	175	177	0.068	
		348823	177	178	0.023	
180						975
190						968
200						961

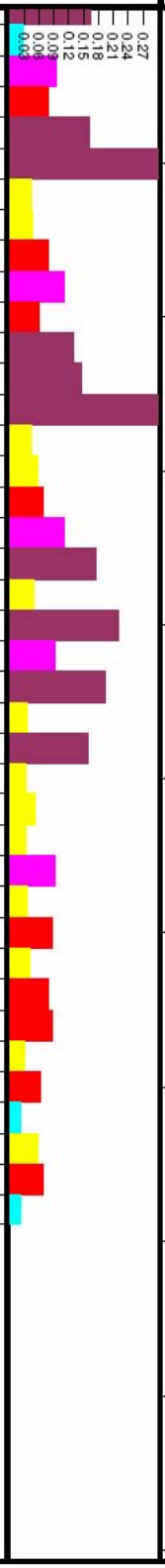

Scale 1:500

05/09/06

08:35:06

LS05-29

Segment Start Depth :0.00

Segment End Depth :100.56

Depth At	Lith	Sample	Start	End	Mo %	Elevation
	OB					
10	QFP	348824	7	10	0.007	1130
		348825	10	12	0.013	
		348827	12	14	0.01	
		348828	14	16	0.024	
		348829	16	18	0.016	
20		348830	18	20	0.009	1123
		348831	20	22	0.019	
		348832	22	24	0.008	
		348833	24	26	0.01	
		348834	26	28	0.007	
30		348835	28	30	0.013	1116
		348836	30	32	0.02	
		348837	32	34	0.018	
		348838	34	36	0.021	
		348839	36	38	0.022	
40		348840	38	40	0.016	1109
		348841	40	42	0.017	
		348842	42	44	0.018	
		348843	44	46	0.014	
		348844	46	48	0.024	
50		348845	48	50	0.023	1102
		348846	50	52	0.009	
		348848	52	54	0.02	
		348849	54	56	0.027	
		348850	56	58	0.098	
60		348851	58	60	0.023	1095
		348852	60	62	0.018	
		348853	62	64	0.015	
		348854	64	66	0.01	
		348855	66	68	0.059	
70		348856	68	70	0.031	1088
		348857	70	72	0.015	
		348858	72	74	0.028	
		348859	74	76	0.012	
		348860	76	78	0.016	
80		348861	78	80	0.007	1081
		348862	80	82	0.014	
		348863	82	84	0.023	
		348864	84	86	0.015	
		348865	86	88	0.018	
90		348867	88	90	0.01	1074
		348868	90	92	0.052	
		348869	92	94	0.018	
		348870	94	96	0.021	
		348871	96	98	0.054	
100		348872	98	100	0.029	1067
		348873	100	102	0.031	

Mo % scale: 0.03, 0.06, 0.09, 0.12, 0.15, 0.18, 0.21, 0.24, 0.27

Scale 1:500 | 05/04/06 | 15:08:19

LS05-29

Segment Start Depth :100.00

Segment End Depth :200.56

Depth At	Lith	Sample	Start	End	Mo %
	QFP	348873	100	102	0.031
		348874	102	104	0.04
		348875	104	106	0.028
		348876	106	108	0.016
		348877	108	110	0.018
110		348878	110	112	0.019
		348879	112	114	0.019
		348880	114	116	0.037
		348881	116	118	0.225
		348882	118	120	0.145
120		348883	120	122	0.062
		348884	122	124	0.094
		348885	124	126	0.123
		348886	126	128	0.057
		348887	128	130	0.026
130		348889	130	132	0.07
		348890	132	134	0.039
		348891	134	136	0.058
		348892	136	138	0.035
		348893	138	140	0.042
140		348894	140	142	0.036
		348895	142	144	0.039
		348896	144	146	0.05
		348897	146	148	0.035
		348898	148	150	0.102
150		348899	150	152	0.062
		348900	152	154	0.078
		348901	154	156	0.059
		348902	156	158	0.045
		348903	158	160	0.034
160		348904	160	162	0.142
		348905	162	164	0.201
		348906	164	166	0.038
		348907	166	168	0.062
		348908	168	170	0.039
170		348909	170	172	0.05
		348911	172	174	0.138
		348912	174	176	0.167
		348913	176	178	0.028
		348914	178	180	0.038
180		348915	180	182	0.031
		348916	182	184	0.024
		348917	184	186	0.03
		348918	186	188	0.056
190					
200					



Elevation
1060
1053
1046
1039
1031
1024
1017
1010
1003
996

Scale 1:500 | 05/09/06 | 15:12:32

LS05-30

Segment Start Depth :0.00

Segment End Depth :100.56

Depth At	Lith	Sample	Start	End	Mo %	Elevation
	OB					
	QFP	348919	3	5	0.001	
		348920	5	7	0.002	
		348921	7	9	0.001	
10		348922	9	11	0.008	1135
		348923	11	13	0.025	
		348924	13	15	0.015	
		348925	15	17	0.01	
		348926	17	19	0.007	
20		348927	19	21	0.003	1128
		348928	21	23	0.005	
		348929	23	25	0.003	
		348931	25	27	0.018	
		348932	27	29	0.034	
30		348933	29	31	0.014	1121
	QFP	348934	31	33	0.041	
		348935	33	35	0.134	
		348936	35	37	0.422	
		348937	37	39	0.03	
40		348938	39	41	0.061	1114
	QFP	348939	41	43	0.02	
		348940	43	45	0.11	
		348941	45	47	0.053	
		348942	47	49	0.043	
50		348943	49	51	0.044	1107
		348944	51	53	0.038	
		348945	53	55	0.044	
		348946	55	57	0.052	
		348947	57	59	0.086	
60		348948	59	61	0.083	1100
		348949	61	63	0.076	
		348951	63	65	0.177	
		348952	65	67	0.082	
		348953	67	69	0.082	
70		348954	69	71	0.077	1093
		348955	71	73	0.079	
		348956	73	75	0.09	
		348957	75	77	0.108	
		348958	77	79	0.176	
80		348959	79	81	0.061	1086
		348960	81	83	0.079	
		348961	83	85	0.114	
		348962	85	87	0.383	
		348963	87	89	0.052	
90		348964	89	91	0.043	1079
		348965	91	93	0.062	
		348966	93	95	0.103	
		348967	95	97	0.058	
		348968	97	99	0.085	
100		348969	99	101	0.081	1072



Scale 1:500

05/04/06

15:09:29

LS05-30

Segment Start Depth :100.00

Segment End Depth :200.56

Depth At	Lith	Sample	Start	End	Mo %	Elevation
	QFP	348969	99	101	0.081	
		348971	101	103	0.123	
		348972	103	105	0.089	
		348973	105	107	0.214	
		348974	107	109	0.045	
110		348975	109	111	0.109	1065
		348976	111	113	0.045	
		348977	113	115	0.079	
		348978	115	117	0.188	
		348979	117	119	0.066	
120		348980	119	121	0.073	1058
		348981	121	123	0.058	
		348982	123	125	0.042	
		348983	125	127	0.111	
		348984	127	129	0.071	
130		348985	129	131	0.138	1051
		348986	131	133	0.124	
		348987	133	135	0.08	
		348988	135	137	0.058	
		348989	137	139	0.064	
140		348991	139	141	0.034	1044
		348992	141	143	0.182	
		348993	143	145	0.035	
		348994	145	147	0.041	
		348995	147	149	0.069	
150		348996	149	151	0.061	1036
		348997	151	153	0.048	
		348998	153	155	0.173	
		348999	155	157	0.063	
		349000	157	159	0.144	
160		349001	159	161	0.061	1029
		349002	161	163	0.081	
		349003	163	165	0.064	
		349004	165	167	0.096	
		349005	167	169	0.062	
170		349006	169	171	0.058	1022
		349007	171	172	0.069	
	QFP	616951	172	175	0.092	
		616952	175	177	0.049	
		616953	177	179	0.054	
180		616954	179	181	0.07	1015
		616955	181	183	0.055	
		616956	183	185	0.039	
		616957	185	187	0.05	
	QFPB	616958	187	189	0.079	
190		616959	189	191	0.058	1008
		616960	191	193	0.129	
	ALT	616961	193	195	0.071	
	TUFF	616962	195	197	0.071	
	QFP	616963	197	199	0.048	
200		616964	199	201	0.059	1001



Scale 1:500

05/09/06

08:35:53

LS05-30

Segment Start Depth :200.00

Segment End Depth :300.56

Depth At	Lith	Sample	Start	End	Mo %	Elevation
	TUFF	616964	199	201	0.059	
		616965	201	203	0.066	
		616966	203	205	0.063	
		616967	205	207	0.065	
		616968	207	209	0.053	
210	QFP	616969	209	211	0.062	995
		616970	211	213	0.107	
		616971	213	215	0.16	
		616972	215	217	0.101	
		616974	217	219	0.268	
220	TUFF	616975	219	221	0.054	988
		616976	221	223	0.087	
		616977	223	225	0.097	
		616978	225	227	0.329	
		616979	227	229	0.13	
230		616980	229	231	0.152	981
		616981	231	233	0.098	
		616982	233	235	0.171	
		616983	235	237	0.073	
		616984	237	239	0.184	
240		616985	239	241	0.111	975
		616986	241	243	0.106	
		616988	243	245	0.109	
		616989	245	247	0.056	
		616990	247	249	0.042	
250		616991	249	251	0.067	968
		616992	251	253	0.038	
		616993	253	255	0.1	
	QFPB	616994	255	257	0.089	
		616995	257	259	0.068	
260		616996	259	261	0.151	962
		616997	261	263	0.112	
		616998	263	265	0.12	
		616999	265	267	0.149	
	TUFF	617000	267	269	0.039	
270		617001	269	271	0.045	956
		617002	271	273	0.029	
		617003	273	275	0.101	
		617004	275	277	0.095	
		617006	277	279	0.053	
280		617007	279	281	0.097	949
		617008	281	283	0.053	
		617009	283	285	0.076	
	GRPP	617010	285	287	0.05	
		617011	287	289	0.042	
290		617012	289	291	0.095	943
		617013	291	293	0.029	
	TUFF	617014	293	295	0.038	
		617015	295	297	0.073	
		617016	297	299	0.08	
300		617017	299	301	0.08	937



Scale 1:500

05/09/06

08:39:18

LS05-30

Segment Start Depth :300.00

Segment End Depth :400.56

Depth At	Lith	Sample	Start	End	Mo %	Elevation
	TUFF	617017	299	301	0.08	
		617018	301	303	0.039	
		617019	303	305	0.051	
		617020	305	307	0.087	
		617021	307	309	0.047	
310	QFPB	617022	309	311	0.023	931
		617023	311	313	0.046	
		617024	313	315	0.039	
		617025	315	317	0.035	
		617026	317	319	0.125	
320		617027	319	321	0.082	925
		617029	321	323	0.218	
		617030	323	325	0.017	
		617031	325	327	0.025	
		617032	327	329	0.028	
330		617033	329	331	0.02	919
		617034	331	333	0.035	
		617035	333	335	0.057	
		617036	335	337	0.047	
		617037	337	339	0.093	
340		617038	339	341	0.038	912
		617039	341	343	0.029	
		617040	343	345	0.016	
		617041	345	347	0.012	
		617042	347	349	0.025	
350		617043	349	351	0.013	906
		617044	351	353	0.023	
		617045	353	355	0.048	
		617046	355	357	0.047	
		617048	357	359	0.022	
360		617049	359	361	0.053	900
		617050	361	363	0.03	
		617051	363	365	0.028	
		617052	365	367	0.016	
		617053	367	369	0.049	
370		617054	369	371	0.058	894
		617055	371	373	0.077	
		617056	373	375	0.01	
		617057	375	377	0.009	
		617058	377	379	0.018	
380		617059	379	381	0.018	888
		617060	381	383	0.018	
		617061	383	385	0.024	
		617062	385	387	0.011	
		617063	387	389	0.021	
390		617064	389	391	0.041	882
		617065	391	393	0.011	
		617066	393	395	0.039	
400						875



Scale 1:500

05/09/06

08:39:57

LS05-31

Segment Start Depth :0.00

Segment End Depth :100.56

Depth At	Lith	Sample	Start	End	Mo %	Elevation
	OB					
		349059	1	4	0.013	
		349060	4	6	0.026	
		349061	6	8	0.049	
		349062	8	10	0.123	
10		349063	10	12	0.056	1132
		349064	12	14	0.099	
		349065	14	16	0.201	
		349066	16	18	0.142	
		349067	18	20	0.281	
20		349068	20	22	0.193	1125
		349069	22	24	0.221	
		349071	24	26	0.685	
		349072	26	28	0.223	
	QFP	349073	28	30	0.694	
30		349074	30	32	0.048	1118
		349075	32	34	0.136	
		349076	34	36	0.11	
		349077	36	38	0.065	
		349078	38	40	0.042	
40		349079	40	42	0.011	1111
		349080	42	44	0.03	
		349081	44	46	0.078	
		349082	46	48	0.093	
		349083	48	50	0.1	
50		349084	50	52	0.177	1104
		349085	52	54	0.101	
		349086	54	56	0.137	
		349087	56	58	0.024	
		349088	58	60	0.032	
60		349089	60	62	0.014	1097
		349091	62	64	0.007	
		349092	64	66	0.211	
	QFP	349093	66	68	0.015	
		349094	68	70	0.027	
70		349095	70	72	0.299	1090
		349096	72	74	0.026	
		349097	74	76	0.013	
		349098	76	78	0.009	
80						1083
90						1076
100						1069



Scale 1:500

05/04/06

15:10:00

LS05-32

Segment Start Depth :0.00

Segment End Depth :100.56

Depth At	Lith	Sample	Start	End	Mo %	Elevation
	OB					
10	QFP	349099	9	11	0.048	1128
		349100	11	13	0.208	
		349101	13	15	0.254	
		349102	15	17	0.175	
		349103	17	19	0.088	
20		349104	19	21	0.07	1121
		349105	21	23	0.123	
		349106	23	25	0.036	
		349107	25	27	0.054	
		349108	27	29	0.121	
30		349110	29	31	0.057	1114
		349111	31	33	0.07	
		349112	33	35	0.08	
		349113	35	37	0.062	
		349114	37	39	0.287	
40		349115	39	41	0.082	1107
		349116	41	43	0.076	
		349117	43	45	0.047	
		349118	45	47	0.026	
		349119	47	49	0.047	
50		349121	49	51	0.027	1100
		349122	51	53	0.059	
		349123	53	55	0.072	
		349124	55	57	0.029	
		349125	57	59	0.041	
60		349126	59	61	0.039	1093
		349127	61	63	0.031	
70						1086
80						1079
90						1072
100						1065

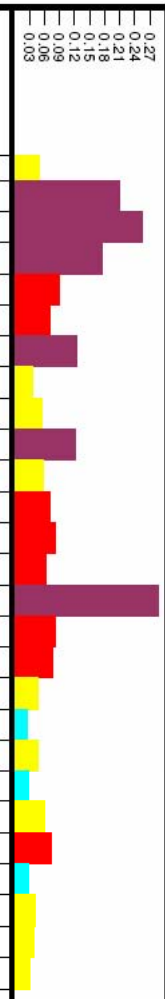

Scale 1:500

05/04/06

15:10:36

LS05-33

Segment Start Depth :0.00

Segment End Depth :100.56

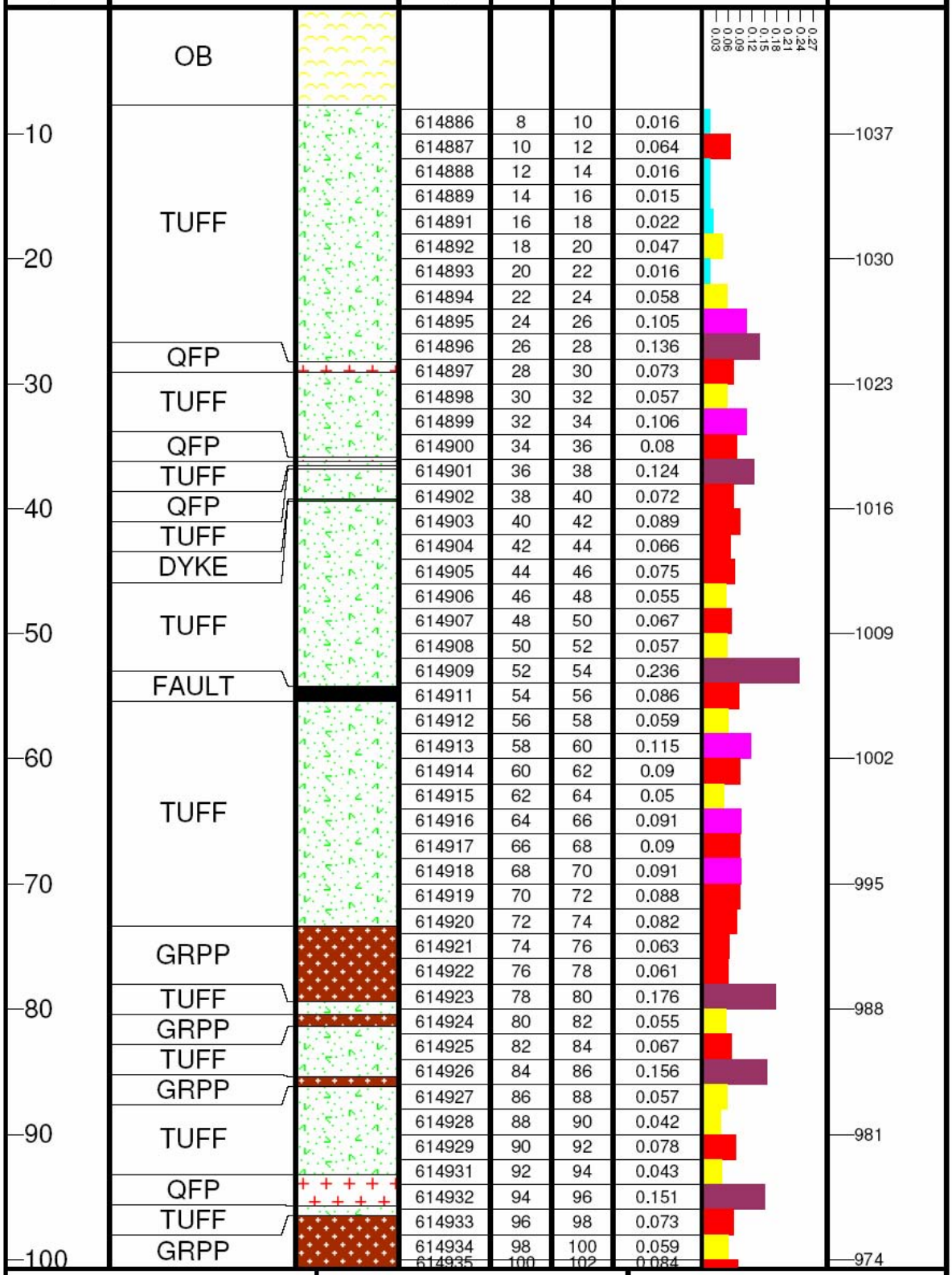

Sample	Start	End	Mo %
614886	8	10	0.016
614887	10	12	0.064
614888	12	14	0.016
614889	14	16	0.015
614891	16	18	0.022
614892	18	20	0.047
614893	20	22	0.016
614894	22	24	0.058
614895	24	26	0.105
614896	26	28	0.136
614897	28	30	0.073
614898	30	32	0.057
614899	32	34	0.106
614900	34	36	0.08
614901	36	38	0.124
614902	38	40	0.072
614903	40	42	0.089
614904	42	44	0.066
614905	44	46	0.075
614906	46	48	0.055
614907	48	50	0.067
614908	50	52	0.057
614909	52	54	0.236
614911	54	56	0.086
614912	56	58	0.059
614913	58	60	0.115
614914	60	62	0.09
614915	62	64	0.05
614916	64	66	0.091
614917	66	68	0.09
614918	68	70	0.091
614919	70	72	0.088
614920	72	74	0.082
614921	74	76	0.063
614922	76	78	0.061
614923	78	80	0.176
614924	80	82	0.055
614925	82	84	0.067
614926	84	86	0.156
614927	86	88	0.057
614928	88	90	0.042
614929	90	92	0.078
614931	92	94	0.043
614932	94	96	0.151
614933	96	98	0.073
614934	98	100	0.059
614935	100	102	0.084

Scale 1:500

05/04/06

15:10:58

LS05-33

Segment Start Depth :100.00

Segment End Depth :200.56

Depth At	Lith	Sample	Start	End	Mo %	Elevation
	GRPP	614935	100	102	0.084	
		614936	102	104	0.061	
		614937	104	106	0.063	
		614938	106	108	0.073	
110	TUFF	614939	108	110	0.089	967
		614940	110	112	0.05	
		614941	112	114	0.028	
		614942	114	116	0.029	
		614943	116	117	0.031	
120						960
130						953
140						946
150						938
160						931
170						924
180						917
190						910
200						903

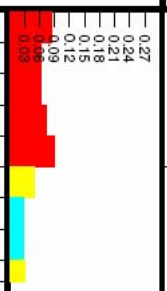

Scale 1:500

05/09/06

08:40:50

LS05-34

Segment Start Depth :0.00

Segment End Depth :100.56

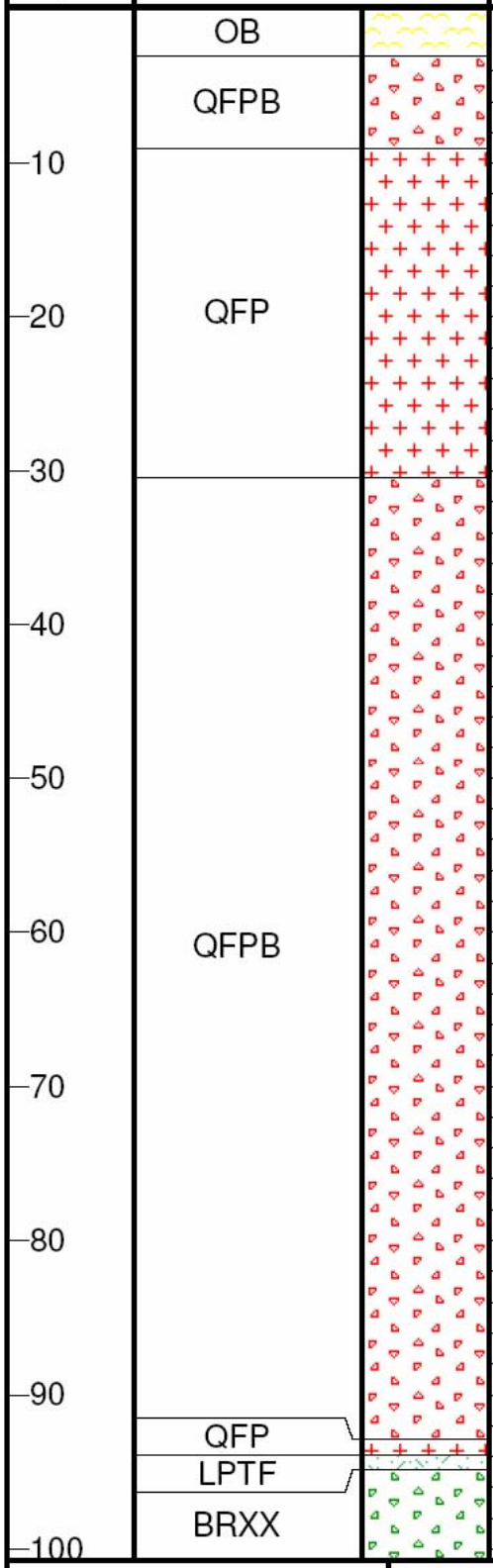

Depth At	Lith	Sample	Start	End	Mo %	Elevation
	OB					
	QFPB	349128	4	6	0.005	
		349129	6	8	0.002	
		349130	8	10	0.004	
10	QFP	349131	10	12	0.001	1120
		349132	12	14	0.003	
		349133	14	16	0.005	
		349134	16	18	0.01	
		349135	18	20	0.004	
20		349136	20	22	0.006	1113
		349137	22	24	0.007	
		349138	24	26	0.02	
		349139	26	28	0.008	
		349140	28	30	0.008	
30	QFPB	349141	30	32	0.002	1106
		349142	32	34	0.003	
		349143	34	36	0.004	
		349144	36	38	0.044	
		349145	38	40	0.014	
40		349147	40	42	0.006	1099
		349148	42	44	0.005	
		349149	44	46	0.002	
		349150	46	48	0.002	
		349151	48	50	0.001	
50		349152	50	52	0.003	1092
		349153	52	54	0.002	
		349154	54	56	0.001	
		349155	56	58	0.002	
		349156	58	60	0.005	
60		349157	60	62	0.006	1085
		349158	62	64	0.003	
		349159	64	66	0.004	
		349160	66	68	0.006	
		349161	68	70	0.008	
70		349162	70	72	0.004	1078
		349163	72	74	0.004	
		349164	74	76	0.002	
		349165	76	78	0.028	
		349166	78	80	0.008	
80		349168	80	82	0.003	1071
		349169	82	84	0.003	
		349170	84	86	0.004	
		349171	86	88	0.003	
		349172	88	90	0.003	
90		349173	90	92	0.006	1064
	QFP	349174	92	94	0.008	
	LPTF	349175	94	96	0.005	
	BRXX	349176	96	98	0.006	
		349177	98	100	0.004	
100		349178	100	102	0.009	1057

Scale 1:500

05/09/06

08:24:20

LS05-34

Segment Start Depth :100.00

Segment End Depth :200.56

Depth At	Lith	Sample	Start	End	Mo %
	BRXX	349178	100	102	0.009
		349179	102	104	0.011
		349180	104	106	0.011
		349181	106	108	0.004
		349182	108	110	0.005
		349183	110	112	0.007
		349184	112	114	0.012
		349185	114	116	0.006
		349186	116	118	0.01
		349188	118	120	0.013
		349189	120	122	0.012
	HRFL	349190	122	124	0.008
		349191	124	126	0.008
	GRPP	349192	126	128	0.011
		349193	128	130	0.013

Depth At	Elevation
110	1050
120	1043
130	1036
140	1029
150	1021
160	1014
170	1007
180	1000
190	993
200	986

Scale 1:500 | 05/09/06 | 08:41:16

LS05-35

Segment Start Depth :0.00

Segment End Depth :100.56

Depth At	Lith	Sample	Start	End	Mo %	Elevation
	OB					
	QFP	349194	3	5	0.005	
		349195	5	7	0.05	
		349196	7	9	0.012	
10		349197	9	11	0.038	1122
		349198	11	13	0.032	
		349199	13	15	0.022	
		614701	15	17	0.04	
	QFPB	614702	17	19	0.033	
20		614703	19	21	0.057	1115
	QFP	614704	21	23	0.104	
	BRXX	614705	23	25	0.039	
		614706	25	27	0.025	
	QFPB	614707	27	29	0.031	
30		614708	29	31	0.034	1108
		614709	31	33	0.028	
		614710	33	35	0.012	
		614711	35	37	0.044	
		614712	37	39	0.024	
40		614713	39	41	0.031	1101
		614714	41	43	0.016	
		614715	43	45	0.021	
		614716	45	47	0.048	
		614717	47	49	0.014	
50		614718	49	51	0.024	1094
	QFP	614719	51	53	0.025	
		614720	53	55	0.034	
		614722	55	57	0.02	
		614723	57	59	0.014	
60		614724	59	61	0.024	1087
		614725	61	63	0.031	
		614726	63	65	0.038	
	QFPB	614727	65	67	0.035	
		614728	67	69	0.027	
70		614729	69	71	0.029	1080
		614730	71	73	0.019	
		614731	73	75	0.033	
		614732	75	77	0.049	
		614733	77	79	0.069	
80		614734	79	81	0.033	1073
		614735	81	83	0.02	
		614736	83	85	0.041	
		614737	85	87	0.046	
		614738	87	89	0.033	
90		614739	89	91	0.024	1066
		614740	91	93	0.016	
		614741	93	95	0.037	
		614742	95	97	0.038	
		614743	97	99	0.037	
100		614744	99	101	0.034	1059

Mo % scale: 0.03, 0.06, 0.09, 0.12, 0.15, 0.18, 0.21, 0.24, 0.27

Scale 1:500

05/09/06

08:25:47

LS05-35

Segment Start Depth :100.00

Segment End Depth :200.56

Depth At	Lith	Sample	Start	End	Mo %	Elevation
		614744	99	101	0.034	
		614745	101	103	0.035	
		614746	103	105	0.034	
		614747	105	107	0.032	
		614748	107	109	0.025	
110		614749	109	111	0.035	1052
	QFPB	614750	111	113	0.023	
		614752	113	115	0.048	
		614753	115	117	0.039	
		614754	117	119	0.036	
120		614755	119	121	0.083	1045
		614756	121	123	0.086	
		614757	123	125	0.037	
		614758	125	127	0.033	
		614759	127	129	0.032	
130	BRXX	614760	129	131	0.054	1038
		614761	131	133	0.034	
		614762	133	135	0.021	
		614763	135	137	0.025	
	QFPB	614764	137	139	0.036	
140		614765	139	141	0.039	1031
		614766	141	143	0.059	
		614767	143	145	0.047	
		614768	145	147	0.046	
		614769	147	149	0.01	
150	LPTF	614771	149	151	0.032	1023
		614772	151	153	0.021	
	QFPB	614773	153	155	0.042	
	QFP	614774	155	157	0.063	
		614775	157	159	0.016	
160	QFPB	614776	159	161	0.032	1016
		614777	161	163	0.073	
	BRXX	614778	163	165	0.079	
		614779	165	167	0.036	
		614780	167	169	0.064	
170	QFPB	614781	169	171	0.026	1009
	LPTF	614782	171	173	0.05	
		614783	173	175	0.022	
	QFP	614784	175	177	0.015	
	BRXX	614785	177	179	0.051	
180	QFP	614786	179	181	0.028	1002
		614787	181	182	0.031	
	BRXX					
190						995
200						988



Scale 1:500

05/09/06

08:41:35

LS05-36

Segment Start Depth :0.00

Segment End Depth :100.56

Depth At	Lith	Sample	Start	End	Mo %	Elevation
	OB					
	QFP	614788	3	5	0.062	
		614789	5	7	0.072	
		614791	7	9	0.129	
10		614792	9	11	0.05	1124
		614793	11	13	0.042	
		614794	13	15	0.052	
		614795	15	17	0.063	
		614796	17	19	0.16	
20		614797	19	21	0.078	1117
		614798	21	23	0.058	
		614799	23	25	0.077	
		614800	25	27	0.049	
		614801	27	29	0.085	
30		614802	29	31	0.07	1110
		614803	31	33	0.088	
		614804	33	35	0.122	
		614805	35	37	0.032	
		614806	37	39	0.07	
40		614807	39	41	0.205	1103
		614808	41	43	0.427	
		614809	43	45	0.108	
		614811	45	47	0.074	
		614812	47	49	0.273	
50		614813	49	51	0.077	1096
		614814	51	53	0.105	
		614815	53	55	0.101	
		614816	55	57	0.051	
		614817	57	59	0.077	
60		614818	59	61	0.039	1089
		614819	61	63	0.081	
		614820	63	65	0.086	
		614821	65	67	0.029	
		614822	67	69	0.038	
70		614823	69	71	0.047	1082
		614824	71	73	0.071	
	QFPB	614825	73	75	0.07	
		614826	75	77	0.074	
		614827	77	79	0.178	
80	QFP	614828	79	81	0.123	1075
	QFPB	614829	81	83	0.187	
		614831	83	85	0.136	
		614832	85	87	0.083	
		614833	87	89	0.08	
90		614834	89	91	0.127	1068
		614835	91	93	0.23	
		614836	93	95	0.09	
		614837	95	97	0.088	
		614838	97	99	0.148	
100	QFP	614839	99	101	0.106	1061

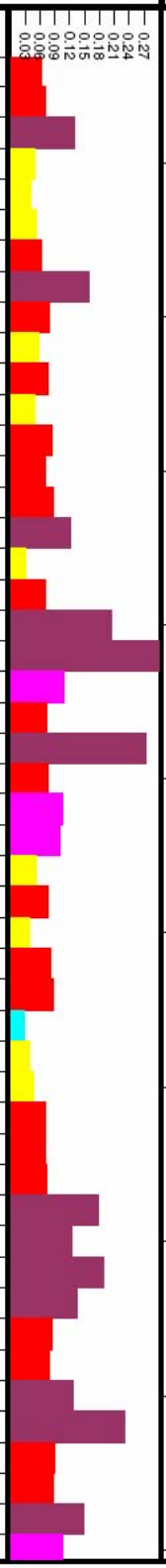

Scale 1:500

05/09/06

08:26:07

LS05-36

Segment Start Depth :100.00

Segment End Depth :200.56

Depth At	Lith	Sample	Start	End	Mo %	Elevation
	QFP	614839	99	101	0.106	
		614840	101	103	0.261	
	QFP	614841	103	105	0.182	
		614842	105	107	0.215	
	QFP	614843	107	109	0.168	
	QFP	614844	109	111	0.092	
110						1054
	QFPB	614845	111	113	0.185	
		614846	113	115	0.036	
		614847	115	117	0.114	
		614848	117	119	0.046	
120	FP	614849	119	121	0.075	1047
		614851	121	123	0.136	
	QFP	614852	123	125	0.129	
		614853	125	127	0.151	
		614854	127	129	0.057	
130		614855	129	131	0.052	1040
	LPTF	614856	131	133	0.058	
		614857	133	135	0.061	
		614858	135	136	0.117	
	LPTF	615635	136	138	0.08	
140		615636	138	140	0.056	1033
		615637	140	142	0.052	
		615638	142	144	0.07	
		615639	144	146	0.04	
		615640	146	148	0.037	
150		615641	148	150	0.064	1025
		615642	150	152	0.08	
		615643	152	154	0.046	
		615644	154	156	0.038	
		615645	156	158	0.044	
160		615646	158	160	0.067	1018
		615647	160	162	0.162	
		615648	162	164	0.051	
	DYKE	615649	164	166	0.032	
	LPTF	615650	166	168	0.146	
170	QFP	615651	168	170	0.07	1011
		615652	170	172	0.072	
	LPTF	615653	172	174	0.035	
	QFP	615654	174	176	0.064	
		615655	176	178	0.05	
180		615657	178	180	0.077	1004
		615658	180	182	0.056	
		615659	182	184	0.082	
		615660	184	186	0.052	
		615661	186	188	0.043	
190	LPTF	615662	188	190	0.128	997
		615663	190	192	0.038	
		615664	192	194	0.029	
		615665	194	196	0.022	
		615666	196	198	0.032	
		615667	198	200	0.025	
200		615668	200	202	0.052	990

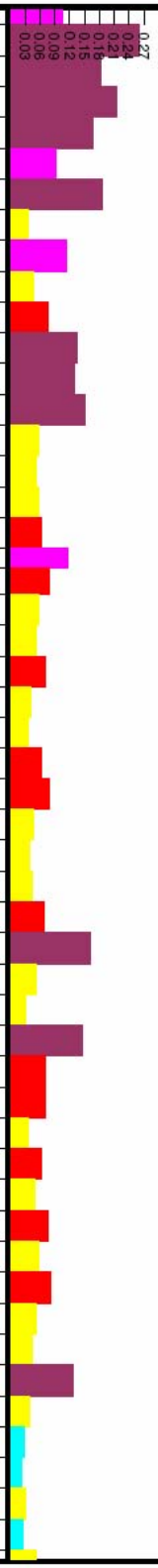

Scale 1:500

05/09/06

08:42:01

LS05-37

Segment Start Depth :0.00

Segment End Depth :100.56

Depth At	Lith	Sample	Start	End	Mo %	Elevation
10	OB					1054
20	BRXX	615179	13	16	0.012	1047
		615181	16	18	0.012	
		615182	18	20	0.012	
		615183	20	22	0.006	
		615184	22	24	0.005	
	QFP	615185	24	26	0.01	
		615186	26	28	0.01	
30	BRXX	615187	28	30	0.007	1040
		615188	30	32	0.011	
	DYKE	615189	32	34	0.008	
	BRXX	615190	34	36	0.018	
	DYKE	615191	36	38	0.018	
40	BRXX	615192	38	40	0.013	1033
		615193	40	42	0.011	
	QFP	615194	42	44	0.013	
		615195	44	46	0.039	
		615196	46	48	0.021	
		615197	48	50	0.018	
50	DYKE	615198	50	52	0.026	1026
		615199	52	54	0.012	
60	TUFF	615201	54	56	0.025	1019
		615202	56	58	0.013	
		615203	58	60	0.017	
		615204	60	62	0.044	
		615205	62	64	0.056	
	QFP	615206	64	66	0.07	
		615207	66	68	0.038	
70		615208	68	70	0.139	1012
		615209	70	72	0.029	
80	TUFF	615210	72	74	0.035	1005
		615211	74	76	0.021	
		615212	76	78	0.026	
		615213	78	80	0.024	
		615214	80	82	0.014	
		615215	82	84	0.043	
		615216	84	86	0.022	
	DYKE	615217	86	88	0.034	
90		615218	88	90	0.018	998
	TUFF	615219	90	92	0.019	
		615221	92	94	0.004	
		615222	94	96	0.009	
		615223	96	98	0.008	
100		615224	98	100	0.005	991
		615225	100	102	0.004	

Mo % scale: 0.03, 0.06, 0.09, 0.12, 0.15, 0.18, 0.21, 0.24, 0.27

Scale 1:500

05/09/06

08:26:27

LS05-37

Segment Start Depth :100.00

Segment End Depth :200.56

Depth At	Lith	Sample	Start	End	Mo %	Elevation
	TUFF	615225	100	102	0.004	
		615226	102	104	0.037	
		615227	104	106	0.008	
	TUFF	615228	106	108	0.019	
		615229	108	110	0.031	
110		615230	110	112	0.023	984
		615231	112	114	0.015	
		615232	114	116	0.016	
		615233	116	118	0.024	
		615234	118	120	0.021	
120		615235	120	122	0.014	977
		615236	122	124	0.043	
	TUFF	615237	124	126	0.022	
130						970
140						963
150						955
160						948
170						941
180						934
190						927
200						920

Scale 1:500 | 05/09/06 | 08:43:16

LS05-38

Segment Start Depth :0.00

Segment End Depth :100.56

Depth At	Lith	Sample	Start	End	Mo %	Elevation
	OB					
	QFP	614859	5	7	0.005	
		614860	7	9	0.016	
10		614861	9	11	0.01	1127
		614862	11	13	0.054	
		614863	13	15	0.061	
		614864	15	17	0.042	
		614865	17	19	0.095	
20		614866	19	21	0.053	1120
		614867	21	23	0.056	
		614868	23	25	0.038	
		614869	25	27	0.244	
		614871	27	29	0.134	
30		614872	29	31	0.042	1113
		614873	31	33	0.015	
	QFP	614874	33	35	0.049	
		614875	35	37	0.046	
		614876	37	39	0.135	
40		614877	39	41	0.277	1106
		614878	41	43	0.069	
		614879	43	45	0.162	
		614880	45	47	0.162	
		614881	47	49	0.128	
50		614882	49	51	0.067	1099
		614883	51	53	0.018	
		614884	53	55	0.014	
		614885	55	57	0.039	
60	SILC					1092
70						1085
80						1078
90						1071
100	GRPP					1064

Mo % scale: 0.03, 0.06, 0.09, 0.12, 0.15, 0.18, 0.21, 0.24, 0.27

Scale 1:500 | 05/09/06 | 08:26:59

LS05-38

Segment Start Depth :100.00

Segment End Depth :200.56

Depth At	Lith	Sample	Start	End	Mo %	Elevation
110	GRPP				0.03 0.06 0.09 0.12 0.15 0.18 0.21 0.24 0.27	1057
120						1050
130						1043
140						1036
150						1028
160						1021
170						1014
180						1007
190						1000
200						993

Scale 1:500

05/09/06

08:43:37

LS05-39

Segment Start Depth :0.00

Segment End Depth :100.56

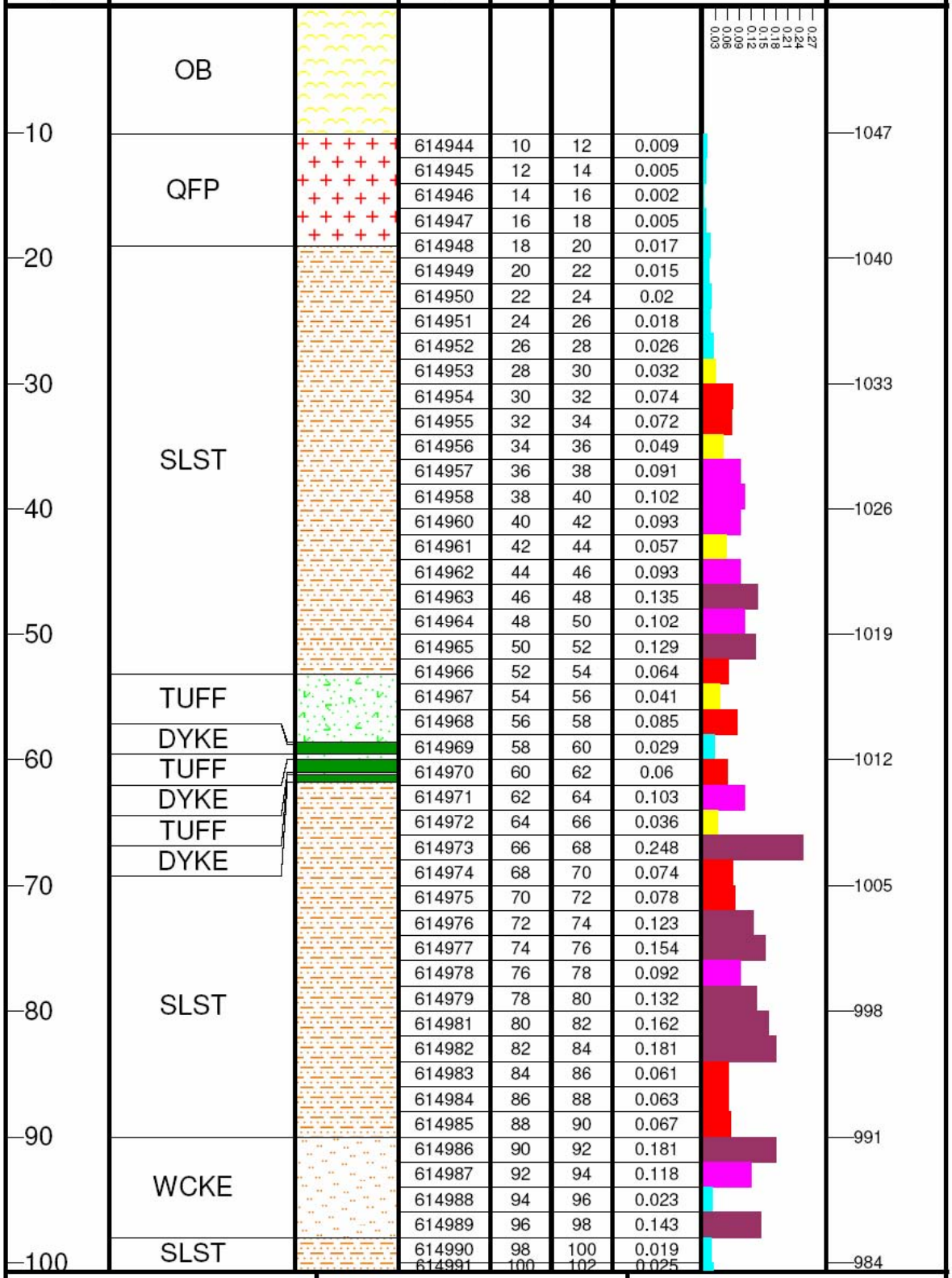

Sample	Start	End	Mo %
614944	10	12	0.009
614945	12	14	0.005
614946	14	16	0.002
614947	16	18	0.005
614948	18	20	0.017
614949	20	22	0.015
614950	22	24	0.02
614951	24	26	0.018
614952	26	28	0.026
614953	28	30	0.032
614954	30	32	0.074
614955	32	34	0.072
614956	34	36	0.049
614957	36	38	0.091
614958	38	40	0.102
614960	40	42	0.093
614961	42	44	0.057
614962	44	46	0.093
614963	46	48	0.135
614964	48	50	0.102
614965	50	52	0.129
614966	52	54	0.064
614967	54	56	0.041
614968	56	58	0.085
614969	58	60	0.029
614970	60	62	0.06
614971	62	64	0.103
614972	64	66	0.036
614973	66	68	0.248
614974	68	70	0.074
614975	70	72	0.078
614976	72	74	0.123
614977	74	76	0.154
614978	76	78	0.092
614979	78	80	0.132
614981	80	82	0.162
614982	82	84	0.181
614983	84	86	0.061
614984	86	88	0.063
614985	88	90	0.067
614986	90	92	0.181
614987	92	94	0.118
614988	94	96	0.023
614989	96	98	0.143
614990	98	100	0.019
614991	100	102	0.025

Scale 1:500

05/09/06

08:27:23

LS05-39

Segment Start Depth :100.00

Segment End Depth :200.56

Depth At	Lith	Sample	Start	End	Mo %	Elevation
	SLST	614991	100	102	0.025	
		614992	102	104	0.05	
		614993	104	106	0.056	
	SLST	614994	106	108	0.037	
		614995	108	110	0.028	
110		614996	110	112	0.025	977
		614997	112	114	0.053	
		614998	114	116	0.016	
		614999	116	118	0.01	
		615000	118	120	0.013	
120		615001	120	122	0.013	970
		615003	122	124	0.023	
		615004	124	126	0.009	
	SLST	615005	126	128	0.007	
		615006	128	130	0.003	
130		615007	130	132	0.003	963
		615008	132	134	0.012	
		615009	134	136	0.008	
		615010	136	138	0.007	
		615011	138	140	0.003	
140		615012	140	141	0.002	956
150						948
160						941
170						934
180						927
190						920
200						913

Scale 1:500

05/09/06

08:43:58

LS05-40

Segment Start Depth :0.00

Segment End Depth :100.56

Depth At	Lith	Sample	Start	End	Mo %	Elevation
	OB					
	TUFF	615013	6	8	0.01	
		615014	8	10	0.022	
10		615015	10	12	0.006	1046
		615016	12	14	0.041	
		615017	14	16	0.07	
		615018	16	18	0.039	
		615019	18	20	0.131	
20		615021	20	22	0.095	1039
		615022	22	24	0.084	
		615023	24	26	0.089	
		615024	26	28	0.059	
	QFP	615025	28	30	0.104	
30		615026	30	32	0.117	1032
		615027	32	34	0.101	
	TUFF	615028	34	36	0.025	
		615029	36	38	0.032	
		615030	38	40	0.019	
40		615031	40	42	0.029	1025
		615032	42	44	0.046	
		615033	44	46	0.092	
		615034	46	48	0.053	
		615035	48	50	0.064	
50		615036	50	52	0.092	1018
		615037	52	54	0.029	
		615038	54	56	0.051	
		615039	56	58	0.044	
		615041	58	60	0.051	
60	DYKE	615042	60	62	0.088	1011
	LPTF	615043	62	64	0.053	
		615044	64	66	0.046	
		615045	66	68	0.063	
		615046	68	70	0.055	
70	DYKE	615047	70	72	0.017	1004
		615048	72	74	0.007	
		615049	74	76	0.017	
	CNGL	615050	76	78	0.029	
	DYKE	615051	78	80	0.011	
80	CNGL	615052	80	82	0.018	997
	DYKE	615053	82	84	0.039	
	TUFF	615054	84	86	0.017	
		615055	86	88	0.015	
	DYKE	615056	88	90	0.106	
90	WCKE	615057	90	92	0.039	990
	DYKE	615058	92	94	0.012	
	TUFF	615059	94	96	0.04	
		615061	96	98	0.04	
		615062	98	100	0.027	
100		615063	100	102	0.01	983

Mo % scale: 0.03, 0.06, 0.09, 0.12, 0.15, 0.18, 0.21, 0.24, 0.27

Scale 1:500

05/09/06

08:27:47

LS05-40

Segment Start Depth :100.00

Segment End Depth :200.56

Depth At	Lith	Sample	Start	End	Mo %	Elevation
	TUFF	615063	100	102	0.01	
		615064	102	104	0.004	
		615065	104	106	0.006	
		615066	106	108	0.006	
		615067	108	110	0.007	
110		615068	110	112	0.005	976
		615069	112	114	0.012	
		615070	114	114	0.034	
120						969
130						962
140						955
150						947
160						940
170						933
180						926
190						919
200						912

Mo % scale: 0.03, 0.06, 0.09, 0.12, 0.15, 0.18, 0.21, 0.24, 0.27

Scale 1:500 | 05/09/06 | 08:44:18

LS05-41

Segment Start Depth :0.00

Segment End Depth :100.56

Depth At	Lith	Sample	Start	End	Mo %	Elevation
	OB					
		615071	3	5	0.011	
		615072	5	7	0.007	
		615073	7	9	0.005	
10		615074	9	11	0.009	1050
		615075	11	13	0.021	
		615076	13	15	0.03	
		615077	15	17	0.014	
	DYKE	615078	17	19	0.017	
20		615079	19	21	0.035	1043
		615081	21	23	0.018	
		615082	23	25	0.045	
		615083	25	27	0.168	
		615084	27	29	0.081	
30		615085	29	31	0.044	1036
		615086	31	33	0.071	
	BRXX	615087	33	35	0.047	
	QFP	615088	35	37	0.055	
		615089	37	39	0.056	
	SLST	615090	39	41	0.118	
40		615091	41	43	0.119	1029
	BRXX	615092	43	45	0.091	
		615093	45	47	0.111	
	QFP	615094	47	49	0.131	
	BRXX	615095	49	51	0.249	
50		615096	51	53	0.034	1022
		615097	53	55	0.047	
		615098	55	57	0.03	
	QFP	615099	57	59	0.048	
60		615101	59	61	0.064	1015
		615102	61	63	0.042	
		615103	63	65	0.027	
	BRXX	615104	65	67	0.04	
		615105	67	69	0.04	
70	QFP	615106	69	71	0.039	1008
	BRXX	615107	71	73	0.074	
	QFP	615108	73	75	0.026	
		615109	75	77	0.037	
	BRXX	615110	77	79	0.043	
80		615111	79	81	0.017	1001
	DYKE	615112	81	83	0.014	
		615113	83	85	0.028	
	SLST	615114	85	87	0.018	
	FP	615115	87	89	0.015	
90		615116	89	91	0.014	994
		615117	91	93	0.012	
		615118	93	95	0.022	
	WCKE	615119	95	97	0.014	
		615121	97	99	0.022	
100		615122	99	101	0.014	987

Scale 1:500

05/09/06

08:28:08

LS05-41

Segment Start Depth :100.00

Segment End Depth :200.56

Depth At	Lith	Sample	Start	End	Mo %	Elevation
	WCKE	615122	99	101	0.014	
		615123	101	103	0.016	
	CNGL	615124	103	105	0.01	
		615125	105	107	0.023	
		615126	107	109	0.005	
110		615127	109	111	0.004	980
		615128	111	113	0.01	
		615129	113	114	0.012	
120						973
130						966
140						959
150						951
160						944
170						937
180						930
190						923
200						916

Scale 1:500

05/09/06

08:44:58

LS05-42

Segment Start Depth :0.00

Segment End Depth :100.56

Depth At	Lith	Sample	Start	End	Mo %	Elevation
	OB					
	QFP	615130	3	5	0.01	
		615131	5	7	0.024	
		615132	7	9	0.046	
10		615133	9	11	0.077	1131
		615134	11	13	0.136	
		615135	13	15	0.137	
		615136	15	17	0.133	
		615137	17	19	0.043	
20		615138	19	21	0.139	1124
		615139	21	23	0.052	
		615141	23	25	0.17	
		615142	25	27	0.095	
		615143	27	29	0.032	
30		615144	29	31	0.048	1117
		615145	31	33	0.055	
		615146	33	35	0.033	
		615147	35	37	0.095	
		615148	37	39	0.108	
40		615149	39	41	0.115	1110
		615150	41	43	0.168	
		615151	43	45	0.052	
		615152	45	47	0.168	
		615153	47	49	0.306	
50		615154	49	51	0.162	1103
		615155	51	53	0.472	
	QFP	615156	53	55	0.114	
		615157	55	57	0.137	
		615158	57	59	0.073	
60		615159	59	61	0.064	1096
		615161	61	63	0.053	
		615162	63	65	0.071	
		615163	65	67	0.244	
		615164	67	69	0.13	
70		615165	69	71	0.098	1089
	SILC	615166	71	73	0.091	
		615167	73	75	0.055	
		615168	75	77	0.06	
		615169	77	79	0.182	
80		615170	79	81	0.017	1082
		615171	81	83	0.015	
		615172	83	85	0.027	
		615173	85	87	0.04	
		615174	87	89	0.013	
90		615175	89	91	0.013	1075
	GRPP	615176	91	93	0.02	
	DYKE	615177	93	95	0.034	
	GRPP	615178	95	96	0.074	
100						1068

Mo % scale: 0.03, 0.06, 0.09, 0.12, 0.15, 0.18, 0.21, 0.24, 0.27

Scale 1:500

05/09/06

08:28:35

LS05-43

Segment Start Depth :0.00

Segment End Depth :100.56

Depth At	Lith	Sample	Start	End	Mo %	Elevation
	OB					
	LPTF	615238	7	9	0.07	
10		615239	9	11	0.07	1065
		615241	11	13	0.04	
		615242	13	15	0.1	
		615243	15	17	0.05	
		615244	17	19	0.06	
20		615245	19	21	0.05	1058
		615246	21	23	0.04	
	QFP	615247	23	25	0.02	
		615248	25	27	0.03	
		615249	27	29	0.02	
30	LPTF	615250	29	31	0.03	1051
	DYKE	615251	31	33	0.01	
	LPTF	615252	33	35	0.03	
	QFP	615253	35	37	0.02	
	DYKE	615254	37	39	0.02	
40	BRXX	615255	39	41	0.02	1044
	DYKE	615256	41	43	0.03	
		615257	43	45	0.04	
	BRXX	615258	45	47	0.06	
		615259	47	49	0.01	
50		615261	49	51	0.02	1037
		615262	51	53	0.09	
		615263	53	55	0.07	
	TUFF	615264	55	57	0.03	
		615265	57	59	0.03	
60		615266	59	61	0.02	1030
		615267	61	63	0.03	
		615268	63	65	0.07	
		615269	65	67	0.06	
	QFP	615270	67	69	0.06	
70	TUFF	615271	69	71	0.03	1023
	QFP	615272	71	73	0.04	
		615273	73	75	0.03	
		615274	75	77	0.04	
		615275	77	79	0.04	
80		615276	79	81	0.07	1016
		615277	81	83	0.03	
	TUFF	615278	83	85	0.02	
		615279	85	87	0.03	
		615281	87	89	0.03	
90		615282	89	91	0.03	1009
		615283	91	93	0.02	
		615284	93	95	0.04	
		615285	95	97	0.02	
		615286	97	99	0	
100		615287	99	101	0.01	1002

Mo % scale: 0.03, 0.06, 0.09, 0.12, 0.15, 0.18, 0.21, 0.24, 0.27

Scale 1:500 | 05/09/06 | 08:28:59

LS05-43

Segment Start Depth :100.00

Segment End Depth :200.56

Depth At	Lith	Sample	Start	End	Mo %	Elevation
	TUFF	615287	99	101	0.01	
		615288	101	102	0	
110						995
120						988
130						981
140						974
150						966
160						959
170						952
180						945
190						938
200						931

Mo % scale: 0.03, 0.06, 0.09, 0.12, 0.15, 0.18, 0.21, 0.24, 0.27

Scale 1:500

05/09/06

08:45:19

LS05-44

Segment Start Depth :0.00

Segment End Depth :100.56

Depth At	Lith	Sample	Start	End	Mo %	Elevation
	OB					
	QFP	615289	3	6	0.001	
		615290	6	8	0.005	
		615291	8	10	0.002	
10		615292	10	12	0.001	1165
		615293	12	14	0.006	
		615294	14	16	0.01	
		615295	16	18	0.012	
		615296	18	20	0.014	
20		615297	20	22	0.034	1158
		615298	22	24	0.011	
		615299	24	26	0.014	
		615300	26	28	0.006	
		615301	28	30	0.007	
30		615302	30	32	0.006	1151
		615303	32	34	0.016	
		615304	34	36	0.003	
		615305	36	38	0.008	
		615306	38	40	0.012	
40		615307	40	42	0.025	1144
		615308	42	44	0.012	
		615309	44	46	0.004	
		615310	46	48	0.02	
		615311	48	50	0.058	
50		615312	50	52	0.014	1137
		615313	52	54	0.012	
		615314	54	56	0.011	
		615315	56	58	0.011	
		615316	58	60	0.012	
60		615317	60	62	0.012	1130
		615318	62	64	0.038	
		615319	64	66	0.034	
		615321	66	68	0.015	
		615322	68	70	0.01	
70		615323	70	72	0.022	1123
		615324	72	74	0.016	
		615325	74	76	0.037	
		615326	76	78	0.087	
		615327	78	80	0.025	
80		615328	80	82	0.023	1116
		615329	82	84	0.018	
		615330	84	86	0.041	
		615331	86	88	0.029	
	QFP	615332	88	90	0.052	
90		615333	90	92	0.039	1109
		615334	92	94	0.031	
		615335	94	96	0.048	
		615336	96	98	0.05	
		615337	98	100	0.037	
100		615338	100	102	0.054	1102

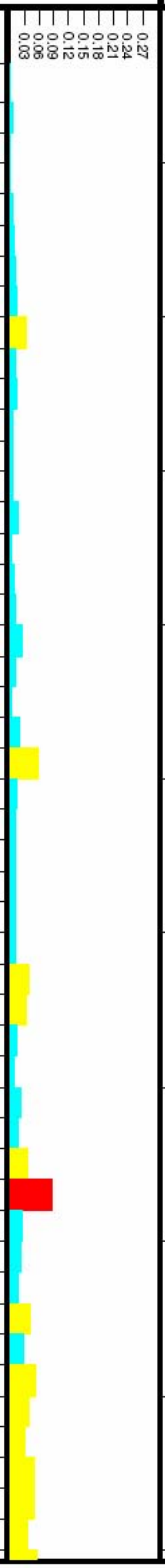

Scale 1:500

05/09/06

08:29:27

LS05-44

Segment Start Depth :100.00

Segment End Depth :200.56

Depth At	Lith	Sample	Start	End	Mo %	Elevation
	QFP	615338	100	102	0.054	
		615339	102	104	0.033	
		615340	104	106	0.026	
		615341	106	108	0.019	
110		615343	108	110	0.064	1095
		615344	110	112	0.074	
		615345	112	114	0.047	
		615347	114	116	0.048	
		615348	116	118	0.038	
120		615349	118	120	0.051	1088
		615350	120	122	0.052	
		615351	122	124	0.031	
		615352	124	126	0.064	
		615353	126	128	0.022	
130		615354	128	130	0.033	1081
		615355	130	132	0.066	
		615356	132	134	0.078	
		615357	134	136	0.052	
		615358	136	138	0.055	
140		615359	138	140	0.055	1074
		615360	140	142	0.026	
		615361	142	144	0.033	
		615362	144	146	0.026	
		615363	146	148	0.058	
150		615364	148	150	0.108	1066
		615366	150	152	0.042	
		615367	152	154	0.085	
		615368	154	156	0.149	
		615369	156	158	0.038	
160		615370	158	160	0.069	1059
		615371	160	162	0.092	
		615372	162	164	0.078	
		615373	164	166	0.064	
		615374	166	168	0.102	
170		615375	168	170	0.117	1052
		615376	170	172	0.046	
		615377	172	174	0.067	
	QFP	615378	174	176	0.036	
		615379	176	178	0.068	
180		615380	178	180	0.113	1045
		615381	180	182	0.059	
		615382	182	184	0.153	
		615383	184	186	0.05	
		615384	186	188	0.033	
		615385	188	190	0.034	
190	BRXX	615386	190	192	0.009	1038
	HRFL	615388	192	194	0.036	
		615389	194	196	0.017	
		615390	196	198	0.011	
		615391	198	200	0.022	
200		615392	200	202	0.061	1031

Mo % scale: 0.03, 0.06, 0.09, 0.12, 0.15, 0.18, 0.21, 0.24, 0.27

Scale 1:500 | 05/09/06 | 08:45:43

LS05-44

Segment Start Depth :200.00

Segment End Depth :300.56

Depth At	Lith	Sample	Start	End	Mo %
	HRFL	615392	200	202	0.061
		615393	202	204	0.007
	GRPP	615394	204	206	0.016
		615395	206	208	0.015
210		615396	208	210	0.033
		615397	210	212	0.018
		615398	212	214	0.007
		615399	214	216	0.027
		615400	216	218	0.004
220		616701	218	220	0.022
		616702	220	222	0.012
		616703	222	224	0.007
		616704	224	226	0.007
230					
240					
250					
260					
270					
280					
290					
300					



Elevation
1024
1017
1010
1003
996
989
982
975
967
960

Scale 1:500

05/09/06

08:46:21

LS05-45

Segment Start Depth :0.00 | Segment End Depth :100.56

Depth At	Lith	Sample	Start	End	Mo %	Elevation
	OB					
	QFP	625701	6	9	0.003	
10		625702	9	11	0.018	1146
		625703	11	13	0.011	
		625704	13	15	0.004	
		625705	15	17	0.002	
		625706	17	19	0.003	
20		625707	19	21	0.006	1139
		625708	21	23	0.001	
		625709	23	25	0.001	
		625710	25	27	0.008	
		625711	27	29	0.003	
30		625712	29	31	0.003	1132
		625713	31	33	0.004	
		625714	33	35	0.006	
		625715	35	37	0.005	
		625717	37	39	0.008	
40		625718	39	41	0.01	1124
		625719	41	43	0.007	
		625720	43	45	0.007	
		625721	45	47	0.01	
		625722	47	49	0.01	
50		625723	49	51	0.01	1117
		625724	51	53	0.015	
		625725	53	55	0.02	
		625726	55	57	0.021	
		625727	57	59	0.026	
60		625728	59	61	0.036	1110
		625729	61	63	0.01	
		625730	63	65	0.015	
		625731	65	67	0.027	
		625732	67	69	0.02	
70		625733	69	71	0.018	1102
		625734	71	73	0.024	
		625735	73	75	0.026	
		625736	75	77	0.025	
		625737	77	79	0.017	
80		625738	79	81	0.001	1095
		625739	81	83	0.009	
		625740	83	85	0.057	
		625741	85	87	0.041	
		625742	87	89	0.009	
90		625743	89	91	0.036	1088
		625744	91	93	0.009	
		625745	93	95	0.029	
		625746	95	97	0.021	
		625747	97	99	0.011	
100		625748	99	101	0.017	1080

Mo % scale: 0.03, 0.06, 0.09, 0.12, 0.15, 0.18, 0.21, 0.24, 0.27

Scale 1:500 | 06/09/06 | 13:30:37

LS05-45

Segment Start Depth :100.00

Segment End Depth :200.56

Depth At	Lith	Sample	Start	End	Mo %	Elevation
	QFP	625748	99	101	0.017	
		625749	101	103	0.014	
		625750	103	104	0.017	
	QFP	617067	104	107	0.051	
		617068	107	109	0.042	
110		617069	109	111	0.02	1073
		617071	111	113	0.019	
		617072	113	115	0.016	
		617073	115	117	0.017	
		617074	117	119	0.014	
120		617075	119	121	0.028	1066
		617076	121	123	0.038	
		617077	123	125	0.029	
		617078	125	127	0.115	
		617079	127	129	0.111	
130		617080	129	131	0.032	1059
		617081	131	133	0.052	
		617082	133	135	0.084	
		617083	135	137	0.037	
		617084	137	139	0.037	
140		617085	139	141	0.03	1051
		617086	141	143	0.017	
		617087	143	145	0.067	
		617088	145	147	0.051	
		617089	147	149	0.028	
150		617090	149	151	0.038	1044
		617091	151	153	0.051	
		617092	153	155	0.036	
		617093	155	157	0.035	
		617094	157	159	0.074	
160		617096	159	161	0.145	1037
		617097	161	163	0.153	
		617098	163	165	0.026	
		617099	165	167	0.05	
		617100	167	169	0.048	
170		617101	169	171	0.056	1030
		617102	171	173	0.101	
		617103	173	175	0.08	
		617104	175	177	0.052	
		617105	177	179	0.059	
180		617106	179	181	0.032	1023
		617107	181	183	0.045	
		617108	183	185	0.051	
		617109	185	187	0.044	
		617110	187	189	0.125	
190		617111	189	191	0.071	1016
		617112	191	193	0.071	
		617113	193	195	0.063	
		617114	195	197	0.046	
		617115	197	199	0.096	
200		617116	199	201	0.028	1009

Mo % scale: 0.03, 0.06, 0.09, 0.12, 0.15, 0.18, 0.21, 0.24, 0.27

Scale 1:500 | 05/09/06 | 11:07:56

LS05-45

Segment Start Depth :200.00

Segment End Depth :300.56

Depth At	Lith	Sample	Start	End	Mo %	Elevation
	QFP	617116	199	201	0.028	
		617117	201	203	0.048	
		617118	203	205	0.034	
		617119	205	207	0.031	
		617120	207	209	0.039	
210		617121	209	211	0.064	1002
		617123	211	213	0.026	
		617124	213	215	0.096	
		617125	215	217	0.08	
	SLST	617126	217	219	0.043	
220		617127	219	221	0.081	995
		617128	221	223	0.082	
	QFP	617129	223	225	0.09	
		617130	225	227	0.031	
		617131	227	229	0.023	
230	WCKE	617132	229	231	0.056	988
		617133	231	233	0.046	
		617134	233	235	0.038	
		617135	235	237	0.083	
		617136	237	239	0.072	
240		617137	239	241	0.075	981
		617138	241	243	0.064	
		617139	243	245	0.156	
		617140	245	247	0.212	
		617142	247	249	0.119	
250		617143	249	251	0.081	974
		617144	251	253	0.067	
		617145	253	255	0.058	
		617146	255	257	0.032	
		617147	257	259	0.038	
260		617148	259	261	0.019	967
		617149	261	263	0.018	
	TUFF	617150	263	265	0.046	
		617151	265	267	0.061	
		617152	267	269	0.147	
270		617153	269	271	0.116	960
		617154	271	273	0.138	
	QFP	617155	273	275	0.165	
		617156	275	277	0.119	
		617157	277	279	0.105	
280	TUFF	617158	279	281	0.105	953
		617159	281	283	0.057	
		617160	283	285	0.067	
		617161	285	287	0.076	
		617162	287	289	0.058	
290		617163	289	291	0.104	946
		617164	291	293	0.032	
		617165	293	295	0.032	
		617166	295	297	0.043	
		617167	297	299	0.046	
300		617168	299	301	0.035	939

Scale 1:500 | 05/09/06 | 11:08:29

LS05-45

Segment Start Depth :300.00

Segment End Depth :400.56

Depth At	Lith	Sample	Start	End	Mo %	Elevation
		617168	299	301	0.035	
		617169	301	303	0.065	
		617171	303	305	0.053	
		617172	305	307	0.037	
		617173	307	309	0.068	
310		617174	309	311	0.068	931
		617175	311	313	0.119	
		617176	313	315	0.079	
		617177	315	317	0.2	
		617178	317	319	0.133	
320		617179	319	321	0.073	924
	TUFF	617180	321	323	0.046	
		617181	323	325	0.067	
		617182	325	327	0.055	
		617183	327	329	0.036	
330		617184	329	331	0.092	917
		617185	331	333	0.063	
		617187	333	335	0.085	
		617188	335	337	0.037	
		617189	337	339	0.042	
340		617190	339	341	0.137	910
		617191	341	343	0.081	
		617192	343	345	0.068	
		617193	345	347	0.055	
		617194	347	349	0.339	
350		617195	349	351	0.134	903
		617196	351	353	0.106	
		617197	353	355	0.08	
	QFP	617198	355	357	0.098	
		617199	357	359	0.09	
360		617200	359	361	0.089	895
		617201	361	363	0.294	
		617202	363	365	0.153	
		617203	365	367	0.089	
		617204	367	369	0.093	
370		617206	369	371	0.081	888
	WCKE	617207	371	373	0.039	
		617208	373	375	0.035	
		617209	375	377	0.037	
		617210	377	379	0.086	
380						881
390						873
400						866

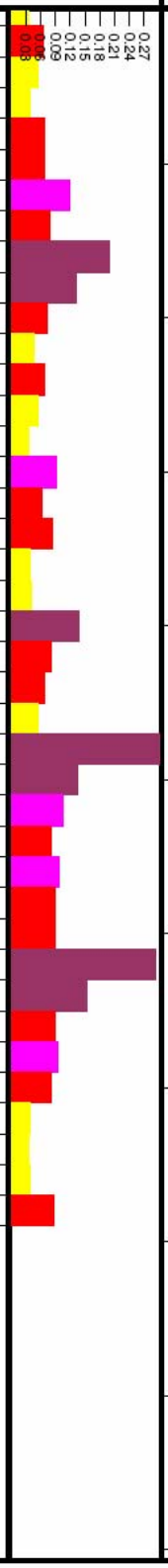

Scale 1:500

05/09/06

11:08:54

LS05-46

Segment Start Depth :0.00

Segment End Depth :100.56

Depth At	Lith	Sample	Start	End	Mo %	Elevation
	OB					
	QFP	615401	6	8	0.005	
		615402	8	10	0.002	
10		615403	10	12	0.006	1167
		615404	12	14	0.004	
		615405	14	16	0.009	
		615406	16	18	0.006	
		615407	18	20	0.013	
20		615408	20	22	0.006	1160
		615409	22	24	0.007	
		615410	24	26	0.012	
		615411	26	28	0.054	
		615412	28	30	0.005	
30		615413	30	32	0.006	1152
		615414	32	34	0.011	
		615415	34	36	0.01	
		615416	36	38	0.012	
		615417	38	40	0.008	
40		615418	40	42	0.009	1145
		615419	42	44	0.008	
		615420	44	46	0.019	
		615421	46	48	0.036	
	QFP	615423	48	50	0.106	
50		615424	50	52	0.071	1137
		615425	52	54	0.186	
	QFP	615426	54	56	0.005	
		615427	56	58	0.008	
		615428	58	60	0.069	
60		615429	60	62	0.044	1130
		615430	62	64	0.008	
		615431	64	66	0.008	
	DYKE	615432	66	68	0.04	
	QFP	615433	68	70	0.006	
70		615434	70	72	0.011	1122
		615435	72	74	0.009	
		615436	74	76	0.01	
		615437	76	78	0.018	
		615438	78	80	0.016	
80		615439	80	82	0.044	1115
		615440	82	84	0.045	
		615441	84	86	0.008	
		615442	86	88	0.014	
		615443	88	90	0.02	
90		615444	90	92	0.013	1108
		615445	92	94	0.034	
		615446	94	96	0.017	
		615447	96	98	0.043	
		615448	98	100	0.014	
100		615450	100	102	0.021	1100

Scale 1:500

05/09/06

08:30:11

LS05-46

Segment Start Depth :100.00

Segment End Depth :200.56

Depth At	Lith	Sample	Start	End	Mo %	Elevation
	QFP	615450	100	102	0.021	
		615451	102	104	0.024	
		615452	104	106	0.028	
		615453	106	108	0.036	
		615454	108	110	0.033	
110		615455	110	112	0.035	1093
		615456	112	114	0.022	
		615457	114	116	0.014	
		615458	116	118	0.019	
		615459	118	120	0.019	
120		615460	120	122	0.024	1085
		615461	122	124	0.011	
		615463	124	126	0.036	
		615464	126	128	0.029	
		615465	128	130	0.076	
130	QFP	615466	130	132	0.18	1078
		615467	132	134	0.076	
		615468	134	136	0.047	
		615469	136	138	0.04	
		615470	138	140	0.066	
140		615471	140	142	0.092	1070
		615472	142	144	0.039	
		615473	144	146	0.061	
		615474	146	148	0.181	
		615475	148	150	0.182	
150		615476	150	152	0.122	1063
		615477	152	154	0.074	
		615478	154	156	0.106	
		615479	156	158	0.102	
		615480	158	160	0.086	
160		615481	160	162	0.059	1056
		615482	162	164	0.375	
		615483	164	166	0.139	
		615484	166	168	0.169	
		615485	168	170	0.231	
170		615486	170	172	0.149	1048
		615487	172	174	0.253	
		615488	174	176	0.115	
		615490	176	178	0.073	
		615491	178	180	0.065	
180		615492	180	182	0.063	1041
		615493	182	184	0.122	
	QFP	615494	184	186	0.059	
		615495	186	188	0.066	
		615496	188	190	0.045	
190		615497	190	192	0.064	1033
		615498	192	194	0.08	
		615499	194	196	0.03	
		615500	196	198	0.037	
		615501	198	200	0.039	
200		615502	200	202	0.024	1026

Mo % scale: 0.03, 0.06, 0.09, 0.12, 0.15, 0.18, 0.21, 0.24, 0.27

Scale 1:500 | 05/09/06 | 08:48:38

LS05-46

Segment Start Depth :200.00

Segment End Depth :300.56

Depth At	Lith	Sample	Start	End	Mo %	Elevation
	QFP	615502	200	202	0.024	
		615503	202	204	0.096	
		615504	204	206	0.044	
		615505	206	208	0.05	
		615506	208	210	0.052	
210		615507	210	212	0.061	1018
		615508	212	214	0.032	
	TUFF	615509	214	216	0.02	
		615510	216	218	0.008	
		615511	218	220	0.007	
220		615512	220	222	0.005	1011
		615513	222	224	0.003	
	SILC	615514	224	226	0.005	
		615515	226	228	0.021	
		615517	228	230	0.005	
230		615518	230	232	0.011	1004
		615519	232	233	0.006	
240						996
250						989
260						981
270						974
280						966
290						959
300						952

Scale 1:500 | 05/09/06 | 08:49:05

LS05-47

Segment Start Depth :0.00

Segment End Depth :100.56

Depth At	Lith	Sample	Start	End	Mo %	Elevation
	OB					
	QFP	616714	4	6	0.01	
		616715	6	8	0.02	
		616716	8	10	0.1	
10		616717	10	12	0.08	1146
		616718	12	14	0.01	
		616719	14	16	0.01	
		616720	16	18	0.01	
		616721	18	20	0.01	
20		616722	20	22	0	1138
		616723	22	24	0.01	
		616724	24	26	0.02	
		616725	26	28	0.02	
		616726	28	30	0.01	
30		616727	30	32	0.03	1131
		616728	32	34	0.01	
		616729	34	36	0.01	
		616731	36	38	0.02	
		616732	38	40	0.02	
40		616733	40	42	0.03	1123
		616734	42	44	0.02	
		616735	44	46	0.04	
		616736	46	48	0.03	
		616737	48	50	0.02	
50		616738	50	52	0.03	1115
		616739	52	54	0.04	
		616740	54	56	0.05	
		616741	56	58	0.03	
		616742	58	60	0.02	
60		616743	60	62	0.04	1108
		616744	62	64	0.02	
		616745	64	66	0.03	
		616746	66	68	0.02	
		616747	68	70	0.18	
70		616749	70	72	0.02	1100
		616750	72	74	0.05	
		616751	74	76	0.09	
		616752	76	78	0.03	
		616753	78	80	0.02	
80		616754	80	82	0.03	1092
		616755	82	84	0.02	
		616756	84	86	0.05	
		616757	86	88	0.03	
		616758	88	90	0.04	
90		616759	90	92	0.04	1085
		616761	92	94	0.02	
		616762	94	96	0.06	
		616763	96	98	0.02	
		616764	98	100	0.05	
100		616765	100	102	0.04	1077

Mo % scale: 0.03, 0.06, 0.09, 0.12, 0.15, 0.18, 0.21, 0.24, 0.27

Scale 1:500

05/09/06

08:30:35

LS05-47

Segment Start Depth :100.00

Segment End Depth :200.56

Depth At	Lith	Sample	Start	End	Mo %	Elevation
	QFP	616765	100	102	0.04	
		616766	102	104	0.08	
		616767	104	106	0.12	
		616768	106	108	0.1	
		616769	108	110	0.09	
110		616770	110	112	0.26	1069
		616771	112	114	0.1	
		616772	114	116	0.17	
		616773	116	118	0.09	
		616774	118	120	0.12	
120		616775	120	122	0.13	1062
		616776	122	124	0.09	
		616777	124	126	0.05	
		616778	126	128	0.09	
		616779	128	130	0.06	
130		616780	130	132	0.07	1054
		616781	132	134	0.14	
		616782	134	136	0.03	
		616783	136	138	0.04	
		616784	138	140	0.11	
140		616785	140	142	0.04	1046
		616786	142	144	0.1	
		616787	144	146	0.1	
		616789	146	148	0.06	
		616790	148	150	0.04	
150		616791	150	152	0.05	1039
		616792	152	154	0.03	
		616793	154	156	0.06	
		616794	156	158	0.04	
		616795	158	160	0.05	
160		616796	160	162	0.04	1031
		616797	162	164	0.08	
		616798	164	166	0.13	
		616799	166	168	0.05	
		616800	168	170	0.07	
170		616801	170	172	0.13	1023
		616802	172	174	0.07	
		616803	174	176	0.05	
		616804	176	178	0.03	
180	GRPP	616805	178	180	0.06	1016
		616806	180	182	0.04	
		616807	182	184	0.04	
	QFPB	616808	184	186	0.04	
		616809	186	188	0.05	
		616810	188	190	0.04	
190		616811	190	192	0.06	1008
		616812	192	194	0.06	
		616813	194	196	0.05	
		616814	196	198	0.03	
		616815	198	200	0.04	
200		616816	200	202	0.05	1000



Scale 1:500

05/09/06

08:49:35

LS05-47

Segment Start Depth :200.00

Segment End Depth :300.56

Depth At	Lith	Sample	Start	End	Mo %	Elevation
	QFPB	616816	200	202	0.05	
		616817	202	204	0.04	
	HRFL	616818	204	206	0.04	
		616819	206	208	0.02	
210		616820	208	211	0.02	993
220						985
230						977
240						970
250						962
260						954
270						947
280						939
290						931
300						924

Mo % scale: 0.03, 0.06, 0.09, 0.12, 0.15, 0.18, 0.21, 0.24, 0.27

Scale 1:500

05/09/06

08:50:05

LS05-48

Segment Start Depth :0.00

Segment End Depth :100.56

Depth At	Lith	Sample	Start	End	Mo %	Elevation
	OB					
	QFP	615520	6	8	0.027	
		615521	8	10	0.162	
10		615522	10	12	0.004	1161
		615523	12	14	0.008	
		615524	14	16	0.105	
		615525	16	18	0.048	
		615526	18	20	0.013	
20		615527	20	22	0.012	1154
		615528	22	24	0.026	
		615529	24	26	0.01	
		615530	26	28	0.009	
		615531	28	30	0.006	
30		615532	30	32	0.004	1147
		615533	32	34	0.016	
		615534	34	36	0.016	
		615535	36	38	0.006	
		615536	38	40	0.006	
40		615537	40	42	0.004	1140
		615538	42	44	0.005	
		615539	44	46	0.009	
		615540	46	48	0.015	
		615541	48	50	0.008	
50		615542	50	52	0.011	1133
		615543	52	54	0.086	
		615544	54	56	0.058	
		615545	56	58	0.039	
		615546	58	60	0.006	
60		615547	60	62	0.018	1126
		615548	62	64	0.022	
		615549	64	66	0.012	
		615550	66	68	0.025	
		615551	68	70	0.008	
70		615553	70	72	0.009	1119
		615554	72	74	0.011	
		615555	74	76	0.009	
		615556	76	78	0.017	
		615557	78	80	0.018	
80		615558	80	82	0.035	1112
		615559	82	84	0.022	
		615560	84	86	0.026	
		615561	86	88	0.014	
		615562	88	90	0.018	
90		615563	90	92	0.013	1105
		615564	92	94	0.165	
		615565	94	96	0.011	
		615566	96	98	0.022	
		615567	98	100	0.005	
100		615568	100	102	0.014	1098

Mo % scale: 0.03, 0.06, 0.09, 0.12, 0.15, 0.18, 0.21, 0.24, 0.27

Scale 1:500

05/09/06

08:30:59

LS05-48

Segment Start Depth :100.00

Segment End Depth :200.56

Depth At	Lith	Sample	Start	End	Mo %	Elevation
	QFP	615568	100	102	0.014	
		615569	102	104	0.012	
	DYKE	615570	104	106	0.017	
		615572	106	108	0.019	
	QFP	615573	108	110	0.012	
110	DYKE	615574	110	112	0.017	1091
	QFP	615575	112	114	0.026	
		615576	114	116	0.039	
		615577	116	118	0.023	
		615578	118	120	0.073	
120		615579	120	122	0.126	1084
		615580	122	124	0.036	
		615581	124	126	0.016	
		615582	126	128	0.011	
		615583	128	130	0.044	
130		615584	130	132	0.049	1077
		615585	132	134	0.058	
		615586	134	136	0.017	
		615587	136	138	0.037	
		615588	138	140	0.144	
140		615589	140	142	0.046	1070
		615590	142	144	0.038	
		615591	144	146	0.018	
		615592	146	148	0.041	
		615593	148	150	0.038	
150		615594	150	152	0.037	1062
	QFP	615595	152	154	0.031	
		615596	154	156	0.138	
		615597	156	158	0.139	
		615599	158	160	0.059	
160		615600	160	162	0.074	1055
		615601	162	164	0.046	
		615602	164	166	0.078	
		615603	166	168	0.06	
		615604	168	170	0.075	
170		615605	170	172	0.084	1048
		615606	172	174	0.078	
		615607	174	176	0.058	
		615608	176	178	0.081	
		615609	178	180	0.073	
180		615610	180	182	0.109	1041
		615611	182	184	0.184	
		615612	184	186	0.066	
		615613	186	188	0.278	
		615614	188	190	0.18	
190		615615	190	192	0.098	1034
		615616	192	194	0.144	
		615617	194	196	0.084	
	QFP	615618	196	198	0.174	
		615619	198	200	0.07	
200		615620	200	202	0.152	1027

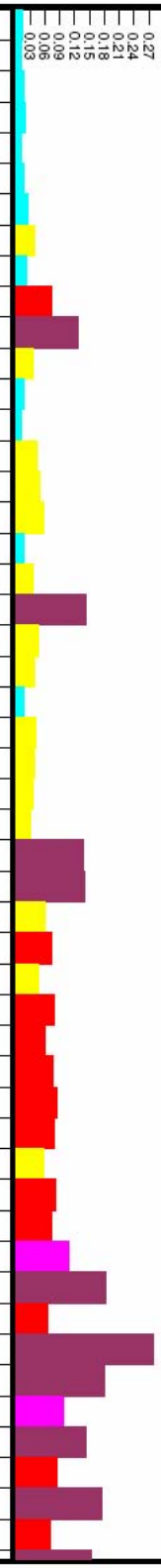

Scale 1:500

05/09/06

08:50:32

LS05-48

Segment Start Depth :200.00

Segment End Depth :300.56

Depth At	Lith	Sample	Start	End	Mo %	Elevation
	QFP	615620	200	202	0.152	
		615621	202	204	0.107	
	QFPB	615622	204	206	0.073	
		615623	206	208	0.021	
		615624	208	210	0.029	
210		615625	210	212	0.006	1020
	HRFL	615626	212	214	0.098	
		615627	214	216	0.089	
		615628	216	218	0.017	
220	GRPP	615629	218	220	0.015	1013
		615630	220	222	0.009	
		615631	222	224	0.01	
		615632	224	226	0.029	
		615633	226	227	0.01	
230						1006
240						999
250						992
260						985
270						978
280						971
290						963
300						956

Scale 1:500

05/09/06

08:51:39

LS05-49

Segment Start Depth :0.00

Segment End Depth :100.56

Depth At	Lith	Sample	Start	End	Mo %	Elevation
	OB					
		616822	6	9	<.001	
10		616823	9	11	<.001	1090
		616824	11	13	0.001	
		616825	13	15	0.001	
		616826	15	17	<.001	
		616827	17	19	0.005	
20		616828	19	21	<.001	1083
		616829	21	23	0.001	
		616830	23	25	0.003	
		616831	25	27	0.008	
		616832	27	29	0.013	
30		616833	29	31	0.006	1076
		616834	31	33	0.019	
		616835	33	35	0.028	
		616836	35	37	0.015	
		616837	37	39	0.018	
40		616838	39	41	0.021	1069
		616839	41	43	0.022	
		616840	43	45	0.019	
		616841	45	47	0.009	
		616843	47	49	0.014	
50		616844	49	51	0.019	1062
	QFP	616845	51	53	0.016	
		616846	53	55	0.02	
		616847	55	57	0.041	
		616848	57	59	0.024	
60		616849	59	61	0.015	1055
		616850	61	63	0.03	
		616851	63	65	0.029	
		616852	65	67	0.017	
		616853	67	69	0.016	
70		616854	69	71	0.023	1048
		616855	71	73	0.021	
		616856	73	75	0.017	
		616857	75	77	0.011	
		616858	77	79	0.017	
80		616859	79	81	0.07	1041
		616861	81	83	0.026	
		616862	83	85	0.032	
		616863	85	87	0.031	
		616864	87	89	0.025	
90		616865	89	91	0.081	1034
		616866	91	93	0.045	
		616867	93	95	0.021	
		616868	95	97	0.022	
		616869	97	99	0.015	
100		616870	99	101	0.022	1027

Mo % scale: 0.03, 0.06, 0.09, 0.12, 0.15, 0.18, 0.21, 0.24, 0.27

Scale 1:500 | 05/09/06 | 08:31:29

LS05-49

Segment Start Depth :100.00

Segment End Depth :200.56

Depth At	Lith	Sample	Start	End	Mo %	Elevation
		616870	99	101	0.022	
		616871	101	103	0.027	
		616872	103	105	0.035	
		616873	105	107	0.017	
		616874	107	109	0.021	
110		616875	109	111	0.05	1020
		616876	111	113	0.024	
		616877	113	115	0.019	
		616878	115	117	0.03	
		616879	117	119	0.027	
120		616880	119	121	0.022	1013
		616881	121	123	0.022	
		616882	123	125	0.048	
		616883	125	127	0.038	
		616884	127	129	0.044	
130	QFP	616885	129	131	0.056	1006
		616886	131	133	0.017	
		616887	133	135	0.022	
		616888	135	137	0.018	
		616890	137	139	0.007	
140		616891	139	141	0.017	999
		616892	141	143	0.029	
		616893	143	145	0.01	
		616894	145	147	0.008	
		616895	147	149	0.008	
150		616896	149	151	0.015	991
		616897	151	153	0.007	
		616898	153	155	0.004	
		616899	155	157	0.008	
		616900	157	159	0.007	
160		616901	159	160	0.005	984
170						977
180						970
190						963
200						956

Scale 1:500 | 05/09/06 | 08:52:18

LS06-50

Segment Start Depth :0.00

Segment End Depth :100.56

Depth At	Lith	Sample	Start	End	Mo %	Elevation
	OB					
10	QFP	617212	7	10	0.06	1162
		617213	10	12	0.208	
		617214	12	14	0.239	
		617215	14	16	0.031	
		617216	16	18	0.011	
20		617217	18	20	0.026	1155
		617218	20	22	0.028	
		617219	22	24	0.01	
		617220	24	26	0.012	
		617221	26	28	0.017	
30		617222	28	30	0.006	1148
		617223	30	32	0.036	
		617224	32	34	0.044	
		617225	34	36	0.014	
		617226	36	38	0.017	
40		617227	38	40	0.042	1141
		617228	40	42	0.012	
		617229	42	44	0.017	
		617230	44	46	0.013	
		617231	46	48	0.025	
50		617232	48	50	0.025	1134
		617233	50	52	0.006	
		617234	52	54	0.03	
		617236	54	56	0.017	
		617237	56	58	0.016	
60		617238	58	60	0.011	1127
		617239	60	62	0.019	
		617240	62	64	0.014	
		617241	64	66	0.023	
		617242	66	68	0.007	
70		617243	68	70	0.009	1120
		617244	70	72	0.051	
		617245	72	74	0.018	
		617246	74	76	0.057	
		617247	76	78	0.038	
80		617248	78	80	0.109	1113
		617249	80	82	0.04	
		617250	82	84	0.074	
		617251	84	86	0.042	
		617252	86	88	0.091	
90		617253	88	90	0.034	1106
		617254	90	92	0.053	
		617255	92	94	0.089	
		617256	94	96	0.085	
		617257	96	98	0.068	
100		617258	98	100	0.037	1099
		617260	100	102	0.033	



Scale 1:500

05/09/06

08:31:52

LS06-50

Segment Start Depth :100.00

Segment End Depth :200.56

Depth At	Lith	Sample	Start	End	Mo %	Elevation
	QFP	617260	100	102	0.033	
		617261	102	104	0.033	
		617262	104	106	0.025	
		617263	106	108	0.026	
		617264	108	110	0.025	
110		617265	110	112	0.075	1092
		617266	112	114	0.065	
		617267	114	116	0.037	
		617268	116	118	0.018	
		617269	118	120	0.03	
120		617270	120	122	0.031	1085
		617271	122	124	0.026	
		617272	124	126	0.03	
		617273	126	128	0.052	
		617274	128	130	0.089	
130		617275	130	132	0.108	1078
		617276	132	134	0.087	
		617277	134	136	0.044	
		617278	136	138	0.045	
		617279	138	140	0.1	
140		617280	140	142	0.063	1071
		617281	142	144	0.102	
		617282	144	146	0.152	
		617283	146	148	0.376	
		617284	148	150	0.108	
150		617285	150	152	0.122	1063
		617287	152	154	0.112	
		617288	154	156	0.107	
		617289	156	158	0.042	
		617290	158	160	0.473	
160		617291	160	162	0.193	1056
		617292	162	164	0.153	
		617293	164	166	0.123	
		617294	166	168	0.073	
		617295	168	170	0.086	
170		617296	170	172	0.219	1049
		617297	172	174	0.274	
		617298	174	176	0.162	
		617299	176	178	0.135	
		617300	178	180	0.197	
180		617301	180	182	0.089	1042
		617302	182	184	0.083	
		617303	184	186	0.09	
		617304	186	188	0.047	
		617305	188	190	0.073	
190		617306	190	192	0.065	1035
		617307	192	194	0.081	
		617308	194	196	0.097	
		617310	196	198	0.056	
		617311	198	200	0.079	
200		617312	200	202	0.114	1028

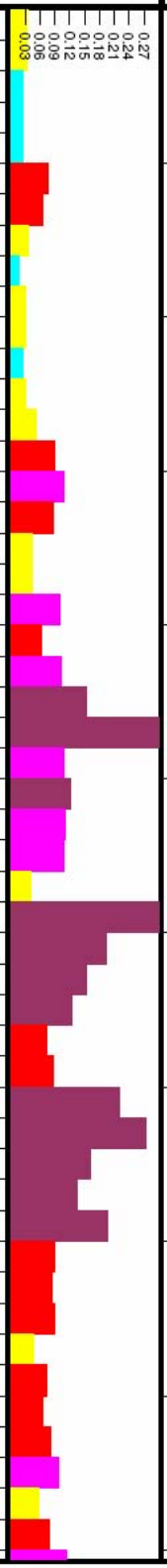

Scale 1:500

05/09/06

08:52:38

LS06-50

Segment Start Depth :200.00

Segment End Depth :300.56

Depth At	Lith	Sample	Start	End	Mo %	Elevation
	QFP	617312	200	202	0.114	
		617313	202	204	0.11	
		617314	204	206	0.09	
		617315	206	208	0.08	
		617316	208	210	0.087	
210		617317	210	212	0.067	1021
		617318	212	214	0.052	
		617319	214	216	0.074	
		617320	216	218	0.065	
		617321	218	220	0.056	
220		617322	220	222	0.095	1014
		617323	222	224	0.064	
		617324	224	226	0.123	
		617325	226	228	0.074	
		617326	228	230	0.056	
230		617327	230	232	0.108	1007
		617328	232	234	0.128	
	QFPB	617329	234	236	0.084	
		617330	236	238	0.11	
		617331	238	240	0.033	
240		617332	240	242	0.083	1000
		617333	242	244	0.063	
		617334	244	246	0.107	
		617336	246	248	0.067	
	SILC	617337	248	250	0.048	
250		617338	250	252	0.073	993
		617339	252	254	0.035	
		617340	254	256	0.063	
		617341	256	258	0.04	
		617342	258	260	0.043	
260		617343	260	262	0.071	986
		617344	262	264	0.025	
		617345	264	266	0.034	
		617346	266	268	0.027	
		617347	268	270	0.037	
270		617348	270	272	0.038	979
		617349	272	274	0.034	
		617350	274	276	0.043	
		617351	276	278	0.055	
		617352	278	280	0.044	
280		617353	280	282	0.033	971
		617354	282	284	0.055	
		617355	284	285	0.02	
290						964
300						957



Scale 1:500

05/09/06

08:53:13

LS06-51

Segment Start Depth :0.00

Segment End Depth :100.56

Depth At	Lith	Sample	Start	End	Mo %	Elevation
10	OB					1107
	QFP	617357	13	15	0.014	
		617358	15	17	0.025	
		617359	17	19	0.023	
20		617360	19	21	0.035	1100
		617361	21	23	0.027	
		617362	23	25	0.015	
		617363	25	27	0.029	
		617364	27	29	0.047	
30		617365	29	31	0.096	1093
		617366	31	33	0.121	
		617367	33	35	0.042	
		617368	35	37	0.049	
		617369	37	39	0.049	
40		617370	39	41	0.038	1086
		617371	41	43	0.031	
		617372	43	45	0.091	
		617373	45	47	0.028	
		617374	47	49	0.034	
50		617375	49	51	0.048	1079
		617376	51	53	0.032	
		617377	53	55	0.017	
		617378	55	57	0.036	
		617379	57	59	0.086	
60		617380	59	61	0.047	1073
		617381	61	63	0.102	
		617382	63	65	0.101	
		617383	65	67	0.066	
		617384	67	69	0.053	
70		617385	69	71	0.082	1066
		617386	71	73	0.035	
		617387	73	75	0.045	
		617389	75	77	0.101	
		617390	77	79	0.042	
80		617391	79	81	0.041	1059
		617392	81	83	0.027	
		617393	83	85	0.064	
		617394	85	87	0.039	
		617395	87	89	0.032	
90		617396	89	91	0.026	1052
		617397	91	93	0.032	
		617398	93	95	0.088	
		617399	95	97	0.032	
		617400	97	99	0.061	
100		617401	99	101	0.037	1045



Scale 1:500

05/09/06

08:32:22

LS06-51

Segment Start Depth :100.00

Segment End Depth :200.56

Depth At	Lith	Sample	Start	End	Mo %	Elevation
	QFP	617401	99	101	0.037	
		617402	101	103	0.034	
		617403	103	105	0.186	
		617404	105	107	0.142	
		617405	107	109	0.068	
110		617406	109	111	0.053	1038
		617407	111	113	0.043	
		617408	113	115	0.034	
		617409	115	117	0.031	
		617410	117	119	0.03	
120		617411	119	121	0.034	1032
		617412	121	123	0.068	
		617413	123	125	0.077	
		617414	125	127	0.057	
		617416	127	129	0.043	
130		617417	129	131	0.083	1025
	BRXX	617418	131	133	0.019	
		617419	133	135	0.042	
		617420	135	137	0.112	
		617421	137	139	0.041	
140		617422	139	141	0.184	1018
		617423	141	143	0.037	
		617424	143	145	0.188	
		617425	145	147	0.112	
		617426	147	149	0.118	
150	QFP	617427	149	151	0.369	1011
		617428	151	153	0.18	
		617429	153	155	0.074	
		617430	155	157	0.051	
		617431	157	159	0.109	
160	BRXX	617432	159	161	0.101	1004
	QFP	617433	161	163	0.173	
		617434	163	165	0.096	
		617435	165	167	0.215	
	BRXX	617436	167	169	0.083	
170		617438	169	171	0.083	998
		617439	171	173	0.055	
		617440	173	175	0.035	
		617441	175	177	0.065	
		617442	177	179	0.032	
180		617443	179	181	0.098	991
		617444	181	183	0.06	
		617445	183	185	0.055	
		617446	185	187	0.031	
		617447	187	189	0.039	
190		617448	189	191	0.056	984
		617449	191	193	0.087	
		617450	193	195	0.192	
		617451	195	197	0.022	
		617452	197	199	0.106	
200		617453	199	201	0.04	977



Scale 1:500

05/09/06

08:53:48

LS06-51

Segment Start Depth :200.00

Segment End Depth :300.56

Depth At	Lith	Sample	Start	End	Mo %	Elevation
		617453	199	201	0.04	
		617454	201	203	0.037	
		617455	203	205	0.048	
		617456	205	207	0.049	
		617457	207	209	0.078	
210		617458	209	211	0.067	970
		617459	211	213	0.042	
		617460	213	215	0.085	
		617461	215	217	0.018	
		617462	217	219	0.04	
220		617463	219	221	0.03	963
		617464	221	223	0.022	
		617465	223	225	0.053	
		617466	225	227	0.046	
		617467	227	229	0.06	
230		617468	229	231	0.086	956
		617469	231	233	0.048	
		617470	233	235	0.077	
		617472	235	237	0.06	
		617473	237	239	0.053	
240		617474	239	241	0.048	949
		617475	241	243	0.025	
	BRXX	617476	243	245	0.055	
		617477	245	247	0.034	
		617478	247	249	0.04	
250		617479	249	251	0.06	941
		617480	251	253	0.036	
		617481	253	255	0.026	
		617482	255	257	0.121	
		617483	257	259	0.036	
260		617484	259	261	0.025	934
		617485	261	263	0.037	
		617486	263	265	0.071	
		617487	265	267	0.009	
		617488	267	269	0.036	
270		617489	269	271	0.027	927
		617490	271	273	0.012	
		617491	273	275	0.038	
		617493	275	277	0.057	
		617494	277	279	0.073	
280		617495	279	281	0.057	920
		617496	281	283	0.027	
		617497	283	285	0.049	
		617498	285	287	0.026	
		617499	287	289	0.044	
290		617500	289	291	0.067	913
		617501	291	293	0.068	
	QFP	617502	293	295	0.051	
		617503	295	297	0.015	
		617504	297	299	0.017	
300		617505	299	301	0.038	906

Scale 1:500 | 05/09/06 | 08:54:16

Lucky Ship Project
Drill Hole Log
LS05-24

Grid Loc:L17+00E, 11+92N	UTM Easting: 599781	UTM Northing: 5987238
Depth: 122.8 metres	Azimuth: 145	Inclination: -47
Started: 2005/06/26	Finished: 2005/07/04	Date logged: 2005/07/04
Driller: Verne Emary	Drill: Longyear 34	Core Size: NQ
Drill Hole Survey: None		

Logged by: R.H. McMillan

0-10.0	Overburden – indurated till with boulders to 20 cm
10.0-13.4	Hornfelsed massive tuff, badly broken core. Iron oxides on fractures, moderate quartz vein stockwork, 60% core recovery
13.4-30.4	Hornfelsed massive tuff. Grey-green colour. Intense quartz vein stockwork. Veins generally between 2-5 mm but up to 1 cm. Quartz veining generally random in orientation with some systematic veining @45° to core axis (CA). Molybdenite veins of several ages with quartz-chlorite-pyrite veinlets intramineral (i.e. pre and post molybdenite veining). Local white-buff-pale pink K-spar (?) alteration. • 15.6-16.0 - vuggy late quartz-pyrite veinlets to 1 cm. @ 30° to CA • 18.6-19.0 - broken oxidized core • 20.4 - 2 cm. quartz-pyrite-sericite vein with molybdenite selvages at both contact @ 45° to CA • 24.6 – 25 cm qtz vein cut by fine vein selvages of molybdenite. Irregular gradual contact with wallrock • 30.0-30.4 - irregular 1 to 3 cm wide quartz veins with selvages of molybdenite within and at the margins of the veins. Veins @ 10-20° to core axis
30.4-54.0	Hornfelsed massive tuff as above. Some banding, some breccia fragments and lapilli. Quartz-molybdenite stockwork moderate in intensity. • 30.4-30.6 – good compositional layering (bedding?) subparallel to CA • 35.4 – good tuffaceous shards. **Definitely an ash flow tuff!** • 35.65-36.0 – qtz. Vein with clay altered feldspars. Molybdenite selvages at margin (at 36.0). Few fine molybdenite veinlets cutting the main quartz vein • 39.2 – 1 cm. qtz py vein @ 60° to CA • 42.9-44.4 – altered dyke?, medium grained, porphyritic, greenish altered feldspars. Pale green mica (fuchsite?) at 42.9. Dyke cut by quartz + qtz-molybdenite veinlets • 44.4 - molybdenite-qtz seam @ 35° to CA. 1-3 cm thick

Logged by D.G. MacIntyre

54.0-70.3	Hornfelsed lapilli tuff, mottled medium to dark grey, very siliceous, weak to moderate qtz-molybdenite stockwork veining. Mo also in stringers and fracture coatings. Occasional coarse grained pyrite vein and stringer with bleached selvages. Layers of elongate angular clasts suggest possible bedding. Could also be a collapse breccia or ash flow tuff. Clasts very fine-grained, siliceous and monolithic, possibly rhyolite. • 51.4 – fault gouge @ 45° to CA • 62.0 – quartz-molybdenite vein to 2 cm @ 30° to CA • 68.5-69.5 – broken core. Fault gouge, calcite healed breccia
70.3-70.7	Feldspar porphyry. May be dyke or possibly feldspar phyric volcanic. Altered and mineralized.
70.7-71.3	Lapilli tuff, as above.
71.3-71.8	Feldspar porphyry, as 70.3-70.7.
71.8-92.5	Lapilli tuff as above. Very siliceous, probably rhyolite ignimbrite. Feldspar and quartz phenocrysts. • 76.0-77.0 - broken core • 81.5 - quartz-molybdenite vein to 0.5 cm., @ 45° to CA • 83.0 - excellent bedding @ 25^0 to CA. • 84.5 - pinkish colour suggests possible alteration overprint (K-spar?) • 86.0 – well developed fragmental textures • 88.8 – 1 cm quartz-molybdenite vein @ 45° to CA • 92.5 – 0.5 cm quartz-molybdenite vein @ 10° to CA

Logged by V. Parsons

92.5-98.5	Hornfelsed grey lapilli tuff, siliceous-feldspar matrix. • 92.6 - fracturing with py • 93.0-93.1 - qtz stockwork with narrow Mo stringers @ 30° CA • 93.4-93.5 - Mo with some py in qtz stockwork, well-defined clastic fragments and chlorite (?). • 93.5 - fracture zone, abundant Mo stringers, multidirectional • 93.9-94.0 - pink feldspars, many Mo stringers • 94.0-94.7 - qtz porphyry with Mo-qtz stockwork, with green fragments (feldspar? Chlorite? Fluorite?) o 94.6 - 2x0.5 cm MoS_2-qtz vein fragment in breccia • 94.7-95.0 - breccia with qtz stockwork, veins with Mo forming part of matrix • 95.0-95.9 - grey tuff., 95.4 Mo abundant, some veins offset by younger Mo • 95.9-96.6 - fg. brown-pink unit due to feldspar alteration, also with fragments, Mo-qtz stockwork continues to cut this unit • 96.6 - veinlet of cp, associated with green mineral at 80° to CA., hostrock color grey instead of brownish-pink • 97.5 - banding of Mo, 8 cm wide, w. some py

	• 98.1-98.5 - brown-pink variation with Mo stringers
98.5-114.5	Pink-lt.grey crystal tuff with quartz and white feldspars to 5 mm. • 98.9-104.6 - brownish siliceous hornfels w. Mo. Variations of grey & brown-pink continue to 104.5. Mo presence not as evident, only small stringers. • 104.9 - more qtz stringers with Mo, specks of cp • 106.0 - darker brownish-pink variation (4 cm wide) • 107.4-107.6 - vein of qtz & crushed matrix, with Mo on outer edges both sides, 1-1.5 cm thick • 107.6 - start of highly fractured & altered pyroclastic unit with many Mo veins, one 1.5 cm Mo-qtz vein at 45° CA and many small stringers. Silica altered & epidote in places. Fault zone? Mo decreases lower in fault zone. • 108.9 - denser black hornfels for 10 cm • 109-109.4 - broken core, fragments with some MoS_2 • 109.4-110.8 - black brecciated unit, some py stringers, lesser Mo, very crumbly in places • 110.8-114.0 - brown-pink variation, Mo stringers, some qtz w. Mo, py. Grades into pale grey, extensive qtz-Mo stockwork @ 113.9 • 114.0-115.4 - grey hornfels, many Qtz veinlets but sparse Mo flecks, some py
114.5- 122.8	Flow banded rhyolite, banding visible in places at 35 ° to CA. Py stringers associated with qtz veining, not much Mo • 118.8 - thin qtz veins with Mo. • 120.1 - fractured pinkish brown unit, brecciated sections with disoriented banding, also sections that look like lapilli • 121.0-121.1 - qtz veining with poss. Minor disseminated Mo. • 121.6 - crushed zone with marked contact with more compact unit to 122.7 • 122.7-122.8 - lighter-coloured brownish-gray hornfels with barren qtz veins, some py • 122.8 Hole completed.

metreage	Sample Number
13.4-16.0	34101
16.0-18.0	34102
‘,,,,,,,,,,,	‘,,,,,,,,
118.0-120.0	34153
120.0-122.8	34154

Lucky Ship Project
Drill Hole Log
LS05-25

Grid Loc:L15+67E, 11+95N	UTM Easting: 599672	UTM Northing: 5987163
Depth: 100.6 metres	Azimuth: 165	Inclination: -45
Started: 2005/07/07	Finished: 2005/07/09	Hole logged 2005/07/09
Driller: Verne Emary, Chris Sigurdson	Drill: Longyear 34	Core Size: NQ
Drill Hole Survey at 93.0 m: Azimuth – 145 degrees magnetic (167 true), @ -44 degrees		

Logged by: R.H. McMillan

0-10.7	Overburden

10.7-49.5	Felsic Breccia (Intrusive or Subvolcanic). Highly variable rock with white rhyolite fragments with quartz and white feldspar phenocrysts. Fragments angular to rounded, ranging from <1 cm. to 10 cm. Some fragments with flow banding. Matrix generally dark to pale brown colour due to fine biotite (?). Rock is moderately fractured and mineralized with qtz-MoS_2 stockwork throughout. Qtz-MoS_2 veinlets random, cutting CA at low, intermediate and high angles. Some MoS_2 as selvages on dry fractures. Fine pyrite veinlets cut qtz-MoS_2 veinlets. Rare cp.
	• 10.7-17.0 - weakly mineralized
	  o 10.7-11.8 - broken core, some leaching
	• 17.0-21.0 - moderately fractured and mineralized
	• 21.0-25.6 - breccia is dark in colour, weakly mineralized
	• 25.6-49.5 - white to pale breccia, modereately mineralized
	  o 32.1 - 2 cm. qtz-MoS_2 vein subparallel to CA
	  o 39.5 - 2 cm. qtz-MoS_2 vein @ 45^0 to CA
	  o 40.6 - 3 cm. qtz-MoS_2 vein @ 70^0 to CA
	  o 42.3 - 20 cm. section of dark (biotitic ?) matrix material with 10-15% py disseminated and in fine veinlets
	  o 45.0-46.0 - breccia has darker matrix
	  o 48.5 - MoS_2 selvage@ 35^0 to CA cuts 1 cm. qtz-MoS_2 veinlet subparallel to CA

49.5-72.0	White Quartz Feldspar Porphyry. (subunit of Felsic Breccia with gradational contact with it). Rhyolitic composition, massive with hint of brecciation. Weak to moderate qtz-MoS_2 and late pyrite veinlets. • 51.6-52.4 - sericitic broken core • 53.8 - 1 cm. laminated qtz-MoS_2 veinlet @ 70^0 to CA • 55.2-55.5 - MoS_2 selvages @ 30^0 to CA • 56.3-62.2 - well mineralized with numerous selvages of MoS_2 • 62.2 - 10 cm. banded qtz-MoS_2 veinlet @ 70^0 to CA, some late coarse py in vein • 63.5-72.0 - fractured white QFP cut by numerous fine qtz and sericite-qtz-py veinlets, some dark chlorite on fractures, weakly (MoS_2) mineralized

	o 65.3 - 1 cm. banded qtz-MoS_2 veinlet @ 70^0 to CA, cut by sericite-qtz veinlet
72.0-88.0	White Felsic Breccia. Quartz and feldspar phenocrysts. Gradual contact with previous unit - QFP becomes progressively more brecciated down the hole. Fragments angular to rounded, ranging from 0.5 mm. to 3 cm. Rock is lightly to moderately fractured with hairline fractures with qtz, qtz-MoS_2, sericite and chlorite. • 75.1 - 12 cm banded qtz-MoS_2 vein @ 75^0 to CA • 75.4 - 10 cm broken siliceous sericitic core • 75.7 - 1 cm qtz-MoS_2 veinlet @ 40^0 to CA, MoS_2 seam at centre • 78.6 - broken core, sericitic and chloritic • 76.0-84.0 - weakly fractured and poorly mineralized • 84.2 - 1 cm qtz-MoS_2 veinlet @ 75^0 to CA • 85.6 - 3 cm clay zone • 87.0 - 4 hair-line MoS_2 seams @ 70^0 to CA
88.0-100.6	White Felsic Breccia as above. Fragments up to 3 cm. in size. Angular medium grey fragments increasingly common. Quartz and feldspar phenocrysts. Medium grey fragments are dacite porphyry in composition and contain chlorite, in contrast to the white rhyolite where both the QFP fragments and matrix are white. Increasing intensity of chloritic and sericitic alteration on fractures. Sparse sulphides (py or MoS_2) to end of hole. • 98.0 - chorite and sericite on fracture, minor py. Hole completed at 100.6

metreage	Sample Number
10.7-13.0	34155
13.0-15.0	34156
,,,,,,,,,,,	,,,,,,,,
95.0-97.0	34197
97.0-100.6	34198

Lucky Ship Project
Drill Hole Log
LS05-26

Grid Loc:L16+00E, 11+95N	UTM Easting: 599691	UTM Northing: 5987194
Depth: metres	Azimuth: 135?	Inclination: -46?
Started: 2005/07/	Finished: 2005/07/	Hole logged 2005/07/
Driller	Drill: Longyear 34	Core Size: NQ
Drill Hole Survey:		

Logged by:

0-17.0	Overburden. Indurated till, red and green andesite boulders
19.0-	Grey fg siliceous tuff. Locally mottled and weakly brecciated. Moderately MoS_2 mineralized, MoS_2 on dry fractures and in fine qtz veinlets • 17.0 – 8 mm qtz-MoS_2 veinlet @ 45^0 to CA • 17.5 – dry qtz-MoS_2 on fracture cut by qtz-MoS_2 veinlet with minor py • 18.7-19.9 – strong argillic alteration • 21.2 – 4 cm banded qtz-MoS_2 vein @ 65^0 to CA • 23.5 – 5 cm banded qtz-MoS_2 vein @ 45^0 to CA

metreage	Sample Number

Lucky Ship Project
Drill Hole Log
LS05-27

Grid Loc:L20+00E, 12+96N	UTM Easting: 599977	UTM Northing: 5987502
Depth: 81.4 metres	Azimuth: 137	Inclination: -45
Started: 2005/07/29	Finished: 2005/07/29	Hole logged 2005/07/29
Driller: Suisse – M. LaFreniere, Yves LaBrie	Drill: Longyear 38	Core Size: NQ
Drill Hole Survey at 81.4 m: Azimuth – 114^0 magnetic (139^0 true), @ -46 degrees		

Logged by: RH McMillan

0-11.1	Overburden. Boulders10.7-11.1
11.1- 19.4	Hornfelsed Massive Sediment. Pale to dark grey in colour. Local layering. Locally with tuffaceous fragments to1 cm. Strongly veined with MoS_2 and less pyrite. Locally strongly brecciated. some breccia fragments are MoS_2 mineralized quartz veins which are themselves cut by later qtz-MoS_2 veinlets and still later pyrite veinllets. Veining generally at 45^0 to CA. Moderate MoS_2 mineralization.
19.4-21.8	White Quartz Porphyry. Carries disseminated MoS_2 as well as MoS_2 stockwork. Good hexagonal quartz phenocrysts.. Moderate MoS_2 mineralization.
21.8-25.0	Massive to brecciated Fine Grained Sediment. Light grey colour. Moderate qtz-MoS_2 stockwork. MoS_2 content in quartz weak.
25.0-31.5	Broken zone. Clay altered sediment. Massive to well banded with bedding parallel to CA.
31.5-45.9	Well bedded Siliceous Sediment. Bedding @ 0 to 25 degrees to CA. Locally brecciated. Local brown biotite. Weak qtz-MoS_2 veining @ 45 to 60 degrees to CA. Graded beds with tops up the hole.
45.9-53.9	Massive White Quartz Porphyry. Excellent dipyramidal qtz phenocrysts. Round white feldspar phenocrysts to 5 mm. Moderate qtz-MoS_2 vein stockwork. Some qtz veins vuggy.
53.9-81.4	Banded Siliceous Siltstone. Well banded white cherty and light grey sandy layers. Load casts indicate tops up the hole. Strong (3-5%) pyrite. Weak qtz-MoS_2 stockwork. • 53.9 – 2 cm band of semi-bedded pyrite (50% fine pyrite) • 66.5 – 1 cm qtz-MoS_2-py veinlet @ 45^0 to CA • 72.0-81.4 – Same rock, but relatively poorly layered to massive and (or) brecciated • 75.4 – 1 cm py vein with minor qtz @45^0 to CA
	Hole Completed @ 81.4

metreage	Sample Number
11.0-13.0	34200
13-15	B348701
*****	******
79.0-81.4	B348734

Lucky Ship Project
Drill Hole Log
LS05-28

Grid Loc:L15+50E, 13+12N	UTM Easting: 599591	UTM Northing: 5987249
Depth: 178.9 metres	Azimuth: 145	Inclination: -45
Started: 2005/07/29	Finished: 2005/07/31	Hole logged 2005/07/31
Driller: Suisse – M. LaFreniere, Yves LaBrie	Drill: Longyear 38	Core Size: NQ
Drill Hole Survey at 178.9: Azimuth – 120^0 (mag), 145^0 true, dip -39^0		

Logged by: RH McMillan

0-9.1	Overburden.
9.1- 87.0	Massive White Quartz Feldspar Porphyry. Moderately to well mineralized with qtz-MoS_2 and dry MoS_2 veinlets. Very little or no pyrite. • 10.9 - 1 cm qtz-MoS_2 veinlet @ 30^0 to CA. • 14.8 – 15.2 – brecciated qtz-MoS_2 veinlets • 16.5 – 1 cm banded qtz-MoS_2 veinlet @ 5^0 to CA • 18.0 – 1 cm qtz-MoS_2 veinlet @ 25^0 to CA • 27.2 – 1 cm qtz-MoS_2 veinlet @ 25^0 to CA • 31.1 – 3 mm dry MoS_2 on fractures • 35.0 – 43.0 – weak to moderate argillic alteration. Locally very gougy. • 38.2 – black gougy MoS_2 mixed with chlorite • 43.4 – 2 cm banded qtz-MoS_2 veinlet @ 35^0 to CA • 58.0 – weak argillic alteration associated with pale green calcite on fractures • 65.0 – 68.6 – Broken core, moderately well mineralized • 82.3 – 3 cm laminated qtz-MoS_2 vein @ 30^0 to CA • 85.0 – 85.7 – weak-moderate argillic alteration
87.0-93.7	White Quartz Feldspar Porphyry. Angular to subrounded exotic fragments to 2 cm constitute up to 15% of the rock. Weakly to moderately mineralized by qtz-MoS_2 stockwork • 94.4 – 2 cm banded qtz-MoS_2 vein @ 45^0 to CA
93.7-94.8	Pebble Conglomerate-QFP with brownish matrix due to biotite. Many exotic fragments to 3 cm . Brownish equant altered feldspar (?) phenocrysts converted to biotite (?). Gradational contacts. Moderately to well mineralized with qtz-MoS_2 stockwork
94.8-99.0	White QFP with occasional fragments as 87.0-93.7
99.0-178.9	Pebble Conglomerate-QFP as 93.7-94.8. Very weak disseminated pyrite (<1%). Moderate to strong MoS_2. • 100.1 – 2 2cm qtz-MoS_2 veins @ 40^0 to CA separated by 3 cm of relatively barren rock • 100.7 – 3 cm qtz-MoS_2 vein @ 20^0 to CA

	• 104.8-105.3 – 1 cm qtz-MoS_2 veinlet parallel to CA • 105.7 – 2.5 cm banded qtz-MoS_2 vein @ 45^0 to CA • 109.5-109.9 – breccia with MoS_2-qtz in matrix • 110.7-111.0 – banded qtz-MoS_2 vein @ 40^0 to CA • 116.7 – 2 cm qtz-MoS_2 vein @ 45^0 to CA • 120.7 – 2 cm qtz-MoS_2 vein @ 45^0 to CA • 122.3-124.1 – broken core, some slickensided MoS_2 • 125.4-127.0 – irregular fractures with dry MoS_2. **<u>Good grade MoS_2</u>** • 132.1 – 1 cm qtz-MoS_2 vein @ 45^0 to CA • 134.3 - 15 cm banded qtz-MoS_2 vein @ 60^0-70^0 to CA • 135.7-136.3 – 5 mm slickensided dry MoS_2 subparallel to CA • 140.4 – 1.5 cm qtz-MoS_2 vein @ 40^0 to CA • 140.7 – 3.0 cm banded qtz-MoS_2 vein @ 60^0 to CA cuts earlier disrupted qtz-MoS_2 vein approximately 5 cm thick • 144.2 – 8 cm well banded qtz-MoS_2 vein @ 25^0 to CA • 147.4 – 2-4 cm. banded qtz-MoS_2 veins @ 65^0 to CA separated by 3 cm of QFP • 155.4 - 2 cm qtz-MoS_2 vein @ 50^0 to CA • 155.5 - 2 cm qtz-MoS_2 vein @ 50^0 to CA • 155.6 – 2 bifurcating MoS_2-qtz veins approximately 1 cm thick @ 30^0 and 45^0 to CA • 159.7 – 1 cm qtz-MoS_2 vein @ 45^0 to CA • 159.9 - 5 cm banded qtz-MoS_2 vein folded @ 10^0-30^0 to to CA • 163.2 – 3 cm banded qtz-MoS_2 vein @ 45^0 to CA • 163.8 - 3 cm banded qtz-MoS_2 vein @ 60^0 to CA - 164.0 to end – MoS_2 content diminishes and pyrite content increases to 1-2% • 165.5 - 3 cm banded qtz-MoS_2 vein @ 50^0 to CA • 166.7 - 3 cm banded qtz-MoS_2 vein @ 25^0 to CA • 167.1 - 3 cm banded qtz-MoS_2 vein @ 25^0 to CA • 169.2 - MoS_2-qtz vein @ 80^0 to CA • 169.5 – MoS_2 on fine fractures over 8 cm • 170.8 – 2 cm banded qtz-MoS_2 vein @ 70^0 to CA • 173.1 – 1 cm banded qtz-MoS_2 vein @ 80^0 to CA • 175.0 – two coalescing banded qtz-MoS_2 vein @ 30^0 and 60^0 to CA
	Hole Completed @ 178.9

metreage	Sample Number
9.1-11.0	B348736
57.0-59.0	B348760
blank	B348761
59.0-61.0	B348762
95.0-97.0	B348780
blank	B348781
97.0-99.0	B348782
141.0-143.0	B348804

blank	B348805
143.0-145.0	B348806
177.0-178.9	B348823

Lucky Ship Project
Drill Hole Log
LS05-29

Grid Loc:L15+50E, 14+00N	UTM Easting: 599532	UTM Northing: 5987315
Depth: 188.06 metres	Azimuth: 145	Inclination: -45
Started: 2005/08/01	Finished: 2005/08/03	Hole logged 2005/08/03
Driller: Suisse – M. LaFreniere, Yves LaBrie	Drill: Longyear 38	Core Size: NQ
Drill Hole Survey at 183 m: Azimuth – 129.5^0 (mag), 153.5^0 true, dip -42^0		

Logged by: R.H. McMillan and D.G. MacIntyre

0-7.7	Overburden.
7.7- 188.06	Massive white quartz feldspar porphyry (QFP), 5-10% 1-2 mm quartz "eyes", 3-5% 1 mm altered feldspar and 3-5% biotite pseudomorphed by a light green clay or chlorite mineral. Locally, some rounded quartz and feldspar phyric greenish grey inclusions to 5 cm, up to 10% or rock. Weak to moderate qtz-MoS_2 veining and dry MoS_2 stringers and fracture coatings. Locally brecciated. Very little or no pyrite. 7.7-55.6 – mostly massive QFP with weak qz-MoS2 veining • 15.2 – dry Mo fracture @ 20°.to CA. • 17 – 8mm banded qtz- MoS_2 vein @ 15° to CA • 19.2 – two 3mm banded qtz- MoS_2 vein @ 70° to CA • 23.8-24.4 - broken core, gouge, clay altered • 33.4 – 3 mm banded qtz- MoS_2 vein @ subparallel to CA • 38 - 3 mm banded qtz- MoS_2 vein @ 25° to CA • 28-42 – broken core, weak clay alteration, few qtz- MoS_2 stringers • 43.6 – 1 cm banded qtz- MoS_2 vein @ 40° to CA • 43.8 – two 3mm banded qtz- MoS_2 veins separated by 1cm of rock @ 45° to CA • 48 – 2 cm banded qtz- MoS_2 vein @ 45° to CA. Bifurcates into 2 smaller veins 55.6-85 broken core, some gouge, clay altered, weak-moderate qtz-mo veins mostly as banded veins, dry mo stringers and fracture coatings • 57.7 – 3 cm sheeted qtz- MoS_2 vein subparallel to CA comprised of parallel stringers of qtz- MoS_2 • 57 – 3 cm banded qtz- MoS_2 vein @ 10° to CA • 66.0 – 4 mm banded qtz- MoS_2 vein @ 10° to CA • 68-68.6 – gouge zone with 1 cm dark brownish grey seam of mud (Mo?) • 81.2-83.7 – same as previous (68-68.6) 85-174.8 – mainly massive QFP, moderate qtz-MoS_2 veining increasing down hole with more frequent banded qtz-MoS_2 veins • 86.9 – two 3 mm dry MoS_2 fractures @45° to CA • 89.8 – 8 mm dry MoS_2 fractures, minor py stringers

	• 97.2 – 3 banded qtz-MoS_2 veins @15° to CA separated by 2 cm of barren rock • 97 – 3 mm dry fractures @ 10° to CA • 99.5 -1 cm banded qtz-MoS_2 vein @25° to CA • 103.9 - 1 cm banded qtz-MoS_2 vein @15° to CA • 108 - MoS_2 -qtz vein @40° to CA • 113.2 – 7mm banded qtz-MoS_2 vein @45° to CA • 116.9 - 1 cm banded MoS_2-qtz- vein @ subparallel to CA cut by 1 cm pegmatitic qtz-feldspar vein with disseminated MoS2 • 116.9-118.3 – QFP with strong MoS_2 stringers and MoS_2 on fractures subparallel to the CA banded MoS_2-qtz- vein @ 15° to CA cutting dry MoS_2 on fractures • 128-128.5 – same as above but subparallel to CA • 130.2-130.4 – same as above. 1 cm MoS_2 -qtz vein cutting qtz vein stockwork, in turn cut by veins and late fractures • 133.3 – 1 cm banded qtz-MoS_2 vein @85° to CA • 134.3 – 8 mm banded qtz-MoS_2 vein @30° to CA • 139.5 – 5 mm banded qtz-MoS_2 vein @30° to CA • 147.7-148 – broken core, gouge, clay altered • 149.4-150 – 5-10 mm banded qtz-MoS_2 vein @10° to CA • 153.4 – 1 cm banded qtz-MoS_2 vein @20° to CA • 158.4 – 1cm bifurcating banded qtz-MoS_2 vein @80° to CA • 162.4-163 – 5-10 mm bifurcating banded qtz-MoS_2 vein @20° to CA • 166.2-166.5 - 5-7 mm banded qtz-MoS_2 vein @30° to CA, MoS_2 on dry fractures • 168.6-169 – broken core, gouge, MoS_2 seams • 169.8-170 - broken core, gouge, MoS_2 seams • 172.6-173 – 2 cm bifurcating banded qtz-MoS_2 vein @10° to CA • 174.8 – 2 cm banded MoS_2 -qtz vein @40° to CA. MoS_2 seam smeared on fracture 174.8-188.06 – massive white QFP, weak qtz-MoS_2 veining, some MoS_2 stringers and dry fractures. 1-3 mm MoS_2 stringers and 3-5 mm banded qtz-MoS_2 veins a 10 to 20 cm spacing • 178 – 4 mm banded qtz-MoS_2 vein @45° to CA • 180.1 - 1 cm banded qtz-MoS_2 vein @85° to CA • 188 – 3 mm banded qtz-MoS_2 vein @10-20 cm spacing
	Hole Completed @ 188.06

metreage	Sample Number
7.7-10.0	B348824
50.0-52.0	B348846
blank	B348847
52.0-54.0	B348848
86.0-88.0	B348865

blank	B348866
88.0-90.0	B348867
128.0-130.0	B348887
blank	B348888
130.0-132.0	B348889
170.0-172.0	B348909
blank	B348910
172.0-174.0	B348911
186-188.06	B348918

Lucky Ship Project
Drill Hole Log
LS05-30

Grid Loc:L16+00E, 14+00N	UTM Easting: 599586	UTM Northing: 5987329
Depth: 172.82 metres	Azimuth: 145	Inclination: -45
Started: 2005/08/03	Finished: 2005/08/05	Hole logged 2005/08/05
Drillers: M. LaFreniere, Y. LaBrie; T. Hooper, A. Madison	Drill: Longyear 38	Core Size: NQ
Drill Hole Survey:		

Logged by: D.G. MacIntyre

0-3.05	Overburden, indurated till
3.05-31.0	Quartz-feldspar porphyry (QFP); yellowish cream colour, very siliceous; 5-10% 1-2 mm qtz eyes, 2-5% yellowish grey feldspar pseudomorped by clay?; possible biotite pseudomorphed by light green clay or chlorite mineral; weak qtz-MoS_2 mineralization; 5-10 mm banded qtz veins with trace MoS_2 along vein margins; few widely spaced dry fractures with MoS_2; FeOx and dendritic MnOx on fractures • 10.5 – 1 cm banded qtz vein @20° to CA, trace MoS_2 • 12.4 – qtz vein stockwork with 1 mm MoS_2 stringer qtz- MoS_2 veins • 27.7 – 2 mm qtz--MoS_2 vein @45° to CA
31.0-40.2	QFP as above with increasing frequency of MoS_2 stringers and banded qtz-MoS_2 veins; moderate to strong qtz- MoS_2 veining; FeOx and MnOx on fractures • 33.0-33.6 – zone of banded qtz- MoS_2 veins up to 5 cm thick cut by qtz vein stockwork; banded veins @10° to CA; later qtz veinlets @45-70° to CA • 38.0-39.4 – rounded 1-2 cm siliceous inclusions of tuff or sediment; inclusions comprise up to 20% of rock • 40.2 – 2-3 mm MoS_2-qtz vein @10° to CA
40.2-172.82	QFP as above with moderate to strong Mo mineralization as banded qtz- MoS_2 veins, MoS_2 stringers and MoS_2 on dry fractures; rare FeOx on fractures (below oxidation zone?) • 43.4 – 10 cm banded qtz- MoS_2 vein @20° to CA; few py stringers and clots • 51.0-53.0 – broken core, some gouge, clay altered, dark bands of clay may contain MoS_2 • 56.8 – 1 cm banded qtz-MoS_2 vein @30° to CA • 56.9-57.5 – broken core, gouge, MoS_2 seams smeared on fractures, slickensides indicate shear movement • 58.5-58.8 – some as above. MoS_2 on dry fractures • 61.4 – 1 cm banded qtz-MoS_2 vein @45° to CA, few py stringers • 64.0 – 2-3 mm MoS_2-qtz stringers at various angles to CA, 1-2 cm spacing • 65.0 - 2-3 mm MoS_2-qtz stringers at various angles to CA, 1-2 cm

	spacing • 68.2 – 5-10 mm bifurcating qtz-MoS_2 veins, greenish clay? On fractures • 70.2 – 1 cm banded qtz-MoS_2 vein @45° to CA • 70.5-71.0 broken core • 71.4-72.0 2 cm banded qtz- MoS_2 vein @10° to CA; numerous MoS_2 stringers at various orientations to CA • 72.6-74.0 – 2-4 cm calcite vein subparallel to CA • 74.8 – pyrite stringer • 75.9 – 5-7 mm MoS_2-qtz vein @45° to CA cut pby later qtz veinlets • 77.4 – 5 .5-2cm banded qtz- MoS_2 vein @45° to CA cut by second generation of qtz-MoS_2 veins • 78.9 – qtz vein stockwork and 1 cm banded qtz- MoS_2 vein @30° to CA • 79.7-81.0 – broken core, some gouge, MoS_2 smeared on fractures, clay altered • 81.4 – two 1cm banded qtz- MoS_2 veins @40° to CA • 83.4 – 1 cm banded qtz- MoS_2 veins @20° to CA • 84.6-86.0 – zone of banded qtz- MoS_2 veins subparallel to CA cut by younger qz-vein stockwork producing breccia like texture • 91.0-93.6 – broken core, gouge, MoS_2 smeared on fractures • 94.8 – 2 cm banded qtz- MoS_2 vein @45° to CA • 97.8 – 10 cm gouge zone, clay altered • 98.4 – 1 cm MoS_2-qtz vein @45° to CA • 99.8-101.4 – zone of qtz vein stockwork and 2-5 mm MoS_2-qtz veins @30-45° to CA • 102.6 – 5 mm banded qtz-MoS_2 vein @30° to CA • 104.0 – 2 cm bifurcating qtz-MoS_2 vein @70° to CA, speck of pyrite • 104.6-105.4 – 1 cm banded qtz-MoS_2 vein @20° to CA, parallel MoS_2 stringers at .5-1 cm spacing • 106.1 – 2 cm banded qtz-MoS_2 vein @10° to CA • 108.4 - 2 cm bifurcating qtz-MoS_2 vein @70° to CA • 109.8 – 10 cm of brecciated core; MoS_2 smeared on fractures @80° to CA • 110.8-111.0 – 5-10 mm bifurcating banded qtz-MoS_2 veins and qtz vein stock work • 111.0-111.2 – broken core • 113.2-113.5 – broken core, some gouge, clay altered • 114.5-115.0 - brecciated core, clay altered, MoS_2 smeared on fractures • 115.0-116.5 - qtz-MoS_2 vein stockwork @60-70° to CA; some short gouge zones, MoS_2 smeared on fractures • 117.0-119.5 – broken core, some 5-10 cm gouge zones, FeOx and MnOx on fractures, 2-5 mm banded qtz- MoS_2 vein @70-80° to CA • 119.9 – 5 mm banded qtz- MoS_2 vein @45° to CA • 120.3-120.5 - qtz-MoS_2 vein stockwork 122.2-126.7 QFP has pinkish colour with spotted texture due to chlorite? clots;

	some rounded inclusions, trace of pyrite • 122.4 – 2-3 cm dark brown inclusions, trace of pyrite • 124.2 – 2 cm calcite vein subparallel to CA • 125.8 – 1 cm banded qtz-MoS_2 vein @60° to CA 126.3-130.8 - QFP locally with chlorite clots producing spotted texture; chlorite after biotite? moderate qtz-MoS_2 veining • 128.0 – 1 cm MoS_2 vein • 128.0-130.8 – qtz vein stockwork, qtz-MoS_2 veins cut by late qtz-py veins • 130.8- qtz-MoS_2 veins, bifurcating 130.8-172.82 – QFP, white, siliceous, few rounded inclusions; moderate to strong Mo mineralization as qtz-MoS_2 veins, MoS_2 stringers locally cut by later qtz vein stockwork • 131.0-131.4 – 5 mm banded qtz-MoS_2 vein @30° to CA and qtz vein stockwork with minor MoS_2 • 133.0 5 mm bifurcating MoS_2-qtz vein @60-80° to CA • 134.0-134.4 – qtz vein stockwork, some 2 mm MoS_2 stringers • 135.8 – 2 cm banded bifurcating qtz-MoS_2 vein @45° to CA • 136.8-137.2 – 5-8 mm banded qtz-MoS_2 vein @10° to CA offset by 2-5 mm qtz-MoS_2 veins @60-70° to CA • 138.1 – 10 cm qtz vein and stockwork with some 1-2 mm MoS_2 bands and stringers @45° to CA • 138.5 - 1 cm banded qtz-MoS_2 vein @40° to CA • 142.2 – two 1-2 cm banded qtz-MoS_2 vein @45° to CA; some qtz vein stockwork • 145.4 – 5 mm banded qtz-MoS_2 vein @30° to CA • 148.0 - banded texture to rock @ 30° to CA • 154.5 – qtz stockwork and banded, bifurcating qtz-MoS_2 veins @10-15° to CA • 155.5-156.2 – qtz vein stockwork cut by 2 mm MoS_2-qtz vein @60-60° to CA • 157.0 – 1 cm banded qtz-MoS_2 vein @45° to CA • 157.6 - 1 cm banded qtz-MoS_2 vein @45° to CA • 158.0 – qtz vein stockwork • 159.9 - 1 cm banded qtz-MoS_2 vein @45° to CA • 160.0-161.0 numerous qtz-MoS_2 veins, qtz vein stockwork and 1-2 mm MoS_2 stringers • 162.6 - 1 cm banded qtz-MoS_2 vein @30° to CA • 163.2-163.8 – qtz stockwork, banded qtz-MoS_2 veins • 164.2-166.7 – strong qtz-MoS_2 veining and stringers, some qtz stockwork @30-60° to CA; QFP has pinkish cast in places • 166.6 – 5-7 mm banded qtz-MoS_2 vein @75° to CA • 168.9 – 2 cm banded qtz-MoS_2 vein @60° to CA • 167.4 – 4 cm qtz vein @30° to CA with 2-3 mm MoS_2 band at same orientation offset by 2-3 mm qtz-MoS_2 vein @70° to CA • 170.1 – 3-5 mm qtz-MoS_2 veins and qtz vein stockwork

	• 171.0-172.82 – qtz vein stockwork cut by numerous qtz-MoS_2 veins and stringers at @45° to CA; QFP has pinkish cast

metreage	Sample Number
3.1-5	348919
23-25	348919
blank	348020
25-27	348021
61-63	348949
blank	348950
59-61	348951
99-101	348969
blank	348970
101-103	348971
137-139	348989
blank	348990
139-141	348991
171-172.82	349007

Lucky Ship Project
Drill Hole Log
LS05-31

Grid Loc:L16+50E, 14+00N	UTM Easting: 599621	UTM Northing: 5987365
Depth: 78.33 metres	Azimuth: 145	Inclination: -45
Started: 2005/08/06	Finished: 2005/08/07	Hole logged 2005/08/08
Drillers: M. LaFreniere, Y. LaBrie; T. Hooper, A. Madison	Drill: Longyear 38	Core Size: NQ
Drill Hole Survey: 78.33 Azimuth 125 mag, 149 true, Inclination -48		

Logged by: D.G. MacIntyre

0-1.5	Overburden
1.5-55.0	Quartz-feldspar porphyry (QFP); yellowish cream to light grey colour, very siliceous; 5-10% 1-2 mm qtz eyes, 2-5% yellowish grey feldspar pseudomorped by clay? Sericite?; possible biotite pseudomorphed by chlorite mineral; moderate to strong qtz-MoS_2 mineralization as banded veins and stringers; FeOx and dendritic MnOx on fractures • 8.2 – 1 cm banded qtz-MoS_2 vein @10° to CA • 9.8 – 4 cm banded qtz-MoS_2 vein @80° to CA 13.5-55.0 – QFP with 5-10% 1-2mm chloritized biotite flakes • 15.5 – 4 cm banded qtz-MoS_2 vein @20° to CA and subparallel • 15.5-15.8 – broken core, gouge, clay altered, MoS_2 seam in clay • 20.0 – 10 cm banded qtz-MoS_2 vein segmented by later qtz vein stockwork (silica flooding) • 23.4-25.0 – 5-10 cm banded bifurcatingqtz-MoS_2 vein offset and segmented by later injection of qtz and development of qtz vein stockwork • 26.5 – 2 cm banded qtz-MoS_2 vein @30° to CA • 26.5-27.5 – qtz vein stockwork • 27.5-29.2 – banded qtz-MoS_2 vein subparallel to CA segmented by later qtz vein stockwork (silica flooding) • 32.6-32.8 - broken core, gouge, clay altered • 33.7-33.8 – 10 cm banded qtz-MoS_2 vein @70° to CA segmented by later injection of qtz • 35.8 – 1 cm banded qtz-MoS_2 vein @10° to CA • 37.0 – 5 mm banded qtz-MoS_2 vein @10° to CA • 41.4 – py on fractures • 46.0 – 1 cm banded qtz-MoS_2 vein @35° to CA • 48.4 - banded qtz-MoS_2 vein segmented by later injection of qtz • 48.0-50.0 – qtz vein stockwork • 51.5 - 1 cm banded qtz-MoS_2 vein @45° to CA
55.0-78.3	QFP as above, massive, white, feldspars pseudomorphed by light green mineral; weak qtz-MoS_2 veining; moderate to intense qtz vein stockwork = high silica zone of Amax • 56.8-67.0 – intense qtz vein stockwork; qtz comprises 40-60% or rock

	• 57.6-58 – massive qtz, few wallrock inclusions • 58.7- 58.9 – massive qtz, few wall rock inclusions • 64.4 – 5 mm banded qtz-MoS_2 vein @30° to CA • 65.2-65.9 qtz- MoS_2 vein completely segmented and disrupted by later qtz vein stockwork (silica flooding) • 70.2 - 1 cm brecciated qtz-MoS_2 vein @10° to CA • 76.8 – dark clay seam; ground up MoS_2 vein? • 78.0-78.3 – broken rock, clays altered, minor gouge

metreage	Sample Number
1.5-4	349049
22-24	349069
blank	349070
24-26	349071
60-62	349089
blank	349090
62-64	349091
76-78.3	349098

Lucky Ship Project
Drill Hole Log
LS05-32

Grid Loc:L17+00E, 14+00N	UTM Easting: 599654	UTM Northing: 5987399
Depth: 63.09 metres	Azimuth: 145	Inclination: -45
Started: 2005/08/07	Finished: 2005/08/08	Hole logged 2005/08/09
Drillers: M. LaFreniere, Y. LaBrie; T. Hooper, A. Madison	Drill: Longyear 38	Core Size: NQ
Drill Hole Survey: 59.09 Azimuth 121 mag, 145 true, Inclination -44		

Logged by: D.G. MacIntyre

0-9.4	Overburden
9.4-58.0	Quartz-feldspar porphyry (QFP); cream to light grey colour, very siliceous; 5-10% 1-2 mm qtz eyes, 3-5% 1 mm yellowish grey feldspar pseudomorped by clay? Sericite?; 3-5% 1-2 mm biotite? pseudomorphed by light green chlorite; moderate qtz-MoS_2 mineralization as banded veins and stringers; some qtz-vein stockwork • 12.5-13.7 – 4-6 cm bifurcating, banded qtz-MoS_2 vein subparallel to CA; MoS_2 bands segmented by later injection of quartz (silica flooding) during development of a quartz vein stockwork; vein appears to have expanded in width by 30-50% due to late qtz injection • 17.0 – 2-5 mm banded qtz-MoS_2 vein @subparallel to CA • 18.0 - 1 cm banded qtz-MoS_2 vein @10° to CA • 25.5 – 5 cm banded qtz-MoS_2 vein @subparallel to CA • 28.2-28.5 – qtz vein stockwork, some MoS_2 stringers and qtz-MoS_2 veins. Late qtz and c.gr. py as cubes observed on fractures • 28.5 - 5 mm banded qtz-MoS_2 vein @subparallel to CA • 33.2 - 1 cm bifurcating banded qtz-MoS_2 vein with later qtz along vein axis @45° to CA • 33.6 - 2 cm bifurcating banded qtz-MoS_2 vein @60° to CA; some late silica flooding in core of vein; MoS_2 smeared on shear planes in core of vein • 39.0 - 2 cm banded qtz-MoS_2 vein @30° to CA; some minor qtz stockwork between veins • 42.0 – qtz vein stockwork; few MoS_2 stringers; some MoS_2 along margins of quartz veins • 49.0-49.7 – broken core, minor gouge, clay altered • 51.2-51.4 – qtz vein stockwork • 51.8 - 5 cm banded qtz-MoS_2 vein @45° to CA • 52.0-52.5 – qtz vein stockwork • 52.4-54.0 – broken core; gouge, clay altered; MoS_2 smeared on shear planes; fault breccia • 58.0-63.09 – strong qtz veins stockwork; few scattered MoS_2 stringers and patches with quartz; remnants of banded qtz-MoS_2 veins totally enclosed in later qtz veining

metreage	Sample Number
9.4-11	349099
27-29	349108
blank	349109
29-31	349110
47-49	349119
blank	349120
49-51	349121
61-63.09	349127

Lucky Ship Project
Drill Hole Log
LS05-33

Grid Loc:L16+50E, 12+00N	UTM Easting: 599740	UTM Northing: 5987215
Depth: 117.3 metres	Azimuth: 145	Inclination: -45
Started: 2005/08/08	Finished: 2005/08/12	Hole logged 2005/08/13
Drillers: V. Emary/ E. Emary	Drill: Longyear 34	Core Size: NQ
Drill Hole Survey: 113.30 Azimuth 116 mag, 140 true, Inclination -45		

Logged by: D.G. MacIntyre

From	To	Description
0	7.62	Overburden
7.62	28.2	Tuff or mudstone, Hornfelsed, light to dark grey, brownish grey, locally spotted texture due to biotite; faint hint of bedding, crackle breccia; py stringers with 1 to 2 mm bleached selvages (sericite); some qtz vein stockwork; weak to moderate qtz-MoS_2 veining • 7.62-22.0 broken core, FeOx on fractures • 10.2 – 5 mm birfurcating banded qtz-MoS_2 vein @40° to CA, qtz vein stockwork • 11.8 – 5 mm banded qtz-MoS_2 vein @70° to CA • 13.2 – qtz vein stockwork • 22.8 – 1 cm qtz vein parallel to CA with 1 mm MoS_2 stringer down centre of vein • 27.4 – qtz vein stockwork • 27.8 – bifurcating 5 mm qtz-MoS_2 veinlets @30° to CA
28.2	29.1	QFP dyke; white, 2-3% 1-2 mm qtz eyes, 1mm MoS_2 stringers; some qtz vein stockwork
29.1	35.8	Hornfelsed tuff or sediment; same as previous but lighter colour, more bleached and veined; qtz vein stockwork; weak to moderate qtz-mo and mo stringers, some FeOx on fractures • 30.2 – bifurcating qtz vein • 33.2 – bifurcating qtz-MoS_2 vein @60° to CA • 34.6 – late 5 mm qtz-py vein @70° to CA; c.gr. py
35.8	36.2	QFP dyke as previous, MoS_2 stringers
36.2	36.5	Tuff or mudstone, hornfelsed as previous
36.5	36.8	QFP dyke as previous, with qtz vein stockwork
36.8	39.2	Tuff or mudstone, hornfelsed as previous; siliceous, brownish grey cut by qtz veins, py stringers and banded qtz-MoS_2 veins • 36.8-37.2 broken core; FeOx on fractures • 38.6 – 2 cm disrupted banded qtz-MoS_2 vein • 39.1 – 2 mm qtz-py veins @45° to CA
39.2	39.4	Basalt dyke, dark fine-grained @45° to CA; cut by microveinlets of py and irregular 1 cm qtz-chl vein also @45° to CA; pre ore dyke, soft, not

		siliceous
39.4	54.2	Tuff or f.gr. sediment; hornfelsed; mottled to banded, light greenish grey, brownish grey to dark grey; locally spotted due to biotite (spotted hornfels); bleached envelopes on py microveinlets; moder to strong qtz-MoS_2 veining
54.2	55.4	Broken core, gouge, clay alteration; difficult to determine original rock type, probably hornfels as above
55.4	73.4	Tuff, hornfelsed, siliceous, pink to brownish grey, finely laminate, spotted, locally brecciated with brown biotite rich matrix; some small feldspar porphyry dyke; weak to moderate qtz-MoS_2 veining • 66.5 – 2 cm banded qtz-MoS_2 vein @45° to CA
73.4	79.4	Quartz-biotite-feldspar porphyry (granite porphyry of Amax?); light grey with 25-30% 1-2 mm white to cream coloured feldspar, 3-5% 1-2 mm qtz eyes and 1-2% 1 mm biotite in a f.gr. siliceous matrix; cut by qtz-MoS_2 veins and MoS_2 stringers • 79.0 – 4 cm banded qtz-MoS_2 vein @10° to CA • 79.4-80.4
79.4	80.4	Tuff, hornfelsed, siliceous; light grey to brown; mottle, some feldspar crystal fragments
80.4	81.4	Granite or quartz monzonite, equigranular, 40-60% 2-4 mm white feldspars, 25-30% quartz
81.4	85.4	Tuff, hornfelsed, siliceous; same as previous
85.4	86.2	Granite or quartz monzonite as above
86.2	93.2	Tuff, hornfelsed, siliceous; brecciated, spotted texture, some banding; mottled dark to pinkish grey going to pink, light brown down hole; weak qtz-MoS_2 veining 92.0-93.2 – soft core, gouge
93.2	95.7	QFP dyke; moderate qtz-MoS_2 veining; veins bifurcating
95.7	96.5	Tuff, Hornfelsed as above
96.5	100.8	Quartz-biotite-feldspar porphyry similar to previous intervals
100.8	117.4	Tuff, hornfelsed, siliceous; dark grey, spotted with microveinlets of py with narrow bleached margins; finely laminated toward bottom of hole; lamination @20 to 45 ° to CA;, siliceous; weak qtz-MoS_2 veining • 102.2 – 4 mm banded qtz-MoS_2 vein @80° to CA • 106.2-107.0 – disrupted qtz-MoS_2 vein subparallel to CA • 113.8 - breccia with dark grey matrix EOH 117.4 m

Assay Results – DDH LS05-33

8	10	614886	0.016	0.027
10	12	614887	0.064	0.107
12	14	614888	0.016	0.027
14	16	614889	0.015	0.025
blank		614890		0.000
16	18	614891	0.022	0.037
18	20	614892	0.047	0.078
20	22	614893	0.016	0.027
22	24	614894	0.058	0.097
24	26	614895	0.105	0.175
26	28	614896	0.136	0.227
28	30	614897	0.073	0.122
30	32	614898	0.057	0.095
32	34	614899	0.106	0.177
34	36	614900	0.08	0.133
36	38	614901	0.124	0.207
38	40	614902	0.072	0.120
40	42	614903	0.089	0.148
42	44	614904	0.066	0.110
44	46	614905	0.075	0.125
46	48	614906	0.055	0.092
48	50	614907	0.067	0.112
50	52	614908	0.057	0.095
52	54	614909	0.236	0.394
blank		614910	0.001	0.002
54	56	614911	0.086	0.143
56	58	614912	0.059	0.098
58	60	614913	0.115	0.192
60	62	614914	0.09	0.150
62	64	614915	0.05	0.083
64	66	614916	0.091	0.152
66	68	614917	0.09	0.150
68	70	614918	0.091	0.152
70	72	614919	0.088	0.147
72	74	614920	0.082	0.137
74	76	614921	0.063	0.105
76	78	614922	0.061	0.102
78	80	614923	0.176	0.294
80	82	614924	0.055	0.092
82	84	614925	0.067	0.112
84	86	614926	0.156	0.260
86	88	614927	0.057	0.095
88	90	614928	0.042	0.070
90	92	614929	0.078	0.130
blank		614930	0.001	0.002
92	94	614931	0.043	0.072

94	96	614932	0.151	0.252
96	98	614933	0.073	0.122
98	100	614934	0.059	0.098
100	102	614935	0.084	0.140
102	104	614936	0.061	0.102
104	106	614937	0.063	0.105
106	108	614938	0.073	0.122
108	110	614939	0.089	0.148
110	112	614940	0.05	0.083
112	114	614941	0.028	0.047
114	116	614942	0.029	0.048
116	117.35	614943	0.031	0.052

Lucky Ship Project
Drill Hole Log
LS05-34

Grid Loc:L19+50E, 13+90N	UTM Easting: 599856	UTM Northing: 5987541
Depth: 130.15 metres	Azimuth: 145	Inclination: -45
Started: 2005/08/08	Finished: 2005/08/9	Hole logged 2005/08/10
Drillers: M. LaFreniere, Y. LaBrie; T. Hooper, A. Madison	Drill: Longyear 38	Core Size: NQ
Drill Hole Survey: 126.15 Azimuth 122 mag, 146 true, Inclination -46		

Logged by: D.G. MacIntyre

From	To	Description
0	3.05	Overburden
3.05	9.0	Mixed quartz-feldspar porphyry (QFP) and siliceous ash flow lapilli tuff or QFP breccia. Possible contact zone of QFP intrusion. Clasts rounded to angular, 60-70%, mostly qtz and feldspar phyric volcanics with some very fine flow banding; matrix is QFP and is flow banded; matrix and clasts cut by 1-2 mm pyrite stringers with 2-4 mm grey sericite alteration envelopes. Some disseminated pyrite and pyrite clots. FeOx on fractures
9.0	30.4	Massive cream to light grey QFP, 5-10% 2-3mm quartz eyes, 3-5% 1mm clay altered feldspar and 3-5% 1-2mm biotite pseudomorphed by light green clay or chlorite mineral. Locally mottled texture due to silicification and sericitization associated with pyrite. Pyrite stringers 1-2m with 2-4mm medium grey sericitic envelopes. Few widely space qz-MoS_2 stringers. Pyrite on dry fractures and as occasional clots and disseminations. Qtz and qtz- MoS_2 stringers cut pyrite stringers. Some FeOx on fractures. • 21.0 – 1mm py stringer with 5mm grey alteration envelope @ 20° to CA • 22.1 – 1mm pyrite stringer with 1 cm alteration envelope @ 70° to CA
30.4	92.9	QFP breccia. Could be intrusive or subvolcanic. Light grey, very siliceous, angular to subrounded clasts .5-10cm, mostly QFP, locally flow banded in light –medium grey QFP matrix. Also cream 1-4 cm light brown, green and yellow volcanic or sedimentary clasts, mostly rounded. Some 10-20cm intervals of QFP, may be larger clasts or dykes. Flow banded clasts may be finely laminated seds. In places matrix appears to be flow banded as well. Larger angular clasts of breccia or lapilli tuff within breccia. Clasts and matrix cut by pyrite stringers and dry fractures with sericite alteration envelopes which in turn are cut by widely space qz-mo stringers and dry mo fractures. 1-2% disseminated pyrite in places. Some brown clasts not as siliceous. Possibly sediments. Some FeOx on fractures. Breccia becomes less silicified down hole.

		• 36.5 -disrupted, qz-MoS_2 vein @ 10° to CA • 37.8 – 2mm pyrite stringer @ 10° to CA with 2mm sericite alteration envelope • 64.0 – MoS_2 on dry fractures, 5mm qz-py vein @45° to CA • 76.5 – 2mm MoS_2-qtz stringer subparallel to CA • 80.0-83.0 – good example of breccia • 87.0 – malachite stining in a drown sedimentary clast • 90.5 – MoS_2 smeared on fractures • 89.0-90.5 – rock has pinkish cast, mainly angular clasts >20mm with strong py in matrix • 92.9 – sharp contact between siliceous breccia and QFP; contact @ 75° to CA
92.9	93.9	QFP grades into lapilli tuff or breccia
93.9	94.9	Lapilli tuff or breccia, silicified, mottled grey 70-80% angular to rounded clasts in fine grained light grey siliceous matrix; clasts cream to light brown
94.9	123.0	Breccia or conglomerate; grey to brown, siliceous, 70-80% angular to subrounded clasts, clast supported, heterolithic, poorly sorted, large number of laminated siltstone, chert, brown volcanic sandstone; brownish grey matrix containing biotite; probably biotite hornfels prior to silicification; cut by pyrite stringers, disseminated pyrite in siliceous matrix, some qz-mo veins increasing toward bottom of hole, sedimentary clasts slightly less siliceous than matrix; py on fractures, 1-5% py overall; rock in places looks more like conglomerate with rounded clasts similar to those in breccia higher up in the hole • 105.0 – 2 mm MoS_2 and qz-mo veins @90° to CA • 112.3 – 2 cm banded qz- MoS_2- py vein @70° to CA • 120.2 – 2 cm banded qz- MoS_2 vein @80° to CA • 121.8-122.0 – broken core, gouge, clay altered, mo smeared on slip planes • 121.6-121.7 - broken core, gouge, clay altered, mo smeared on slip planes • 122.5 – good breccia, angular siliceous clasts in brown matrix
123.0	126.0	Hornfels, siliceous, medium-dark grey to light greenish grey down hole; network of py veinlets with bleached alteration selvages; locally spotted due to biotite (spotted hornfels) • 124.0-125.6 – broken core
126.0	130.15	CFP, crowded feldspar porphyry (granite porphyry of AMAX), mottled light to medium grey, 60-65% 1-2 mm feldspar phenocrysts in a f.gr. siliceous matrix; few qtz eyes, biotite pseudomorphed by chlorite? minor 1-2 mm qz- MoS_2 stringers, qz vein stockwork (high silica zone) EOH @ 130.15 metres

Assay Results – DDH LS05-34

From	To	Sample	Mo%	MoS2%
4	6	349128	0.005	0.008
6	8	349129	0.002	0.003
8	10	349130	0.004	0.007
10	12	349131	0.001	0.002
12	14	349132	0.003	0.005
14	16	349133	0.005	0.008
16	18	349134	0.01	0.017
18	20	349135	0.004	0.007
20	22	349136	0.006	0.010
22	24	349137	0.007	0.012
24	26	349138	0.02	0.033
26	28	349139	0.008	0.013
28	30	349140	0.008	0.013
30	32	349141	0.002	0.003
32	34	349142	0.003	0.005
34	36	349143	0.004	0.007
36	38	349144	0.044	0.073
38	40	349145	0.014	0.023
Blank		349146	<.001	<.001
40	42	349147	0.006	0.010
42	44	349148	0.005	0.008
44	46	349149	0.002	0.003
46	48	349150	0.002	0.003
48	50	349151	0.001	0.002
50	52	349152	0.003	0.005
52	54	349153	0.002	0.003
54	56	349154	0.001	0.002
56	58	349155	0.002	0.003
58	60	349156	0.005	0.008
60	62	349157	0.006	0.010
62	64	349158	0.003	0.005
64	66	349159	0.004	0.007
66	68	349160	0.006	0.010
68	70	349161	0.008	0.013
70	72	349162	0.004	0.007
72	74	349163	0.004	0.007
74	76	349164	0.002	0.003
76	78	349165	0.028	0.047
78	80	349166	0.008	0.013
Blank		349167	<.001	<.001
80	82	349168	0.003	0.005
82	84	349169	0.003	0.005

84	86	349170	0.004	0.007
86	88	349171	0.003	0.005
88	90	349172	0.003	0.005
90	92	349173	0.006	0.010
92	94	349174	0.008	0.013
94	96	349175	0.005	0.008
96	98	349176	0.006	0.010
98	100	349177	0.004	0.007
100	102	349178	0.009	0.015
102	104	349179	0.011	0.018
104	106	349180	0.011	0.018
106	108	349181	0.004	0.007
108	110	349182	0.005	0.008
110	112	349183	0.007	0.012
112	114	349184	0.012	0.020
114	116	349185	0.006	0.010
116	118	349186	0.01	0.017
Blank		349187	<.001	<.001
118	120	349188	0.013	0.022
120	122	349189	0.012	0.020
122	124	349190	0.008	0.013
124	126	349191	0.008	0.013
126	128	349192	0.011	0.018
128	130.15	349193	0.013	0.022

Lucky Ship Project
Drill Hole Log
LS05-35

Grid Loc:L19+00E, 13+75N	UTM Easting: 599820	UTM Northing: 5987505
Depth: 182.0 metres	Azimuth: 145	Inclination: -45
Started: 2005/08/09	Finished: 2005/08/13	Hole logged 2005/08/14
Drillers: M. LaFreniere, Y. LaBrie; T. Hooper, A. Madison	Drill: Longyear 38	Core Size: NQ
Drill Hole Survey: 177.97 Azimuth 126 mag, 150 true, Inclination -44		

Logged by: D.G. MacIntyre

From	To	Description
0	3.05	Overburden
3.05	17.5	QFP, massive light grey, slightly mottled texture, 2-5% 1-2mm qtz eyes, 3-5% 1-2mm feldspar and/or bioite pseudomorphed by light yellow to orange clay or chlorite mineral; moderate mo mineralization as banded qtz- MoS_2 veins, MoS_2 stringers and fracture coatings; late py veins and fracture coatings; some 0.5-1 cm medium dark grey rounded inclusions; FeOx on fractures • 5.25 – 1 cm banded qz-mo-py vein @ 20° to CA; py in center of vein, MoS_2 along vein margins • 5.5 – bifurcating qz-mo vein cut by 5 mm qz-py vein @ 20° to CA; py is fairly coarse suggesting formation within an open fracture; py-qtz on fractures • 11.0-12.0 – 5 cm banded qtz- MoS_2 vein at subparallel to 10° to CA; 1mm qtz-py stringer near center of vein • 16.8 – 1 cm banded MoS_2-qtz vein @30° to CA • 17.0 – increasing number of inclusions toward contact • 17.5 – contact with QFP breccia irregular with injections of QFP into breccia
17.5	21.8	QFP breccia; intrusive, siliceous, heterolithic, poorly sorted; 30-70% subangular to rounded light grey, cream, medium grey and brown clasts clasts to 5 cm; white, QFP matrix suggesting QFP intruded into unconsolidated breccia pile; toward upper contact cream coloured QFP intrudes breccia; good example @ 20.7; moderate banded qtz- MoS_2+/- py veining, MoS_2+/-py stringers, qtz-py on fractures • 20.5 – 2 cm banded qtz- MoS_2 vein @35° to CA; • 20.7 – 2 cm banded and bifurcating qtz- MoS_2 @40° to CA • 20.8 – 10 cm rounded brown lapilli tuff inclusions
21.8	26.2	QFP; massive, light-medium grey, 10-15% 1-3 mm white altered feldspar, 3-5% 1-2 mm qtz eyes; feldspar pseudomorphed by white to yellow clay mineral • 22.9 – 2 cm banded qtz-mo vein @40° to CA
26.2	26.7	Breccia, heterolithic, brownish grey, silicified; 50-60% rounded QFP

		and brown volcanic clasts to 4 cm in a brown siliceous matrix; biotite in matrix; 1-5% disseminated and wispy stringers of fine grained py in matrix and clasts; upper contact gradational, lower contact with QFP sharp; cut by qz- MoS_2 stringers
26.7	50.0	QFP breccia; siliceous, light grey with 5-15% light brown, medium to dark grey rounded to subangular clasts to 5 cm in a light grey QFP matrix; locally very finely flow banded; probably intrusive; clasts are qtz phyric, some show flow banding as well; smaller light grey clasts in matrix hard to see; replaced by silica or primary QFP; weak to moderate MoS_2 mineralization mainly as MoS_2 stringers and fracture coating; some banded qtz- MoS_2 veins; py stringers widely spaced; FeOx on some fractures • 35.6 – 2 cm bifurcating banded qtz- MoS_2 vein @50° to CA • 40.0 – 5 cm brown rounded clasts of fine grained feldspar phyric volcanic or intrusive • 40.2 – 1 cm banded qtz- MoS_2 vein @20° to CA offset by 1 mm vuggy fracture with coarse py filling • 47.0 – 1 cm bifurcating banded qtz-MoS_2 veins subparallel to CA • 50.0 – contact with QFP irregular but relatively sharp
50.0	64.0	QFP, fewer inclusions than above; 5% 1-2 cm inclusions; weak MoS_2 mineralization as 1-2 mm qtz-MoS_2 stringers, MoS_2 stringers and fracture coatings; some c.gr. py on fractures and as qtz-py stringers and 1 mm veins with trace of MoS_2; appear to cut MoS_2 stringers; increasing number of inclusions toward 64.0; mottled texture
64.0	126.4	QFP breccia; same as 26.7-50.0; light grey, very siliceous, some flow banding in matrix; clasts 5-15%, up to 4 cm, difficult to see, replaced by silica; weak to moderate mo mineralization mainly as MoS_2 and qtz-MoS_2 stringers, fracture coatings, cut and offset by qz veinlets, py on fractures; MoS_2 mineralization increasing downhole as MoS_2 qtz-MoS_2 • 74.5 – 5 mm banded qtz-MoS_2 vein with 1-2 mm feldspar crystals in core of vein @35° to CA • 77.0 – qtz vein stockwork cut by qtz- MoS_2 stringers • 77.2 – 1 cm banded qtz-MoS_2 vein @20° to CA • 79.2 – 1 cm banded qtz-MoS_2 vein @ 10° to CA cut by 1-2 mm qtz-py vein @ 30° to CA • 81.5 – 10 cm qtz vein with MoS_2 bands near vein margin @ 60° to CA but by qtz-py filled fractures • 96.2 – 5 mm banded qtz-MoS_2 vein with feldspar in core • 98.0 – 4 mm MoS_2-qtz stringer cut by 2 mm py-qtz stringer • 102.0 – 1 cm banded qtz-MoS_2 vein at 75° to CA • 103.6 – 1 cm banded qtz-MoS_2 vein @ 20 and 80° to CA • 109.4 – 1 cm banded qtz-MoS_2 vein with <1mm py stringer in centre of the vein @ 60° to CA • 109.0-110.0 – py stringers with 1-4 mm light grey sericite alteration envelopes @70-80° to CA

		• 113.0 – intensity of veins increase • 118.2 – 1 cm banded qtz-MoS_2 vein @60° to CA • 119.4 – 2 cm banded qtz-MoS_2 vein @20° to CA • 119.6 – 2 cm bifurcating banded qtz- MoS_2 vein @70° to CA vein injected with silica • 121.0 – 3 cm banded qtz-MoS_2 vein @40° to CA; py on fractures • 123.2 – 1 cm banded qtz-MoS_2 vein @20° to CA • 126.4 – sharp contact with breccia
126.4	132.8	Breccia, hornfelsed, 60-70% grey, brownish grey angular to rounded feldspar phyric siliceous clasts to 5 cm in a siliceous brown biotite rich spotted matrix, poorly sorted, 5-10% disseminated pyrite as wispy veinlets and fracture coatings; grades into light grey breccia around 132.8; moderate-strong MoS_2 mineralization as banded qtz- MoS_2 veins and MoS_2 stringers • 128.8 – 1 cm banded qtz-MoS_2 vein @40° to CA • 130.0 – 5 cm banded qtz-MoS_2 vein @30° to CA • 131.0 – 2 cm banded qtz-MoS_2 vein @50° to CA • 131.8 – 1-2 cm bifurcating banded qtz-MoS_2 vein @20° to CA to subparallel to CA
132.8	145.1	QFP breccia; intrudes brown breccia with sharp contact; same as 64.0-126.4; fall back explosive breccia injected with QFP; number of clasts diminishes down hole; locally pinkish cast; moderate qtz-mo veining and mo stringers • 136.8 - 1 cm banded qtz-mo vein @30° to CA • 140.5 – bifurcating qtz-MoS_2 vein • 141.2 – 1 cm banded qtz-MoS_2 vein @60° to CA • 141.4 – 1 cm banded qtz-MoS_2 vein @60° to CA • 144.6 – 2 cm banded qtz-MoS_2 vein @ 55° to CA
145.1	154.8	Volcanic breccia, lapilli tuff, hornfelsed, light brownish grey, 75-80% angular clasts to 1 cm in brown siliceous biotite rich matrix; similar to 126.4-132.8 but clasts much smaller; sharp contact with QFP; 5-10% py as fine wispy veinlets, bands, disseminations and fracture coatings; moderate to strong qtz-MoS_2 veins and mo stringers; some late qtz-py veinlets; starts to grades into light grey breccia @152. • 145.3 – two 1 cm banded qtz-MoS_2 veins @ 80 and 60° to CA • 146.2 – two 1 cm banded qtz-MoS_2 veins @ 80 and 60° to CA • 146.4 – 6 cm banded qtz-MoS_2 vein @30° to CA • 150.1 – 2 cm banded qtz-MoS_2 vein @30° to CA • 152.0 – 2 cm banded qtz-MoS_2 vein @30° to CA with 1 mm py stringer in core of vein
154.8	156.2	QFP breccia, rounded light grey, light brown, light green clasts to 5 cm in QFP matrix; similar to previous intervals of QFP breccia but more brownish to pinkish in colour
156.2	158.8	QFP dyke; few 1 cm rounded clasts; moderate qtz-MoS_2 veining • 156.2-156.7 – series of bifurcating qtz-MoS_2 veins
158.8	163.2	QFP breccia, 50-60% angular light and dark brown, cream coloured

		clast to 5 cm in QFP matrix; similar to preious QFP breccia intervals; moderate qtz-mo veining • 160.4 – 1 cm banded qtz-MoS_2 vein @75° to CA • 160.8-161.4 – qtz-MoS_2 vein stockwork cut by MoS_2 stringers • 162.6-162.8 – fault gouge • 163.0 – 4 cm banded qtz-MoS_2 veins @60° to CA • 163.2 – 2 cm bifurcating qtz-MoS_2 vein @60° to CA
163.2	168.2	Breccia, same as 145.1-154.8; large clasts to 20 cm; most <2 cm; 1-5% py as fine disseminations and wispy microveinlets; moderate qtz-mo veining • 166.5 – angular 20 cm clasts of cream f.gr. hornfels • 167.3 – 20 cm QFP dyke intruding breccia • 167.5 – 2 cm banded qtz-MoS_2 veins over a 20 cm intervals @50
168.2	171.1	QFP breccia, clasts to 5 cm in QFP matrix; some clasts same as previous interval • 170.8 – bifurcating qtz-MoS_2 vein
171.1	175.2	Lapilli tuff and breccia; heterolithic, angular 60-70% white, brown, dark grey and pink siliceous clsasts in brown siliceous matrix; outer margins of clasts replaced by silica; 5-10% py as disseminations, wispy stringers, clots and fracture coatings in matrix and clasts; some epidote; pyritic hornfels silicified by intrusion of QFP; moderate qtz-MoS_2 veining • 173.0 – 1 cm banded qtz-MoS_2 vein @50° to CA • 172.5 – 5 cm bifurcating qtz-MoS_2 vein @60-70° to CA • 175.2 - sharp contact with QFP dyke; lapilli tuff becomes lighter in colour towards contact
175.2	176.6	QFP dyke; few Mo stringers, py on late fractures
176.6	177.4	Breccia, hornfelsed, heterolithic, less py than previous lapilli tuff interval; 60-70% angular to rounded clasts to 5 cm; brown biotite rich matrix • 177.4 – 5 mm banded qtz-MoS_2 vein @70° to CA
177.4	179.6	QFP dyke, sharp contacts with breccia
179.6	181.97	Breccia, 70-80% angular to rounded heterolithic clasts, same as 176.6-177.4; py in matrix and as stringers and fracture coatings; could be volcanic conglomerate; cherty clasts; moderate qtz-mo veining to bottom of hole EOH 181.97

Assay Results – DDH LS05-35

From	To	Sample	Mo%	MoS2%
3.05	5	349194	0.003	0.005
5	7	349195	0.03	0.050
7	9	349196	0.007	0.012
9	11	349197	0.023	0.038
11	13	349198	0.019	0.032
13	15	349199	0.013	0.022
Blank		349200	<.001	<.001
15	17	614701	0.04	0.067
17	19	614702	0.033	0.055
19	21	614703	0.057	0.095
21	23	614704	0.104	0.173
23	25	614705	0.039	0.065
25	27	614706	0.025	0.042
27	29	614707	0.031	0.052
29	31	614708	0.034	0.057
31	33	614709	0.028	0.047
33	35	614710	0.012	0.020
35	37	614711	0.044	0.073
37	39	614712	0.024	0.040
39	41	614713	0.031	0.052
41	43	614714	0.016	0.027
43	45	614715	0.021	0.035
45	47	614716	0.048	0.080
47	49	614717	0.014	0.023
49	51	614718	0.024	0.040
51	53	614719	0.025	0.042
53	55	614720	0.034	0.057
Blank		614721	<.001	<.001
55	57	614722	0.02	0.033
57	59	614723	0.014	0.023
59	61	614724	0.024	0.040
61	63	614725	0.031	0.052
63	65	614726	0.038	0.063
65	67	614727	0.035	0.058
67	69	614728	0.027	0.045
69	71	614729	0.029	0.048
71	73	614730	0.019	0.032
73	75	614731	0.033	0.055
75	77	614732	0.049	0.082
77	79	614733	0.069	0.115
79	81	614734	0.033	0.055
81	83	614735	0.02	0.033

83	85	614736	0.041	0.068
85	87	614737	0.046	0.077
87	89	614738	0.033	0.055
89	91	614739	0.024	0.040
91	93	614740	0.016	0.027
93	95	614741	0.037	0.062
95	97	614742	0.038	0.063
97	99	614743	0.037	0.062
99	101	614744	0.034	0.057
101	103	614745	0.035	0.058
103	105	614746	0.034	0.057
105	107	614747	0.032	0.053
107	109	614748	0.025	0.042
109	111	614749	0.035	0.058
111	113	614750	0.023	0.038
Blank		614751	<.001	<.001
113	115	614752	0.048	0.080
115	117	614753	0.039	0.065
117	119	614754	0.036	0.060
119	121	614755	0.083	0.138
121	123	614756	0.086	0.143
123	125	614757	0.037	0.062
125	127	614758	0.033	0.055
127	129	614759	0.032	0.053
129	131	614760	0.054	0.090
131	133	614761	0.034	0.057
133	135	614762	0.021	0.035
135	137	614763	0.025	0.042
137	139	614764	0.036	0.060
139	141	614765	0.039	0.065
141	143	614766	0.059	0.098
143	145	614767	0.047	0.078
145	147	614768	0.046	0.077
147	149	614769	0.01	0.017
Blank		614770	<.001	<.001
149	151	614771	0.032	0.053
151	153	614772	0.021	0.035
153	155	614773	0.042	0.070
155	157	614774	0.063	0.105
157	159	614775	0.016	0.027
159	161	614776	0.032	0.053
161	163	614777	0.073	0.122
163	165	614778	0.079	0.132
165	167	614779	0.036	0.060
167	169	614780	0.064	0.107

169	171	614781	0.026	0.043
171	173	614782	0.05	0.083
173	175	614783	0.022	0.037
175	177	614784	0.015	0.025
177	179	614785	0.051	0.085
179	181	614786	0.028	0.047
181	181.97	614787	0.031	0.052

Lucky Ship Project
Drill Hole Log
LS05-36

Grid Loc: 18+50E, 13+75N	UTM Easting: 599785	UTM Northing: 5987467
Depth: 136.3 metres	Azimuth: 145	Inclination: -45
Started: 2005/08/13	Finished: 2005/08/14	Hole logged 2005/08/15
Drillers: M. LaFreniere, Y. LaBrie; T. Hooper, A. Madison	Drill: Longyear 38	Core Size: NQ
Drill Hole Survey: 132.5 Azimuth 125 mag, 149 true, Inclination -47		

Logged by: D.G. MacIntyre

From	To	Description
0	3.05	Overburden
3.05	72.4	QFP, massive light grey, slightly mottled texture, 1-2% 1-2mm qtz eyes, 5-10% 1-2mm feldspar pseudomorphed by light yellow to orange clay or chlorite mineral; 1-2% 1 mm biotite flakes at 34.0-39.0 and 57.0-69.5 metres); moderate to strong MoS_2 mineralization as banded qtz-MoS_2 veins, MoS_2 stringers and fracture coatings; some late qtz-py veins. • 3.05-7.0 – oxidized core; FeOx and MnOx on fractures; qtz-mo stringers throughout • 8.8 – 4 cm banded qtz-MoS_2 vein @20° to CA • 9.1 – 1 cm banded qtz-MoS_2 vein @40° to CA • 9.8 – 1 cm banded qtz-MoS_2 vein @40° to CA • 13.4 – 5 mm banded qtz-MoS_2 vein @60° to CA with 1 mm c.gr. py along central fracture • 17.4 – bifurcating 5 cm banded qtz-MoS_2 vein @75° to CA with 1 mm py stringer in middle of vein • 18.8 – 7-8 cm bifurcating banded qtz-MoS_2 vein @30° to CA with later qtz injected into core of vein; late c.gr. py in vuggy qtz veinlet • 20.1 – 2 cm banded qtz-MoS_2 vein @20° to CA showing 2 generations of veining • 24.2-24.8 – broken core, gouge, clay altered some MoS_2 smeared on shear surfaces • 31.8 – 1 cm banded qtz-MoS_2 vein @50° to CA • 32.6-35.0 1-4 mm qtz-MoS_2 stringers at 1-2 cm spacing all@ 40° to CA • 33.2 – 3 cm banded qtz-MoS_2 vein with late injection of silica • 37.0-37.5 – 1 cm banded qtz-MoS_2 vein with c.gr. py in core at 10° to subparallel to CA. MoS_2 on vein margins • 39.5 – 39.8 – 10 cm banded qtz-MoS_2 vein with late qtz vein stockwork injected into vein disrupting banding of original vein • 41.6-43.5 – same as above but subparallel to CA • 48.8 – 1.5 cm banded qtz-MoS_2 vein @10° to CA; banding disrupted by later injection of quartz

		• 51.0 – bifurcating qtz-mo vein subparallel to 50° to CA disrupted by later qtz vein stockwork • 53.0 – 2 cm banded qtz-MoS_2 vein @10° to CA • 53.2 – 4 cm qtz vein with disconnected inclusions of earlier MoS_2 veins; late qtz flooding of earlier qtz-MoS_2 vein • 61.6-65.0 – series of 1-2 cm banded qtz-MoS_2 veins subparallel to CA • 69.8-70.0 – broken core, gouge, clay altered • 70.6 – 2 cm banded qtz-MoS_2 vein disrupted by late silica injection
72.4	79.4	QFP breccia; light grey with rounded grey and brown volcanic clasts to 4 cm in a QFP matrix; mottled texture due to silicification; weak to moderate Mo mineralization as banded qtz-MoS_2 veins and widely spaced stringers; some qtz veins stockwork • 77.4 – 2 1 cm banded qtz-MoS_2 veins 2.5 cm apart @30° to CA • 78.0 – 3.5 cm banded qtz-MoS_2 vein; banding disrupted by late silica flooding; cut by later 2 mm vuggy c.gr qtz-py veins
79.4	80.9	QFP dyke; massive, light-medium grey, 1-2% 1 mm flecks of biotite; feldspar altered to white to light green clay or chlorite mineral 80.9 – 1.5 cm banded qtz-MoS_2 veins @70° to CA
80.9	98.7	QFP breccia, same as previous interval; moderate Mo mineralization as banded qtz-MoS_2 veins, crackle breccia healed with MoS_2 veinlets; late widely spaced c.gr. qtz-py veins cut and offset MoS_2 vein; late silica injected into veins producing qtz vein stockwork; clasts have silicified rims going from brown to light grey in colour • 83.3 – 5 mm banded qtz- MoS_2 vein @20° to CA • 84.4 - banded qtz- MoS_2 vein @20 to subparallel to CA disrupted by later qtz-vein stockwork • 89.2 – 2 cm banded qtz-MoS_2 vein @50° to CA; banding disrupted by later qtz-vein stockwork • 92.6 - 2-4 cm banded qtz-MoS_2 vein @ cutting silica flooded zone @10° to CA to subparallel to CA • 97.5-98.7 - qtz-MoS_2 vein stockwork
98.7	103.0	QFP; mottled light grey to pinkish grey; 30% 1-2 mm altered feldspar phenocrysts; moderate Mo as qtz-MoS_2 stringers • 102.2 – crackle breccia healed with qtz-MoS_2
103.0	107.7	QFP, 15-20% 1-2 mm white to cream altered feldspars; moderate qtz-MoS_2 stringers and qtz vein stockwork
107.7	108.1	QFP; same as 98.7-103.0; moderate qtz-MoS_2 veining • 108.1 – 4 cm banded qtz-MoS_2 vein @45° to CA
108.1	110.1	QFP; same as 103.0-107.7; feldspars altered to greenish grey mineral; sericite? chlorite? clay? • 110.1 – 4 cm banded qtz-MoS_2 vein @60° to CA at contact of QFP dyke
110.1	117.5	QFP breccia, same as previous interval (80.9-98.7); 10-40% clasts in white QFP matrix; weak to moderate qtz-MoS_2 veining

		• 112.4 – 1 cm qtz vein with 2 mm MoS_2 stringer at center of vein @10° to CA to subparallel to CA • 115.0 – 1 cm banded qtz-MoS_2 vein @45° to CA disrupted and cut by qtz vein stockwork
117.5	122.6	Feldspar porphyry; 20-30% 1-2 mm feldspar phenocrysts pseudomorphed by light green mineral, sericite? chlorite? clay? No visible qtz eyes; some late qtz-MoS_2 veins and qtz vein stock work; weak to moderate Mo mineralization • 121.4 – qtz vein stockwork • 122.5 – 4 cm qtz vein @70° to CA with bifurcating MoS_2 stringrers; white mineral in qtz vein; feldspar?
122.6	129.9	QFP; mottle texture; moderate Mo mineralization as stringers and healing of crackle breccia • 129.0 - disrupted qtz-MoS_2 vein with py stringer in center
129.9	136.25	Lapilli tuff, hornfelsed, dark grey to brown, crystal, ash size fragments; some faint banding; angular to subrounded light brown clasts in a dark brown biotite rich matrix; clasts up to 2 cm; weak to moderate qtz-MoS_2 veining; 1-5% py as disseminations, microveinlets, wispy bands, clots and fracture coatings; some sericitic alteration envelopes on qtz-py veinlets 132.4 – 2 cm banded qtz-MoS_2 vein @60° to CA; also qtz-MoS_2 vein stockwork 133.8 – 2 cm banded qtz-MoS_2 vein @60° to CA 135.2 – bifurcating qtz-MoS_2 vein stockwork EOH @ 136.25

Assay Results – DDH LS05-36

From	To	Sample	Mo%	MoS_2%
3.05	5	614788	0.062	0.103
5	7	614789	0.072	0.120
blank		614790	<.001	<.001
7	9	614791	0.129	0.215
9	11	614792	0.05	0.083
11	13	614793	0.042	0.070
13	15	614794	0.052	0.087
15	17	614795	0.063	0.105
17	19	614796	0.16	0.267
19	21	614797	0.078	0.130
21	23	614798	0.058	0.097
23	25	614799	0.077	0.128
25	27	614800	0.049	0.082
27	29	614801	0.085	0.142
29	31	614802	0.07	0.117
31	33	614803	0.088	0.147
33	35	614804	0.122	0.203
35	37	614805	0.032	0.053
37	39	614806	0.07	0.117
39	41	614807	0.205	0.342
41	43	614808	0.427	0.712
43	45	614809	0.108	0.180
blank		614810	0.001	0.002
45	47	614811	0.074	0.123
47	49	614812	0.273	0.455
49	51	614813	0.077	0.128
51	53	614814	0.105	0.175
53	55	614815	0.101	0.168
55	57	614816	0.051	0.085
57	59	614817	0.077	0.128
59	61	614818	0.039	0.065
61	63	614819	0.081	0.135
63	65	614820	0.086	0.143
65	67	614821	0.029	0.048
67	69	614822	0.038	0.063
69	71	614823	0.047	0.078
71	73	614824	0.071	0.118
73	75	614825	0.07	0.117
75	77	614826	0.074	0.123
77	79	614827	0.178	0.297
79	81	614828	0.123	0.205
81	83	614829	0.187	0.312

blank		614830	0.001	0.002
83	85	614831	0.136	0.227
85	87	614832	0.083	0.138
87	89	614833	0.08	0.133
89	91	614834	0.127	0.212
91	93	614835	0.23	0.384
93	95	614836	0.09	0.150
95	97	614837	0.088	0.147
97	99	614838	0.148	0.247
99	101	614839	0.106	0.177
101	103	614840	0.261	0.435
103	105	614841	0.182	0.304
105	107	614842	0.215	0.359
107	109	614843	0.168	0.280
109	111	614844	0.092	0.153
111	113	614845	0.185	0.309
113	115	614846	0.036	0.060
115	117	614847	0.114	0.190
117	119	614848	0.046	0.077
119	121	614849	0.075	0.125
blank		614850	<.001	<.001
121	123	614851	0.136	0.227
123	125	614852	0.129	0.215
125	127	614853	0.151	0.252
127	129	614854	0.057	0.095
129	131	614855	0.052	0.087
131	133	614856	0.058	0.097
133	135	614857	0.061	0.102
135	136.25	614858	0.117	0.195

Lucky Ship Project
Drill Hole Log
LS-05-36A
Deepening of LS-05-36

Grid Loc:L18+50E, 13+75N	UTM Easting: 599785	UTM Northing: 5987467
Depth: 136.25-277.7	Azimuth: 145	Inclination: -43
Started: 2005/10/31	Finished: 2005/11/01	Date logged: 2005/11/02
Driller: Suissedrill: Trevor Hooper, Tyrell Terbuck	Drill: Longyear 38	Core Size: NQ
Drill Hole Survey: 132.5m:125^0 (149.5^0 true) @ -47^0; 267: 135.5^0 (160.5^0 true) @ -43^0		

Logged by: R.H. McMillan

From	To	Description
136.3	166.0	Lapilli Tuff. Med to dark grey rock. Generally massive but with poor layering locally. Locally fragmental with fragments to 2 cm. 3-10% pyrite, disseminatede and on fractures. Weak Mo veining throughout. • 136.4 – 1.5 cm banded qtz-Mo vein @ 20^0 to CA, py seam in centre of vein, also some bifurcating qtz-Mo veins • 138.3 – 2 cm qtz-vein with Mo seam at centre @ 70^0 to CA • 138.8 – 1 cm banded qtz-Mo vein @ 65^0 to CA • 141.7 - 8 mm qtz vein with Mo at centre @ 65^0 to CA • 143.3 – 1.5 cm qtz vein with Mo at centre @ 30^0 to CA • 143.7 – 1.5 cm banded qtz-Mo vein @ 60^0 to CA • 144.0–144.3 – clay altered broken core • 151.5-162.0 – crystal tuff section with rounded quartz and feldspar clasts and rounded clasts to 2 cm. • 151.1 – 1 cm qtz-Mo vein @ 80^0 to CA • 151.2 – ditto @ 70^0 to CA • 153.0 – 1 cm qtz-Mo vein @ 75^0 to CA, also stockwork • 155.3 – 7 mm qtz vein with Mo at centre @ 30^0 to CA cut by 2 mm py seam subparallel to CA • 156.3 – 1.5 cm banded qtz-Mo vein with pyrite centre @45^0 to CA • 156.5 – 6 mm qtz-Mo vein @ 75^0 to CA • 159.5 – 1.8 cm qtz-Mo vein @ 30^0 to CA • 161.6 – 6 cm banded qtz-Mo veins @ 45-75^0 to CA, selvages of altered rock between
166.0	166.5	Felsic Dyke, altered
166.5	168.0	Lapilli Tuff. Altered irregular qtz-Mo stockwork
168.0	168.3	QFP dyke with qtz-Mo stockwork
168.3	169.2	Lapilli Tuff as above
169.2	170.2	QFP dyke as above
170.2	248.0	Lapilli Tuff as above. Weak Mo stockwork increasing down hole. Pyrite

		decreasing down hole. Rock becomes more siliceous and felsic down hole • 175.9 – 1 cm banded qtz-Mo vein @ 30^0 to CA • 179.9 – 3 cm irregular qtz-Mo veining • 182.5 – 3 cm qtz-Mo vein @ 45^0 to CA • 188.6-189.7 – felsic section, silicified with irregular and stockwork qtz-Mo veining • 194.5 – 1.5 cm banded qtz-Mo vein @ 60^0 to CA • 197.4 – 1 cm banded qtz-Mo vein @ 45^0 to CA • 198.0-200.4 – fg siliceous felsic section • 200.4-202.2 – mafic section with 5-10% pyrite disseminated and in stringers, some qtz-Mo veinlets • 202.2-202.7 – felsic section • 202.7-203.3 – mafic section o 202.9 – 1 cm banded qtz-Mo vein @ 35^0 to CA • 203.3-205.0 – felsic section • 205.0-210.0 – mainly mafic section with layering @ 60-90^0 to CA. Fragments to 2 cm. 5-10% pyrite in mafic sections o 209.6 – 2 cm irregular banded qtz-Mo vein @ 40^0 to CA • 210.0-214.8 – felsic section. Low pyrite but moderate qtz-Mo stockwork • 214.8-219.0 – mafic section with pyrite • 219.0-248.0 – mixed mafic to felsic sections, good layering (bedding ?) @ 35-45^0 to CA o 222.6 – 2 cm banded qtz-Mo vein @ 45^0 to CA o 223.3 – 1.5 cm qtz-Mo vein @ 30^0 to CA o 234.0 – 3 cm banded qtz-Mo vein @ 30^0 to CA o 244.0 – 1.5 cm banded qtz-Mo vein o 244.6 – 3 cm banded qtz-Mo vein @ 15^0 to CA
248.0	266.5	Quartz Feldspar Porphyry (QFP). Massive light grey to white rock with euhedral quartz and irregular white feldspar phenocrysts. Well mineralized with sheeted and stockwork qtz-Mo veins and dry Mo fractures. <1 to 2% pyrite in vuggy veinlets • 248.6 – 6 cm banded qtz-Mo vein @ 65^0 to CA • 250.1 – 1 cm qtz-Mo vein @ 30^0 to CA, pyrite at centre • 250.8 – 1 cm irregular qtz-Mo vein @ 25^0 to CA • 252.6-253.3 – sheeted Mo-qtz veins @ 65^0 to CA • 254.2-254.7 – clay altered broken core • 255.4 – 1 cm qtz-Mo vein @ 25^0 to CA • 259.7 – 10 cm banded qtz-Mo vein @ 25^0 to CA • 261.6-263.4 – intense sheeted veining, both qtz-Mo and dry Mo veins @ 45-60^0 to CA • 264.7-264.9 – broken core • 266.0 – 7 mm qtz-Mo veins @ 35^0 to CA
266.5	270.4	Felsic to intermediate Tuff. Weak to moderate Mo mineralization • 270.0-270.4 – clay altered zone, some Mo

270.4	277.7	Mafic tuff, weakly Mo mineralized, some late pyrite veins to 2 cm thickness

227.7 Hole successfully completed. Casing left in hole.

Metreage	Sample Number
136.25-138.0	B615635
‘’’’’’’’’’’	‘’’’’’’’’
176.0-178.0	B615655
178.0-180.0	B615657
‘’’’’’’’	‘’’’’’’’’
220.0-222.0	B615678
222.0-224.0	B615680
‘’’’’’’’’	‘’’’’’’’’’
256.0-258.0	B615697
258.0-260.0	B615699
260.0-262.0	B615700
262.0-264.0	B616706
‘’’’’’’’’	‘’’’’’’’
276.0-277.7	B616713

Blank Samples	Sample Number
	B615634
	B615656
	B615679
	B615698
	B616705

Lucky Ship Project
Drill Hole Log
LS05-37

Grid Loc: 19+50E, 12+75N	UTM Easting: 599923	UTM Northing: 5987455
Depth: 126.5 metres	Azimuth: 145	Inclination: -45
Started: 2005/08/12	Finished: 2005/08/18	Hole logged 2005/08/22
Drillers: V. Emary/E.Emary	Drill: Longyear 34	Core Size: NQ
Drill Hole Survey: 122.5 Azimuth 121 mag, 145 true, Inclination -46		

Logged by: D.G. MacIntyre

From	To	Description
0	13.65	Overburden
13.65	24.0	Volcanic breccia, heterolithic, poorly sorted, rounded to angular grey, pink, cream clasts, all very siliceous, probably silicified; clasts up to 10 cm, clast supported, grey to brown siliceous matrix, few 2-4 mm banded qtz-MoS_2 veins @60-70° to CA, py on fractures
24.0	28.8	QFP, white, 5-10%, 1-2 mm qtz eyes, 5-10% feldspars pseudomorphed by white to light green clay or sericite; few widely spaced qtz- MoS_2 and mo stringers, py on fractures, late qtz-py veins with c.gr. py, vuggy
28.8	34.2	Volcanic breccia as above, silicified; weak qtz-mo veining, py on fractures
34.2	34.5	Basalt dyke; dark green, aphanitic, 5-10% disseminated and stringer py, soft, not silicified, high biotite content
34.5	35.4	Volcanic breccia as above
35.4	35.6	Basalt dyke; dark green, aphanitic as above
35.6	37.5	Volcanic breccia as above, strongly silicified, weak qtz- MoS_2 veining • 35.9 – 1 cm banded qtz-MoS_2 vein @75° to CA with MoS_2 band in middle of vein • 36.5-37.5 – broken core, gouge, clay altered, calcite; probably fault zone healed with calcite
37.5	50.5	QFP as previous; weak MoS_2 mineralization as widely spaced qtz-MoS_2 and MoS_2 stringers; MoS_2 smeared on fractures • 47.5-50.5 – highly fractured and broken core, gouge, clay alteration, soft dark clay seams, possibly sheared MoS_2 veins
50.5	53.4	Basalt dyke, dark green, aphanitic, broken core, 5-10% disseminated and stringer py; poor core recovery (50%)
53.4	64.5	Tuff or mudstone, fine-grained, finely laminated, siliceous, mottled light to dark grey, locally brecciated, few narrow dark green aphanitic dykelets; weak to moderate qtz-MoS_2 veining; late qtz-py veins with chlorite; breccia zones soft, clay altered, crumbly core
64.5	71.6	QFP dyke as above; weak to moderate mo mineralization as qtz-MoS_2 stringers • 68.0-69.5 – highly fractured and brecciated, clay altered, MoS_2 smeared on fractures, soft core

71.6	86.8	Tuff or mudstone, finely laminated; brecciated intense crackle breccia in places; bedding offset by fractures; mottled light grey to pinkish grey to greenis grey, silicified, breccia zone have dark brown matrix (biotite), py clots, moderat to strong MoS_2 mineralization as banded veins and stringers • 77.9 – 1.5 cm banded qtz-MoS_2 vein @70° to CA • 83.9 – 1 cm banded qtz-MoS_2 vein @45° to CA; offset and truncated by 1 mm qtz-MoS_2 vein @20° to CA
86.8	89.7	Basalt dyke, dark green aphanitic with 5-15% disseminated and stringer py; moderate mo mineralization as banded qtz-MoS_2 veins @45-70; py in center of veins • 87.7 – 4 mm banded qtz-MoS_2 vein @45° to CA • 87.95 – 5 mm banded qtz-MoS_2 vein @80° to CA • 88.2 – 4 cm banded qtz-MoS_2 vein @80° to CA • 88.6 – 1.5 cm banded qtz-MoS_2 vein @45° to CA
89.7	105.4	Tuff or mudstone, dark grey to medium grey, banded, 5-20% disseminated, stringer and fracture controlled py; bedding @20° to CA; moderate qtz-MoS_2 veining; lighter coloured zones due to brecciation and silicification; strong epidote alteration along py stringers. • 94.7 – 2 cm banded qtz-MoS_2 vein @50° to CA • 101.0 – brecciated and silicified zone; chlorite in matrix • 101.4-101.7 – 25-30% py as semi massive irregular bands • 102.2 – 4 cm banded qtz-MoS_2 vein @70° to CA • 102.4 – bifurcating qtz-MoS_2 vein @40° to CA
105.6	124.5	Tuff or mudstone, brecciated and Hornfelsed, f.gr., silicified, mottled brownish grey to pinkish grey; intense microveining; dark brown breccia matrix in places; some remnant banding and lamination with bedding subparallel to CA; mottled texture due to silicification; spotted hornfels in places; moderate qtz-MoS_2 veining; py on fractures; late c.gr. vuggy qtz-py vein • 109.8 – 2 cm banded qtz-MoS_2 vein @70° to CA • 111.7 – 2 cm banded qtz-MoS_2 vein @80° to CA • 122.7 – 1 cm banded qtz-MoS_2 vein @70° to CA • 123.35 – 4 mm vuggy qtz-MoS_2 vein @40° to CA • 123.45 – 1 cm banded qtz-MoS_2 vein @60° to CA; qtz-py stringer in center of the vein
124.5	126.5	Tuff, crystal lithic, silicified; 40-60% 1-2 mm feldspar crystal fragments; few 2-5 mm angular white clasts in medium to dark grey matrix • 126.0 – 5 cm qtz-MoS_2 vein @60° to CA EOH 126.5

Assay Results – DDH LS05-37

From	To	Sample	Mo %	MoS2 %
13.65	16	615179	0.012	0.020
blank		615180	<.001	<.001
16	18	615181	0.012	0.020
18	20	615182	0.012	0.020
20	22	615183	0.006	0.010
22	24	615184	0.005	0.008
24	26	615185	0.01	0.017
26	28	615186	0.01	0.017
28	30	615187	0.007	0.012
30	32	615188	0.011	0.018
32	34	615189	0.008	0.013
34	36	615190	0.018	0.030
36	38	615191	0.018	0.030
38	40	615192	0.013	0.022
40	42	615193	0.011	0.018
42	44	615194	0.013	0.022
44	46	615195	0.039	0.065
46	48	615196	0.021	0.035
48	50	615197	0.018	0.030
50	52	615198	0.026	0.043
52	54	615199	0.012	0.020
blank		615200	<.001	<.001
54	56	615201	0.025	0.042
56	58	615202	0.013	0.022
58	60	615203	0.017	0.028
60	62	615204	0.044	0.073
62	64	615205	0.056	0.093
64	66	615206	0.07	0.117
66	68	615207	0.038	0.063
68	70	615208	0.139	0.232
70	72	615209	0.029	0.048
72	74	615210	0.035	0.058
74	76	615211	0.021	0.035
76	78	615212	0.026	0.043
78	80	615213	0.024	0.040
80	82	615214	0.014	0.023
82	84	615215	0.043	0.072
84	86	615216	0.022	0.037
86	88	615217	0.034	0.057
88	90	615218	0.018	0.030
90	92	615219	0.019	0.032
blank		615220	<.001	<.001
92	94	615221	0.004	0.007
94	96	615222	0.009	0.015
96	98	615223	0.008	0.013

98	100	615224	0.005	0.008
100	102	615225	0.004	0.007
102	104	615226	0.037	0.062
104	106	615227	0.008	0.013
106	108	615228	0.019	0.032
108	110	615229	0.031	0.052
110	112	615230	0.023	0.038
112	114	615231	0.015	0.025
114	116	615232	0.016	0.027
116	118	615233	0.024	0.040
118	120	615234	0.021	0.035
120	122	615235	0.014	0.023
122	124	615236	0.043	0.072
124	126.5	615237	0.022	0.037

Lucky Ship Project
Drill Hole Log
LS05-38

Grid Loc: 18+00E, 13+75N	UTM Easting: 599747	UTM Northing: 5987438
Depth: 133.2 metres	Azimuth: 145	Inclination: -45
Started: 2005/08/12	Finished: 2005/08/14	Hole logged 2005/08/15
Drillers: M. Lafreniere/T. Hooper	Drill: Longyear 38	Core Size: NQ
Drill Hole Survey: 129.2 Azimuth 123 mag, 147 true, Inclination -41		

Logged by: D.G. MacIntyre

From	To	Description
0	5.18	Overburden
5.18	29.6	QFP, light grey, 3-5% 1-2 mm qtz eyes, 3-5% 1-2mm feldspar pseudomorphed by soft, light green mineral; clay? chlorite? sericite? 1-2% 1 mm biotite flakes; weak to moderate Mo mineralization as banded qtz-MoS_2 veins and MoS_2 stringers; few py stringers, qtz-py on fractures • 5.2-12.0 – FeOx and MnOx on fractures • 12.5 – 1 cm banded qtz-MoS_2 vein @70° to CA • 17.7 – 2 cm banded qtz-MoS_2 vein @70° to CA • 25.5-26.0 – 2-4 mm MoS_2-qtz vein subparallel to CA • 28.0 – 1 cm bifurcating qtz-MoS_2 vein @30° to CA • 29.6-33.4 - QFP, broken core, gouge, clay altered; MoS_2 smeared on shear surfaces, qtz-MoS_2 vein • 30.0 - qtz-MoS_2 vein stockwork
33.4	57.0	QFP as above with qtz vein stockwork; disrupted banded qtz-MoS_2 veins; limonite on fractures • 36.6 – 2 cm banded qtz-MoS_2 vein @25° to CA disrupted and diplaced by later qtz vein stockwork • 39.9-40.4 – qtz- MoS_2 vein completely segmented by later qtz flooding • 44.5-45.4 – 2 cm banded qtz-MoS_2 vein subparallel to 10° to CA disrupted and segmented by qtz flooding • 46.5 – 4 cm banded qtz-MoS_2 vein @10° to CA disrupted and segmented by qtz flooding • 47.5 - qtz-MoS_2 vein segmented by qtz flooding
57.0	94.0	High silica rock; intense qtz vein stockwork to massive qtz with inclusions of wallrock; 70-80% qtz; inclusions greenish grey, orange and brown; QFP with small flecks of biotite; FeOx, MnOx on fractures; weak Mo mineralization
94.0	133.2	Crowded biotite-feldspar porphyry (granite porphyry of Amax), 30-40% 2-4 mm feldspar altered to light green mineral; 5-10% biotite flakes in medium greenish grey matrix; not as siliceous as QFP; intense qtz-vein stockwork; weak MoS_2 stringers; qtz with c.gr. py on late fractures; wispy bands of MoS_2 in qtz vein. 133.2 EOH

Assay Results – DDH LS05-38

From	to	Sample	Mo%	M0S2
5.18	7	614859	0.005	0.008
7	9	614860	0.016	0.027
9	11	614861	0.01	0.017
11	13	614862	0.054	0.090
13	15	614863	0.061	0.102
15	17	614864	0.042	0.070
17	19	614865	0.095	0.158
19	21	614866	0.053	0.088
21	23	614867	0.056	0.093
23	25	614868	0.038	0.063
25	27	614869	0.244	0.407
blank		614870	0.001	0.002
27	29	614871	0.134	0.224
29	31	614872	0.042	0.070
31	33	614873	0.015	0.025
33	35	614874	0.049	0.082
35	37	614875	0.046	0.077
37	39	614876	0.135	0.225
39	41	614877	0.277	0.462
41	43	614878	0.069	0.115
43	45	614879	0.162	0.270
45	47	614880	0.162	0.270
47	49	614881	0.128	0.214
49	51	614882	0.067	0.112
51	53	614883	0.018	0.030
53	55	614884	0.014	0.023
55	57	614885	0.039	0.065

Lucky Ship Project
Drill Hole Log
LS05-39

Grid Loc: 17+50E, 12+00N	UTM Easting: 599810	UTM Northing: 5987280
Depth: 141.8 metres	Azimuth: 145	Inclination: -45
Started: 2005/08/12	Finished: 2005/08/15	Hole logged 2005/08/16
Drillers: M. Lafreniere/T. Hooper	Drill: Longyear 38	Core Size: NQ
Drill Hole Survey: 137.76 Azimuth 121 mag, 145 true, Inclination -44		

Logged by: D.G. MacIntyre

From	To	Description
0	10.1	Overburden
10.1	19.0	QFP – qtz vein stockwork; remnants of light yellow to orange QFP in a massive qtz-vein stockwork; high silica zone of Amax; 40-80% of rock is qtz; FeOx and MnOx on fractures; trace MoS_2 in qtz veins • 11.0-12.8 - broken core • 14.3-15.6 - broken core • 15.8 -16.0 – broken core • 16.8-19.0 – broken core
19.0	53.2	Siltstone; tuffaceous; hornfelsed; 40-60% <1 mm feldspar crystal fragments suggest rock is tuffaceous; light brown, pinkish brown to dark grey; brecciated and strongly veined; angular clasts in brown biotite rich matrix; silicified with mottled texture; light coloured clay or sericite altered zones are softer, less siliceous;; locally finely laminated with lamination disrupted by brecciation; disseminate and fracture controlled py up to 2%; weak to moderate Mo mineralization as banded qtz-MoS_2 veins and MoS_2 stringers, qtz vein stockwork and late qtz-py veins along fractures throughout; few py stringers, qtz-py on fractures • 20.0-20.2 – clay altered zone • 21.0-21.8 – broken core • 21.8-28.4 – grey to brownish grey brecciated zone with qtz vein stockwork • 27.1 – 2 – 2 mm banded qtz-MoS_2 vein @50° to CA • 31.4 – 2 – 4 mm banded qtz-MoS_2 vein @40° to CA • 32.4 - qtz-MoS_2 stockwork and late 2 mm qtz-py vein along fracture • 33.0 – finely laminated tuff or mudstone • 33.2-33.4 – qtz veins stockwork cut by late c.gr. qtz-py vein • 33.8 – 34.7 – qtz vein stockwork 40-80% of rock cutting bleached silicified tuffaceous mudstone • 34.8 – 35.6 – same as above • 38.0 – 1 cm banded qtz-MoS_2 vein @15° to CA • 40.6 – 2 cm banded bifurcating qtz-MoS_2 vein @10° to CA • 44.6 – qtz-MoS_2 veins in brecciated tuff • 45.6 - qtz-MoS_2 veins in brecciated tuff

		• 47.6-48.1 - banded qtz-MoS_2 vein stockwork in brecciated mudstone or tuff • 48.0 – 10 cm banded bifurcating qtz-MoS_2 vein @40-50° to CA • 50.4 – 4 mm qtz-py vein @30° to CA •
53.2	58.8	Tuff or mudstone; massive, fine-grained, hornfelsed, dark grey to mottled grey to pinkish grey with 20-30% <1 mm feldspar crystal fragments; light coloured sections are brecciated and silicified with qtz-MoS_2 veining; darker rock is soft with 1-5% py as fine dissemination, microveinlets, wispy stringers; weak qtz-MoS_2 veining; narrow bleached sericitic alteration envelopes on py stringers
58.6	59.6	Mafic dyke, dark green, aphanitic; biotite rich; 5-7% disseminated py; few qtz-MoS_2 and qtz-py stringers, veins
59.6	60.0	Tuff or sediment as previous
60.0	61.0	Mafic dyke as previous
61.0	61.2	Tuff or sediment as previous
61.2	61.8	Mafic dyke as previous
61.8	90.0	Siltstone; tuffaceous; Hornfelsed; same as 19.0-53.2; not as brecciated; weak to moderate qtz-MoS_2 veining • 66.0-66.2 – broken core • 66.8 – 6 cm banded qtz-MoS_2 vein @60° to CA • 80.0 – chl-ep on fractures • 82.8 - 1 cm banded qtz-MoS_2 vein @15° to CA • 78.3 -78.5 – intrusive breccia subparallel to CA, light grey, f.gr cuts and truncates banded qtz-MoS_2 vein in hornfelsed seds • 87.8-88.8 – breccia zone, clay altered, calcite cement
90.0	98.0	Wacke, tuffaceous, mottled light grey and greenish grey; faintly banded subparallel to CA; 1-3 mm white feldspar crystal fragments; 40-60% some dark angular clasts; moderate to strong qtz- MoS_2 veining as banded veins and stockwork; minor py • 92.6 – 4 cm banded bifurcating qtz-MoS_2 vein @80° to CA • 96.6 – 2 cm banded qtz-MoS_2 vein @10° to CA
98.0	102.4	Siltstone, fine-grained, dark greenish grey, some feldspathic bands; bleached margin on py stringers; hard dense rock, probably hornfelsed
102.4	113.0	Siltstone, wacke, some laminated mudstone intervals, brecciated, hornfelsed, silicified, weak to moderate qtz-MoS_2 veining • 103.6 – 2 cm banded qtz-MoS_2 vein @85° to CA • 104.2 - qtz-MoS_2 vein stockwork • 103.6-113.0 – breccia zone; sediments brecciated, soft, clay-calcite-chlorite alteration; bedding completely disrupted; qtz-MoS_2 veins offset by fractures in breccia zone • 107.8 – open, vuggy cavity
113.0	142.9	Siltstone, mudstone, siliceous, brecciated, mottle pink, white, grey, greenish grey, silicified, strong microfracturing, bedding disrupted by brecciation; brown matrix in breccia due to biotite; locally laminate, mmicrofractrues with qtz-py, py on fractures, narrow bleached selvages,

		py clots in matrix of banded rock; qtz-MoS_2 veins; 1-5% py overall • 113.8 – 5 mm banded qtz-MoS_2 vein @20° to CA • 115.0 – 3 cm banded qtz-MoS_2 vein @30° to CA • 120.0 bedding subparallel to CA • 121.5 – 2 mm py vein @70° to CA with 2 mm sericite alteration envelope • 122.2 – 4 cm banded qtz-MoS_2 vein segmented by late qtz veining • 131.4 – 2 mm qtz-py vein @40° to CA, vuggy with 2-4 mm grey sericitic alteration envelope • 141.0-142.8 – broken core, less than 50% recovery • 142.8 EOH

Assay Results – DDH LS05-39

From	To	Sample	Mo%	MoS_2
10.06	12	614944	0.009	0.015
12	14	614945	0.005	0.008
14	16	614946	0.002	0.003
16	18	614947	0.005	0.008
18	20	614948	0.017	0.028
20	22	614949	0.015	0.025
22	24	614950	0.02	0.033
24	26	614951	0.018	0.030
26	28	614952	0.026	0.043
28	30	614953	0.032	0.053
30	32	614954	0.074	0.123
32	34	614955	0.072	0.120
34	36	614956	0.049	0.082
36	38	614957	0.091	0.152
38	40	614958	0.102	0.170
blank		614959	0.001	0.002
40	42	614960	0.093	0.155
42	44	614961	0.057	0.095
44	46	614962	0.093	0.155
46	48	614963	0.135	0.225
48	50	614964	0.102	0.170
50	52	614965	0.129	0.215
52	54	614966	0.064	0.107
54	56	614967	0.041	0.068
56	58	614968	0.085	0.142
58	60	614969	0.029	0.048
60	62	614970	0.06	0.100
62	64	614971	0.103	0.172
64	66	614972	0.036	0.060
66	68	614973	0.248	0.414
68	70	614974	0.074	0.123
70	72	614975	0.078	0.130
72	74	614976	0.123	0.205
74	76	614977	0.154	0.257
76	78	614978	0.092	0.153
78	80	614979	0.132	0.220
blank		614980	0.001	0.002
80	82	614981	0.162	0.270
82	84	614982	0.181	0.302
84	86	614983	0.061	0.102
86	88	614984	0.063	0.105
88	90	614985	0.067	0.112
90	92	614986	0.181	0.302
92	94	614987	0.118	0.197
94	96	614988	0.023	0.038
96	98	614989	0.143	0.239
98	100	614990	0.019	0.032

100	102	614991	0.025	0.042
102	104	614992	0.05	0.083
104	106	614993	0.056	0.093
106	108	614994	0.037	0.062
108	110	614995	0.028	0.047
110	112	614996	0.025	0.042
112	114	614997	0.053	0.088
114	116	614998	0.016	0.027
116	118	614999	0.01	0.017
118	120	615000	0.013	0.022
120	122	615001	0.013	0.022
blank		615002	<.001	<.001
122	124	615003	0.023	0.038
124	126	615004	0.009	0.015
126	128	615005	0.007	0.012
128	130	615006	0.003	0.005
130	132	615007	0.003	0.005
132	134	615008	0.012	0.020
134	136	615009	0.008	0.013
136	138	615010	0.007	0.012
138	140	615011	0.003	0.005
140	141.76	615012	0.002	0.003

Lucky Ship Project
Drill Hole Log
LS05-40

Grid Loc: 18+00E, 12+00N	UTM Easting: 599844	UTM Northing: 5987308
Depth: 114.9 metres	Azimuth: 145	Inclination: -45
Started: 2005/08/12	Finished: 2005/08/16	Hole logged 2005/08/17
Drillers: M. Lafreniere/T. Hooper	Drill: Longyear 38	Core Size: NQ
Drill Hole Survey: 110.9 metres - Azimuth 128 mag, 152 true, Inclination -46		

Logged by: D.G. MacIntyre

From	To	Description
0	6.1	Overburden
6.1	28.5	Tuff or mudstone; hornfelsed, hard, siliceous, few 1 mm dark angular clasts in f.gr. aphanitic matrix; mottled medium to dark grey; microveinlets with bleached alteration envelopes; moderate Mo mineralization as banded qtz-MoS_2 veins, qtz-MoS_2 and MoS_2 stringers, MoS_2 on dry fractures; some qtz vein stockwork; FeOx and MnOx on fractures; some alte qtz-py veins • 6.1-11.5 – broken core, oxidized • 14.4-15.0 – broken core, oxidized • 15.2 – 5 mm banded qtz-MoS_2 vein @20-40° to CA truncated by 1 cm qtz-MoS_2 vein @70° to CA • 17.0-17.2 – qtz-vein stockwork • 17.7 – qtz vein stockwork • 19.4-20.0 – broken core, c.gr. py on fractures; strong FeOx • 21.6-22.5 – broken core, some gouge, calcite, clay • 22.5 – 4 cm calcite vein @70° to CA • 23.2-23.8 – broken core, some gouge, clay , calcite fragments of qtz-MoS_2 vein • 23.8 - banded qtz-MoS_2 vein segmented by injection of late quartz • 24.9-25.0 – 10 cm banded qtz-MoS_2 vein @50° to CA cut by late qtz vein stockwork • 28.0-28.5 – broken core, FeOx and MnOx on fractures • 28.5 – 10 cm banded qtz-MoS_2 vein @50° to CA disrupted by later injection of quartz and cut by late, vuggy qtz-py veins @45° to CA
28.5	34.2	QFP, white, 5-10% 1-2 mm qtz eyes, 5-10% 1 mm feldspar altered to clay or sericite; moderate Mo mineralization as disrupted banded qtz-MoS_2 veins and MoS_2 stringers; late qtz-py on fractures; some qtz vein stockwork • 19.0-29.5 - broken core, FeOx on fractures • 29.6-30.1 - broken core, FeOx on fractures • 30.5 - banded qtz-MoS_2 vein segmented and offset by qtz vein stockwork • 32.3-32.4 – 10 cm banded qtz-MoS_2 vein @60° to CA segmented

		by later injection of qtz • 33.7-34.2 – broken core, some clay
34.2	60.0	Tuff or mudstone; hornfelsed; dark greenish grey to light grey where altered; cut by numerous qtz-py and py veins and stringers with white to light grey sericite alteration envelopes; spotted hornfels texture due to biotite; weak qtz-MoS_2 veining • 1 cm c.gr. qtz-py vein @60 • 4 mm banded qtz-MoS_2 vein @40° to CA cut by later qtz-py vein @70° to CA • 41.8 – 4 mm banded qtz-MoS_2 vein @60° to CA • 43.1 – 4 cm banded qtz-MoS_2 vein @30° to CA disrupted by later injection of quartz • 44.8 – 1 cm banded qtz-MoS_2 vein @30° to CA cut and offset by qtz-py vein @60 qtz-MoS_2 vein • 49.2 – bifurcating qtz-MoS_2 vein • 49.6-50.1 – pink to light grey silicified and brecciated zone • 55.0-57.0 – strong py and qtz-MoS_2 vein stockwork in medium grey wacke or tuff • 58.3-58.7 – broken core, clay, calcite
60.0	62.3	Mafic dyke, dark green aphanitic; bioite, chlorite, feldspar in matrix; soft, some epidote; few 2-3 mm qtz-MoS_2 veins cut the dyke; strongly pyritic at contact; 5-10% py as disseminations, wispy bands, clots and stringers
62.3	69.5	Lapilli tuff; silicified, brownish grey to pinkish grey; up to 80% rounded siliceous clasts; could be brecciated and silicified tuff or sediment; weak qtz-MoS_2 veining mostly as 1-2 mm veinlets; 1-2% disseminated py
69.5	76.2	Mafic dyke as previous • 70.8-74.4 – broken core
76.2	77.6	Conglomerate, light grey, f.gr. 60-70% silicified clasts to 2 cm in medium grey siliceous matrix; matrix supported, poorly sorted, some chlorite in matrix, py on fractures, 1-5% disseminated py; could be volcanic or sedimentary
77.6	78.0	Mafic dyke as previous
78.0	78.5	Conglomerate as previous
78.5	80.6	Mafic dyke as previous
80.6	84.4	Tuff or mudstone, hornfelsed, silicified, light to dark grey, py stringer with bleached alteration envelopes; spotted hornfels texture • 83.4 – 1 cm qtz-MoS_2 vein with vuggy core @80° to CA
84.4	90.0	Mafic dyke as previous • 89.2 – 1 cm bifurcating banded qtz-MoS_2 vein
90.0	92.2	Wacke, siltstone, mudstone, light greenish grey to dark grey; some dark angular chips to 5 mm; chloritic; py stringers with bleached alteration envelopes
92.2	94.0	Mafic dyke as previous
94.0	114.9	Tuff or mudstone, Hornfelsed, silicified same as 80.6-84.4; pinkish cast in places; strongly silicified in places going to white colouration; some rounded clasts visible; weak Mo mineralization as narrow MoS_2 stringers

		• 110.0-110.4 – soft, brecciated, calcite cement • EOH 114.91

Assay Results – DDH LS05-40

From	To	Sample	Mo%	MoS_2
6.1	8	615013	0.01	0.017
8	10	615014	0.022	0.037
10	12	615015	0.006	0.010
12	14	615016	0.041	0.068
14	16	615017	0.07	0.117
16	18	615018	0.039	0.065
18	20	615019	0.131	0.219
blank		615020	0.001	0.002
20	22	615021	0.095	0.158
22	24	615022	0.084	0.140
24	26	615023	0.089	0.148
26	28	615024	0.059	0.098
28	30	615025	0.104	0.173
30	32	615026	0.117	0.195
32	34	615027	0.101	0.168
34	36	615028	0.025	0.042
36	38	615029	0.032	0.053
38	40	615030	0.019	0.032
40	42	615031	0.029	0.048
42	44	615032	0.046	0.077
44	46	615033	0.092	0.153
46	48	615034	0.053	0.088
48	50	615035	0.064	0.107
50	52	615036	0.092	0.153
52	54	615037	0.029	0.048
54	56	615038	0.051	0.085
56	58	615039	0.044	0.073
blank		615040	<.001	<.001
58	60	615041	0.051	0.085
60	62	615042	0.088	0.147
62	64	615043	0.053	0.088
64	66	615044	0.046	0.077
66	68	615045	0.063	0.105
68	70	615046	0.055	0.092
70	72	615047	0.017	0.028
72	74	615048	0.007	0.012
74	76	615049	0.017	0.028
76	78	615050	0.029	0.048
78	80	615051	0.011	0.018
80	82	615052	0.018	0.030
82	84	615053	0.039	0.065
84	86	615054	0.017	0.028
86	88	615055	0.015	0.025
88	90	615056	0.106	0.177
90	92	615057	0.039	0.065
92	94	615058	0.012	0.020
94	96	615059	0.04	0.067

		615060	<.001		<.001
96	98	615061		0.04	0.067
98	100	615062		0.027	0.045
100	102	615063		0.01	0.017
102	104	615064		0.004	0.007
104	106	615065		0.006	0.010
106	108	615066		0.006	0.010
108	110	615067		0.007	0.012
110	112	615068		0.005	0.008
112	114	615069		0.012	0.020
114	114.91	615070		0.034	0.057

Lucky Ship Project
Drill Hole Log
LS05-41

Grid Loc: 18+50E, 12+30N	UTM Easting: 599874	UTM Northing: 5987356
Depth: 114.9metres	Azimuth: 145	Inclination: -45
Started: 2005/08/12	Finished: 2005/08/17	Hole logged 2005/08/18
Drillers: M. Lafreniere/T. Hooper	Drill: Longyear 38	Core Size: NQ
Drill Hole Survey: 110.9 metres - Azimuth 119 mag, 143 true, Inclination -45		

Logged by: D.G. MacIntyre

From	To	Description
0	3.7	Overburden
3.7	34.9	Mafic dyke, dark green, aphanitic, chlorite after biotite, some epidote in py veins, 1-5% 1 mm wispy py stringers, clots, disseminations; py on fractures, few widely space qtz-MoS_2 veins • 3.7-14.3 – broken core, FeOx on fractures
34.9	35.1	Breccia; white angular clasts in brown biotite rich matrix at contact with QFP dyke
35.1	35.8	QFP dyke, white, 5-10% 1-2 mm qtz eyes, 5-10% 1-2 mm feldspar in f.gr. siliceous matrix; cut by MoS_2 stringers @5-10 cm spacing
35.8	41.0	Siltstone or mudstone, aphanitic, fine-grained, Hornfelsed, hard, very siliceous, colour varies from dark brownish and greenish grey to pinkish grey, mottled, spotted texture in places due to biotite (spotted hornfels); moderate qtz vein stockwork, py stringers, late qtz-py veins, some chlorite associated with py • 36.8 – 8 cm banded qtz-MoS_2 vein @60° to CA • 39.8-40.0 – 1-2 cm bifurcating banded qtz-MoS_2 vein @50° to CA plus many smaller stringers
41.0	47.8	Breccia; 70-80%, angular white, grey and light brown clasts of silicified fine grained sediments or tuffs in a brown biotite rich, pyritic siliceous matrix; clast supported breccia; clasts shattered, crackle breccia in places, probably related to explosive venting; strong Mo mineralization as banded qtz-MoS_2 veins, MoS_2–qtz stringers • 42.0 – 1.5 cm banded qtz-MoS_2 vein @50° to CA offset by qtz-MoS_2 stringers @80° to CA with <1mm py stringer in centre of vein • 42.6 – 2 cm banded qtz-MoS_2 vein @55° to CA • 44.0 – 2 cm bifurcating qtz-MoS_2 vein @60 and 30° to CA • 46.7 – 8 cm banded qtz-MoS_2 vein @50° to CA Vein split into 3 separate bands; c.gr. py in centre of the vein • 47.4 – 5 mm banded qtz-MoS_2 vein @50° to CA offset by qtz-MoS_2 stringers @85° to CA
47.8	48.1	QFP dyke, same as previous
48.1	48.4	Breccia, same as previous interval

48.4	64.2	QFP dyke, same as previous but feldspars more clay altered; moderate Mo mineralization mainly as 1-2 mm qtz-MoS_2 vein and MoS_2 stringers at various angles to CA; some late qtz-py veins with associated light green chlorite; py on dry fractures • 56.0-56.4 broken core, some gouge, clay altered, calcite crystals
64.2	70.8	Breccia, similar to 41.0-47.8 but with smaller clasts; late qtz-py veins with bleached sericite alteration envelopes up to 2 cm wide; c.gr. py in veins which are locally vuggy; weak to moderate Mo mineralization as banded qtz-MoS_2 veins • 65.1 – 2mm py vein with 2 cm bleached sericite alteration envelope • 65.3 – 5 mm MoS_2 –qtz vein @10° to CA with py stringer in center of vein
70.8	71.7	QFP dyke as above; Mafic dyke as previous; few scattered inclusions of wallrock with fine laminations, possibly an ash flow tuff; moderate Mo mineralization as banded qtz-MoS_2 veins • 71.4 – 1 cm banded qtz-MoS_2 vein @50° to CA • 71.7 – 1 cm banded qtz-MoS_2 vein @60° to CA
71.7	74.1	Breccia as above; weak to moderate Mo mineralization as qtz-MoS_2 veins, pyrite in matrix
74.1	74.5	QFP dyke as above
74.5	77.6	Breccia as above; moderate qtz-MoS_2 veining; py in matrix • 76.8 – 1 cm bifurcating banded qtz-MoS_2 vein @15° to CA • 77.2 - 1 cm bifurcating banded qtz-MoS_2 vein @15° to CA • 76.3 - 1 cm banded qtz-MoS_2 vein @30° to CA
77.6	86.5	Mafic dyke, dark green aphanitic; clots of brown bioitite, some chlorite; cut by 1 mm py stringers with narrow bleached sericite alteration envelopes; disseminated and wispy py stringers throughout; weak to moderate qtz-MoS_2 veining • 83.3 – 10 cm banded qtz-MoS_2 vein @60° to CA
86.5	87.5	Siltstone, fine-grained , dark brownish grey to light brown, siliceous, light grey silica flooded patches with dark brown biotite; weak to moderate qtz-MoS_2 veining
87.5	87.7	Feldspar porphyry dyke; crowded; siliceous, epidote in matrix; pink K-feldspar rich patches could be resorbed inclusions?
87.7	103.0	Wacke, feldspathic, dark brown to light greenish grey to pinkish grey where silicified; hornfelsed, spotted texture due to biotite,<1 mm felsapr crystal fragments 30-50% of rock; only visible where rock is bleached due to alteration; weak qtz-MoS_2 veining; py stringers with narrow bleached sericite alteration envelopes; brecciated with brown biotite rich matrix; chlorite associated with py stringers
103.0	114.9	Conglomerate, pebble to granule size silicified heterolithic clasts; rounded, poorly sorted, matrix supported clasts to 5 cm; 5-20% white 1-2 mm feldspar crystal fragments throughout; more visible in lighter, more altered zones; light grey siliceous rims on dark brown clasts suggest silicification

Assay Results – DDH LS05-41

From	To	Sample	Mo%	MoS_2%
6.1	8	615013	0.01	0.017
8	10	615014	0.022	0.037
10	12	615015	0.006	0.010
12	14	615016	0.041	0.068
14	16	615017	0.07	0.117
16	18	615018	0.039	0.065
18	20	615019	0.131	0.219
blank		615020	0.001	0.002
20	22	615021	0.095	0.158
22	24	615022	0.084	0.140
24	26	615023	0.089	0.148
26	28	615024	0.059	0.098
28	30	615025	0.104	0.173
30	32	615026	0.117	0.195
32	34	615027	0.101	0.168
34	36	615028	0.025	0.042
36	38	615029	0.032	0.053
38	40	615030	0.019	0.032
40	42	615031	0.029	0.048
42	44	615032	0.046	0.077
44	46	615033	0.092	0.153
46	48	615034	0.053	0.088
48	50	615035	0.064	0.107
50	52	615036	0.092	0.153
52	54	615037	0.029	0.048
54	56	615038	0.051	0.085
56	58	615039	0.044	0.073
blank		615040	<.001	<.001
58	60	615041	0.051	0.085
60	62	615042	0.088	0.147
62	64	615043	0.053	0.088
64	66	615044	0.046	0.077
66	68	615045	0.063	0.105
68	70	615046	0.055	0.092
70	72	615047	0.017	0.028
72	74	615048	0.007	0.012
74	76	615049	0.017	0.028
76	78	615050	0.029	0.048
78	80	615051	0.011	0.018
80	82	615052	0.018	0.030
82	84	615053	0.039	0.065
84	86	615054	0.017	0.028
86	88	615055	0.015	0.025
88	90	615056	0.106	0.177
90	92	615057	0.039	0.065
92	94	615058	0.012	0.020
94	96	615059	0.04	0.067

blank		615060	<.001		<.001
96	98	615061		0.04	0.067
98	100	615062		0.027	0.045
100	102	615063		0.01	0.017
102	104	615064		0.004	0.007
104	106	615065		0.006	0.010
106	108	615066		0.006	0.010
108	110	615067		0.007	0.012
110	112	615068		0.005	0.008
112	114	615069		0.012	0.020
114	114.91	615070		0.034	0.057

Lucky Ship Project
Drill Hole Log
LS05-42

Grid Loc: 17+50E, 14+00N	UTM Easting: 599683	UTM Northing: 5987428
Depth: 96.7metres	Azimuth: 145	Inclination: -45
Started: 2005/08/12	Finished: 2005/08/18	Hole logged 2005/08/18
Drillers: M. Lafreniere/T. Hooper	Drill: Longyear 38	Core Size: NQ
Drill Hole Survey: 92.65 metres - Azimuth 121 mag, 145 true, Inclination -44		

Logged by: D.G. MacIntyre

From	To	Description
0	3.1	Overburden
3.1	70.0	QFP; white quartz feldspar porphyry; 5-20% 1-2 mm qtz eyes, 5-10% 1-2 mm feldspars pseudomorphed by light green clay or sericite; 1-2% <1 mm dark green flecks probably chlorite after biotite; moderate to strong Mo mineralization as banded qtz-MoS_2 veins and MoS_2-qtz stringers (irregular veinlets or microveinlets); increasing qtz vein stockwork down hole with banded qtz-MoS_2 veins disrupted and segmented by late injection of quartz (silica flooding) • 3.1-5.1 – broken core, FeOx and MnOx on fractures • 9.0 – 1 cm banded qtz-MoS_2 vein @25° to CA • 15.4 – 5 cm banded qtz-MoS_2 vein @0-20° to CA pushed apart and segmented by late qtz-vein stockwork • 20.6 – 3 cm banded qtz-MoS_2 vein @30° to CA segmented by later qtz-vein stockwork • 24.0 – 2 cm banded qtz-MoS_2 vein @20° to CA • 25.8 – 1 cm banded qtz-MoS_2 vein @70° to CA • 26.1 – 5 mm banded qtz-MoS_2 vein @40° to CA • 29.9 – 2 cm banded qtz-MoS_2 vein @50° to CA • 30.2-32.6 – broken core, some clay on fractures • 33.2 – py on dry factures • 33.2-34.8 - broken core • 37.0-38.7 – broke core, 55% recovery • 38.7-39.2 – broken core, gouge, clay altered, dark clay bands may contain ground up Mo S_2 • 39.2-46.0 - broken cor • 40.6 – 2 parallel 5 mm banded qtz-MoS_2 vein @30° to CA • 40.6-44.8 – numerous banded qtz-MoS_2 veins @30-50° to CA spaced at 2-5 cm, some pulled apart by late qtz injection • 44.8-46.0 – broken core, some gouge, clay altered, minor FeOx • 46.6-49.0 bifurcating banded qtz-MoS_2 veins and vein stockwork disrupted by later qtz vein stockwork • 50.0-51.0 – 5 cm banded qtz-MoS_2 vein subparallel to CA segmented by later injection of qtz; some vuggy areas in core of vein with c.gr. py.

		• 52.2 – 8 cm banded qtz-MoS_2 vein @55° to CA segmented by later qtz flooding • 52.6 - qtz-MoS_2 vein stockwork healing crackle breccia
52.6	90.4	QFP – qtz vein stockwork; strong Mo mineralization as banded qtz-MoS_2 veins cut and offset by later qtz vein stockwork; QFP locally has dark green spots, probably chlorite after biotite • 58.0 - 2 cm banded qtz-MoS_2 vein @25° to CA offset by qtz vein @70° to CA • 62.2 – 5 mm banded qtz-MoS_2 vein @25° to CA offset by qtz vein @70° to CA • 64.8-65.8 – 2-4 mm banded qtz-MoS_2 vein subparallel to CA completely disrupted and segmented by later qtz vein stockwork • 66.5-68.0 – intense qtz vein stockwork disrupting and segmenting earlier banded qtz-MoS_2 veins
70.0	90.4	QFP – qtz vein stockwork; intense qtz veins stockwork cutting QFP; weak Mo mineralization as short vein segments floating in quartz; few discontinuous MoS_2 stringers
90.4	94.2	Crowded biotite-quartz feldspar porphyry (granite porphyry of Amx) – qtz vein stockwork, 15-25% 1-3 mm clay altered feldspar, 2-12% 1-2 mm qtz eyes, 1-5 1-2 mm biotite flakes altered to chlorite; cut by intense qtz vein stockwork comprising up to 80% of rock
94.2	96.0	Mafic dyke, dark green aphanite, brecciated and healed with qtz • 95.0-95.2 – broken core, some gouge, chloritic • 96.0-96.2 - broken core, some gouge, chloritic
96.0	96.6	Crowded biotite-quartz feldspar porphyry – qtz-vein stockwork; same as 90.4-94.2 96.6 - EOH

Assay Results – DDH LS05-42

From	To	Sample	Mo%	MoS_2%
3.05	5	615130	0.01	0.017
5	7	615131	0.024	0.040
7	9	615132	0.046	0.077
9	11	615133	0.077	0.128
11	13	615134	0.136	0.227
13	15	615135	0.137	0.229
15	17	615136	0.133	0.222
17	19	615137	0.043	0.072
19	21	615138	0.139	0.232
21	23	615139	0.052	0.087
blank		615140	<.001	<.001
23	25	615141	0.17	0.284
25	27	615142	0.095	0.158
27	29	615143	0.032	0.053
29	31	615144	0.048	0.080
31	33	615145	0.055	0.092
33	35	615146	0.033	0.055
35	37	615147	0.095	0.158
37	39	615148	0.108	0.180
39	41	615149	0.115	0.192
41	43	615150	0.168	0.280
43	45	615151	0.052	0.087
45	47	615152	0.168	0.280
47	49	615153	0.306	0.510
49	51	615154	0.162	0.270
51	53	615155	0.472	0.787
53	55	615156	0.114	0.190
55	57	615157	0.137	0.229
57	59	615158	0.073	0.122
59	61	615159	0.064	0.107
blank		615160	0.001	0.002
61	63	615161	0.053	0.088
63	65	615162	0.071	0.118
65	67	615163	0.244	0.407
67	69	615164	0.13	0.217
69	71	615165	0.098	0.163
71	73	615166	0.091	0.152
73	75	615167	0.055	0.092
75	77	615168	0.06	0.100
77	79	615169	0.182	0.304
79	81	615170	0.017	0.028
81	83	615171	0.015	0.025
83	85	615172	0.027	0.045
85	87	615173	0.04	0.067
87	89	615174	0.013	0.022

89	91	615175	0.013	0.022
91	93	615176	0.02	0.033
93	95	615177	0.034	0.057
95	96.62	615178	0.074	0.123

Lucky Ship Project
Drill Hole Log
LS05-43

Grid Loc: 19+00E, 12+80N	UTM Easting: 599882	UTM Northing: 5987420
Depth: 102.1metres	Azimuth: 145	Inclination: -45
Started: 2005/08/18	Finished: 2005/08/23	Hole logged 2005/08/23
Drillers: V. Emary	Drill: Longyear 34	Core Size: NQ
Drill Hole Survey: 98.11 metres - Azimuth 121 mag, 145 true, Inclination -46		

Logged by: D.G. MacIntyre

From	To	Description
0	7.0	Overburden
7.0	22.4	Lapilli tuff and volcanic breccia, Hornfelsed, light grey, pinkish grey and brown, locally brecciated with dark brown matrix, mottled texture due to silicification; clasts to 20 cm, moderate-strong Mo mineralization as banded qtz-MoS_2 veins • 7.0-8.7 – broken core, FeOx on fractures • 10.0-10.2 - broken core, FeOx on fractures • 10.8 – 1-2 cm banded qtz-MoS_2 vein @60° to CA • 13.4 – 1 cm banded qtz-MoS_2 vein @70° to CA • 13.6 – 5 cm banded qtz-MoS_2 vein @85° to CA cut by late qtz-py vein • 16.7 – 2 cm banded qtz-MoS_2 vein @70° to CA • 17.2 – 1.5 cm banded qtz-MoS_2 vein @70° to CA • 19.5 – 5 cm banded qtz-MoS_2 vein @60° to CA • 21.0 – 1 cm banded qtz-MoS_2 vein @60° to CA • 21.2 – 2 cm banded qtz-MoS_2 vein @60° to CA
22.4	30.9	QFP; white, 5-10% 1-2 mm qtz eyes, 5-10% 1-2 mm feldspars altered to clay; moderate qtz-MoS_2 mineralization mainly as stringers
30.9	32.1	Lapilli tuff, silicified, light grey to brown; same as previous interval but not as brecciated, evidence for silica replacement at edges of angular clasts, brown colour where less silicified; weak qtz-MoS_2 mineralization as widely spaced stringers
32.1	32.4	Mafic dyke, dark green, aphanitic, 5-10% disseminated and stringer pyrite, intrudes lapilli tuff • 33.8-33.9 – broken core
32.4	33.9	• Lapilli tuff as above, • 34.4 – 1 cm banded qtz-MoS_2 vein @70° to CA
33.9	37.8	QFP dyke, same as above; weak qtz-MoS_2 veining; sharp contact with mafic dyke g
37.8	38.7	Mafic dyke, dark green, aphanitic, intruding lapilli tuff; 5-10% disseminated and stringer py
38.7	43.5	Volcanic breccia, light grey, pinkish grey, brown, siliceous clasts in brown to grey siliceous matrix; silicified, clasts 50-65%, angular, up to 10

		cm, mainly volcanic; brecciated in places with dark brown biotite rich matrix; 2-5% disseminated and fracture controlled py; moderate to strong qtz-MoS_2 veining; some late qtz-py veins • 42.4 – 7 cm banded qtz-MoS_2 vein @30° to CA
43.5	43.8	Mafic dyke, dark green aphanitic, soft, chloritic; broken core, calcite on fractures, 5-10% desseminated and stringer py
43.8	55.0	Volcanic breccia, same as previous interval, strong qtz-MoS_2 veining @45-70° to CA, 5-15 cm spacing, some late calcite veins • 45.7 - banded qtz-MoS_2 vein stockwork @60° to CA • 47.3-47.5 – small 20 cm QFP dyke • 51.2-51.6 – bleached, silicified zone, QFP clasts or small dykes; strong qtz-MoS_2 vein stockwork @70° to CA • 54.4 - qtz-MoS_2 vein stockwork
55.0	68.0	Tuff or sediment, fine-grained, siliceous, interbedded with lapilli tuff, mottled pink, pinkish grey, light to dark gbrown matrix; spotted texture due to earlier hornfelsing; moderate Mo mineralization and stringers and banded veins • 58.8 – 5 mm banded qtz-MoS_2 vein @70° to CA • 63.2 – 7 cm banded qtz-MoS_2 vein @70° to CA
68.0	69.2	QFP dyke, same as previous dykes, weak qtz-MoS_2 veining mainly as irregular stringers
69.2	70.0	Tuff or sediment; same as 55.0-68.0; weak qtz-MoS_2 veining
70.0	82.9	QFP dyke as above; moderate Mo mineralization mainly as qtz-MoS_2 and MoS_2 veins and stringers healing crackle breccia • 79.5 - qtz-MoS_2 vein stockwork • 80.2 – 3 cm banded qtz-MoS_2 vein @70° to CA with py stringer in center of vein • 80.6 – 1 cm banded qtz-MoS_2 vein @70° to CA with py stringer in center of vein
82.9	102.1	Tuff or siltstone, fine-grained, hornfelsed, locally brecciated, grey to brown spotted texture due to secondary biotite; crackle breccia in places; dark brown biotite rich matrix in brecciated zones; weak Mo mineralization as stringers, 2-5% py as disseminations and fracture coatings • 85.8-86.2 - qtz veins, broken core • 86.8-89.0 – broken core, some shear surfaces with calcite gouge

Assay Results – DDH LS05-43

From	To	Sample	Mo%	MoS_2%
9	11	615239	0.07	0.117
blank		615240	0.001	0.002
11	13	615241	0.041	0.068
13	15	615242	0.102	0.170
15	17	615243	0.05	0.083
17	19	615244	0.064	0.107
19	21	615245	0.054	0.090
21	23	615246	0.035	0.058
23	25	615247	0.018	0.030
25	27	615248	0.03	0.050
27	29	615249	0.019	0.032
29	31	615250	0.027	0.045
31	33	615251	0.009	0.015
33	35	615252	0.03	0.050
35	37	615253	0.02	0.033
37	39	615254	0.018	0.030
39	41	615255	0.018	0.030
41	43	615256	0.027	0.045
43	45	615257	0.035	0.058
45	47	615258	0.061	0.102
47	49	615259	0.011	0.018
blank		615260	<.001	<.001
49	51	615261	0.02	0.033
51	53	615262	0.085	0.142
53	55	615263	0.067	0.112
55	57	615264	0.03	0.050
57	59	615265	0.031	0.052
59	61	615266	0.018	0.030
61	63	615267	0.034	0.057
63	65	615268	0.072	0.120
65	67	615269	0.059	0.098
67	69	615270	0.062	0.103
69	71	615271	0.034	0.057
71	73	615272	0.04	0.067
73	75	615273	0.034	0.057
75	77	615274	0.039	0.065
77	79	615275	0.036	0.060
79	81	615276	0.066	0.110
81	83	615277	0.028	0.047
83	85	615278	0.02	0.033
85	87	615279	0.03	0.050
blank		615280	<.001	<.001
87	89	615281	0.034	0.057
89	91	615282	0.03	0.050
91	93	615283	0.017	0.028

93	95	615284	0.035	0.058
95	97	615285	0.02	0.033
97	99	615286	0.004	0.007
99	101	615287	0.011	0.018
101	102.11	615288	0.003	0.005

Lucky Ship Project
Drill Hole Log
LS05-44

Grid Loc:L17+00E, 15+00N	UTM Easting: 599595	UTM Northing: 5987486
Depth: 226.5 metres	Azimuth: 145	Inclination: -50
Started: 2005/09/28	Finished: 2005/10/24	Date logged: 2005/09/29,10/21, 10/25
Driller: Verne Emary, Oliver Yeager	Drill: Longyear 34	Core Size: NQ
Drill Hole Survey: 108.0m, 140^0 @-48.5^0; 226.5m, 226.5m, 140^0 @-46.5^0		

Logged by: R.H. McMillan

From	To	Description
0-	3.5	Overburden

3.5	87.0	Quartz Feldspar Porphyry. Pale grey massive rock with medium grey angular fragments throughout. Fragments < 2%, ranging from 5 mm. to 4 cm. Fragments soft to hard non-porphyritic – probably argillite. Rock weakly Mo mineralized with minor py and cp. Mo confined to dry fractures and quartz veins to 5 mm.
		• 3.5-10.8 – weakly mineralized, sericitized. Dry Mo veinlets @ 20^0 to CA.
		• 13.0 - 3 – 3-3 mm qtz veins @ 45^0 to CA with py, cp, and minor Mo
		• 19.6-22.0 – dry Mo veinlets @ 0 to 15^0 to CA
		• 38.0-51.0 – weak to moderately Mo mineralized. Mo and Mo-py quartz veinlets to 5 mm @ 30^0 to 45^0 to CA. some dry Mo fractures.
		  o 48.5 – 49.0 – Broken core
		• 51.0 – 1 cm banded qtz-Mo veinlet parallel to CA
		• 51.0 – 58.4 – massive, poorly mineralized, gypsum on fractures. Fragments rare after 51.0
		• 58.4 – 60.0 – weakly mineralized, massive, fracture intensity (vein stockwork) increasing downward. Very minor pyrite. Sericite and minor gypsum veinlets cut Mo-qtz veinlets
		• 64.1 – 1 cm qtz-Mo veinlet subparallel to CA
		• 74.0 – 87.0 – weakly to moderately mineralized QFP. Rare fragments. Early qtz veinlet stockwork cut by dry Mo veinlets and qtz-Mo veinlets, in turn cut by rare pyrite veinlets.
		  o 76.7 – 1 cm irregular qtz-Mo veins

87.0	174.3	Quartz Feldspar Porphyry as above. Moderately mineralized. Qtz-Mo and Mo on fractures. Very minor py • 94.7 – 8 mm qtz-Mo veinlet @ 45^0 to CA • 100.7 – 1 cm qtz-Mo veinlet @ 45^0 to CA • 101.0 – 2 cm banded qtz-Mo veinlet @ 60^0 to CA cuts earlier

		hair-line veinlets
		• 102.9 – 1 cm qtz-Mo veinlet @45^0 to CA
		• 108.2 – 8 mm qtz-Mo veinlet @ 30^0 to CA
		• 109.7 – 2 – 6 mm 94.7 – qtz-Mo veinlets @ 30^0 to CA
		• 110.1 – 3 mm 94.7 – Mo-qtz veinlet @ 30^0 to CA
		• 111.5 – 2 – 5 mm qtz-Mo veinlet @ 30^0 to CA, 2 cm apart
		• 115.0 – 116.7 – broken core, 1 cm qtz-Mo veinlet @ 116.0
		• 117.5 – 1 cm qtz-Mo veinlet @ 30^0 to CA
		• 118.1 – 2 cm banded qtz-Mo veinlet @ 30^0 to CA
		• 118.3 – 8 mm banded qtz-Mo veinlet @ 30^0 to CA
		• 120.7 – 121.2 – qtz-Mo vein stockwork, veins 2 mm to 1.5 cm.
		• 123.2 – 7 mm Mo-qtz veinlet with qtz at centre @ 40^0 to CA
		• 124.3 – 2 cm thick sheeted (or banded) Mo-qtz veinlets @ 20^0 to 30^0 to CA
		• 125.5 – 6 mm Mo-qtz vein @35^0 to CA
		• 125.7 – 1.5 cm banded qtz-Mo vein @ 30^0 to CA
		• 126.4-127.7 – clay-altered broken core
		• 128.4 – 5 mm Mo-qtz vein @ 15^0 to CA
		• **130.3-131.2 – moderately strong disseminated Mo in irregular patches**
		  o 131.2 – 3-2to 4 mm Mo qtz veinlets @ 40^0 to CA
		• 131.3 – 2 irregular Mo-qtz veins 5 mm thick
		• 132.7 – 8 mm qtz-Mo vein @ 25^0 to CA
		• 133.0 – 2 intersectiong qtz-Mo veins @ 20^0 to CA, each 4 mm thick
		• 134.0 – 4 mm qtz-Mo vein @25^0 to CA
		• 137.0-137.7 – strong silicification and irregular qtz veining, some Mo veinlets and minor py
		• 137.8 – 3 mm Mo-qtz vein @ 20^0 to CA
		• 138.0-139.0 – 4 mm Mo-qtz vein subparallel to CA
		• 139.1 – 1 cm banded qtz-Mo vein @ 50^0 to CA
		• 139.5 – 2 intersecting qtz-Mo veins @ 35^0, veins 3-4 mm thick
		• 140.0-146.5 – weakly mineralized
		  o 142.4 – 1 cm qtz vein @ 15^0 to CA, very mior Mo
		  o 143.6 – 7 mm qtz-Mo vein @ 30^0 to CA
		  o 145.5 – 7 mm qtz-Mo vein @ 60^0 to CA
		• 147.0 - 1 cm qtz-Mo vein @ 25^0 to CA
		• 147.2 – 1 cm qtz-Mo vein @ 65^0 to CA
		• 148.3 – 2-1 cm Mo-qtz veins @ 25^0 to CA
		• 149.0-149.5 – clay-altered broken core
		• 152.0 – 1 cm qtz-Mo vein @ 60^0 to CA
		• 152.8 – 2 cm banded qtz-Mo vein @ 40^0 to CA
		• 154.0 – 1 cm qtz-Mo vein @ 30^0 to CA
		• 154.2 – 3 cm clay seam
		• 154.2-155.0 – strong sheeted and stockwork qtz-Mo veins
		• 158.2 – 20 cm clay-altered broken core

		• 159.6 – 2 intersecting 1 cm qtz-Mo veins • 160.1 – irregular barren qtz veins • 160.2 – 1 cm qtz-Mo vein @ 40^0 to CA • 160.4-161.6 – irregular qtz veins cut by several qtz-Mo veins • 161.6 – 3 cm banded qtz-Mo vein @ 60^0 to CA • 164.0 – several intersecting qtz-Mo veins • 166.8 – 1 cm banded qtz-Mo vein @ 30^0 to CA • 166.9 – 2 cm banded qtz-Mo vein @ 30^0 to CA • 168.0-168.6 – 0.8-1.2 cm qtz-Mo vein subparallel to CA • 169.8-170.2 – 2 – 8mm subparallel Mo-qtz veinlets subparallel to 15^0 to CA
174.3	190.9	QFP - weakly Mo mineralized with silicification increasing downhole • 175.7 – 1 cm qtz-Mo vein @ 40^0 to CA • 176.7 – 5 mm qtz-Mo vein @ 30^0 to CA • 180.0-184.5 – Broken zone. QFP with siliceous clay alteration, some Mo in matrix and in fragments • 184.5-190.9 – Strongly silicified QFP, silicification generally crosscuts earlier qtz-Mo mineralization, some late qtz-Mo veins • 188.8 – 5 mm qtz-Mo veins @ 15^0 to CA., occasional breccia fragments below 189.5
190.9	192.0	Breccia - Hornfels fragments in QFP grading down to strongly silicified and clay-altered hornfels, barren with little or no mineralization
192.0	205.0	Strongly silicified hornfels - pale green, strongly quartz veined, barren • 195.7 – dry Mo fractures subparallel to CA • 196.4-197.0 – barren quartz vein • 198.6-198.8 – strong brecciation • 199.4 – 5 mm qtz-Mo vein @35^0 to CA • 200.5 – dry Mo vein subparallel to CA
205.0	226.5	Granite Porphyry. Strongly altered to silica and clay, some fresh biotite phenocrysts, feldspars altered to clay. • 205.0-214.0 pale green rock, totally altered • 210.9 - dry Mo vein @ 30^0 to CA • 214.0-226.5 – as above but slightly darker, some fresh biotite

Hole successfully completed at 226.5 metres.
Casing left in hole.

Metreage	Sample Number
3.5-6.0	B615289
6.0-8.0	B615290
,,,,,,,,,,,	,,,,,,,,
26.0-28.0	B615300
28.0-30.0	B615301
…….	……
216.0-218.0	B615400
218.0-220.0	B616701
……	……..

224.0-226.5	B616704

Blank Samples	Sample Number
	B615320
	B615342
	B615346
	B615365
	B615387
	B616705

Lucky Ship Project
Drill Hole Log
LS05-45

Grid Loc:L18+75E, 14+65N	UTM Easting: 599742	UTM Northing: 5987545
Depth: 108.8 metres	Azimuth: 152	Inclination: -47
Started: 2005/10/03	Finished: 2005/10/07	Date logged: 2005/10/06
Driller: Suisse, Michel LaFreniere, Trevor Hooper	Drill: "Tank" to 108.8,	Core Size: NQ
Drill Hole Survey:		

Logged by: R.H. McMillan

From	To	Description
0	6.4	Casing
6.4	108.8	Quartz Feldspar Porphyry. Pale grey massive rock with angular to rounded fragments throughout. Euhedral quartz dipyramids as phenocrysts. Fragments < 2%, ranging to 3 cm. Fragments probably fine grained intrusive rock. Pyrite and weak Mo mineralization. Qtz-Mo veinlets to 3 mm. (Pyrite 1-2%, Mo very weak). • 12.0 – 2 mm pyrite seam with 5 mm altered zone on each side @ 35^0 to CA • 15.0 – 3 mm py veinlet with altered zone for 5 mm on each side @ 25^0 to CA • 43.5 – 1 cm qtz-Mo veinlet @ 45^0 to CA. Mo at margins of qtz veinlet. • 50.7 – 8 mm qtz-Mo veinlet @ 40^0 to CA • 54.0-57.0 – irregular angular fragments 30-40% of rock. Fragments angular and med grey. Mainly fg igneous (volc?) rock. Some QFP fragments • 58.5 – two qtz-Mo veinlets @ 25^0 and 30^0 to CA • 59.0-64.0 – weak Mo-qtz mineralization as opposed to very weak mineralization in upper parts of hole o 62.7 – 8 mm Mo-qtz veinlets @ 35^0 to CA • 64.0-65.0 – moderate Mo-qtz, some py in narrow vein stockwork • 65.0-74.0 – weak Mo mineralization, erratic sections with up to 10% med grey clasts • 74.0-108.8 – same QFP, weak to moderate qtz-Mo-py veinlets cut and offset by fine fractures carrying pyrite o 68.8 – 5 mm qtz-Mo veinlet @ 25^0 to CA o 69.9 – 5 mm qtz-Mo veinlet @ 40^0 to CA o 76.3 – 5 mm qtz-Mo veinlet with pyite seam at centre offset 1 cm by pyritic fractures o 78.5 – 8 mm qtz-Mo veinlet with py at centre o 86.5 – series of subparallel banded qtz-Mo veinlets @ 20^0 to CA. Pyrite seam at centre of largest vein

		1.3 cm thick o 91.7 – 6 mm qtz-Mo veinlet @ 30^0 to CA o 95.6 – 4 mm qtz-Mo vein @ 40^0 to CA o 99.3 – 4 mm qtz-Mo vein @ 20^0 to CA o 103.4 – 3 mm qtz-Mo vein @ 20^0 to CA o 106.5 – 3 mm py seam @ 45^0 to CA cuts 2 mm Mo seam
	108.8	End of Box 23. “Tank” rig pulled off

Metreage	Sample Number
10.4-13.0	B615701
13.0-15.0	B615702
‘,,,,,,,,,,,	‘,,,,,,,,
105-107	B615749
107-108.8	B615716

Blank Samples	Sample Number
	B615716
	B615738

Lucky Ship Project
Drill Hole Log
LS05-46

Grid Loc: 16+50E, 14+85N	UTM Easting: 599564	UTM Northing: 5987448
Depth: 233.8 metres	Azimuth: 145	Inclination: -48
Started: 2005/10/24	Finished: 2005/10/25	Hole logged 2005/10/28
Drillers: M. Lafreniere/T. Hooper	Drill: Longyear 38	Core Size: NQ
Drill Hole Survey: 229.8 metres - Azimuth 128 mag, 152 true, Inclination -41		

Logged by: D.G. MacIntyre

From	To	Description
0	6.0	Overburden
6.0	48.0	QFP, massive, light grey to off white, 5-10% 1-2 mm qtz, 5-10% 1-2 mm feldspar pseudomorphed by yellowish green clay or sericite, 1-2% <1mm biotite flakes altered to chlorite; weak qtz-MoS_2 veining as widely spaced veinlets and stringers; some late c.gr. qtz-py veins • 2 cm c.r. qtz-py vein, vuggy @40
48.0	54.0	QFP, same as above but significant increase in qtz-MoS_2 veining; moderate to strong Mo mineralization • 49.5-49.8 strong qtz-MoS_2 vein stockwork, some late silica flooding, few vugs, qtz-MoS_2 stringers • 52.0 – qtz- MoS_2 vein segmented and brecciated by late injection of quartz • 52.2-53.1 2-4 cm banded qtz-MoS_2 vein running subparallel to CA; late vuggy qtz in center of vein • 53.8-54.0 – broken core, some gouge, clay altered
54.0	68.2	QFP, cream coloured, massive, 5-10% 1-2 mm qtz eyes, 5-10% 1-2 mm feldspar pseudomorphed by yellowish green clay or sericite, 1-2% <1mm biotite flakes; few rounded, irregular silicified inclusions to 1 cm , MoS_2 mineralization as banded qtz-mo veins and stringers, MoS_2 on dry fractures • 59.8 – 5 mm banded qtz-MoS_2 vein @20° to CA • 61.0 - 5 mm banded qtz-MoS_2 vein @15° to CA • 61.8 - 5 mm banded qtz-MoS_2 vein @40° to CA • 67.2 – py stringer with 5 mm bleached alteration envelopes @70° to CA
68.2	68.3	Mafic dykelet @50° to CA, sharp contact, 1-2% y in dyke, some qtz stringers
68.3	129.0	QFP as previous, feldspars altered to clay and weathered out producing pitted surface on core, weak to moderate Mo mineralization as widely spaced banded qtz-MoS_2 veins and stringers, MoS_2 on dry fractures, some slickensiding and smearing of MoS_2 • 75.0 – 2 – 2 mm qtz- MoS_2 veinlets @45° to CA • 81.8 – dark rounded volcanic inclusions to 3 cm

		• 87.0-87.2 – broken core, some white clay on fractures • 88.0-88.2 - broken core, some white clay on fractures • 89.2 – 1 cm banded qtz-MoS_2 vein @50° to CA • 91.0-92.2 – some broken core • 97.3 – bifurcating banded qtz-MoS_2 vein @30° to CA • 103.0 - MoS_2 on dry fractures @10° to CA • 110.7-111.0 broken core, clay altered
129.0	182.8	QFP as previous but moderate to strong Mo mineralization as banded qtz-MoS_2 veins, mo stringer, MoS_2 on dry fractures and qtz-MoS_2 vein stockwork; most veins @45° to CA; minor py on qtz healed fractures • 129.8 – 10 cm banded and massive qtz-MoS_2 vein @70° to CA • 130.0-130.5 – strong qtz-MoS_2 veins and stringers @45° to CA • 133.9 – 1 cm banded qtz-MoS_2 vein @25° to CA; vein has chain of micro vugs along its axis • 135.0 brecciated QFP chlorite on fracture faces • 141.9-142.3 – broken core • 142.8 – 5 mm banded qtz-MoS_2 vein @20° to CA • 143.0-143.5 – broken core, MoS_2 smeared on shear surfaces, clay altered • 145.8 – c.gr. qtz-py vein @ 50° to CA • 146.1-147.0 – broken core, 5 cm bifurcated banded qtz-MoS_2 vein parallel to CA • 148.0 – 150.5 – broken core, clay altered, soft; qtz-MoS_2 vein stockwork; broken qtz-MoS_2 veins; MoS_2 on shear surfaces • 150.9 – 1 cm banded qtz-MoS_2 vein @40° to CA • 157.2 – 5 cm subrounded dark grey inclusion • 162.3 – 1 cm banded qtz-MoS_2 vein subparallel to CA • 162.8-163.2 – 10 cm banded qtz-MoS_2 vein subparallel to CA with later qtz flooding segmenting vein • 164.0-164.6 – 1 cm qtz vein subparallel to CA cut and offset by MoS_2 –qtz vein @ 70° to CA • 166.0 – 5mm banded qtz-MoS_2 vein @40° to CA cut and offset by qtz stringers @50° to CA • 168.0-168.4 – 10 cm banded qtz-MoS_2 vein @ 20° to CA • 172.2 – 8 cm banded qtz-MoS_2 vein @ 40° to CA • 174.5-175.0 – late qtz vein stockwork segmenting banded qtz-MoS_2 vein • 186.0 - late qtz vein stockwork segmenting banded qtz-MoS_2 vein
182.8	212.7	QFP-qtz vein stockwork; same as but QFP locally cut by qtz-vein stockwork to massive quartz; where most intense only 10% remnants of wallrock and pulled apart banded qtz-MoS_2 vein; veins pulled apart by injection of quartz; moderate Mo mineralization mainly as MoS_2 stringers and pulled apart banded veins • 180.6 – banded qtz-MoS_2 vein @ 60° to CA segmented by injection of late quartz • 181.2 – 5 mm lack clay seam @70° to CA; smeared MoS_2 on

		shear surfaces • 184.7 – intese qtz flooding • 191.8 - qtz-MoS_2 vein subparallel to CA completely pulled apart by late qtz flooding • 193.0 – intense qtz-vein stockwork • 196.0 - intense qtz-vein stockwork • 200.0-201.0 – broken core, some gouge, clay altered, fault zone • 201.0-205.5 - broken core, some gouge, clay altered, fault zone, 80-90% qtz; high silica zone of Amax; remnants of qtz-MoS_2 veins still visible • 209.0-209.5 – broken core • 210.0-212.7 – intense qtz vein stockwork, 70-80%
212.7	224.0	Tuff or mudstone, dark green, hornfels cut by qtz vein stockwork 40-80% of rock remnants of hornfels in silica flooded zone; faint banding and laminations in hornfels fragments • 212.7-213.0 – fault gouge clay altered soft chloritic
224.0	233.8	High silica rock, 50-100% qtz; scattered, isolated remnants of QFP and or granite porphyry; few widely spaced late MoS_2 stringers • 229.0 – broken core

Assay Results – DDH LS05-46

6	8	615401
8	10	615402
10	12	615403
12	14	615404
14	16	615405
16	18	615406
18	20	615407
20	22	615408
22	24	615409
24	26	615410
26	28	615411
28	30	615412
30	32	615413
32	34	615414
34	36	615415
36	38	615416
38	40	615417
40	42	615418
42	44	615419
44	46	615420
46	48	615421
blank		615422
48	50	615423
50	52	615424
52	54	615425
54	56	615426
56	58	615427
58	60	615428
60	62	615429
62	64	615430
64	66	615431

Lucky Ship Project
Drill Hole Log
LS05-47

Grid Loc:L18+00E, 14+67N	UTM Easting: 599701	UTM Northing: 5987507
Depth: 211.2 metres	Azimuth: 145	Inclination: -51.5^0
Started: 2005/10/26	Finished: 2005/11/03	Date logged: 2005/11/04
Driller: Emary: 0-75.3 Suissedrill: 75.3-211.2	Drills: Longyear 34, 38	Core Size: NQ
Drill Hole Survey: 123.0m: 122^0 (147^0 true) @ -49^0; 211.2: 130^0 (155^0 true) @ -42^0		

Logged by: R.H. McMillan

From	To	Description
0-	4.3	Casing
4.3	178.6	Quartz Feldspar Porphyry. White to pale grey massive rock with with euhedral quartz phenocrysts and white feldspars. 1 to 5% angular to subrounded fragments. Some fragments are QFP, others hornfelsed sedimentary or volcanic rock. Some fragments indistinct and welded. Pyrite < 1%, mainly in fractures, with some in the centre of Mo-qtz veins. Mo in dry fractures and in qtz-Mo veins at various orientations. Weakly mineralized from 4.3 to 65.0 gradually increasing in intensity to moderately Mo mineralized from 65.0 to 178.6. • 10.7 – 1.5 cm banded qtz-Mo vein @ 25^0 to CA • 11.3-11.7 – 1 cm qtz-Mo vein @ 10^0 to CA • 31.4 – 2 cm banded qtz-Mo vein @ 25^0 to CA • 45.6 – 1.5 cm qtz-Mo vein @ 25^0 to CA • 51.6-62.0 – broken blocky core with clay alteration, some Mo • 67.0-68.0 – 1-2 cm irregular banded qtz-Mo vein parallel to CA • 71.0 – 2 cm banded qtz-Mo vein subparallel and @ 15^0 to CA • 73.6 – 1 cm banded qtz-Mo vein @ 25^0 to CA • 75.0-76.0 – series of sheeted, banded qtz-Mo veins up to 1.5 cm @ 35^0 to CA • 87.4 – 2 cm banded qtz-Mo vein with pyrite seam at centre @ 35^0 to CA • 95.4-96.4 – clay altered broken core • 98.3-99.0 – ditto • 100.8-103.0 – ditto • 106.7 – irregular intersectiong qtz-Mo veins • 107.8 – 3 cm banded qtz-Mo vein @ 30^0 to CA cut by a similar vein @ 80^0 to CA • 109.8 – 1.3 cm banded qtz-Mo vein @ 45^0 to CA • 110.8 – 20 cm wide zone with 2 – 2 cm thick banded qtz-Mo veins @ 45^0 to CA with irregular ladder veins of qtz-Mo between and perpendicular to the main veins • 111.2 – 2 cm banded qtzMo vein subparallel and @ 15^0 to CA

		• 112.0 – 1 cm banded qtz-Mo vein @ 40^0 to CA
		• 113.0 – 2.5 cm qtz-Mo vein @ 30^0 to CA
		• 115.0-116.0 – 1 cm banded qtz-Mo vein subparallel and @ 20^0 to CA
		• 119.6 – 4 cm banded qtz-Mo vein @ 35^0 to CA
		• 120.6-120.8 – 20 cm wide zone of parallel qtz-Mo veins @ 60^0 to CA
		• 125.7 – 8 mm qtz-Mo veins @ 30^0 to CA
		• 129.6 - 1 cm banded qtz-Mo vein @ 35^0 to CA
		• 132.6-133.0 – 4- 1 to 2.5 cm wide parallel banded qtz-Mo veins @ 30^0 to CA
		• 134.8 – 1 cm banded qtz-Mo vein @ 25^0 to CA
		• 143.0-178.6 – number of dry Mo fractures increases
		  o 143.0 – 1.2 cm irregular banded qtz-Mo vein @ 25^0 to CA
		  o 144.7 – 0.5 to 1.5 cm irregular qtz-Mo vein subparalel to CA
		  o 145.7 – 1 cm banded qtz-Mo vein @ 40^0 to CA
		  o 146.2 – 7 mm banded qtz-Mo vein @ 30^0 to CA
		  o 173.5 – 8 mm Mo-qtz vein @ 45^0 to CA
		  o 175.5 – 1.6 cm qtz vein with Mo at centre @ 35^0 to CA

178.6	184.4	Crowded Porphyry (Granite Porphyry of Amax ?) Medium grained porphyritic rock similar to QFP but feldspars more prominent and quartz phenocrysts less so. Patchy irregular partially to completely chloritized biotite phenocrysts to 10%. Weakly Mo mineralized. Moderate silicification. • 181.7 – 1 cm clay-Mo fracture @ 45^0 to CA • 183.1-183.5 – broken clay altered zone with 3 cm vuggy quartz cavity at 183.4
184.4	201.5	Quartz Feldspar Porphyry Breccia. Heterogeneous fragments to 3 cm. Moderately silicified. Weak Mo mineralization, occasionally moderate. • 188.8-189.0 – banded quartz veins with Mo at centre @ 45^0 to CA • 199.7 – 3 cm quartz vein (silicified zone ?) @ 45^0 to CA
201.5	211.2	Hornfels, High Silica Zone. Pale green to dark green, strongly silicified, very weakly Mo mineralized

211.2 Hole successfully completed. Casing left in hole.

Metreage	Sample Number
4.3-6.0	B616714
6.0-8.0	B616715
‘,,,,,,,,,,	‘,,,,,,,,
34.0-36.0	B616729
36.0-38.0	B616730
‘’’’’’’’	‘’’’’’’’’
68.0-70.0	B616747
70.0-72.0	B616749
‘’’’’’’’’	‘’’’’’’’’’

90.0-92.0	B616759
92.0-94.0	B616761
‘’’’’’’’’	‘’’’’’’’
144.0-146.0	B616787
146.0-148.0	B616789
‘’’’’’’’’	‘’’’’’’’
208.0-211.2	B616820

Blank Samples	Sample Number
	B616730
	B616748
	B616760
	B616788
	B616821

Lucky Ship Project
Drill Hole Log
LS05-48

Grid Loc:L17+50E, 15+15N	UTM Easting: 599601	UTM Northing: 5987537
Depth: 227.7 metres	Azimuth: 145	Inclination: -48
Started: 2005/10/26	Finished: 2005/10/30	Date logged: 2005/10/29, 30
Driller: Suissedrill: Trevor Hooper, Tyrell Terbuck	Drill: Longyear 38	Core Size: NQ
Drill Hole Survey: 130.2m: 123.5^0 (148.5^0 true) @ -42^0; 227.7: 129.5^0 (154.5^0 true) @ -39.5^0		

Logged by: R.H. McMillan

From	To	Description
0-	6.1	Casing
3.5	105.3	Quartz Feldspar Porphyry. Pale grey massive rock with medium grey angular fragments throughout. 5-10% 1-2 mm quartz eyes, 5-10 % 1-2 mm feldspars, Fragments < 2%, ranging to 3 cm. Rock weak to moderate Mo mineralized with trace py. Mo generally confined to dry fractures at various orientations. • 7.5-9.5 – dry Mo fractures parallel to CA. • 15.7 – 1.5 cm banded qtz-Mo vein @ 10^0 to CA, very minor py • 16.0 – 8 mm vuggy qtz-Mo vein, minor py • 17.4 – 7 mm irregular qtz-Mo-sericite vein@15^0 to CA • 22.2-22.8 – broken core • 23.6-24.0 – dry Mo vein parallel to CA • 26.6-27.0 – broken core, clay alteration • 43.3-45.8 – broken core, clay alteration, some Mo in late fractures • 46.0 – Mo stringer cut by 4 mm qtz-py vein • 46.0-48.0 – Mo stringers (dry fractures) • 52.5-54.3 – high grade zone banded qtz-Mo veins and some py @ 25^0 to CA. Several intersectiong directions @ 20-40^0 to CA • 52.5-53.1 – broken core • 54.3-57.0 – Mo stringers diminishing down hole • 57.0-59.5 – massive barren QFP • 67.1 – 5 mm banded qtz-Mo vein @ 25^0 to CA • 74.3-74.5 – clay altered zone with Mo • 93.7 – 2 cm banded qtz-Mo vein @ 10^0 to CA
105.3	107.2	Basalt dyke, fg brown to dark grey rock, unmineralized
107.2	108.2	QFP as above
108.2	110.2	Basalt dyke as above • 109.8-110.5 – broken core
110.2	192.4	QFP as above, dry Mo fractures more abundant, qtz-Mo veins more common, moderately mineralized

		• 119.7 – 8 mm qtz-Mo vein @ 40^0 to CA • 121.4 – 2 intersection banded qtz-Mo veins intersection, one @ 35^0 to CA, the other subparallel to CA • 122.2 – 1 cm banded qtz-Mo vein @ 40^0 to CA • 123.5 as above • 129.0 – 1.5 cm banded qtz-Mo vein @ 45^0 to CA • 134.0 – 1.5 cm banded qtz-Mo vein @ 35^0 to CA • 136.0 – 5 mm qtz-Mo vein subparallel to CA • 139.7 – 10 cm banded qtz-Mo vein @ 40-60^0 to CA • 141.4 – 1.5 cm banded qtz-Mo vein @ 40^0 to CA • 148.9 – 2.0 cm banded qtz-Mo vein with pyrite seam at centre @ 40^0 to CA • 154.0 – 3 1/2 cm qtz-Mo veins @ 35^0 to CA, weak stockwork development • 154.8 – 2 cm irregular qtz-Mo vein @ approximately 30^0 to CA • 156.0 – 3 parallel qtz-Mo veins (0.8, 1,5 ane 2 cm) @ 25^0 to CA • 157.4 – 1 cm banded qtz-Mo vein parallel to CA • 162.2-162.5 – clay altered zone with some Mo • 164.0-164.5 – clay altered zone with some Mo on fractures • 165.5 – irregular fractured qtz-Mo vein 0.5-1.o cm thick • 169.2 – 6 cm thick banded qtz-Mo vein @ 40^0 to CA • 172.0-172.4 – clay altered zone with some late Mo • 172.8-175.4 – 3 subparallel banded qtz-Mo veins @ 20^0 to CA • 177.9 – 1.6 cm qtz-Mo vein @ 40^0 to CA • 183.1 – 8 mm banded qtz-Mo vein @ 25^0 to CA • 185.3 – ditto • 186.2-186.9 – clay altered zone with some Mo • 187.3-187.6 – 4 cm banded qtz-Mo vein @ 80^0 to CA • 187.7 – 8 cm irregular qtz-Mo vein • 189.2 – 1 cm banded qtz-Mo vein @ 55^0 to CA
192.4	203.0	Silicified QFP. Highly siliceous rock. Earlier qtz-Mo veins disrupted and brecciated and engulfed by barren qtz vein stockwork and silicified QFP
203.0	211.0	Breccia. Highly silicified QFP with angular breccia fragments of hornfels and QFP. Very weak to no Mo mineralization
211.0	217.0	Hornfels. Dark green semi-massive rock with a hint of layering. Moderately to strongly silicified. Very weak Mo mineralization. • 212.6 - 3 mm Mo-qtz vein @ 20^0 to CA • 213.8 – ditto
217.0	227.7	Biotite Granite Porphyry. Pale green to white pervasively silicified rock with irregular patchy fresh biotite and altered feldspars altered to sericite (?), generally barren of Mo

227.7 Hole successfully completed. Casing left in hole.

Metreage	Sample Number
6.1-8.0	B615520
8.0-10.0	B615521

‘’’’’’’’’’’	‘’’’’’’’’
68.0-70.0	B615551
70.0-72.0	B615553
‘’’’’’’’	‘’’’’’’’’
104.0-106.0	B615570
106.0-108.0	B615572
‘’’’’’’’’	‘’’’’’’’’’
156.0-158.0	B615597
158.8-160.0	B615599
‘’’’’’’’’	‘’’’’’’’
226.0-227.7	B615633

Blank Samples	Sample Number
	B615552
	B615571
	B615598
	B615634

Lucky Ship Project
Drill Hole Log
LS05-48

Grid Loc:L17+50E, 15+15N	UTM Easting: 599601	UTM Northing: 5987537
Depth: 227.7 metres	Azimuth: 145	Inclination: -48
Started: 2005/10/26	Finished: 2005/10/30	Date logged: 2005/10/29, 30
Driller: Suissedrill: Trevor Hooper, Tyrell Terbuck	Drill: Longyear 38	Core Size: NQ
Drill Hole Survey: 130.2m: 123.5^0 (148.5^0 true) @ -42^0; 227.7: 129.5^0 (154.5^0 true) @ -39.5^0		

Logged by: R.H. McMillan

From	To	Description
0-	6.1	Casing
3.5	87.0	Quartz Feldspar Porphyry. Pale grey massive rock with medium grey angular fragments throughout. 5-10% 1-2 mm quartz eyes, 5-10 % 1-2 mm feldspars, Fragments < 2%, ranging 3 cm. Rock weak to moderate Mo mineralized with trace py. Mo generally confined to dry fractures at various orientations. • 7.5-9.5 – dry Mo fractures parallel to CA. • 15.7 – 1.5 cm banded qtz-Mo vein @ 10^0 to CA, very minor py • 16.0 – 8 mm vuggy qtz-Mo vein, minor py • 17.4 – 7 mm irregular qtz-Mo-sericite vein@15^0 to CA • 22.2-22.8 – broken core • 23.6-24.0 – dry Mo vein parallel to CA • 26.6-27.0 – broken core, clay alteration • 43.3-45.8 – broken core, clay alteration, some Mo in late fractures • 46.0 – Mo stringer cut by 4 mm qtz-py vein • 46.0-48.0 – Mo stringers (dry fractures) • 52.5-54.3 – high grade zone banded qtz-Mo veins and some py @ 25^0 to CA. Several intersectiong directions @ 20-40^0 to CA • 52.5-53.1 – broken core • 54.3-57.0 – Mo stringers diminishing down hole • 57.0-59.5 – massive barren QFP • 67.1 – 5 mm banded qtz-Mo vein @ 25^0 to CA • 74.3-74.5 – clay altered zone with Mo • 93.7 – 2 cm banded qtz-Mo vein @ 10^0 to CA
105.3	107.2	Basalt dyke, fg brown to dark grey rock, unmineralized
107.2	108.2	QFP as above
108.2	110.2	Basalt dyke as above • 109.8-110.5 – broken core
110.2	192.4	QFP as above, dry Mo fractures more abundant, qtz-Mo veins more common, moderately mineralized

		• 119.7 – 8 mm qtz-Mo vein @ 40^0 to CA • 121.4 – 2 intersection banded qtz-Mo veins intersection, one @ 35^0 to CA, the other subparallel to CA • 122.2 – 1 cm banded qtz-Mo vein @ 40^0 to CA • 123.5 as above • 129.0 – 1.5 cm banded qtz-Mo vein @ 45^0 to CA • 134.0 – 1.5 cm banded qtz-Mo vein @ 35^0 to CA • 136.0 – 5 mm qtz-Mo vein subparallel to CA • 139.7 – 10 cm banded qtz-Mo vein @ 40-60^0 to CA • 141.4 – 1.5 cm banded qtz-Mo vein @ 40^0 to CA • 148.9 – 2.0 cm banded qtz-Mo vein with pyrite seam at centre @ 40^0 to CA • 154.0 – 3 1/2 cm qtz-Mo veins @ 35^0 to CA, weak stockwork development • 154.8 – 2 cm irregular qtz-Mo vein @ approximately 30^0 to CA • 156.0 – 3 parallel qtz-Mo veins (0.8, 1,5 ane 2 cm) @ 25^0 to CA • 157.4 – 1 cm banded qtz-Mo vein parallel to CA • 162.2-162.5 – clay altered zone with some Mo • 164.0-164.5 – clay altered zone with some Mo on fractures • 165.5 – irregular fractured qtz-Mo vein 0.5-1.o cm thick • 169.2 – 6 cm thick banded qtz-Mo vein @ 40^0 to CA • 172.0-172.4 – clay altered zone with some late Mo • 172.8-175.4 – 3 subparallel banded qtz-Mo veins @ 20^0 to CA • 177.9 – 1.6 cm qtz-Mo vein @ 40^0 to CA • 183.1 – 8 mm banded qtz-Mo vein @ 25^0 to CA • 185.3 – ditto • 186.2-186.9 – clay altered zone with some Mo • 187.3-187.6 – 4 cm banded qtz-Mo vein @ 80^0 to CA • 187.7 – 8 cm irregular qtz-Mo vein • 189.2 – 1 cm banded qtz-Mo vein @ 55^0 to CA
192.4	203.0	Silicified QFP. Highly siliceous rock. Earlier qtz-Mo veins disrupted and brecciated and engulfed by barren qtz vein stockwork and silicified QFP
203.0	211.0	Breccia. Highly silicified QFP with angular breccia fragments of hornfels and QFP. Very weak to no Mo mineralization
211.0	217.0	Hornfels. Dark green semi-massive rock with a hint of layering. Moderately to strongly silicified. Very weak Mo mineralization. • 212.6 - 3 mm Mo-qtz vein @ 20^0 to CA • 213.8 – ditto
217.0	227.7	Biotite Granite Porphyry. Pale green to white pervasively silicified rock with irregular patchy fresh biotite and altered feldspars altered to sericite (?), generally barren of Mo

227.7 Hole successfully completed. Casing left in hole.

Metreage	Sample Number
6.1-8.0	B615520
8.0-10.0	B615521

‘’’’’’’’’’’	‘’’’’’’’’
68.0-70.0	B615551
70.0-72.0	B615553
‘’’’’’’’	‘’’’’’’’’
104.0-106.0	B615570
106.0-108.0	B615572
‘’’’’’’’’	‘’’’’’’’’’
156.0-158.0	B615597
158.8-160.0	B615599
‘’’’’’’’’	‘’’’’’’’
226.0-227.7	B615633

Blank Samples	Sample Number
	B615552
	B615571
	B615598
	B615634

Lucky Ship Project
Drill Hole Log
LS05-49

Grid Loc:L15+00E, 13+10N	UTM Easting: 599548	UTM Northing: 5987217
Depth: 160.6 metres	Azimuth: 142	Inclination: -50.5
Started: 2005/11/04	Finished: 2005/11/09	Date logged: 2005/11/10
Driller: Suissedrill: Trevor Hooper, Tyrell Terbuck	Drill: Longyear 38	Core Size: NQ
Drill Hole Survey: 91.5m: 117.5^0 (142.5^0 true) @ -48.5^0; 160.6: 127.5^0 (152.5^0 true) @ -47.5^0		

Logged by: R.H. McMillan

From	To	Description
0-	6.7	Casing

3.5	160.60	Quartz Feldspar Porphyry. White to pale grey massive rock with medium grey angular fragments throughout. 5-10% 1-2 mm euhedral quartz eyes, 5-10 % 1-2 mm subhedral feldspars. Fragments ranging 3 cm throughout; < 2% near top, increasing to 40% at 85 m depth. Irregular sections of rock mineralized by dry fractures and qtz-Mo veins at various orientations. Top section generally unmineralized but silicified.
		• 6.7-28.0 – silicified unmineralized QFP, thin quartz veinlets (< 5 mm)
		• 28.0-45.5 – weakly mineralized with dry Mo veinlets and qtz-Mo veining
		  o 28.2 – 8 mm qtz-Mo vein @ 40^0 to CA
		  o 30.7 – 2-1 cm banded qtz-Mo veins @ 35^0 to CA
		  o 31.5 – 2 cm banded qtz-Mo veins @ 30^0 to CA
		  o 34.3 – 2 cm banded qtz-Mo vein @ 25^0 to CA
		• 45.5-51.0 – Silicified poorly mineralized section
		• 51.0-68.0 – weakly to moderately mineralized as 28.0-45.5
		  o 51.7 – 1 cm qtz-Mo vein @ 70^0 to CA
		  o 54.3 – 7 mm qtz-Mo vein @ 30^0 to CA
		  o 56.6 – 3 irregular qtz-Mo veins @ 70^0 to CA over 10 cm
		  o 61.1-61.4 – clay altered zone, Mo on late fractures
		  o 62.0-62.4 – zone of stockwork qtz-Mo mineralization
		  o 62.8 – Mo on dry fractures @ 40^0 to CA
		• 68.0-85.0 – weakly mineralized, some silicification
		  o 76.0 – 6 mm qtz-Mo vein @ 65^0 to CA
		  o 78.9 – dry Mo fracture @ 45^0 to CA
		  o 79.6 – 2 cm banded qtz-Mo vein @ 35^0 to CA
		  o 80.3-81.0 – broken core
		• 85.0-89.0 - QFP with 30-50% angular to subrounded fragments to 4 cm. Silicified, weak to zero mineralization

		• 89.0-93.5 – QFP with 30-50% fragments as above. Moderately Mo mineralized. o 91.1 – 2 cm banded qtz-Mo vein @ 25^0 to CA • 93.5-102.0 – QFP, fragments as above, weakly mineralized • 102.0-150.0 – QFP as above. Fragments 2-5%, weakly Mo mineralized with patces of higer vein intensity o 102.4-102.7 – 1 cm banded qtz-Mo vein parallel to CA o 103.5-104.0 – ditto o 110.0-110.3 – broken core with dry Mo fracture o 116.7-116.9 – broken core o 117.0-117.5 broken core o 120.1-120.2 – irregular banded qtz-Mo veins @ 35^0 to CA o 124.4-125.3 – several parallel banded qtz-Mo veins @ 40^0 to CA o 125.9-126.1 – clay altered zone with Mo o 126.1-147.0 massive QFP with dry Mo fractures, weakly Mo mineralized • 150.0-160.6 – QFP with patchy brown breccia fragments to 40% of rock. Weakly Mo mineralized at top, diminishing to unmineralized at depth.

160.6 Hole successfully completed. Casing left in hole.

Metreage	Sample Number
6.7-9.0	B616822
9.0-11.0	B616823
‘’’’’’’’’’’	‘’’’’’’’’
45.0-47.0	B616841
47.0-49.0	B616843
‘’’’’’’’	‘’’’’’’’’’
79.0-81.0	B616859
81.0-83.0	B616861
‘’’’’’’’’	‘’’’’’’’’’’
135.0-137.0	B616888
137.8-139.0	B616890
‘’’’’’’’’	‘’’’’’’’’
171.0-172.8	B616907

Blank Samples	Sample Number
	B616821
	B616842
	B616860
	B616889

Lucky Ship Project
Drill Hole Log
LS06-30A

Grid Loc:L16+00E, 14+00N	UTM Easting: 599586	UTM Northing: 5987329
Depth: 172.8 to 395.3 metres	Started: 2006/02/04	Finished: 2006/02/08
Drill:Longyear 38, Core Size: NQ	Azimuth: 145, Dip: -45	
Driller: Britton Bros., Lloyd Giglburger, Steve Fournier, Bryan Murray, Tim Sheehan, Dan Deeleeum		
Surveys: 242.9, -40^0, 159^0; 300.0, -38^0, 162^0; 342, -37.5^0, 161^0; 395, -38.5^0, 162.5^0;		
Core stored at Jim Hutter's Quick		

Logged by: R. H. McMillan

0	172.8	Diamond Drill Hole LS-05-30
172.8	186.0	Quartz Feldspar Porphyry. Tan to light grey. Locally strongly brecciated. Strongly altered: Silicification with barren quartz veinletscutting qtz-Mo veinlets. Locally feldspars altered to brownish biotite (7 mm average size. Moderately Mo mineralized with random qtz-Mo veinlets to 1 cm. Rare dissem. py. • 174.3 – 2 cm Mo-clay zone. • 175.2-177.2 – broken core, weak clay alteration. • 178.4 – 7 mm qtz-Mo veinlet @ 35^0 to CA cut by barren silica veinlet. • 178.6 – 1 cm. qtz-Mo veinlet @ 30^0 to CA. • 180.7 – 3 cm. qtz-Mo vein @ 60^0 to CA. • 181.4 – several Mo-qtz veinlets broken and disrupted. • 182.7 – 20 cm secton with pegmatoid texture. • 184.3-185.0 – broken core. • 185.2 – 1 cm. qtz-Mo veinlet • 185.2-185.4 – early silica veinlets cut by qtz-Mo veinlets in turn cut by qtz-Mo veinlets in turn cut by late silica veinlets subparallel to CA. Late pyrite on dry fractures.
186.0	195.5	QFP Breccia. Massive (sedimentary or volcanic ?) fragments increase down the hole. Angular greenish-brown fragments to 3 cm. • 191.5 - 1 cm undulating qtz-Mo veinlet subparallel to CA. • 192.5-193.0 – 1 cm qtz-Mo veinlet subparallel to CA. • 193.2 – 10 cm. clay-altered zone. • 194.5 – 1 cm. banded qtz-Mo veinlet @ 60^0 to CA.
195.5	197.2	Altered zone. Brown to light grey clay-altered mylonitic zone, some disrupted qtz-Mo veinlets.
197.2	200.4	Brown massive fine grained tuff (argillite ?), some brecciation. Weak Mo.
200.4	218.7	Cream-coloured QFP. Generally massive, cut by a myriad stockwork of barren qtz and qtz-Mo veinlets all <3 mm. Moderate to strong Mo mineralization. Veinlets generally disrupted.

		• 211.4 – dry Mo veinlet (2 mm.) @ 60^0 to CA
		• 212.4 – 1 cm. banded qtz-Mo veinlet @ 50^0 to CA
		• 212.7 – 1 cm. qtz vein with Mo selvages at margins @ 45^0 to CA
		• .213.7-218.7 – moderate to high grade section, Mo in dry fractures and disrupted quartz veins.
		  o 214.0 – 1cm banded qtz-Mo vein @ 35^0 to CA cuts earlier dry Mo fractures.
		  o 214.3 – 3 cm banded qtz-Mo vein @ 35^0 to CA.
		  o 216.4 – 5 cm qtz-Mo vein @ 30^0 to CA.
		  o 217.2 – 10 cm qtz-Mo vein @ 60^0 to CA.

218.7	254.0	Felsic Tuff. Light pinkish-grey to dark grey in colour. Massive to poorly banded @30^0 to 50^0 to CA. Highly altered. Silicification and moderate Mo mineralization throughout.
		• 221.3 – disrupted 8 mm. qtz-Mo veinlet @ 30^0 to CA
		• 205.0 – 205.3 – 25 cm. banded qtz-Mo vein @ 45^0 to CA. vein disrupted by late quartz veinling
		• 227.7 – 1 cm. banded qtz-Mo vein subparallel to CA
		• 230.2-230.8 - QF P dyke, well mineralized with Mo
		• 233.2 – 1 cm. qtz-Mo vein @30^0 to CA cut by 1 cm white carbonate vein parallel to CA
		• 234.3 – 1.5 cm qtz-Mo vein @ 45^0 to CA
		• 234.6-235.0 – irregular qtz-Mo veining to 1 cm subparallel to CA
		• 237.2 – 2 cm banded qtz-Mo vein @ 35^0 to CA
		• 237.4 – 2 cm qtz-Mo vein @ 45^0 to CA
		• 239.1 – 3 cm banded qtz-Mo vein @ 60^0 to CA
		• 239.5 – 1.5 cm disrupted qtz-Mo vein @ 30^0 to CA
		• 240.7 – 2-8 mm qtz-Mo veinlets @ 60^0 to CA, 3 cm apart
		• 242.1 – 6 mm qtz-Mo vein @ 25^0 to CA
		• 243.1 – 1 cm qtz-Mo vein @ 35^0 to CA
		• 243.8 – 1.5 cm qtz-Mo vein @ 30^0 to CA
		• 244.0-254.0 – Lower grade mineralization
		  o 244.4 – 1 cm. qtz-Mo vein @45^0 to CA
		  o 246.3 – 1 cm. qtz-Mo vein @ 45^0 to CA

254.0	267.0	QFP Breccia. Lt. grey to cream coloured with fragments to 3 cm. Fragments are brown altered tuff and QFP fragments. Well mineralized with Mo in quartz veins and some dry fractures. • 254.7 – 4 cm banded qtz-Mo vein @ 35^0 to CA • 255.6 – 1.5 cm banded qtz-Mo vein @ 40^0 to CA • 255.7 – 1.0 cm irregular qtz-Mo vein @ 70^0 to CA • 259.7 – 1.0 cm qtz-Mo vein @ 45^0 to CA • 259. 3 – 1.0 cm qtz-Mo vein @ 73^0 to CA • 260.0-260.2 - clay gouge zone • 260.2-260.7 – 3.0 cm banded qtz-Mo vein parallel to CA • 261.4 – 1.5 cm qtz-Mo vein @ 45^0 to CA

		• 262.5 – 3.0 cm qtz-Mo vein @ 20^0 to CA • 263.2 – 8mm banded qtz-Mo vein @ 50^0 to CA • 263.8 – 1.2 cm banded qtz-Mo vein @ 35^0 to CA • 264.4-265.1 – 2.5 cm banded qtz-Mo vein subparallel to CA • 265.2 – 3 mm dry Mo vein with minor quartz @ 65^0 to CA • 265.6-268.0 – clay altered zone, good Mo mineralization
267.0	284.0	Felsic Tuff as above. Massive to well banded @ 60^0 to CA. Weak to moderately mineralized. • 267.6 – 1 cm qtz-Mo vein @ 40^0 to CA • 271.3 – 1.0 cm qtz-Mo vein @ 25^0 to CA • 272.4 – 1.0 cm qtz-Mo vein @ 45^0 to CA • 273.0 – 1.0 cm qtz-Mo vein @ 60^0 to CA • 273.6 – 1.3 cm qtz-Mo vein @ 70^0 to CA • 273.8-274.0 – irregular qtz-Mo veins up to 3 cm • 275.6 – 1.5 cm banded qtz-Mo vein @ 30^0 to CA • 276.6 – 1.0 cm qtz-Mo vein @ 65^0 to CA • 277.0 – irregular crosscutting qtz-Mo veins to 2.5 cm • 278.8 – 2.5 cm banded qtz-Mo vein @ 35^0 to CA • 279.9-280.1 – 3 cm qtz-Mo vein broken and disrupted • 281.2-281.8 – moderate clay alteration • 282.2 – 1.0 cm qtz-Mo vein @ 25^0 to CA • 283.0 – 1.0 cm irregular qtz-Mo vein subparallel to CA
284.0	293.3	Crowded Porphyry (QFP with high content of phenocrysts). Pale grey, massive and highly altered. Moderately to strongly Mo mineralized. < 1% py. • 285.6 – irregular Mo-qtz vein • 287.5 – 6 mm Mo-qtz vein @ 25^0 to CA • 289.5 – 10 cm banded qtz-Mo vein @ 65^0 to CA, py seam at centre • 290.4 – 8 mm qtz-Mo vein @ 70^0 to CA • 291.3 - 8 mm qtz-Mo vein @ 40^0 to CA
293.3	3092	Highly altered siliceous felsic tuff. Light grey in colour. Locally highly clay altered. Weak to moderate Mo mineralization. Negligible py • 293.3 – 1 cm banded qtz-Mo vein @ 75^0 to CA • 293.7 – do • 296.2 – 8 mm banded qtz-Mo vein @ 60^0 to CA • 296.7 – 1.5 cm banded qtz-Mo vein • 297.1 – 8 mm irregular qtz-Mo vein @ 30^0 to CA • 297.2 – 10 cm clay altered zone • 298.0 – 2.5 cm banded qtz-Mo vein @ 65^0 to CA • 298.9 – 1.5 cm qtz-Mo vein @ 60^0 to CA • 303.2-306.5 – clay altered zone, weak Mo mineralization • 306.6 – 2-1 cm qtz-Mo veins @ 70^0 to CA, 4 cm apart • 307.2 – 1.2 cm qtz-Mo vein @ 60^0 to CA

309.2	395.3	Breccia. QFP matrix., Dark colour at top, grading to cream colour down the hole. Breccia fragments angular to subrounded (milled ?), QFP (light coloured) and altered metasedimentary or metavolcanic material (dark coloured) . Rock variably Mo mineralized throughout. Erratic pyrite but generally << 1%. • 309.5 8 mm qtz-Mo vein @ 80^0 to CA • do • 311.1 – 3 cm banded qtz-Mo vein @ 80^0 to CA • 311.5 – 1.8 cm banded qtz-Mo vein @ 50^0 to CA • 312.3 – 1.2 cm qtz-Mo vein @ 85^0 to CA • 313.-315.7 – pervasively clay-altered section, some banded Mo-qtz veins well preserved as breccia fragments. No evidence of shearing. • 316.9 – 2.5 cm qtz-Mo vein @ 65^0 to CA • 318.8-321.1 – high grade section with thick banded qtz-Mo veins @ 75^0 to CA o 319.2-319.5 – disrupted banded qtz-Mo vein • 321.0 – dry Mo fractures and 8mm banded qtz-Mo vein @ 65^0 to CA • 321.0-325.8 – low-grade section • 325.8 – banded qtz-Mo vein @ 40^0 to CA • 327.3 – dry Mo fracturing and 1 cm qtz-Mo vein @ 65^0 to CA • 329.2 – 7 mm Mo-qtz vein @ 80^0 to CA • 331.1 – 6 mm qtz-Mo vein @ 65^0 to CA • 331.6 – 2 cm banded qtz-Mo vein @ 75^0 to CA • 332.6 – 3 cm banded qtz-Mo vein @ 75^0 to CA • 333.0 – 1 cm disrupted qtz-Mo vein parallel to CA • 333.8 – 3 cm qtz-Mo vein @ 40^0 to CA. Minor pyrite in vein and in dry fractures in adjacent rock • 335.0 – disrupted qtz-Mo vein @ 20^0 to CA • 335.3 – disrupted qtz-Mo vein @ 20^0 to CA • 337.8 – 3 cm Mo-qtz vein @75^0 to CA • 338.5 – 20 cm qtz vein @ 70^0 to CA. Dry Mo fractures near margin, minor py • 338.6 – 1 cm qtz-Mo vein @ 65^0 to CA • 338.8 – dry Mo-py seams @ 35^0 to CA • 338.9 – 1 cm Mo-py-qtz vein @ 70^0 to CA • 342.1 – 8 mm qtz-Mo-py vein @ 30^0 to CA • 344.2 – 1 cm qtz-Mo vein @ 75^0 to CA • 3450-348.5 – cream coloured section with fewer fragments. Low-grade with minor qtz, Mo and py • 348.5 – 1 cm qtz-Mo vein @ 35^0 to CA • 350.1 – 8 mmbanded qtz-Mo vein @ 70^0 to CA cut by pyrite seams @ 35^0 to CA

		• 353.1 – 3 cm banded qtz-Mo vein @ 80^0 to CA
		• 354.8 – 3 cm qtz-Mo vein @ 45^0 to CA
		• 357.3 – 1 cm qtz-Mo vein @ 40^0 to CA
		• 360.4 – 1.2 cm qtz-Mo vein @ 30^0 to CA
		• 360.6 – 1.2 cm qtz-Mo vein @ 30^0 to CA
		• 361.7 – 4 cm qtz-Mo vein @ 60^0 to CA
		• 363.7 – 2 cm qtz-Mo vein @ 60^0 to CA with py seam at centre
		• 369.2 – 5 cm banded qtz-Mo vein @ 80^0 to CA
		• 369.0-383.1 – strong silicification, Dry Mo veinlets cut earlier barren quartz veinlets. Minor py
		• 372.3 – 3 cm banded qtz-Mo vein disrupted but subparallel to CA
		• 375.0 – 8 mm qtz-Mo vein @ 70^0 to CA
		• 376.3 – dry coarse Mo and py on fractures @ 20^0 to CA
		• 383.1-387.1 – Mafic section of QFP breccia. Up to 5% py, minor cp
		  o 383.1 – 8 mm Mo-qtz-py seam @ 35^0 to CA
		  o 384.5 – 1.5 cm qtz vein @ 40^0 to CA. Minor Mo
		• 387.1-395.3 – Weak to moderately mineralized QFP breccia
		  o 388.4 – 1 cm banded qtz-Mo vein @ 45^0 to CA
		• 394.8 – 1 cm banded qtz-Mo vein @ 45^0 to CA

		395.3 – Hole stopped in weakly mineralized rock

Metreage	Sample Number
172.8-175	B616951
215-217	B616972
blank	B616973
217-219	B616974
241-243	B616986
blank	B616987
243-245	B616988
275-277	B617004
blank	B617005
277-279	B617006
319-321	B617027
blank	B617028
321-323	B617029
355-357	B617046
blank	B617047
357-359	B617048
393-395.3	B617066

Lucky Ship Project
Drill Hole Log
LS06-45A

Grid Loc:L18+75E, 14+65N	UTM Easting: 599747	UTM Northing: 5987546
Depth: 380.1 metres	Azimuth: 152	Inclination: -47
Drill: Longyear 38, Core Size: NQ	Started: 2006/02/09	Finished: 2006/02/12
Driller: Britton Bros., Lloyd Giglburger, Steve Fournier, Bryan Murray, Tim Sheehan, Dan Deeleeum		
Drill Hole Surveys: 163, -44^0, 161^0; 291, -45.5^0, 161.5^0; 377, -47^0, 170.5^0		
Core stored at Jim Hutter's, Quick		

Logged by: R.H. McMillan

From	To	Description
104.8	217.9	Quartz Feldspar Porphyry. Pale grey to cream massive rock. Angular to rounded fragments to 7 cm, generally < 5% of rock. Fragments uniform med grey porhyritic rock. Euhedral quartz dipyramids. • 104.8-126.0 – Weak Mo on dry fractures and in qtz veinlets. Disseminated and fracture-controlled pyrite< 2% o 106.4 – 8 mm irregular qtz -Mo-py vein subparallel to CA o 110.4 – 1.2 cm qtz-Mo vein @25^0 to CA o 111.3 – 1.2 cm qtz-Mo vein @25^0 to CA • 126.0-217.9 – Moderate to strong Mo mineralization. Py content decreases to < 1%. Mo on dry fractures and in qtz veins o 131.4 – 2 cm banded qtz-Mo vein @ 35^0 to CA o 133.2 – 2 cm banded qtz-Mo vein @ 35^0 to CA o 139.4 – 1 cm banded qtz-Mo vein @ 25^0 to CA o 144.3 – 1 cm undulating banded qtz-Mo vein subparallel to CA o 145.2 – 1 cm banded qtz-Mo vein @ 25^0 to CA o 151.0 – 5mm qtz-Mo vein @ 25^0 to CA o 151.7 – 5mm qtz-Mo vein parallel to CA o 159.0 – 2 cm banded qtz-Mo vein @ 30^0 to CA o 159.1 – 2 cm banded qtz-Mo vein @ 30^0 to CA o 159.2 – 6 cm banded qtz-Mo vein @ 30^0 to CA o 161.8 – 2.5 cm banded qtz-Mo vein folded subparallel to CA o 168.7 – 1.3 cm banded qtz-Mo vein @ 30^0 to CA o 172.0 – 2 cm qtz-Mo vein @ 30^0 to CA o 172.8 – 3 cm Mo-qtz vein parallel to CA o 175.8 – 1 cm qtz-Mo vein @ 35^0 to CA o 176.3 – 5 mm qtz-Mo vein @ 30^0 to CA o 178.6 – 7 mm qtz-Mo vein @ 35^0 to CA o 184.3 – 5 mm qtz-Mo vein @ 40^0 to CA

		o 187.3 – 1.2 cm banded qtz-Mo vein @ 80^0 to CA o 187.5 – 8 mm banded qtz-Mo vein @ 80^0 to CA o 187.8 – 1.8 mm banded qtz-Mo vein @ 85^0 to CA o 190.9 – 4 intersecting qtz-Mo veins @ 30^0 to 40^0 to CA o 193.1 – 1 cm banded qtz-Mo vein @ 45^0 to CA o 198.4 – 1.5 cm banded qtz-Mo vein @ 40^0 to CA o 207.4 – 5 mm irregular qtz-Mo vein subparallel to CA o 209.6 – 7 mm qtz-Mo vein @ 40^0 to CA o 210.5 – 1 cm banded qtz-Mo vein @ 60^0 to CA o 214.8-215.0 – irregular zone of qtz-Mo veining @ 60^0 to CA
217.9	223.6	Med grey to black metasedimentary rock. Poorly bedded @ 60^0 to CA. Locally brecciated. Weakly Mo mineralized.
223.6	228.5	Pink QFP dyke. No fragments.Phenocrysts more “crowded” than in main QFP mass. Weakly mineralized.
228.5	262.0	Wacke sedimentary rock-tuff. Poorly bedded @ 60^0 to CA. Rock varies from dark green to grey to pink. Rock locally very rich in feldspar giving it a pale colour. Weakly Mo mineralized. 5-10% py disseminated and in fractures • 238.6 - 1 cm banded qtz-Mo vein @ 40^0 to CA • 244.7 - 4 cm banded qtz-Mo vein @ 55^0 to CA • 245.4-246.6 - 4 cm banded qtz-Mo vein with minor py undulating subparallel to CA • 248.5 – 4 mm qtz-Mo vein @ 35^0 to CA • 257.0 - 1 cm qtz-Mo vein @ 80^0 to CA, py at centre
262.0	272.0	Siliceous Tuff. Hard pink-grey rock, poorly layered, wekly Mo mineralized. • 267.2 – 5 mm qtz-Mo vein parallel to CA • 268.4 – 1.5 cm qtz-Mo vein @ 55^0 to CA • 271.3 - 2 cm gypsum vein @ 35^0 to CA
272.0	277.6	QFP Intrusion, pink with qtz and feldspar phenocrysts. Massive well Mo mineralized with Mo in dry fractures and in qtz veins. • 272,5 - 3 cm qtz-Mo vein @ 40^0 to CA • 275.8 - 2 cm banded qtz-Mo vein @ 75^0 to CA
277.6	345.8	Siliceous Tuff as 262.0-272.0. Moderately well layered subparallel an at a low angle to CA. Poorly Mo mineralized. Local dark coloured sections with high chlorite content. Erratic py to 2%. • 277.6-290.2 – siliceous, moderately banded o 289.5 - 2 qtz-Mo vein @ 40^0 to CA • 290.2-303.3 – strong clay alteration o 290.2-292.3 gypsum veins to 4 cm o 301.3 – 2 cm qtz-Mo vein @ 75^0 to CA o 302.8 – 2-2 cm qtz-Mo veins @ 25^0 to CA • 303.3-315.5 – Dark green chloritic section with local sections carrying 25% pyrite. Local sections felsic-appearing (turbidite

		beds ?). Locally highly clay-altered. o 311.5-312.2 – QFP dyke. Highly altered and disrupted. Broken Mo-qtz veins • 316.3 – 5 mm qtz-Mo vein @ 20^0 to CA • 319.9 – 5 mm qtz-Mo vein @ 20^0 to CA • 323.3 – 2.5 cm qtz-Mo vein @ 40^0 to CA • 326.0 – 1 cm qtz-Mo vein @ 20^0 to CA • 326.1 – 1cm qtz-Mo vein @ 75^0 to CA • 327.5-328.2 – broken core • 329.3 – 5 cm banded qtz-Mo vein @ 35^0 to CA • 330.7 – 2 cm qtz-Mo vein @ 20^0 to CA • 331.1 – 1.5 cm qtz-Mo vein @ 40^0 to CA • 331.2 – 1.5 cm qtz-Mo vein @ 65^0 to CA • 334.7-335.0 - 3 parallel qtz-Mo veins (5-20 mm) @ 70^0 to CA • 337.0-338.5 – chloritic section, 10-15% disseminated py • 339.0 – 20 cm brecciated qtz vein, minor Mo • 339.0-344.7 – QFP dyke. Clay altered, brecciated zone, broken-up qtz-Mo veins in breccia fragments. • 344.7-345.8 – Fine grained chloritic rock, minor py on fractures
345.8	366.0	QFP. Cream coloured, massive, no fragments. Well Mo mineralized with Mo on dry fractures and in qtz vein stockwork • 345.8-346.7 – transition zone, altered, sheared and chloritic • 348.2 – 1 cm qtz-Mo vein @ 30^0 to CA • 348.8 – 5 cm disrupted banded qtz-Mo vein • 356.7 – 1.5 cm qtz-Mo vein @ 60^0 to CA • 356.8 – 2 cm banded qtz-Mo vein @ 60^0 to CA • 357.1 – 2.5 cm qtz-Mo vein @ 60^0 to CA • 357.3 – 1.5 cm qtz-Mo vein @ 45^0 to CA • 358.0 – 8 mm qtz-Mo vein @ 60^0 to CA • 358.6 – 8 mm qtz-Mo vein @ 60^0 to CA • 359.1 – 1 cm qtz-Mo vein @ 45^0 to CA • 360.4 – 3 cm banded qtz-Mo vein @ 55^0 to CA • 361.2 – 4 cm banded qtz-Mo vein @ 55^0 to CA • 362.1 – 2 cm banded qtz-Mo vein @ 55^0 to CA • 362.3 – 4 cm banded qtz-Mo vein @ 55^0 to CA • 362.4-362.8 – zone of irregular disrupted qtz-Mo veins
366.0	380.1	Wacke sediment-argillite. As 228.5-262.0, locally highly clay-altered. Pyrite disseminated and in fractures. Weak to moderate Mo mineralization generally in disrupted veins. • 369.7 – 5 cm banded qtz-Mo vein @ 60^0 to CA • 372.9 – 2 cm qtz-Mo vein @ 30^0 to CA • 373.6 – 5 cm qtz-Mo vein @ 65^0 to CA • 374.6 – 1.5 cm qtz-Mo vein @ 30^0 to CA • 377.0-380.1 – strong clay alteration, disseminated py. Moderate

		disrupted Mo mineralization. 3.5 cm qtz-Mo vein @ 60^0 to CA
		380.1 – Hole stopped in low-grade Mo mineralization due to depth.

Metreage	Sample Number
104.8-107	B617067
109-111	B617069
blank	B617070
111-113	B617071
157-159	B617094
blank	B617095
159-161	B617096
209-211	B617121
blank	B617122
211-213	B617123
245-247	B617140
blank	B617141
247-249	B617142
301-303	B617169
blank	B617170
303-305	B617171
331-333	B617185
blank	B617186
333-335	B617187
367-369	B617204
blank	B617205
369-371	B617206
377-380.1	B617210

Lucky Ship Project
Drill Hole Log
LS06-50

Grid Loc:L16+00E, 14+60N	UTM Easting: 599536	UTM Northing: 5987394
Depth: 285.6 metres	Azimuth: 143	Inclination: -45
Drill: Longyear 38, Core Size: NQ	Started: 2006/02/12	Finished: 2006/02/14
Driller: Britton Bros., Lloyd Giglburger, Steve Fournier, Bryan Murray, Tim Sheehan, Dan Deeleeum		
Drill Hole Surveys: 117, -45^0; 213, -45.5^0, 144^0; 255, -45^0, 137^0; 285, -45^0, 150^0		
Core stored at Jim Hutter's, Quick		

Logged by: R.H. McMillan

From	To	Description
0	7.7	Casing
7.7	233.0	Quartz Feldspar Porphyry. Massive cream coloured rock with prominent feldspars. Generally no pyrite, but with sections of up to 1% disseminated and in fractures. Weak Mo mineralization throughout – on dry fractures, but mainly with quartz veinlets. Quartz veins commonly subparallel to CA for the first 150 metres. • 7.7-146.0 – weakly Mo mineralized o 7.7-14.5 – Moderately Mo mineralized in series of irregular veins 1-2 cm in thickness at random orientations, but mainly @ 15-25^0 to CA o 13.7-19.0 – limonite staining on fractures o 14.5-83.0 – Very weak Mo mineralization. Some silicification (quartz veining) with low Mo content. Py also very low o 83.0-146.0 – weak to moderately Mo mineralized QFP, Mo in random fractures – some dry, most with quartz -125.2-125.5 – clay altered zone -129.4 – 1 to 3 cm irregular qtz-Mo veins @ 25^0 to CA • 146.0-233.0 – Moderately Mo mineralized o 146.0-148.0 – 2 cm banded qtz-Mo vein parallel to CA o 159.0-160.5 – 5 cm banded qtz-Mo vein undulating in and out of core o 163.0 – 1.6 cm qtz-Mo vein @ 25^0 to CA o 167.3 – two - 6 mm parallel qtz-Mo veins @ 25^0 to CA separated by 8 mm of QFP o 168.4 – 7 mm banded qtz-Mo vein @ 25^0 to CA o 170.0 – 2.5 cm qtz-Mo vein @ 30^0 to CA o 172.0 – 1 cm banded qtz-Mo vein parallel to CA o 173.0 – 1 cm banded qtz-Mo vein undulating to 15^0 to CA o 177.5 – 8 mm qtz-Mo vein @ 30^0 to CA o 193.0 – 1.2 cm qtz-Mo vein @ 35^0 to CA broken into segments

		o 196.1 – 5 mm qtz-Mo vein @ 20^0 to CA o 200.2 – 1.3 cm banded qtz-Mo vein @ 30^0 to CA o 201.9 – 2.5 cm qtz-Mo vein @ 40^0 to CA o 202.0 – 1.0 cm banded qtz-Mo vein @ 30^0 to CA o 203.5 – irregular, undulating qtz-Mo vein subparallel to CA o 207.9 – 2 cm qtz-Mo vein @ 65^0 to CA o 209.4 – 2 subparallel 1.5 cm banded qtz-Mo veins @ 30^0 to CA o 210.8-211.2 – broken core, moderate clay alteration o 214.3 – two – 7mm intersecting qtz-Mo veins @ 20^0 and 40^0 to CA o 216.3 – 1.5 cm qtz-Mo vein @ 40^0 to CA o 222.5 – 1.5 cm qtz-Mo vein @ 55^0 to CA o 223.8 – 1 cm banded qtz-Mo vein @ 25^0 to CA o 225.8-226.1 – series of irregular disrupted Mo-qtz veins, generally @ 30^0 to CA o 227.2 – 1 cm banded qtz-Mo vein @ 45^0 to CA o 228.9 – 2 – 5mm Mo-qtz veins @ 45^0 to CA, 1 cm apart o 230.5 – 5 mm qtz-Mo vein @ 45^0 to CA o 232.8 – 1.6 cm qtz-Mo vein with breccia fragments. Some Mo is friable
233.0	247.3	QFP Breccia. Gradational contact with QFP above. Brown and cream-coloured angular fragments to 2 cm. Moderately Mo mineralized, with silicification increasing down the hole. Minor py on fractures. • 234.8 – 2 – 8 mm bifurcting qtz-Mo veins @ 45^0 to CA • 240.2 – 1 cm qtz-Mo vein @ 35^0 to CA • 240.6 – irregular 5 mm to 2 cm qtz-Mo vein cuts earlier silicified rock • 241.2 – 1.5 cm qtz-Mo vein @ 60^0 to CA
247.3	285.6	Silicified Zone. Intensely silicified QFP with 3-8% fragments. Intensely swarmed with fine quartz veins of which 8-15% contain Mo. Rock is pale cream coloured, with pale green sericitic ? alteration. Locally weakly Mo mineralized. • 250.3 - 8 mm qtz-Mo vein cuts silicified rock @ 25^0 to CA • 250.5 - 8 mm qtz-Mo vein cuts silicified rock @ 25^0 to CA • 250.6 – disrupted 7 mm qtz-Mo vein @ 40^0 to CA • 254.8 – 1.5 cm banded qtz-Mo vein @ 40^0 to CA • 260.5 – 5 mm qtz-Mo vein cutting silicified rock @ 45^0 to CA • 271.8 – 2.5 cm qtz-Mo vein @ 40^0 to CA. Selvage of Mo at margins • 273.8 – dry Mo fracture @ 65^0 to CA • 273.8-280.0 – several dry Mo fractures cut intensely silicified rock • 284.0 – 2 mm py seam @ 60^0 to CA
		285.6 – Hole terminated in weak Mo mineralization

Metreage	Sample Number
7.7-10	B617212
52-54	B617234
Blank	B617235
54-56	B617236
98-100	B617258
blank	B617259
100-102	B617260
150-152	B617285
blank	B617286
152-154	B617287
194-196	B617308
blank	B617309
196-198	B617310
244-246	B617334
blank	B617335
246-248	B617336
284-285.6	B617355
blank	B617356

Lucky Ship Project
Drill Hole Log
LS06-51

Grid Loc:L15+50E, 13+38N	UTM Easting: 599574	UTM Northing: 5987266
Depth: 349.6 metres	Azimuth: 143	Inclination: -43
Drill: Longyear 38, Core Size: NQ	Started: 2006/02/14	Finished: 2006/02/17
Driller: Britton Bros., Lloyd Giglburger, Steve Fournier, Bryan Murray, Tim Sheehan, Dan Deeleeum		
Drill Hole Surveys: 163, -47^0, 148^0; 224, -45^0, 149^0; 293, -46^0, 151^0; 350, -45^0, 152^0		
Core stored at Jim Hutter's, Quick		

Logged by: R.H. McMillan

From	To	Description
0	13.0	Casing
13.0	131.9	Quartz Feldspar Porphyry. Cream to tan colour. Erratic fragments – angular to subrounded up to 4 cm. Moderate Mo mineralization in dry Mo fractures, qtz-Mo veins, random stockwork. • 19.3 – 1.5 cm banded qtz-Mo vein @ 30^0 to CA • 23.1-25.2 – broken core, clay altered, poor core recovery • 26.4-28.1 – broken core, clay alteration zone. Some Mo in quartz veins and dry clay-altered rock • 32.2-57.7 – broken core, clay alteration. Poor recovery. Dry Mo fractures • 38.5-45.3 – fractured QFP • 45.2-45.6 – clay alteration zone • 56.6-57.6 – broken QFP as above, locally weakly clay altered • 57.6-57.7 – clay seam with Mo • 57.7-61.9 – broken QFP as above • 62.0-62.4 – 8 mm Mo-qtz vein subparallel to CA • 65.8 – 1 cm banded qtz-Mo vein @ 45^0 to CA • 67.6 - 1 cm banded qtz-Mo vein @ 45^0 to CA • 68.0 - 1 cm banded qtz-Mo vein @ 30^0 to CA • 69.8 – 7 mm banded qtz-Mo vein @ 45^0 to CA • 70.8 - 1 cm banded qtz-Mo vein @ 25^0 to CA • 76.8 – 1.2 cm banded qtz-Mo vein @ 25^0 to CA • 87.9 – 1.5 cm banded qtz-Mo vein @ 80^0 to CA • 92.6 - 1 cm banded qtz-Mo vein @ 85^0 to CA • 105.9 – 8 mm Mo-qtz vein @ 30^0 to CA • 112.1 – 3 - 0.5 to 1 cm banded Mo-qtz veins separated by 2 cm QFP @ 20^0 to CA • 121.0 – 1.5 cm banded qtz-Mo vein @ 30^0 to CA • 122.5 – 1.5 cm banded qtz-Mo vein @ 40^0 to CA

		• 128.0-128.3 – broken core and some clay alteration
131.9	148.9	Breccia with sedimentary and volcanic fragments, angular to subrounded up to 10 cm • 133.5 - 1 cm banded qtz-Mo vein @ 65^0 to CA • 133.6 - 1 cm banded qtz-Mo vein @ 65^0 to CA • 135.0-136.0 – 5 mm qtz-Mo vein subparallel to CA • 139.6-139.8 – sheeted qtz-Mo veins @ 25^0 to CA • 143.1 – 1.5 cm banded qtz-Mo vein @ 30^0 to CA • 144.1 - 1 cm banded qtz-Mo vein @ 35^0 to CA • 144.4 – 6.0 mm banded qtz-Mo vein @ 60^0 to CA • 145.0-148.5 – erratic weak to moderate clay alteration • 145.1 – 6 mm banded qtz-Mo vein @ 35^0 to CA • 148.9 - 4 cm banded qtz-Mo vein @ 40^0 to CA
148.9	160.0	QFP as previous interval • 150.1 – 10 cm disrupted banded qtz-Mo vein @ 35^0 to CA • 150.4-151.0 – zone of irregular qtz-Mo veining • 154.6 – 1 cm irregular qtz-Mo vein • 158.0-160.0 – moderate to good grade Mo on random dry fractures and qtz-Mo veins
160.0	160.8	Breccia as above. Weak to nil Mo
160.8	166.8	QFP as above, well mineralized • 160.9 – 2-8 mm qtz-Mo veins separated by 1 cm of rock @ 40^0 to CA • 161.9 – 2-1 cm qtz-Mo veins separated by 1.5 cm of rock @ 30^0 to CA • 166.4 – 2.3 cm qtz-Mo vein @ 30^0 to CA
166.8	287.06	Breccia as above with many QFP fragments as well as sedimentary and volcanic fragments. QFP fragments cream coloured with prominent qtz phenocrysts as in main QFP intrusive body. Looks like a lahar-type diamictite. Matrix is brown from biotite. Weakly mineralized throughout. • 170.4-171.4 – massive QFP section – large fragment ? or dyke o 170.4 – 1.7 cm qtz-Mo vein @ 35^0 to CA • 176.6 – 2 – 7 mm qtz-Mo veins separated by 4 cm of rock @ 65^0 to CA • 179.2 – 15 cm banded qtz-Mo vein @ 50^0 to CA • 179.8 – 12 cm banded qtz-Mo vein @ 60^0 to CA • 186.3 – 8 mm qtz-Mo vein @ 70^0 to CA • 188.5 – 2 cm banded qtz-Mo vein @ 65^0 to CA • 192.1 – 1 cm qtz-Mo vein @ 45^0 to CA • 192.3 – 1 cm qtz-Mo vein @ 45^0 to CA • 193.4 – 10 cm banded qtz-Mo vein @ 65^0 to CA • 193.6-195.2 – broken locally clay-altered rock, some Mo without quartz

		• 195.2-203.3 – broken core with little or no clay alteration. Weak Mo in clay and in qtz veins. Weak py.
		• 198.4 – 10 cm banded qtz-Mo vein @ 75^0 to CA
		• 200.6 – 4 cm banded qtz-Mo vein @ 65^0 to CA
		• 203.4 – 3 cm qtz-Mo vein @ 25^0 to CA
		• 209.1 – 5 cm qtz-Mo vein @ 80^0 to CA
		• 210.0-210.2 – fragment (or dyke ?) of cream-coloured QFP
		• 210.2-225.0 – moderately broken core (breccia).
		• 213.5-213.7 – broken qtz-Mo vein for 20 cm
		• 218.8 – 4 cm qtz-Mo vein @ 80^0 to CA
		• 224.5 – 2 cm qtz-Mo vein @ 70^0 to CA
		• 226.5 – 4 cm banded qtz-Mo vein @ 65^0 to CA
		• 227.7 – 1 cm qtz-Mo vein @ 65^0 to CA
		• 228.6 – rare 5 mm py seam at centre of narrow qtz-Mo vein @ 80^0 to CA
		• 234.2-244.0 – Breccia with weak to moderate Mo mineralization as opposed to weakly mineralized above
		  o 234.3 – 1.5 cm qtz-Mo vein @ 60^0 to CA
		  o 235.0 – 3.0 cm qtz-Mo vein @ 45^0 to CA
		  o 236.9 – 1.5 cm qtz-Mo vein @ 60^0 to CA
		  o 237.2 – 2.5 cm banded qtz-Mo vein @ 45^0 to CA
		  o 239.8 – 2.5 cm banded qtz-Mo vein @ 20^0 to CA
		  o 243.3 – 2.8 cm banded qtz-Mo vein @ 75^0 to CA
		• 244.0-252.4 – Breccia as above. Very weak Mo mineralization
		  o 244.0-245.2 – intensely clay-altered zone
		  o 246.1 - 1 cm banded qtz-Mo vein @ 70^0 to CA
		  o 248.1 – 2.5 cm banded qtz-Mo vein @ 75^0 to CA
		  o 249.2 – 2.0 cm banded qtz-Mo vein @ 45^0 to CA
		  o 250.3 – 3.0 cm banded qtz-Mo vein @ 70^0 to CA
		• 252.4-257.8 – dark grey large disrupted well layered sedimentary blocks in breccia
		• 257.8-287.0 – Cream coloured breccia (more QFP matrix and less fragments) with clear contact with above predominantly sedientary breccia. Fragments diminish with depth. Weakly Mo mineralized.
		  o 258.6 – 4.0 cm qtz-Mo vein @ 80^0 to CA, minor py at centre
		  o 263.2 – 3.0.5 cm banded qtz-Mo vein @ 65^0 to CA
		  o 264.1 – 1.6 cm banded qtz-Mo vein @ 40^0 to CA
		  o 267.1 – 4.5 cm banded qtz-Mo vein @ 70^0 to CA
		  o 277.5 – 5.0 cm banded qtz-Mo vein @ 80^0 to CA
		  o 284.2 – 1.2 cm banded qtz-Mo vein @ 80^0 to CA

287.0	349.6	QFP (as above). Cream coloured with ~ 2-5% angular fragments. • 287.0-318.0 – moderately Mo mineralized o 287.1 – 4.0 cm banded qtz-Mo vein @ 80^0 to CA

		o 289.2 – 1.5 cm qtz-Mo vein @ 65^0 to CA o 294.0 – 2.0 cm banded qtz-Mo vein @ 60^0 to CA o 299.6 – 4.0 cm qtz-Mo vein @ 70^0 to CA o 304.6 – 2.0 cm banded qtz-Mo vein @ 60^0 to CA o 309.3 – 15 cm wide zone of narrow dry Mo and Mo-qtz veins @ 70^0 to CA o 310.6 – 2.0 cm qtz-Mo vein @ 65^0 to CA o 317.7-317.9 – zone of Mo and qtz-Mo vein @ 75^0 to CA • 318.0-349.6 – Very weak Mo mineralization increasing pyrite and chlorite on fractures o 322.4 – 2.5 cm qtz-Mo vein @ 45^0 to CA o 337.0 – 1.0 cm banded qtz-Mo vein @ 70^0 to CA o 337.7 – 1.5 cm banded qtz-Mo vein @ 65^0 to CA o 347.4 – dry Mo fractures @ 35^0 to CA
		.Hole Completed at 349.6

Metreage	Sample Number
blank	B617356
13-15	B617357
73-75	B617387
Blank	B617388
75-77	B617389
125-127	B617414
blank	B617415
127-129	B617416
167-169	B617436
blank	B617437
169-171	B617438
233-235	B617470
blank	B617471
235-237	B617472
273-275	B617491
blank	B617492
275-277	B617493
331-333	B617521
blank	B617522
333-335	B617523
347-349.6	B617530

ACME File	Sample Numer	Hole	From	To	Lith	Mo%	Cu%	Fe%	Ca%	P%	Mg%	Al%	Na%	K%	Re ppb
A503527	34101	LS05-24	13.4	16	TUFF	0.086	0.005	1.92	0.39	0.014	0.15	0.55	0.03	0.32	77
A503527	34102	LS05-24	16	18	TUFF	0.088	0.004	1.38	0.56	0.011	0.19	0.71	0.03	0.33	94
A503527	34103	LS05-24	18	20	TUFF	0.082	0.005	1.06	0.33	0.015	0.39	0.85	0.03	0.35	84
A503527	34104	LS05-24	20	22	TUFF	0.059	0.003	1.42	0.59	0.011	0.31	0.79	0.03	0.35	48
A503527	34105	LS05-24	22	24	TUFF	0.083	0.004	1.13	0.62	0.008	0.24	0.71	0.04	0.32	67
A503527	34106	LS05-24	24	26	TUFF	0.085	0.007	1.18	0.5	0.016	0.24	0.64	0.03	0.3	65
A503527	34107	LS05-24	26	28	TUFF	0.066	0.005	1.27	0.35	0.015	0.36	0.7	0.05	0.31	52
A503527	34108	LS05-24	28	30	TUFF	0.144	0.003	1.38	0.3	0.016	0.39	0.72	0.04	0.38	134
A503527	34109	LS05-24	30	32	TUFF-XLTF	0.149	0.007	1.02	0.28	0.029	0.36	0.73	0.04	0.43	153
A503527	34110	LS05-24	32	34	TUFF	0.052	0.003	1.01	0.63	0.013	0.32	0.64	0.04	0.34	41
A503527	34111	LS05-24	34	36	TUFF	0.081	0.004	0.99	0.66	0.015	0.38	0.81	0.05	0.32	82
A503527	34112	LS05-24	36	38	TUFF	0.062	0.004	1	0.41	0.009	0.41	0.76	0.04	0.42	57
A503527	34113	LS05-24	38	40	TUFF	0.058	0.007	1.83	0.47	0.016	0.47	0.91	0.04	0.46	44
A503527	34114	LS05-24	40	42	TUFF	0.045	0.007	1.44	0.78	0.011	0.45	0.76	0.04	0.4	37
A503527	34115	LS05-24	42	44	TUFF	0.046	0.006	1.08	0.57	0.02	0.58	0.94	0.05	0.47	28
A503527	34116	LS05-24	44	46	TUFF	0.163	0.005	1.06	0.46	0.011	0.41	0.63	0.04	0.3	114
A503527	34117	LS05-24	46	48	TUFF	0.109	0.004	1.06	0.66	0.016	0.52	0.84	0.05	0.38	69
A503527	34118	LS05-24	48	50	TUFF	0.088	0.009	1.15	0.62	0.017	0.46	0.74	0.04	0.34	58
A503527	34119	LS05-24	50	52	TUFF	0.057	0.003	0.86	1.14	0.037	0.28	0.59	0.04	0.36	36
A503527	34120	LS05-24	52	54	TUFF	0.078	0.006	1.33	0.71	0.011	0.52	0.96	0.05	0.51	57
A503527	34121	LS05-24	54	56	LPTF	0.084	0.003	1.58	0.32	0.013	0.62	1.03	0.07	0.56	62
A503527	34122	LS05-24	56	58	LPTF	0.124	0.004	1.61	0.4	0.014	0.58	0.99	0.06	0.48	68
A503527	34123	LS05-24	58	60	LPTF	0.088	0.005	1.38	0.7	0.164	0.69	1.05	0.06	0.5	55
A503527	34124	LS05-24	60	62	LPTF	0.08	0.007	1.47	0.39	0.025	0.56	0.92	0.06	0.38	44
A503527	34125	LS05-24	62	64	LPTF	0.086	0.01	1.22	0.39	0.016	0.71	1.02	0.09	0.39	52
A503527	34126	LS05-24	64	66	LPTF	0.068	0.016	2.07	0.43	0.006	0.7	1.28	0.09	0.53	44
A503527	34127	LS05-24	66	68	LPTF	0.045	0.029	2.26	0.5	0.007	0.58	1.15	0.08	0.43	34
A503527	34128	LS05-24	68	70	LPTF	0.078	0.01	1.47	3.03	0.036	0.57	1.11	0.04	0.44	37
A503527	34129	LS05-24	70	72	LPTF	0.098	0.004	1.1	0.4	0.017	0.54	0.9	0.06	0.41	40
A503527	34130	LS05-24	72	74	LPTF	0.073	0.004	0.83	0.46	0.018	0.48	0.9	0.09	0.32	36
A503527	34131	LS05-24	74	76	LPTF	0.042	0.005	1.31	0.41	0.018	0.69	1.1	0.1	0.43	22
A503527	34132	LS05-24	76	78	LPTF	0.057	0.002	1.43	0.85	0.034	0.56	1.02	0.05	0.36	35
A503527	34133	LS05-24	78	80	LPTF	0.063	0.004	1.43	0.96	0.012	0.66	1.05	0.04	0.34	30
A503527	34134	LS05-24	80	82	LPTF	0.106	0.003	1.31	0.62	0.012	0.62	1.09	0.07	0.43	68
A503527	34135	LS05-24	82	84	LPTF	0.052	0.004	1.67	0.41	0.011	0.65	1.35	0.1	0.55	35
A503527	34136	LS05-24	84	86	LPTF	0.041	0.003	1.17	0.29	0.014	0.73	1.17	0.11	0.55	23
A503527	34137	LS05-24	86	88	LPTF	0.045	0.005	2.07	0.43	0.01	0.61	1.46	0.1	0.43	26
A503527	34138	LS05-24	88	90	LPTF	0.053	0.005	1.96	0.21	0.012	0.7	1.41	0.09	0.56	27
A503527	34139	LS05-24	90	92	LPTF	0.036	0.007	2.07	0.44	0.055	0.58	1.24	0.06	0.41	13
A503527	34140	LS05-24	92	94	LPTF	0.027	0.003	1.37	0.74	0.013	0.56	1.06	0.06	0.44	9
A503527	34141	LS05-24	94	96	LPTF	0.027	0.003	1.36	0.74	0.014	0.57	1.06	0.06	0.44	30
A503527	34142	LS05-24	96	98	LPTF	0.068	0.004	0.98	0.28	0.01	0.54	0.95	0.08	0.45	34
A503527	34143	LS05-24	98	100	LPTF-XLTF	0.023	0.002	0.58	1.87	0.015	0.41	0.93	0.1	0.3	7
A503527	34144	LS05-24	100	102	XLTF	0.034	0.004	0.46	0.5	0.021	0.44	0.69	0.08	0.27	10
A503527	34145	LS05-24	102	104	XLTF	0.038	0.005	0.57	0.45	0.017	0.35	0.7	0.1	0.25	17
A503527	34146	LS05-24	104	106	XLTF	0.031	0.006	0.78	0.38	0.018	0.43	0.76	0.09	0.26	14
A503527	34147	LS05-24	106	108	XLTF	0.036	0.006	1.09	0.94	0.021	0.44	1.07	0.09	0.3	9
A503527	34148	LS05-24	108	110	XLTF	0.032	0.009	1.89	0.98	0.019	0.34	0.99	0.05	0.3	10
A503527	34149	LS05-24	110	112	XLTF	0.045	0.008	1.73	1.51	0.015	0.35	1.68	0.08	0.28	6
A503527	34150	LS05-24	112	114	XLTF	0.034	0.003	0.84	1.36	0.024	0.15	1.67	0.17	0.17	9
A503527	34151	LS05-24	114	116	XLTF-FBRH	0.032	0.007	2.24	0.48	0.05	0.29	1.16	0.08	0.45	9
A503527	34152	LS05-24	116	118	FBRH	0.011	0.004	2.97	0.34	0.065	0.42	1.28	0.07	0.59	2
A503527	34153	LS05-24	118	120	FBRH	0.029	0.002	1.96	0.51	0.028	0.36	1.19	0.1	0.5	6
A503527	34154	LS05-24	120	122.8	FBRH	0.017	0.005	1.57	0.98	0.037	0.37	1.02	0.05	0.32	4

ACME File	Sample Numer	Hole	From	To	Lith	Mo%	Cu%	Fe%	Ca%	P%	Mg%	Al%	Na%	K%	Re ppb
A503896	34155	LS05-25	10.7	13	BRXX	0.004	0.011	0.93	0.22	0.014	0.46	0.65	0.09	0.43	1
A503896	34156	LS05-25	13	15	BRXX	0.015	0.009	1.15	0.19	0.012	0.87	0.96	0.05	0.73	11
A503896	34157	LS05-25	15	17	BRXX	0.016	0.011	1.14	0.17	0.028	0.57	0.7	0.08	0.46	10
A503896	34158	LS05-25	17	19	BRXX	0.015	0.009	0.86	0.49	0.019	0.49	0.58	0.07	0.47	4
A503896	34159	LS05-25	19	21	BRXX	0.042	0.007	1.08	1.22	0.028	0.91	0.91	0.06	0.74	10
A503896	34160	LS05-25	21	23	BRXX	0.029	0.029	1.62	0.34	0.028	1.04	1.09	0.08	0.85	11
A503896	34161	LS05-25	23	25	BRXX	0.014	0.032	1.94	0.14	0.026	1.16	1.25	0.1	1.03	7
A503896	34162	LS05-25	25	27	BRXX	0.005	0.015	1.2	0.15	0.025	0.7	0.82	0.07	0.66	2
A503896	34163	LS05-25	27	29	BRXX	0.003	0.004	0.46	0.15	0.017	0.14	0.37	0.06	0.23	<1
A503896	34164	LS05-25	29	31	BRXX	0.036	0.004	0.44	0.7	0.017	0.29	0.47	0.04	0.3	10
A503896	34165	LS05-25	31	33	BRXX	0.062	0.002	0.3	0.21	0.009	0.1	0.3	0.04	0.23	12
A503896	34166	LS05-25	33	35	BRXX	0.037	0.001	0.33	0.25	0.015	0.29	0.46	0.04	0.29	8
A503896	34167	LS05-25	35	37	BRXX	0.053	0.003	0.52	0.24	0.025	0.43	0.56	0.04	0.4	15
A503896	34168	LS05-25	37	39	BRXX	0.017	0.002	0.42	0.26	0.022	0.42	0.52	0.03	0.36	7
A503896	34169	LS05-25	39	41	BRXX	0.105	0.003	0.48	0.33	0.022	0.33	0.51	0.03	0.33	39
A503896	34170	LS05-25	41	43	BRXX	0.017	0.01	1.2	0.32	0.03	0.61	0.9	0.06	0.57	4
A503896	34171	LS05-25	43	45	BRXX	0.022	0.004	0.52	0.26	0.028	0.25	0.48	0.04	0.28	8
A503896	34172	LS05-25	45	47	BRXX	0.021	0.007	0.66	0.34	0.032	0.39	0.61	0.05	0.37	4
A503896	34173	LS05-25	47	49	BRXX	0.051	0.01	0.45	0.28	0.021	0.19	0.45	0.05	0.32	11
A503896	34174	LS05-25	49	51	BRXX-QFP	0.016	0.006	0.31	0.23	0.02	0.07	0.25	0.04	0.19	6
A503896	34175	LS05-25	51	53	QFP	0.013	0.006	0.31	0.34	0.014	0.09	0.33	0.05	0.19	4
A503896	34176	LS05-25	53	55	QFP	0.014	0.003	0.23	0.19	0.005	0.05	0.24	0.04	0.17	5
A503896	34177	LS05-25	55	57	QFP	0.018	0.009	0.32	0.16	0.012	0.05	0.24	0.07	0.14	6
A503896	34178	LS05-25	57	59	QFP	0.021	0.004	0.26	0.25	0.007	0.06	0.26	0.04	0.17	6
A503896	34179	LS05-25	59	61	QFP	0.025	0.005	0.31	0.27	0.008	0.05	0.27	0.04	0.21	6
A503896	34180	LS05-25	61	63	QFP	0.043	0.002	0.38	0.22	0.009	0.02	0.22	0.03	0.16	14
A503896	34181	LS05-25	63	65	QFP	0.01	0.004	0.27	0.25	0.014	0.02	0.23	0.05	0.16	1
A503896	34182	LS05-25	65	67	QFP	0.01	0.002	0.25	0.34	0.01	0.03	0.24	0.03	0.16	2
A503896	34183	LS05-25	67	69	QFP	0.021	0.002	0.24	0.46	0.009	0.03	0.26	0.02	0.2	2
A503896	34184	LS05-25	69	71	QFP	0.008	0.002	0.25	0.29	0.009	0.03	0.23	0.02	0.16	2
A503896	34185	LS05-25	71	73	QFP-QFPB	0.025	0.002	0.26	0.55	0.012	0.04	0.29	0.02	0.19	6
A503896	34186	LS05-25	73	75	QFPB	0.013	0.002	0.25	0.3	0.012	0.02	0.22	0.03	0.18	2
A503896	34187	LS05-25	75	77	QFPB	0.064	0.002	0.24	0.52	0.01	0.02	0.21	0.02	0.14	10
A503896	34188	LS05-25	77	79	QFPB	0.009	0.002	0.28	0.55	0.013	0.04	0.27	0.04	0.14	2
A503896	34189	LS05-25	79	81	QFPB	0.004	0.001	0.28	0.59	0.012	0.05	0.25	0.04	0.12	1
A503896	34190	LS05-25	81	83	QFPB	0.02	0.001	0.23	0.46	0.017	0.04	0.27	0.03	0.14	5
A503896	34191	LS05-25	83	85	QFPB	0.017	0.002	0.23	0.44	0.012	0.04	0.25	0.02	0.14	3
A503896	34192	LS05-25	85	87	QFPB	0.022	0.001	0.26	0.43	0.014	0.04	0.24	0.03	0.16	5
A503896	34193	LS05-25	87	89	QFPB	0.015	0.002	0.26	0.23	0.014	0.04	0.21	0.03	0.14	3
A503896	34194	LS05-25	89	91	QFPB	0.028	0.008	0.36	0.38	0.018	0.06	0.27	0.04	0.17	4
A503896	34195	LS05-25	91	93	QFPB	0.01	0.004	0.37	0.3	0.019	0.07	0.26	0.04	0.14	3
A503896	34196	LS05-25	93	95	QFPB	0.012	0.013	0.64	0.41	0.019	0.08	0.29	0.04	0.16	2
A503896	34197	LS05-25	95	97	QFPB	0.012	0.018	0.69	0.49	0.02	0.12	0.39	0.06	0.14	1
A503896	34198	LS05-25	97	99	QFPB	0.006	0.012	0.57	0.41	0.021	0.1	0.37	0.06	0.12	2
A503896	34199	LS05-25	99	100.6	QFPB	0.005	0.002	0.29	0.35	0.015	0.07	0.29	0.07	0.11	1
A504711	349008	LS05-26	17	19	TUFF	0.071	<.001	0.46	0.93	0.027	0.22	0.59	0.11	0.29	39
A504711	349009	LS05-26	19	21	TUFF	0.083	0.001	0.55	1.76	0.021	0.21	0.68	0.08	0.26	46
A504711	349011	LS05-26	21	23	TUFF-GRPP	0.057	0.001	0.45	0.92	0.021	0.21	0.66	0.08	0.29	39
A504711	349012	LS05-26	23	25	GRPP	0.093	0.003	0.67	0.89	0.035	0.34	0.75	0.05	0.31	55
A504711	349013	LS05-26	25	27	GRPP-LPTF	0.047	0.008	0.7	0.42	0.035	0.47	0.71	0.09	0.33	35
A504711	349014	LS05-26	27	29	LPTF	0.1	0.006	0.45	0.31	0.033	0.35	0.54	0.12	0.29	57
A504711	349015	LS05-26	29	31	LPTF	0.105	0.001	0.33	0.21	0.029	0.26	0.42	0.06	0.28	55
A504711	349016	LS05-26	31	33	LPTF	0.038	0.002	0.39	0.24	0.029	0.26	0.45	0.09	0.19	17
A504711	349017	LS05-26	33	35	LPTF	0.063	0.005	0.52	0.41	0.029	0.33	0.58	0.08	0.25	30
A504711	349018	LS05-26	35	37	LPTF	0.035	0.001	0.44	0.56	0.031	0.26	0.6	0.08	0.27	18
A504711	349019	LS05-26	37	39	QFP	0.031	<.001	0.19	0.29	0.02	0.06	0.28	<.01	0.2	13

ACME File	Sample Numer	Hole	From	To	Lith	Mo%	Cu%	Fe%	Ca%	P%	Mg%	Al%	Na%	K%	Re ppb
A504711	349020	LS05-26	39	41	QFP	0.031	<.001	0.22	0.33	0.027	0.1	0.39	0.05	0.33	16
A504711	349021	LS05-26	41	43	QFP	0.047	<.001	0.19	0.17	0.012	0.03	0.28	0.05	0.28	21
A504711	349022	LS05-26	43	45	QFP	0.053	<.001	0.2	0.14	0.019	0.03	0.32	0.09	0.3	28
A504711	349023	LS05-26	45	47	QFP	0.06	<.001	0.16	0.22	0.024	0.03	0.28	0.06	0.24	31
A504711	349024	LS05-26	47	49	QFP	0.072	0.001	0.18	0.21	0.016	0.05	0.33	0.05	0.29	32
A504711	349025	LS05-26	49	51	QFP	0.026	<.001	0.17	0.27	0.011	0.06	0.3	0.03	0.23	13
A504711	349026	LS05-26	51	53	QFP	0.063	<.001	0.13	0.4	0.027	0.08	0.34	0.02	0.25	21
A504711	349027	LS05-26	53	55	QFP-LPTF	0.032	<.001	0.25	0.35	0.02	0.11	0.34	0.08	0.26	13
A504711	349028	LS05-26	55	57	LPTF	0.031	0.001	0.46	0.48	0.027	0.18	0.44	0.03	0.32	17
A504711	349029	LS05-26	57	59	LPTF	0.035	0.002	0.6	0.77	0.024	0.1	0.35	0.09	0.23	15
A504711	349031	LS05-26	59	61	LPTF	0.06	<.001	0.31	0.88	0.037	0.23	0.58	0.09	0.26	24
A504711	349032	LS05-26	61	63	LPTF	0.06	<.001	0.49	0.94	0.03	0.45	0.82	0.06	0.26	20
A504711	349033	LS05-26	63	65	LPTF	0.021	0.011	0.88	0.42	0.039	0.55	0.7	0.08	0.28	13
A504711	349034	LS05-26	65	67	LPTF	0.077	0.003	0.49	0.38	0.038	0.49	0.65	0.13	0.43	36
A504711	349035	LS05-26	67	69	LPTF	0.068	0.005	0.84	0.66	0.041	0.54	0.75	0.06	0.35	35
A504711	349036	LS05-26	69	71	LPTF	0.071	0.002	0.61	0.51	0.038	0.43	0.7	0.06	0.39	43
A504711	349037	LS05-26	71	73	LPTF	0.047	0.001	0.54	0.88	0.034	0.22	0.55	0.09	0.37	25
A504711	349038	LS05-26	73	75	LPTF	0.031	0.001	0.55	0.43	0.039	0.36	0.54	0.13	0.33	11
A504711	349039	LS05-26	75	77	LPTF	0.035	<.001	0.4	0.35	0.033	0.39	0.55	0.08	0.37	15
A504711	349040	LS05-26	77	79	LPTF	0.019	0.001	0.44	0.35	0.035	0.41	0.54	<.01	0.3	7
A504711	349041	LS05-26	79	81	LPTF-TUFF	0.05	0.001	0.37	0.76	0.017	0.42	0.75	0.08	0.22	21
A504711	349042	LS05-26	81	83	TUFF	0.041	0.001	0.63	0.89	0.019	0.49	0.95	0.1	0.15	16
A504711	349043	LS05-26	83	85	TUFF	0.048	0.002	1.26	1.14	0.018	0.4	1.06	0.06	0.34	18
A504711	349044	LS05-26	85	87	TUFF	0.058	0.007	1.66	1.13	0.018	0.39	1	0.07	0.36	21
A504711	349045	LS05-26	87	89	TUFF	0.035	0.011	2.08	0.8	0.017	0.34	0.94	0.02	0.32	12
A504711	349046	LS05-26	89	91	TUFF-LPTF	0.03	0.008	1.45	1.05	0.025	0.45	1.07	0.05	0.35	11
A504711	349047	LS05-26	91	93	LPTF	0.028	0.011	0.72	0.6	0.029	0.48	0.92	0.07	0.28	12
A504711	349048	LS05-26	93	95	LPTF	0.026	0.008	0.55	0.79	0.033	0.52	0.82	0.07	0.22	12
A504711	349049	LS05-26	95	97	LPTF	0.017	0.016	0.64	0.53	0.041	0.69	0.9	0.05	0.4	3
A504711	349051	LS05-26	97	99	LPTF	0.009	0.009	0.53	0.46	0.034	0.56	0.72	0.09	0.36	5
A504711	349052	LS05-26	99	101	LPTF	0.012	0.005	0.56	0.48	0.043	0.37	0.53	0.09	0.22	4
A504711	349053	LS05-26	101	103	LPTF	0.019	0.015	1.28	0.65	0.05	0.74	0.96	0.08	0.4	7
A504711	349054	LS05-26	103	105	LPTF	0.016	0.008	0.88	0.58	0.038	0.57	0.81	0.07	0.24	8
A504711	349055	LS05-26	105	107	LPTF	0.013	0.004	0.71	0.54	0.03	0.49	0.68	0.12	0.19	5
A504711	349056	LS05-26	107	109	LPTF	0.036	<.001	0.32	0.43	0.021	0.35	0.6	0.12	0.23	16
A504711	349057	LS05-26	109	111	LPTF-TUFF	0.021	<.001	0.54	0.5	0.055	0.45	0.84	0.06	0.29	8
A504711	349058	LS05-26	111	113.69	TUFF	0.022	0.003	1.31	0.6	0.073	0.76	1.39	0.2	0.67	9
A504166	34200	LS05-27	11	13	SED	0.013	0.006	1.51	1.85	0.03	0.51	0.89	0.04	0.4	1
A504166	348701	LS05-27	13	15	SED	0.019	0.003	1.28	0.54	0.012	0.54	1.04	0.1	0.43	6
A504166	348702	LS05-27	15	17	SED	0.01	0.01	1.71	0.75	0.022	0.8	1.57	0.14	0.64	2
A504166	348703	LS05-27	17	19	SED	0.016	0.004	1	1.76	0.027	0.45	0.82	0.07	0.36	5
A504166	348704	LS05-27	19	21	SED-QFP	0.015	0.001	0.18	0.2	0.014	0.09	0.24	0.04	0.19	4
A504166	348705	LS05-27	21	23	QFP-SED	0.008	0.002	0.48	0.31	0.012	0.34	0.5	0.06	0.25	2
A504166	348706	LS05-27	23	25	SED	0.011	<.001	0.31	0.36	0.009	0.35	0.6	0.07	0.26	1
A504166	348707	LS05-27	25	27	SED	0.016	0.002	0.53	1.34	0.021	0.33	0.77	0.04	0.27	1
A504166	348708	LS05-27	27	29	SED	0.009	0.003	0.82	1.66	0.034	0.45	1.02	0.05	0.34	1
A504166	348709	LS05-27	29	31	SED	0.004	0.001	0.44	1.17	0.051	0.39	0.69	0.05	0.25	2
A504166	348710	LS05-27	31	33	SED	0.007	0.012	0.9	0.71	0.021	0.36	0.8	0.06	0.39	2
A504166	348711	LS05-27	33	35	SED	0.008	0.014	1.12	0.4	0.026	0.44	0.85	0.08	0.32	1
A504166	348712	LS05-27	35	37	SED	0.012	0.008	1.02	0.49	0.064	0.4	0.96	0.12	0.31	2
A504166	348713	LS05-27	37	39	SED	0.007	0.005	1.06	0.44	0.012	0.39	1.15	0.17	0.32	1
A504166	348714	LS05-27	39	41	SED	0.013	0.008	1.33	0.28	0.026	0.36	0.9	0.09	0.38	1
A504166	348715	LS05-27	41	43	SED	0.02	0.007	1.1	0.4	0.093	0.39	0.74	0.06	0.28	6
A504166	348716	LS05-27	43	45	SED	0.011	0.005	0.69	0.31	0.034	0.46	0.75	0.08	0.28	2
A504166	348717	LS05-27	45	47	SED-QFP	0.008	0.001	0.4	0.2	0.019	0.2	0.44	0.06	0.27	1
A504166	348718	LS05-27	47	49	QFP	0.018	0.001	0.22	0.27	0.01	0.05	0.26	0.03	0.21	2

ACME File	Sample Numer	Hole	From	To	Lith	Mo%	Cu%	Fe%	Ca%	P%	Mg%	Al%	Na%	K%	Re ppb
A504166	348719	LS05-27	49	51	QFP	0.014	0.004	0.27	0.15	0.011	0.03	0.23	0.04	0.2	2
A504166	348720	LS05-27	51	53	QFP	0.022	0.001	0.45	0.32	0.012	0.03	0.31	0.04	0.2	4
A504166	348721	LS05-27	53	55	QFP-SLST	0.005	0.03	2.17	0.61	0.06	0.36	1.09	0.14	0.3	1
A504166	348722	LS05-27	55	57	SLST	0.005	0.013	1.76	0.52	0.079	0.41	1.05	0.12	0.35	2
A504166	348723	LS05-27	57	59	SLST	0.003	0.007	1.01	0.58	0.079	0.49	1.13	0.14	0.35	<1
A504166	348724	LS05-27	59	61	SLST	0.003	0.006	1.01	0.74	0.103	0.47	1.31	0.19	0.33	2
A504166	348725	LS05-27	61	63	SLST	0.016	0.001	0.71	0.43	0.043	0.51	0.98	0.13	0.32	2
A504166	348726	LS05-27	63	65	SLST	0.003	0.004	1.26	0.76	0.05	0.54	1.68	0.27	0.41	3
A504166	348727	LS05-27	65	67	SLST	0.006	0.016	2.08	0.91	0.06	0.52	1.76	0.27	0.34	3
A504166	348728	LS05-27	67	69	SLST	0.005	0.012	2.13	1.07	0.094	0.49	1.85	0.29	0.34	2
A504166	348729	LS05-27	69	71	SLST	0.004	0.014	2.47	0.93	0.056	0.56	1.79	0.28	0.36	3
A504166	348730	LS05-27	71	73	SLST	0.002	0.014	2.06	0.88	0.035	0.66	1.98	0.29	0.48	<1
A504166	348731	LS05-27	73	75	SLST	0.006	0.01	1.98	0.88	0.054	0.65	1.82	0.27	0.45	2
A504166	348732	LS05-27	75	77	SLST	0.002	0.006	1.7	0.71	0.046	0.58	1.51	0.22	0.42	2
A504166	348733	LS05-27	77	79	SLST	0.004	0.008	1.85	1.45	0.055	0.56	1.72	0.2	0.43	3
A504166	348734	LS05-27	79	81.4	SLST	0.007	0.004	1.05	0.88	0.054	0.66	1.4	0.15	0.36	2
A504332	348736	LS05-28	9.1	11	QFP	0.024	0.001	0.25	0.27	0.007	0.06	0.28	0.04	0.21	17
A504332	348737	LS05-28	11	13	QFP	0.013	0.001	0.23	0.38	0.007	0.04	0.23	0.04	0.18	11
A504332	348738	LS05-28	13	15	QFP	0.067	0.001	0.15	0.15	0.006	0.04	0.23	0.03	0.19	56
A504332	348739	LS05-28	15	17	QFP	0.169	0.001	0.2	0.23	0.01	0.04	0.22	0.03	0.15	143
A504332	348740	LS05-28	17	19	QFP	0.024	0.001	0.2	0.32	0.012	0.08	0.29	0.04	0.15	18
A504332	348741	LS05-28	19	21	QFP	0.026	0.001	0.19	0.33	0.014	0.07	0.32	0.06	0.18	16
A504332	348742	LS05-28	21	23	QFP	0.036	0.001	0.25	0.56	0.012	0.06	0.26	0.05	0.13	22
A504332	348743	LS05-28	23	25	QFP	0.037	0.002	0.26	0.44	0.012	0.08	0.31	0.05	0.15	29
A504332	348744	LS05-28	25	27	QFP	0.022	0.001	0.15	0.32	0.011	0.08	0.32	0.05	0.14	10
A504332	348745	LS05-28	27	29	QFP	0.028	0.001	0.28	0.95	0.01	0.1	0.35	0.03	0.21	21
A504332	348746	LS05-28	29	31	QFP	0.019	0.001	0.21	0.17	0.008	0.12	0.31	0.03	0.21	13
A504332	348747	LS05-28	31	33	QFP	0.041	0.001	0.14	1.03	0.011	0.09	0.36	0.03	0.12	37
A504332	348748	LS05-28	33	35	QFP	0.044	0.001	0.19	0.91	0.01	0.13	0.54	0.04	0.14	36
A504332	348749	LS05-28	35	37	QFP	0.028	0.001	0.18	1.1	0.01	0.13	0.55	0.02	0.11	22
A504332	348750	LS05-28	37	39	QFP	0.045	0.001	0.14	0.85	0.012	0.09	0.46	0.03	0.13	28
A504332	348751	LS05-28	39	41	QFP	0.085	0.001	0.19	1.52	0.013	0.1	0.46	0.02	0.12	81
A504332	348752	LS05-28	41	43	QFP	0.047	0.001	0.17	1.36	0.012	0.12	0.45	0.02	0.18	47
A504332	348753	LS05-28	43	45	QFP	0.137	0.001	0.29	0.59	0.015	0.17	0.4	0.03	0.24	128
A504332	348754	LS05-28	45	47	QFP	0.04	0.001	0.19	0.43	0.009	0.06	0.31	0.03	0.27	26
A504332	348755	LS05-28	47	49	QFP	0.039	0.001	0.25	0.32	0.017	0.08	0.28	0.04	0.23	30
A504332	348756	LS05-28	49	51	QFP	0.041	0.001	0.2	0.33	0.013	0.12	0.38	0.06	0.25	27
A504332	348757	LS05-28	51	53	QFP	0.051	0.001	0.19	0.6	0.013	0.13	0.42	0.04	0.22	39
A504332	348758	LS05-28	53	55	QFP	0.041	0.001	0.19	0.4	0.013	0.1	0.32	0.03	0.17	25
A504332	348759	LS05-28	55	57	QFP	0.098	0.001	0.18	0.72	0.012	0.06	0.3	0.03	0.23	72
A504332	348760	LS05-28	57	59	QFP	0.116	0.001	0.27	0.59	0.011	0.08	0.3	0.03	0.22	74
A504332	348762	LS05-28	59	61	QFP	0.142	0.001	0.21	0.61	0.01	0.06	0.28	0.03	0.14	101
A504332	348763	LS05-28	61	63	QFP	0.059	0.001	0.2	0.47	0.011	0.1	0.39	0.04	0.18	35
A504332	348764	LS05-28	63	65	QFP	0.155	0.001	0.2	0.3	0.01	0.07	0.3	0.02	0.17	106
A504332	348765	LS05-28	65	67	QFP	0.107	0.001	0.19	0.47	0.01	0.1	0.43	0.02	0.21	64
A504332	348766	LS05-28	67	69	QFP	0.086	0.001	0.19	0.56	0.01	0.09	0.32	0.02	0.15	61
A504332	348767	LS05-28	69	71	QFP	0.071	0.001	0.25	0.3	0.01	0.06	0.36	0.04	0.3	44
A504332	348768	LS05-28	71	73	QFP	0.04	0.001	0.18	0.19	0.01	0.1	0.3	0.02	0.21	28
A504332	348769	LS05-28	73	75	QFP	0.116	0.001	0.27	0.3	0.007	0.08	0.3	0.03	0.23	88
A504332	348770	LS05-28	75	77	QFP	0.079	0.002	0.2	0.32	0.008	0.07	0.3	0.02	0.24	61
A504332	348771	LS05-28	77	79	QFP	0.111	0.001	0.26	0.29	0.007	0.05	0.22	0.02	0.2	66
A504332	348772	LS05-28	79	81	QFP	0.099	0.002	0.17	0.29	0.01	0.03	0.2	0.02	0.18	74
A504332	348773	LS05-28	81	83	QFP	0.114	0.002	0.24	0.31	0.009	0.03	0.2	0.02	0.19	84
A504332	348774	LS05-28	83	85	QFP	0.168	0.002	0.19	0.6	0.01	0.03	0.24	0.02	0.2	104
A504332	348775	LS05-28	85	87	QFP	0.134	0.001	0.14	0.86	0.011	0.07	0.31	0.02	0.15	83
A504332	348776	LS05-28	87	89	QFP	0.047	0.002	0.24	0.52	0.011	0.07	0.33	0.03	0.19	21

ACME File	Sample Numer	Hole	From	To	Lith	Mo%	Cu%	Fe%	Ca%	P%	Mg%	Al%	Na%	K%	Re ppb
A504332	348777	LS05-28	89	91	QFP	0.036	0.001	0.21	0.68	0.013	0.1	0.37	0.03	0.2	24
A504332	348778	LS05-28	91	93	QFP	0.065	0.001	0.23	0.59	0.009	0.09	0.32	0.02	0.16	44
A504332	348779	LS05-28	93	95	CGLM-QFP	0.064	0.001	0.29	0.86	0.025	0.22	0.6	0.03	0.24	39
A504332	348780	LS05-28	95	97	QFP	0.064	0.001	0.3	0.56	0.013	0.15	0.5	0.02	0.23	42
A504332	348782	LS05-28	97	99	QFP	0.133	0.001	0.34	0.57	0.012	0.13	0.44	0.02	0.23	102
A504332	348783	LS05-28	99	101	CGLM-QFP	0.163	0.001	0.36	0.32	0.013	0.24	0.48	0.02	0.32	105
A504332	348784	LS05-28	101	103	CGLM-QFP	0.027	0.01	0.9	0.4	0.036	0.49	0.63	0.06	0.46	20
A504332	348785	LS05-28	103	105	CGLM-QFP	0.094	0.013	1.15	0.54	0.034	0.39	0.57	0.05	0.47	75
A504332	348786	LS05-28	105	107	CGLM-QFP	0.08	0.006	0.8	0.61	0.028	0.21	0.46	0.03	0.28	69
A504332	348787	LS05-28	107	109	CGLM-QFP	0.161	0.004	0.74	0.66	0.035	0.27	0.53	0.03	0.35	132
A504332	348788	LS05-28	109	111	CGLM-QFP	0.565	0.003	0.46	0.75	0.015	0.11	0.27	0.02	0.2	419
A504332	348789	LS05-28	111	113	CGLM-QFP	0.043	0.003	0.51	0.65	0.026	0.15	0.38	0.03	0.26	25
A504332	348790	LS05-28	113	115	CGLM-QFP	0.047	0.004	0.74	0.81	0.025	0.21	0.46	0.04	0.3	28
A504332	348791	LS05-28	115	117	CGLM-QFP	0.08	0.006	0.75	0.74	0.031	0.43	0.7	0.03	0.41	49
A504332	348792	LS05-28	117	119	CGLM-QFP	0.112	0.002	0.29	0.78	0.013	0.08	0.29	0.02	0.15	76
A504332	348793	LS05-28	119	121	CGLM-QFP	0.06	0.003	0.29	0.91	0.014	0.15	0.4	0.02	0.18	33
A504332	348794	LS05-28	121	123	CGLM-QFP	0.129	0.002	0.25	0.35	0.007	0.12	0.3	0.01	0.17	74
A504332	348795	LS05-28	123	125	CGLM-QFP	0.145	0.002	0.2	0.23	0.007	0.11	0.29	0.01	0.18	92
A504332	348796	LS05-28	125	127	CGLM-QFP	0.335	0.001	0.34	0.3	0.01	0.09	0.28	0.02	0.21	201
A504332	348797	LS05-28	127	129	CGLM-QFP	0.043	0.001	0.32	0.61	0.025	0.12	0.4	0.05	0.22	22
A504332	348798	LS05-28	129	131	CGLM-QFP	0.057	0.005	0.53	0.47	0.023	0.15	0.44	0.06	0.13	49
A504332	348799	LS05-28	131	133	CGLM-QFP	0.068	0.002	0.26	0.56	0.017	0.05	0.3	0.04	0.18	46
A504332	348800	LS05-28	133	135	CGLM-QFP	0.11	0.002	0.24	0.42	0.012	0.12	0.29	0.02	0.16	60
A504332	348801	LS05-28	135	137	CGLM-QFP	0.176	0.001	0.31	0.49	0.009	0.17	0.33	0.01	0.15	89
A504332	348802	LS05-28	137	139	CGLM-QFP	0.05	0.004	0.49	1.48	0.027	0.2	0.35	0.03	0.19	19
A504332	348803	LS05-28	139	141	CGLM-QFP	0.221	0.003	0.4	1.01	0.021	0.15	0.32	0.02	0.18	109
A504332	348804	LS05-28	141	143	CGLM-QFP	0.092	0.005	0.72	0.58	0.022	0.27	0.51	0.04	0.27	49
A504332	348806	LS05-28	143	145	CGLM-QFP	0.194	0.003	0.55	0.47	0.023	0.19	0.39	0.05	0.26	82
A504332	348807	LS05-28	145	147	CGLM-QFP	0.035	0.002	0.34	0.38	0.012	0.15	0.27	0.03	0.21	20
A504332	348808	LS05-28	147	149	CGLM-QFP	0.158	0.002	0.39	0.42	0.015	0.1	0.29	0.04	0.2	70
A504332	348809	LS05-28	149	151	CGLM-QFP	0.034	0.002	0.29	0.33	0.016	0.09	0.27	0.05	0.21	17
A504332	348810	LS05-28	151	153	CGLM-QFP	0.052	0.001	0.33	0.35	0.013	0.13	0.31	0.04	0.27	25
A504332	348811	LS05-28	153	155	CGLM-QFP	0.033	0.002	0.32	0.31	0.013	0.1	0.27	0.04	0.23	15
A504332	348812	LS05-28	155	157	CGLM-QFP	0.092	0.002	0.27	0.29	0.012	0.06	0.27	0.04	0.24	30
A504332	348813	LS05-28	157	159	CGLM-QFP	0.036	0.003	0.42	0.52	0.018	0.14	0.38	0.03	0.19	14
A504332	348814	LS05-28	159	161	CGLM-QFP	0.087	0.003	0.45	0.32	0.016	0.16	0.4	0.03	0.21	30
A504332	348815	LS05-28	161	163	CGLM-QFP	0.04	0.004	0.32	0.2	0.014	0.12	0.32	0.04	0.2	13
A504332	348816	LS05-28	163	165	CGLM-QFP	0.08	0.003	0.31	0.27	0.008	0.09	0.31	0.02	0.22	24
A504332	348817	LS05-28	165	167	CGLM-QFP	0.087	0.002	0.28	0.28	0.014	0.12	0.35	0.03	0.26	30
A504332	348818	LS05-28	167	169	CGLM-QFP	0.031	0.002	0.33	0.21	0.013	0.16	0.37	0.03	0.25	13
A504332	348819	LS05-28	169	171	CGLM-QFP	0.062	0.004	0.56	0.33	0.02	0.24	0.53	0.05	0.3	19
A504332	348820	LS05-28	171	173	CGLM-QFP	0.022	0.003	0.25	0.21	0.017	0.11	0.33	0.05	0.18	6
A504332	348821	LS05-28	173	175	CGLM-QFP	0.056	0.01	0.54	0.25	0.021	0.3	0.5	0.05	0.35	23
A504332	348822	LS05-28	175	177	CGLM-QFP	0.068	0.014	0.99	0.34	0.032	0.52	0.74	0.06	0.44	29
A504332	348823	LS05-28	177	178.9	CGLM-QFP	0.023	0.012	0.98	0.33	0.03	0.45	0.65	0.07	0.42	15
A504358	348824	LS05-29	7.7	10	QFP	0.007	0.001	0.25	4.06	0.006	0.09	0.42	0.02	0.24	4
A504358	348825	LS05-29	10	12	QFP	0.013	<.001	0.24	1.65	0.008	0.08	0.42	0.03	0.22	8
A504358	348827	LS05-29	12	14	QFP	0.01	0.001	0.23	0.4	0.011	0.06	0.4	0.04	0.24	4
A504358	348828	LS05-29	14	16	QFP	0.024	0.001	0.24	0.5	0.011	0.06	0.41	0.04	0.28	16
A504358	348829	LS05-29	16	18	QFP	0.016	<.001	0.22	0.33	0.01	0.06	0.46	0.05	0.31	15
A504358	348830	LS05-29	18	20	QFP	0.009	0.001	0.21	0.3	0.011	0.05	0.35	0.04	0.25	11
A504358	348831	LS05-29	20	22	QFP	0.019	<.001	0.19	0.27	0.011	0.07	0.43	0.05	0.32	14
A504358	348832	LS05-29	22	24	QFP	0.008	<.001	0.22	0.44	0.008	0.08	0.5	0.03	0.4	4
A504358	348833	LS05-29	24	26	QFP	0.01	<.001	0.23	1.13	0.006	0.07	0.47	0.02	0.38	6
A504358	348834	LS05-29	26	28	QFP	0.007	<.001	0.15	0.4	0.007	0.06	0.5	0.03	0.38	7
A504358	348835	LS05-29	28	30	QFP	0.013	0.001	0.2	0.3	0.006	0.06	0.47	0.04	0.31	9

ACME File	Sample Numer	Hole	From	To	Lith	Mo%	Cu%	Fe%	Ca%	P%	Mg%	Al%	Na%	K%	Re ppb
A504358	348836	LS05-29	30	32	QFP	0.02	<.001	0.21	0.52	0.016	0.11	0.52	0.03	0.3	13
A504358	348837	LS05-29	32	34	QFP	0.018	<.001	0.16	0.55	0.007	0.08	0.5	0.03	0.31	8
A504358	348838	LS05-29	34	36	QFP	0.021	<.001	0.23	0.83	0.01	0.08	0.55	0.03	0.29	10
A504358	348839	LS05-29	36	38	QFP	0.022	<.001	0.23	0.37	0.008	0.06	0.53	0.04	0.36	13
A504358	348840	LS05-29	38	40	QFP	0.016	0.002	0.17	0.35	0.01	0.06	0.5	0.04	0.3	8
A504358	348841	LS05-29	40	42	QFP	0.017	<.001	0.23	0.97	0.013	0.07	0.46	0.04	0.23	15
A504358	348842	LS05-29	42	44	QFP	0.018	0.001	0.2	0.65	0.009	0.05	0.39	0.03	0.29	14
A504358	348843	LS05-29	44	46	QFP	0.014	<.001	0.18	0.44	0.01	0.07	0.5	0.04	0.33	7
A504358	348844	LS05-29	46	48	QFP	0.024	<.001	0.22	0.43	0.009	0.06	0.46	0.03	0.34	15
A504358	348845	LS05-29	48	50	QFP	0.023	<.001	0.25	0.38	0.006	0.07	0.45	0.04	0.27	15
A504358	348846	LS05-29	50	52	QFP	0.009	<.001	0.18	0.41	0.01	0.05	0.46	0.04	0.27	3
A504358	348848	LS05-29	52	54	QFP	0.02	0.001	0.24	1.03	0.006	0.05	0.4	0.03	0.25	9
A504358	348849	LS05-29	54	56	QFP	0.027	<.001	0.2	0.8	0.005	0.03	0.47	0.02	0.45	11
A504358	348850	LS05-29	56	58	QFP	0.098	<.001	0.24	4.27	0.003	0.07	0.29	<.01	0.19	76
A504358	348851	LS05-29	58	60	QFP	0.023	<.001	0.21	0.67	0.012	0.05	0.37	0.02	0.23	16
A504358	348852	LS05-29	60	62	QFP	0.018	<.001	0.16	1.01	0.01	0.11	0.53	0.03	0.17	12
A504358	348853	LS05-29	62	64	QFP	0.015	<.001	0.21	0.97	0.009	0.1	0.52	0.02	0.22	8
A504358	348854	LS05-29	64	66	QFP	0.01	<.001	0.19	0.7	0.013	0.14	0.58	0.02	0.18	4
A504358	348855	LS05-29	66	68	QFP	0.059	<.001	0.16	1.01	0.007	0.12	0.58	0.02	0.23	50
A504358	348856	LS05-29	68	70	QFP	0.031	0.002	0.23	2.08	0.008	0.12	0.65	0.01	0.21	22
A504358	348857	LS05-29	70	72	QFP	0.015	0.001	0.17	0.78	0.008	0.05	0.29	0.03	0.19	10
A504358	348858	LS05-29	72	74	QFP	0.028	0.001	0.19	0.64	0.009	0.06	0.3	0.03	0.17	23
A504358	348859	LS05-29	74	76	QFP	0.012	0.001	0.2	0.46	0.009	0.06	0.34	0.03	0.16	9
A504358	348860	LS05-29	76	78	QFP	0.016	0.001	0.25	0.5	0.012	0.07	0.38	0.04	0.16	14
A504358	348861	LS05-29	78	80	QFP	0.007	0.001	0.2	0.69	0.009	0.08	0.39	0.03	0.13	7
A504358	348862	LS05-29	80	82	QFP	0.014	0.001	0.19	3.86	0.01	0.11	0.41	0.02	0.11	8
A504358	348863	LS05-29	82	84	QFP	0.023	0.001	0.22	4.1	0.009	0.12	0.52	0.01	0.18	23
A504358	348864	LS05-29	84	86	QFP	0.015	0.001	0.22	0.76	0.012	0.06	0.28	0.02	0.18	10
A504358	348865	LS05-29	86	88	QFP	0.018	0.001	0.25	1.05	0.01	0.06	0.3	0.03	0.2	14
A504358	348867	LS05-29	88	90	QFP	0.01	0.001	0.3	0.51	0.016	0.08	0.34	0.03	0.21	7
A504358	348868	LS05-29	90	92	QFP	0.052	<.001	0.24	0.46	0.012	0.11	0.31	0.02	0.16	44
A504358	348869	LS05-29	92	94	QFP	0.018	<.001	0.24	0.37	0.013	0.11	0.39	0.03	0.22	7
A504358	348870	LS05-29	94	96	QFP	0.021	<.001	0.22	0.27	0.011	0.13	0.36	0.02	0.23	16
A504358	348871	LS05-29	96	98	QFP	0.054	0.001	0.22	0.57	0.01	0.14	0.4	0.02	0.25	37
A504358	348872	LS05-29	98	100	QFP	0.029	0.001	0.24	0.75	0.011	0.12	0.36	0.02	0.25	18
A504358	348873	LS05-29	100	102	QFP	0.031	<.001	0.21	0.68	0.012	0.07	0.33	0.02	0.24	27
A504358	348874	LS05-29	102	104	QFP	0.04	<.001	0.22	1.67	0.011	0.09	0.35	0.03	0.18	22
A504358	348875	LS05-29	104	106	QFP	0.028	<.001	0.19	4.63	0.013	0.16	0.52	0.02	0.14	22
A504358	348876	LS05-29	106	108	QFP	0.016	0.001	0.18	3.03	0.012	0.16	0.42	0.02	0.12	10
A504358	348877	LS05-29	108	110	QFP	0.018	<.001	0.21	0.52	0.013	0.09	0.34	0.02	0.25	9
A504358	348878	LS05-29	110	112	QFP	0.019	0.001	0.18	0.56	0.01	0.09	0.29	0.02	0.22	11
A504358	348879	LS05-29	112	114	QFP	0.019	0.001	0.2	0.76	0.006	0.07	0.34	0.02	0.25	8
A504358	348880	LS05-29	114	116	QFP	0.037	0.001	0.17	0.7	0.01	0.05	0.29	0.01	0.23	34
A504358	348881	LS05-29	116	118	QFP	0.225	0.001	0.21	0.92	0.006	0.05	0.3	0.01	0.22	91
A504358	348882	LS05-29	118	120	QFP	0.145	0.001	0.26	0.73	0.01	0.12	0.35	0.01	0.23	108
A504358	348883	LS05-29	120	122	QFP	0.062	0.001	0.2	0.29	0.008	0.05	0.36	0.02	0.29	40
A504358	348884	LS05-29	122	124	QFP	0.094	0.001	0.17	0.36	0.009	0.05	0.27	0.02	0.2	37
A504358	348885	LS05-29	124	126	QFP	0.123	0.002	0.22	0.3	0.01	0.02	0.28	0.02	0.26	74
A504358	348886	LS05-29	126	128	QFP	0.057	0.001	0.19	0.46	0.008	0.06	0.3	0.02	0.2	33
A504358	348887	LS05-29	128	130	QFP	0.026	<.001	0.2	0.55	0.01	0.07	0.37	0.03	0.18	20
A504358	348889	LS05-29	132	134	QFP	0.07	0.001	0.18	0.88	0.016	0.08	0.53	0.01	0.22	30
A504358	348890	LS05-29	134	136	QFP	0.039	0.001	0.24	1.02	0.017	0.08	0.5	0.01	0.28	19
A504358	348891	LS05-29	136	138	QFP	0.058	0.001	0.23	0.52	0.011	0.06	0.45	0.02	0.29	37
A504358	348892	LS05-29	138	140	QFP	0.035	0.001	0.22	0.58	0.013	0.07	0.42	0.02	0.27	22
A504358	348893	LS05-29	140	142	QFP	0.042	0.001	0.22	0.65	0.009	0.13	0.46	0.01	0.31	18
A504358	348894	LS05-29	142	144	QFP	0.036	0.001	0.26	0.76	0.011	0.1	0.39	0.01	0.3	22

ACME File	Sample Numer	Hole	From	To	Lith	Mo%	Cu%	Fe%	Ca%	P%	Mg%	Al%	Na%	K%	Re ppb
A504358	348895	LS05-29	144	146	QFP	0.039	0.001	0.27	0.62	0.013	0.08	0.48	0.02	0.37	26
A504358	348896	LS05-29	146	148	QFP	0.05	0.001	0.2	0.37	0.012	0.06	0.41	0.02	0.32	28
A504358	348897	LS05-29	148	150	QFP	0.035	0.002	0.2	0.77	0.011	0.07	0.44	<.01	0.25	22
A504358	348898	LS05-29	150	152	QFP	0.102	0.002	0.24	0.48	0.013	0.06	0.37	<.01	0.3	61
A504358	348899	LS05-29	152	154	QFP	0.062	0.001	0.21	0.65	0.01	0.07	0.38	<.01	0.29	30
A504358	348900	LS05-29	152	154	QFP	0.078	0.003	0.21	0.42	0.011	0.07	0.37	<.01	0.29	53
A504358	348901	LS05-29	154	156	QFP	0.059	0.004	0.25	0.86	0.008	0.09	0.43	<.01	0.35	31
A504358	348902	LS05-29	156	158	QFP	0.045	0.002	0.22	0.81	0.014	0.13	0.45	0.02	0.22	21
A504358	348903	LS05-29	158	160	QFP	0.034	0.001	0.25	0.91	0.019	0.06	0.38	0.03	0.23	18
A504358	348904	LS05-29	160	162	QFP	0.142	<.001	0.29	0.69	0.019	0.06	0.47	0.03	0.26	80
A504358	348905	LS05-29	162	164	QFP	0.201	<.001	0.21	0.63	0.015	0.07	0.38	0.02	0.28	111
A504358	348906	LS05-29	164	166	QFP	0.038	0.001	0.3	0.55	0.014	0.12	0.56	0.03	0.25	21
A504358	348907	LS05-29	166	168	QFP	0.062	0.001	0.25	1.02	0.018	0.13	0.67	0.03	0.24	39
A504358	348908	LS05-29	168	170	QFP	0.039	0.001	0.24	0.86	0.014	0.11	0.63	0.01	0.21	19
A504358	348909	LS05-29	170	172	QFP	0.05	<.001	0.15	0.78	0.014	0.09	0.41	0.01	0.2	34
A504358	348911	LS05-29	172	174	QFP	0.138	0.001	0.18	0.71	0.007	0.07	0.36	0.01	0.25	81
A504358	348912	LS05-29	174	176	QFP	0.167	<.001	0.27	1.28	0.01	0.08	0.39	0.02	0.31	105
A504358	348913	LS05-29	176	178	QFP	0.028	<.001	0.23	0.38	0.015	0.07	0.41	0.03	0.34	13
A504358	348914	LS05-29	178	180	QFP	0.038	<.001	0.18	0.26	0.014	0.05	0.38	0.02	0.3	22
A504358	348915	LS05-29	180	182	QFP	0.031	0.001	0.17	0.45	0.012	0.03	0.32	0.02	0.27	16
A504358	348916	LS05-29	182	184	QFP	0.024	0.001	0.18	0.99	0.009	0.04	0.29	0.01	0.19	11
A504358	348917	LS05-29	184	186	QFP	0.03	0.001	0.23	0.41	0.009	0.03	0.34	0.02	0.31	13
A504358	348918	LS05-29	186	188.06	QFP	0.056	0.001	0.17	0.47	0.008	0.04	0.3	0.01	0.25	28
A504741	348919	LS05-30	3.1	5	QFP	0.001	0.001	0.23	0.06	0.009	0.09	0.34	0.03	0.19	1
A504741	348920	LS05-30	5	7	QFP	0.002	0.001	0.22	0.15	0.011	0.05	0.3	0.08	0.22	<1
A504741	348921	LS05-30	7	9	QFP	0.001	0.001	0.18	0.05	0.009	0.05	0.23	0.03	0.2	1
A504741	348922	LS05-30	9	11	QFP	0.008	0.001	0.18	0.09	0.009	0.03	0.23	0.01	0.2	2
A504741	348923	LS05-30	11	13	QFP	0.025	0.001	0.21	0.1	0.009	0.03	0.24	<.01	0.21	10
A504741	348924	LS05-30	13	15	QFP	0.015	0.001	0.19	0.11	0.009	0.05	0.29	<.01	0.21	2
A504741	348925	LS05-30	15	17	QFP	0.01	0.001	0.17	0.16	0.013	0.04	0.25	0.01	0.2	2
A504741	348926	LS05-30	17	19	QFP	0.007	0.001	0.18	0.12	0.012	0.04	0.28	0.05	0.22	1
A504741	348927	LS05-30	19	21	QFP	0.003	0.001	0.19	0.17	0.005	0.05	0.26	<.01	0.19	1
A504741	348928	LS05-30	21	23	QFP	0.005	0.001	0.22	0.06	0.006	0.05	0.33	<.01	0.31	1
A504741	348929	LS05-30	23	25	QFP	0.003	0.001	0.19	0.08	0.009	0.05	0.28	<.01	0.22	<1
A504741	348931	LS05-30	25	27	QFP	0.018	0.001	0.18	0.05	0.007	0.03	0.26	0.02	0.24	5
A504741	348932	LS05-30	27	29	QFP	0.034	0.001	0.21	0.08	0.006	0.03	0.26	0.02	0.27	10
A504741	348933	LS05-30	29	31	QFP	0.014	0.001	0.17	0.05	0.007	0.03	0.22	<.01	0.21	7
A504741	348934	LS05-30	31	33	QFP	0.041	0.001	0.2	0.08	0.007	0.02	0.25	<.01	0.24	23
A504741	348935	LS05-30	33	35	QFP	0.134	0.001	0.21	0.1	0.005	0.02	0.21	<.01	0.23	71
A504741	348936	LS05-30	35	37	QFP	0.422	0.001	0.26	0.14	0.006	0.01	0.18	<.01	0.23	219
A504741	348937	LS05-30	37	39	QFP	0.03	<.001	0.21	0.16	0.01	0.02	0.3	0.06	0.26	22
A504741	348938	LS05-30	39	41	QFP	0.061	<.001	0.21	0.12	0.008	0.02	0.24	<.01	0.24	32
A504741	348939	LS05-30	41	43	QFP	0.02	<.001	0.17	0.23	0.01	0.03	0.25	<.01	0.23	16
A504741	348940	LS05-30	43	45	QFP	0.11	<.001	0.17	0.22	0.012	0.03	0.23	<.01	0.22	76
A504741	348941	LS05-30	45	47	QFP	0.053	<.001	0.17	0.32	0.012	0.03	0.23	0.01	0.19	47
A504741	348942	LS05-30	47	49	QFP	0.043	<.001	0.18	0.44	0.01	0.03	0.28	<.01	0.23	29
A504741	348943	LS05-30	49	51	QFP	0.044	<.001	0.18	1.2	0.011	0.04	0.26	0.05	0.19	29
A504741	348944	LS05-30	51	53	QFP	0.038	<.001	0.18	1.18	0.014	0.09	0.48	0.07	0.18	25
A504741	348945	LS05-30	53	55	QFP	0.044	<.001	0.18	0.39	0.009	0.02	0.23	0.01	0.23	27
A504741	348946	LS05-30	55	57	QFP	0.052	<.001	0.13	0.47	0.011	0.03	0.22	<.01	0.17	27
A504741	348947	LS05-30	57	59	QFP	0.086	<.001	0.15	0.54	0.014	0.05	0.29	<.01	0.19	48
A504741	348948	LS05-30	59	61	QFP	0.083	<.001	0.17	0.28	0.011	0.04	0.27	0.05	0.23	68
A504741	348949	LS05-30	61	63	QFP	0.076	<.001	0.23	0.4	0.01	0.04	0.27	0.04	0.22	41
A504741	348951	LS05-30	63	65	QFP	0.177	0.001	0.17	0.32	0.014	0.11	0.38	0.03	0.15	126
A504741	348952	LS05-30	65	67	QFP	0.082	0.001	0.2	0.48	0.016	0.06	0.35	0.06	0.23	56
A504741	348953	LS05-30	67	69	QFP	0.082	0.001	0.18	0.53	0.015	0.04	0.28	<.01	0.21	72

ACME File	Sample Numer	Hole	From	To	Lith	Mo%	Cu%	Fe%	Ca%	P%	Mg%	Al%	Na%	K%	Re ppb
A504741	348954	LS05-30	69	71	QFP	0.077	0.001	0.21	0.3	0.014	0.07	0.33	0.01	0.23	74
A504741	348955	LS05-30	71	73	QFP	0.079	0.001	0.21	3.88	0.011	0.07	0.32	0.04	0.17	74
A504741	348956	LS05-30	73	75	QFP	0.09	<.001	0.2	8.29	0.011	0.07	0.25	0.04	0.16	75
A504741	348957	LS05-30	75	77	QFP	0.108	<.001	0.21	0.46	0.012	0.04	0.3	0.04	0.22	70
A504741	348958	LS05-30	77	79	QFP	0.176	<.001	0.2	0.44	0.011	0.05	0.31	0.06	0.23	170
A504741	348959	LS05-30	79	81	QFP	0.061	<.001	0.18	0.8	0.013	0.13	0.52	0.07	0.19	53
A504741	348960	LS05-30	81	83	QFP	0.079	<.001	0.21	0.44	0.015	0.03	0.3	<.01	0.19	90
A504741	348961	LS05-30	83	85	QFP	0.114	<.001	0.18	0.39	0.014	0.02	0.24	0.1	0.2	133
A504741	348962	LS05-30	85	87	QFP	0.383	<.001	0.2	0.31	0.014	0.03	0.28	0.05	0.21	436
A504741	348963	LS05-30	87	89	QFP	0.052	<.001	0.21	0.45	0.014	0.03	0.28	0.03	0.2	66
A504741	348964	LS05-30	89	91	QFP	0.043	<.001	0.22	0.45	0.013	0.03	0.33	0.07	0.23	31
A504741	348965	LS05-30	91	93	QFP	0.062	<.001	0.17	0.75	0.011	0.07	0.4	0.05	0.18	40
A504741	348966	LS05-30	93	95	QFP	0.103	<.001	0.18	0.33	0.012	0.03	0.28	0.05	0.18	80
A504741	348967	LS05-30	95	97	QFP	0.058	<.001	0.23	0.61	0.014	0.06	0.35	0.08	0.19	35
A504741	348968	LS05-30	97	99	QFP	0.085	<.001	0.19	0.67	0.014	0.05	0.32	0.05	0.23	60
A504741	348969	LS05-30	99	101	QFP	0.081	<.001	0.2	0.63	0.015	0.06	0.33	0.05	0.19	83
A504741	348971	LS05-30	101	103	QFP	0.123	<.001	0.22	0.59	0.015	0.05	0.32	0.03	0.2	123
A504741	348972	LS05-30	103	105	QFP	0.089	<.001	0.23	0.8	0.014	0.06	0.35	<.01	0.21	99
A504741	348973	LS05-30	105	107	QFP	0.214	<.001	0.21	0.9	0.014	0.03	0.27	0.06	0.22	208
A504741	348974	LS05-30	107	109	QFP	0.045	<.001	0.2	0.32	0.015	0.06	0.32	0.06	0.19	48
A504741	348975	LS05-30	109	111	QFP	0.109	<.001	0.2	0.63	0.015	0.05	0.31	0.04	0.19	116
A504741	348976	LS05-30	111	113	QFP	0.045	0.001	0.2	0.63	0.013	0.09	0.46	0.09	0.2	64
A504741	348977	LS05-30	113	115	QFP	0.079	<.001	0.21	0.75	0.014	0.09	0.4	0.07	0.18	101
A504741	348978	LS05-30	115	117	QFP	0.188	<.001	0.19	1.08	0.017	0.1	0.48	0.04	0.17	242
A504741	348979	LS05-30	117	119	QFP	0.066	0.001	0.2	0.64	0.014	0.07	0.38	<.01	0.14	44
A504741	348980	LS05-30	119	121	QFP	0.073	0.001	0.26	0.5	0.018	0.13	0.41	0.1	0.23	58
A504741	348981	LS05-30	121	123	QFP	0.058	0.001	0.26	0.44	0.019	0.23	0.5	0.07	0.25	65
A504741	348982	LS05-30	123	125	QFP	0.042	0.001	0.27	5.54	0.014	0.27	0.58	<.01	0.13	38
A504741	348983	LS05-30	125	127	QFP	0.111	0.002	0.45	0.36	0.02	0.28	0.61	0.01	0.21	122
A504741	348984	LS05-30	127	129	QFP	0.071	0.001	0.37	0.34	0.017	0.2	0.38	0.04	0.18	62
A504741	348985	LS05-30	129	131	QFP	0.138	0.001	0.36	0.25	0.013	0.15	0.33	0.05	0.21	152
A504741	348986	LS05-30	131	133	QFP	0.124	0.001	0.31	0.24	0.014	0.16	0.3	0.05	0.17	155
A504741	348987	LS05-30	133	135	QFP	0.08	0.001	0.34	0.15	0.015	0.15	0.3	0.06	0.26	87
A504741	348988	LS05-30	135	137	QFP	0.058	0.001	0.31	0.06	0.015	0.18	0.33	0.02	0.25	71
A504741	348989	LS05-30	137	139	QFP	0.064	0.001	0.3	0.12	0.013	0.16	0.3	0.06	0.27	52
A504741	348991	LS05-30	139	141	QFP	0.034	0.001	0.33	0.24	0.013	0.2	0.39	0.06	0.27	23
A504741	348992	LS05-30	141	143	QFP	0.182	0.001	0.33	0.24	0.021	0.25	0.37	0.07	0.26	204
A504741	348993	LS05-30	143	145	QFP	0.035	0.001	0.37	0.2	0.019	0.25	0.44	0.08	0.31	18
A504741	348994	LS05-30	145	147	QFP	0.041	0.001	0.28	0.17	0.017	0.16	0.33	0.07	0.29	27
A504741	348995	LS05-30	147	149	QFP	0.069	0.001	0.3	0.56	0.018	0.17	0.45	0.1	0.22	63
A504741	348996	LS05-30	149	151	QFP	0.061	0.001	0.29	0.18	0.017	0.19	0.34	0.04	0.25	48
A504741	348997	LS05-30	151	153	QFP	0.048	<.001	0.33	0.26	0.017	0.18	0.39	0.03	0.28	32
A504741	348998	LS05-30	153	155	QFP	0.173	<.001	0.26	0.4	0.011	0.08	0.31	0.04	0.19	141
A504741	348999	LS05-30	155	157	QFP	0.063	0.001	0.33	0.38	0.013	0.06	0.33	0.11	0.23	41
A504741	349000	LS05-30	157	159	QFP	0.144	0.001	0.25	0.61	0.015	0.06	0.3	0.07	0.2	99
A504741	349001	LS05-30	159	161	QFP	0.061	0.002	0.3	0.51	0.015	0.06	0.32	0.02	0.24	37
A504741	349002	LS05-30	161	163	QFP	0.081	0.001	0.24	0.33	0.013	0.1	0.34	0.04	0.2	74
A504741	349003	LS05-30	163	165	QFP	0.064	<.001	0.29	0.21	0.019	0.17	0.34	0.01	0.24	51
A504741	349004	LS05-30	165	167	QFP	0.096	0.001	0.33	0.19	0.016	0.21	0.41	0.09	0.3	81
A504741	349005	LS05-30	167	169	QFP	0.062	0.001	0.29	0.18	0.019	0.2	0.34	0.05	0.27	44
A504741	349006	LS05-30	169	171	QFP	0.058	0.001	0.35	0.24	0.013	0.22	0.41	0.02	0.31	35
A504741	349007	LS05-30	171	172.8	QFP	0.069	0.001	0.32	0.4	0.014	0.23	0.41	0.03	0.25	56
A504797	349059	LS05-31	1.5	4	QFP	0.013	<.001	0.22	0.07	0.014	0.04	0.31	0.08	0.23	<1
A504797	349060	LS05-31	4	6	QFP	0.026	<.001	0.19	0.06	0.014	0.04	0.25	0.01	0.19	8
A504797	349061	LS05-31	6	8	QFP	0.049	<.001	0.16	0.17	0.013	0.04	0.2	0.01	0.18	26
A504797	349062	LS05-31	8	10	QFP	0.123	<.001	0.27	0.47	0.016	0.07	0.31	0.04	0.23	90

ACME File	Sample Numer	Hole	From	To	Lith	Mo%	Cu%	Fe%	Ca%	P%	Mg%	Al%	Na%	K%	Re ppb
A504797	349063	LS05-31	10	12	QFP	0.056	<.001	0.29	0.46	0.017	0.05	0.25	<.01	0.22	51
A504797	349064	LS05-31	12	14	QFP	0.099	0.001	0.36	0.51	0.017	0.07	0.28	0.04	0.22	93
A504797	349065	LS05-31	14	16	QFP	0.201	0.001	0.32	0.65	0.017	0.09	0.35	0.01	0.18	196
A504797	349066	LS05-31	16	18	QFP	0.142	<.001	0.32	0.9	0.019	0.17	0.56	<.01	0.19	129
A504797	349067	LS05-31	18	20	QFP	0.281	<.001	0.28	0.51	0.015	0.09	0.39	<.01	0.18	333
A504797	349068	LS05-31	20	22	QFP	0.193	<.001	0.26	0.61	0.01	0.07	0.33	0.02	0.21	226
A504797	349069	LS05-31	22	24	QFP	0.221	<.001	0.27	0.43	0.01	0.06	0.28	0.01	0.2	140
A504797	349071	LS05-31	24	26	QFP	0.685	<.001	0.22	0.5	0.009	0.04	0.18	<.01	0.15	660
A504797	349072	LS05-31	26	28	QFP	0.223	<.001	0.22	0.28	0.01	0.04	0.17	<.01	0.18	215
A504797	349073	LS05-31	28	30	QFP	0.694	<.001	0.19	0.31	0.009	0.02	0.14	0.02	0.12	538
A504797	349074	LS05-31	30	32	QFP	0.048	<.001	0.19	0.6	0.018	0.08	0.33	<.01	0.18	37
A504797	349075	LS05-31	32	34	QFP	0.136	<.001	0.19	0.55	0.007	0.05	0.29	<.01	0.17	103
A504797	349076	LS05-31	34	36	QFP	0.11	<.001	0.18	0.25	0.013	0.03	0.22	0.03	0.22	87
A504797	349077	LS05-31	36	38	QFP	0.065	<.001	0.22	0.26	0.014	0.04	0.23	<.01	0.19	53
A504797	349078	LS05-31	38	40	QFP	0.042	<.001	0.17	0.32	0.016	0.04	0.22	0.02	0.17	35
A504797	349079	LS05-31	40	42	QFP	0.011	<.001	0.16	0.31	0.012	0.03	0.19	<.01	0.16	7
A504797	349080	LS05-31	42	44	QFP	0.03	<.001	0.19	0.33	0.013	0.02	0.22	0.04	0.22	25
A504797	349081	LS05-31	44	46	QFP	0.078	<.001	0.16	0.28	0.009	0.02	0.18	0.04	0.19	63
A504797	349082	LS05-31	46	48	QFP	0.093	<.001	0.19	0.29	0.008	0.03	0.21	0.01	0.18	84
A504797	349083	LS05-31	48	50	QFP	0.1	<.001	0.19	0.13	0.005	0.03	0.21	<.01	0.18	91
A504797	349084	LS05-31	50	52	QFP	0.177	<.001	0.16	0.27	0.011	0.06	0.24	<.01	0.18	168
A504797	349085	LS05-31	52	54	QFP	0.101	<.001	0.17	0.21	0.006	0.05	0.23	<.01	0.2	63
A504797	349086	LS05-31	54	56	QFP	0.137	<.001	0.18	0.33	0.008	0.08	0.26	<.01	0.15	115
A504797	349087	LS05-31	56	58	QFP	0.024	<.001	0.19	0.29	0.008	0.06	0.23	<.01	0.15	15
A504797	349088	LS05-31	58	60	QFP	0.032	<.001	0.16	0.27	0.003	0.05	0.19	<.01	0.14	28
A504797	349089	LS05-31	60	62	QFP	0.014	<.001	0.18	0.51	0.008	0.04	0.16	<.01	0.14	9
A504797	349091	LS05-31	62	64	QFP	0.007	0.002	0.28	0.4	0.007	0.06	0.29	<.01	0.21	5
A504797	349092	LS05-31	64	66	QFP	0.211	0.001	0.22	0.27	0.004	0.05	0.26	0.03	0.17	149
A504797	349093	LS05-31	66	68	QFP	0.015	0.001	0.21	0.35	0.01	0.06	0.28	<.01	0.22	13
A504797	349094	LS05-31	68	70	QFP	0.027	0.001	0.19	0.35	0.007	0.05	0.28	0.06	0.19	18
A504797	349095	LS05-31	70	72	QFP	0.299	0.001	0.24	0.44	0.012	0.05	0.26	<.01	0.2	543
A504797	349096	LS05-31	72	74	QFP	0.026	0.001	0.25	0.54	0.013	0.1	0.38	0.01	0.21	30
A504797	349097	LS05-31	74	76	QFP	0.013	0.001	0.22	0.56	0.007	0.08	0.31	<.01	0.17	6
A504797	349098	LS05-31	76	78.3	QFP	0.009	0.001	0.24	1.18	0.011	0.08	0.27	<.01	0.16	4
A504797	349099	LS05-32	9.4	11	QFP	0.048	<.001	0.49	0.45	0.011	0.21	0.42	<.01	0.17	57
A504797	349100	LS05-32	11	13	QFP	0.208	0.001	0.2	0.74	0.007	0.06	0.22	<.01	0.22	187
A504797	349101	LS05-32	13	15	QFP	0.254	<.001	0.2	0.23	0.007	0.05	0.2	0.05	0.16	281
A504797	349102	LS05-32	15	17	QFP	0.175	0.001	0.2	0.27	0.007	0.11	0.31	0.02	0.18	219
A504797	349103	LS05-32	17	19	QFP	0.088	0.001	0.21	0.29	0.013	0.13	0.32	0.06	0.18	109
A504797	349104	LS05-32	19	21	QFP	0.07	0.001	0.29	0.48	0.014	0.07	0.36	0.05	0.18	74
A504797	349105	LS05-32	21	23	QFP	0.123	<.001	0.27	0.61	0.014	0.08	0.34	0.04	0.18	143
A504797	349106	LS05-32	23	25	QFP	0.036	0.001	0.29	0.6	0.017	0.15	0.53	<.01	0.22	39
A504797	349107	LS05-32	25	27	QFP	0.054	0.002	0.32	0.68	0.018	0.06	0.33	0.02	0.23	56
A504797	349108	LS05-32	27	29	QFP	0.121	<.001	0.21	0.25	0.01	0.13	0.27	0.03	0.2	102
A504797	349110	LS05-32	29	31	QFP	0.057	0.001	0.23	0.49	0.015	0.05	0.27	<.01	0.19	55
A504797	349111	LS05-32	31	33	QFP	0.07	<.001	0.23	0.44	0.012	0.03	0.24	0.03	0.2	95
A504797	349112	LS05-32	33	35	QFP	0.08	<.001	0.23	0.33	0.012	0.07	0.29	<.01	0.19	85
A504797	349113	LS05-32	35	37	QFP	0.062	<.001	0.19	0.33	0.009	0.04	0.25	0.05	0.19	55
A504797	349114	LS05-32	37	39	QFP	0.287	0.001	0.18	0.22	0.009	0.04	0.22	0.03	0.2	296
A504797	349115	LS05-32	39	41	QFP	0.082	<.001	0.23	0.28	0.011	0.04	0.31	0.06	0.25	86
A504797	349116	LS05-32	41	43	QFP	0.076	<.001	0.18	0.25	0.008	0.06	0.23	0.01	0.23	67
A504797	349117	LS05-32	43	45	QFP	0.047	0.001	0.23	0.31	0.014	0.04	0.26	0.07	0.21	34
A504797	349118	LS05-32	45	47	QFP	0.026	<.001	0.23	0.23	0.015	0.09	0.31	0.04	0.2	27
A504797	349119	LS05-32	47	49	QFP	0.047	<.001	0.21	0.33	0.01	0.09	0.33	0.04	0.23	39
A504797	349121	LS05-32	49	51	QFP	0.027	<.001	0.22	0.39	0.014	0.12	0.42	0.03	0.22	27
A504797	349122	LS05-32	51	53	QFP	0.059	0.001	0.15	1.01	0.01	0.04	0.19	0.06	0.14	46

ACME File	Sample Numer	Hole	From	To	Lith	Mo%	Cu%	Fe%	Ca%	P%	Mg%	Al%	Na%	K%	Re ppb
A504797	349123	LS05-32	53	55	QFP	0.072	0.001	0.27	1.88	0.009	0.06	0.28	<.01	0.2	46
A504797	349124	LS05-32	55	57	QFP	0.029	<.001	0.18	0.74	0.015	0.06	0.28	<.01	0.18	15
A504797	349125	LS05-32	57	59	QFP	0.041	0.001	0.24	0.97	0.01	0.05	0.24	<.01	0.23	46
A504797	349126	LS05-32	59	61	QFP	0.039	0.001	0.23	0.6	0.012	0.02	0.19	<.01	0.2	43
A504797	349127	LS05-32	61	63.04	QFP	0.031	0.001	0.24	0.49	0.011	0.03	0.22	<.01	0.22	14
A504975	614886	LS05-33	8	10	TUFF	0.016	0.002	0.87	0.21	0.036	0.46	0.78	0.08	0.33	3
A504975	614887	LS05-33	10	12	TUFF	0.064	0.004	1.34	0.15	0.018	0.42	0.8	0.06	0.42	38
A504975	614888	LS05-33	12	14	TUFF	0.016	0.002	1.16	0.14	0.019	0.39	0.66	0.07	0.29	17
A504975	614889	LS05-33	14	16	TUFF	0.015	0.004	1.82	0.13	0.04	0.43	0.72	0.11	0.4	9
A504975	614891	LS05-33	16	18	TUFF	0.022	0.004	1.74	0.13	0.041	0.39	0.82	0.07	0.48	17
A504975	614892	LS05-33	18	20	TUFF	0.047	0.005	1.4	0.17	0.024	0.36	0.84	0.09	0.47	34
A504975	614893	LS05-33	20	22	TUFF	0.016	0.003	1.03	0.1	0.017	0.33	0.62	0.08	0.29	14
A504975	614894	LS05-33	22	24	TUFF	0.058	0.003	0.85	0.32	0.025	0.37	0.72	0.13	0.38	35
A504975	614895	LS05-33	24	26	TUFF	0.105	0.006	1.49	0.3	0.018	0.35	0.74	0.11	0.41	64
A504975	614896	LS05-33	26	28	TUFF	0.136	0.011	1.32	0.32	0.057	0.39	0.72	0.12	0.38	84
A504975	614897	LS05-33	28	30	QFP-TUFF	0.073	0.005	0.62	0.15	0.01	0.25	0.61	0.06	0.4	57
A504975	614898	LS05-33	30	32	TUFF	0.057	0.005	1.03	0.47	0.012	0.29	0.61	0.05	0.34	40
A504975	614899	LS05-33	32	34	TUFF	0.106	0.006	1.47	0.38	0.019	0.29	0.7	0.05	0.43	91
A504975	614900	LS05-33	34	36	TUFF-QFP	0.08	0.004	1.4	0.64	0.018	0.19	0.6	0.05	0.37	53
A504975	614901	LS05-33	36	38	TUFF-QFP	0.124	0.003	1.04	0.87	0.024	0.1	0.57	0.04	0.33	85
A504975	614902	LS05-33	38	40	TUFF-DYKE	0.072	0.004	2.15	2.08	0.028	0.78	1.08	0.07	0.72	58
A504975	614903	LS05-33	40	42	TUFF	0.089	0.005	0.65	0.62	0.014	0.3	0.49	0.09	0.32	76
A504975	614904	LS05-33	42	44	TUFF	0.066	0.004	0.71	1.15	0.014	0.19	0.46	0.1	0.23	43
A504975	614905	LS05-33	44	46	TUFF	0.075	0.002	0.62	1.14	0.01	0.12	0.52	0.07	0.28	48
A504975	614906	LS05-33	46	48	TUFF	0.055	0.004	0.71	1.01	0.017	0.15	0.65	0.11	0.33	35
A504975	614907	LS05-33	48	50	TUFF	0.067	0.004	1.25	1.32	0.03	0.27	0.9	0.07	0.37	40
A504975	614908	LS05-33	50	52	TUFF	0.057	0.008	2	0.79	0.006	0.45	1.11	0.06	0.6	30
A504975	614909	LS05-33	52	54	TUFF	0.236	0.003	0.74	3.27	0.015	0.18	0.6	0.06	0.22	155
A504975	614911	LS05-33	54	56	TUFF-FAULT	0.086	0.006	1.63	1.02	0.013	0.62	1.45	0.03	0.45	45
A504975	614912	LS05-33	56	58	TUFF	0.059	0.003	0.56	1.17	0.058	0.41	0.87	0.09	0.26	31
A504975	614913	LS05-33	58	60	TUFF	0.115	0.003	0.51	0.69	0.012	0.36	0.78	0.11	0.32	45
A504975	614914	LS05-33	60	62	TUFF	0.09	0.003	0.61	0.65	0.025	0.46	0.87	0.15	0.39	52
A504975	614915	LS05-33	62	64	TUFF	0.05	0.004	0.85	0.53	0.013	0.66	1.07	0.11	0.51	37
A504975	614916	LS05-33	64	66	TUFF	0.091	0.006	0.84	0.4	0.04	0.57	0.96	0.12	0.54	56
A504975	614917	LS05-33	66	68	TUFF	0.09	0.006	0.98	0.71	0.036	0.56	1.04	0.13	0.49	60
A504975	614918	LS05-33	68	70	TUFF	0.091	0.007	1.61	0.17	0.014	0.53	1.44	0.12	0.89	57
A504975	614919	LS05-33	70	72	TUFF	0.088	0.009	1.69	0.31	0.005	0.59	1.26	0.11	0.68	42
A504975	614920	LS05-33	72	74	TUFF-GRPP	0.082	0.003	0.9	0.32	0.013	0.53	0.91	0.08	0.47	53
A504975	614921	LS05-33	74	76	GRPP	0.063	0.002	0.51	1.12	0.027	0.36	0.58	0.03	0.22	42
A504975	614922	LS05-33	76	78	GRPP	0.061	0.004	0.48	0.63	0.048	0.34	0.63	0.06	0.28	37
A504975	614923	LS05-33	78	80	GRPP-TUFF	0.176	0.002	0.4	1.05	0.019	0.25	0.65	0.01	0.23	97
A504975	614924	LS05-33	80	82	GRPP-TUFF	0.055	0.002	0.52	0.56	0.052	0.46	0.74	0.05	0.3	29
A504975	614925	LS05-33	82	84	TUFF	0.067	0.001	0.45	1	0.118	0.41	0.76	0.04	0.37	37
A504975	614926	LS05-33	84	86	TUFF-GRPP	0.156	0.003	0.57	0.59	0.053	0.42	0.69	0.08	0.33	80
A504975	614927	LS05-33	86	88	GRPP-TUFF	0.057	0.001	0.97	0.29	0.024	0.6	0.91	0.11	0.5	32
A504975	614928	LS05-33	88	90	TUFF	0.042	0.004	1.06	0.98	0.029	0.47	1.03	0.03	0.51	24
A504975	614929	LS05-33	90	92	TUFF	0.078	0.001	0.35	1.08	0.013	0.28	0.66	0.09	0.26	37
A504975	614931	LS05-33	92	94	TUFF-QFP	0.043	0.001	0.48	1.72	0.024	0.14	0.61	0.02	0.26	19
A504975	614932	LS05-33	94	96	TUFF-QFP	0.151	0.001	0.36	0.53	0.013	0.1	0.35	0.04	0.24	68
A504975	614933	LS05-33	96	98	TUFF-QRPP	0.073	0.005	0.83	0.56	0.015	0.27	0.66	0.04	0.32	43
A504975	614934	LS05-33	98	100	GRPP	0.059	0.003	0.77	1.18	0.045	0.24	0.76	0.05	0.28	34
A504975	614935	LS05-33	100	102	GRPP-TUFF	0.084	0.006	1.59	0.65	0.011	0.36	0.92	0.07	0.37	40
A504975	614936	LS05-33	102	104	TUFF	0.061	0.01	1.98	1.21	0.017	0.29	0.99	0.05	0.31	45
A504975	614937	LS05-33	104	106	TUFF	0.063	0.006	2.27	0.37	0.035	0.37	0.92	0.04	0.41	35
A504975	614938	LS05-33	106	108	TUFF	0.073	0.004	2.14	0.89	0.028	0.33	1.03	<.01	0.38	39
A504975	614939	LS05-33	108	110	TUFF	0.089	0.002	2.46	0.83	0.017	0.38	1.31	0.08	0.43	50

ACME File	Sample Numer	Hole	From	To	Lith	Mo%	Cu%	Fe%	Ca%	P%	Mg%	Al%	Na%	K%	Re ppb
A504975	614940	LS05-33	110	112	TUFF	0.05	0.001	2.14	0.6	0.034	0.37	1.09	0.07	0.36	24
A504975	614941	LS05-33	112	114	TUFF	0.028	0.002	2.06	0.54	0.051	0.37	1.15	0.07	0.4	15
A504975	614942	LS05-33	114	116	TUFF	0.029	<.001	2.09	0.38	0.017	0.38	1.38	0.16	0.56	8
A504975	614943	LS05-33	116	117.35	TUFF	0.031	0.002	2.36	0.45	0.059	0.4	1.24	0.09	0.46	10
A504712	349128	LS05-34	4	6	QFPB	0.005	0.002	0.46	0.01	0.004	0.03	0.2	0.02	0.12	<1
A504712	349129	LS05-34	6	8	QFPB	0.002	0.001	0.55	0.08	0.005	0.02	0.23	0.04	0.14	<1
A504712	349130	LS05-34	8	10	QFPB-QFP	0.004	0.001	0.44	0.13	0.006	0.05	0.25	0.02	0.19	1
A504712	349131	LS05-34	10	12	QFP	0.001	0.002	0.58	0.22	0.004	0.07	0.32	0.03	0.21	<1
A504712	349132	LS05-34	12	14	QFP	0.003	0.001	0.56	0.34	0.007	0.05	0.28	0.02	0.19	<1
A504712	349133	LS05-34	14	16	QFP	0.005	0.001	0.9	0.35	0.009	0.02	0.24	0.01	0.2	<1
A504712	349134	LS05-34	16	18	QFP	0.01	0.01	0.63	0.48	0.009	0.17	0.25	0.03	0.17	1
A504712	349135	LS05-34	18	20	QFP	0.004	0.004	0.47	0.2	0.008	0.06	0.25	0.03	0.18	<1
A504712	349136	LS05-34	20	22	QFP	0.006	0.015	0.88	0.55	0.013	0.06	0.29	0.04	0.17	<1
A504712	349137	LS05-34	22	24	QFP	0.007	0.003	0.74	0.41	0.01	0.11	0.26	0.03	0.19	<1
A504712	349138	LS05-34	24	26	QFP	0.02	0.002	0.58	0.7	0.01	0.06	0.29	0.04	0.19	4
A504712	349139	LS05-34	26	28	QFP	0.008	0.004	0.51	0.73	0.01	0.06	0.26	0.03	0.16	<1
A504712	349140	LS05-34	28	30	QFP	0.008	0.003	0.34	0.49	0.005	0.06	0.27	0.02	0.16	<1
A504712	349141	LS05-34	30	32	QFP-QFPB	0.002	0.001	0.2	0.24	0.007	0.04	0.27	0.03	0.16	<1
A504712	349142	LS05-34	32	34	QFPB	0.003	0.002	0.22	0.17	0.006	0.05	0.27	0.03	0.15	<1
A504712	349143	LS05-34	34	36	QFPB	0.004	0.001	0.44	0.21	0.005	0.04	0.28	0.03	0.17	<1
A504712	349144	LS05-34	36	38	QFPB	0.044	0.014	0.65	0.59	0.012	0.06	0.23	0.02	0.15	7
A504712	349145	LS05-34	38	40	QFPB	0.014	0.001	0.49	0.72	0.016	0.17	0.32	0.01	0.17	<1
A504712	349147	LS05-34	40	42	QFPB	0.006	0.002	0.34	0.17	0.007	0.12	0.26	0.02	0.16	1
A504712	349148	LS05-34	42	44	QFPB	0.005	0.001	0.6	0.12	0.008	0.19	0.31	0.01	0.16	1
A504712	349149	LS05-34	44	46	QFPB	0.002	0.001	0.82	0.31	0.013	0.04	0.27	0.02	0.17	<1
A504712	349150	LS05-34	46	48	QFPB	0.002	<.001	0.96	0.3	0.008	0.05	0.28	0.02	0.15	<1
A504712	349151	LS05-34	48	50	QFPB	0.001	<.001	0.77	0.39	0.01	0.04	0.28	0.02	0.17	1
A504712	349152	LS05-34	50	52	QFPB	0.003	<.001	0.94	0.31	0.009	0.07	0.29	0.02	0.17	<1
A504712	349153	LS05-34	52	54	QFPB	0.002	<.001	0.68	0.2	0.008	0.13	0.33	0.03	0.16	2
A504712	349154	LS05-34	54	56	QFPB	0.001	<.001	0.9	0.22	0.008	0.11	0.33	0.03	0.19	<1
A504712	349155	LS05-34	56	58	QFPB	0.002	<.001	1.06	0.21	0.01	0.1	0.35	0.02	0.21	<1
A504712	349156	LS05-34	58	60	QFPB	0.005	<.001	0.81	0.24	0.011	0.12	0.34	0.02	0.18	2
A504712	349157	LS05-34	60	62	QFPB	0.006	<.001	0.85	0.31	0.011	0.08	0.32	0.02	0.19	<1
A504712	349158	LS05-34	62	64	QFPB	0.003	<.001	0.99	0.32	0.011	0.09	0.31	0.02	0.2	1
A504712	349159	LS05-34	64	66	QFPB	0.004	<.001	0.87	0.22	0.013	0.09	0.31	0.02	0.19	<1
A504712	349160	LS05-34	66	68	QFPB	0.006	<.001	0.85	0.25	0.011	0.1	0.46	0.04	0.28	<1
A504712	349161	LS05-34	68	70	QFPB	0.008	0.001	0.86	0.2	0.013	0.12	0.43	0.04	0.25	3
A504712	349162	LS05-34	70	72	QFPB	0.004	0.001	0.77	0.19	0.009	0.1	0.37	0.03	0.23	<1
A504712	349163	LS05-34	72	74	QFPB	0.004	0.001	0.86	0.27	0.011	0.09	0.38	0.04	0.25	<1
A504712	349164	LS05-34	74	76	QFPB	0.002	<.001	0.75	0.4	0.011	0.14	0.46	0.04	0.28	<1
A504712	349165	LS05-34	76	78	QFPB	0.028	0.001	0.71	0.72	0.012	0.27	0.66	0.07	0.39	2
A504712	349166	LS05-34	78	80	QFPB	0.008	0.001	0.63	0.43	0.01	0.2	0.6	0.07	0.32	1
A504712	349168	LS05-34	80	82	QFPB	0.003	0.001	0.95	0.5	0.014	0.15	0.48	0.04	0.27	<1
A504712	349169	LS05-34	82	84	QFPB	0.003	0.001	0.85	0.36	0.01	0.1	0.47	0.06	0.27	<1
A504712	349170	LS05-34	84	86	QFPB	0.004	0.001	0.63	0.27	0.012	0.15	0.59	0.09	0.32	<1
A504712	349171	LS05-34	86	88	QFPB	0.003	0.002	0.93	0.48	0.012	0.1	0.44	0.06	0.23	1
A504712	349172	LS05-34	88	90	QFPB	0.003	0.001	0.63	0.37	0.011	0.16	0.49	0.07	0.24	1
A504712	349173	LS05-34	90	92	QFPB	0.006	0.011	1.07	0.66	0.016	0.14	0.45	0.07	0.23	<1
A504712	349174	LS05-34	92	94	QFPB	0.008	0.002	0.98	0.41	0.009	0.08	0.43	0.04	0.29	<1
A504712	349175	LS05-34	94	96	BRXX	0.005	0.004	1.15	0.81	0.074	0.18	0.58	0.07	0.27	2
A504712	349176	LS05-34	96	98	BRXX	0.006	0.018	1.79	0.38	0.014	0.3	0.78	0.03	0.39	1
A504712	349177	LS05-34	98	100	BRXX	0.004	0.029	2.87	0.43	0.015	0.3	0.72	0.04	0.43	3
A504712	349178	LS05-34	100	102	BRXX	0.009	0.024	2.15	0.34	0.034	0.33	0.87	0.04	0.55	1
A504712	349179	LS05-34	102	104	BRXX	0.011	0.028	1.55	0.59	0.036	0.29	0.59	0.05	0.36	3
A504712	349180	LS05-34	104	106	BRXX	0.011	0.017	2.04	0.67	0.024	0.43	0.78	0.07	0.47	2
A504712	349181	LS05-34	106	108	BRXX	0.004	0.002	2.17	0.49	0.024	0.45	0.73	0.07	0.41	<1

ACME File	Sample Numer	Hole	From	To	Lith	Mo%	Cu%	Fe%	Ca%	P%	Mg%	Al%	Na%	K%	Re ppb
A504712	349182	LS05-34	108	110	BRXX	0.005	0.003	2.6	0.53	0.025	0.48	0.9	0.1	0.48	2
A504712	349183	LS05-34	110	112	BRXX	0.007	0.003	1.93	0.54	0.017	0.47	0.73	0.07	0.44	3
A504712	349184	LS05-34	112	114	BRXX	0.012	0.004	1.79	0.77	0.018	0.28	0.62	0.05	0.37	1
A504712	349185	LS05-34	114	116	BRXX	0.006	0.009	1.99	0.51	0.024	0.37	0.7	0.06	0.43	2
A504712	349186	LS05-34	116	118	BRXX	0.01	0.003	0.96	0.41	0.019	0.28	0.62	0.02	0.41	1
A504712	349188	LS05-34	118	120	BRXX	0.013	0.006	1.12	0.57	0.028	0.45	0.95	0.03	0.61	1
A504712	349189	LS05-34	120	122	BRXX	0.012	0.005	1.34	1.11	0.023	0.2	0.59	0.03	0.28	<1
A504712	349190	LS05-34	122	124	BRXX	0.008	0.012	1.53	1.04	0.023	0.37	0.79	0.07	0.42	2
A504712	349191	LS05-34	124	126	BRXX	0.008	0.008	1.28	0.49	0.025	0.41	0.75	0.1	0.33	<1
A504712	349192	LS05-34	126	128	BRXX	0.011	0.012	1.29	0.49	0.025	0.36	0.43	0.05	0.14	1
A504712	349193	LS05-34	128	130.15	BRXX	0.013	0.008	1.36	0.46	0.019	0.32	0.51	0.05	0.2	1
A504920	349194	LS05-35	3.05	5	QFP	0.003	0.001	0.18	0.18	0.008	0.03	0.23	0.04	0.14	<1
A504920	349195	LS05-35	5	7	QFP	0.03	0.001	0.44	0.25	0.008	0.02	0.22	0.03	0.14	7
A504920	349196	LS05-35	7	9	QFP	0.007	0.001	0.15	0.22	0.007	0.02	0.2	0.05	0.15	3
A504920	349197	LS05-35	9	11	QFP	0.023	0.001	0.22	0.16	0.009	0.04	0.2	0.03	0.18	7
A504920	349198	LS05-35	11	13	QFP	0.019	0.001	0.18	0.17	0.01	0.02	0.19	0.03	0.16	3
A504920	349199	LS05-35	13	15	QFP	0.013	0.001	0.26	0.26	0.011	0.03	0.21	0.03	0.16	3
A504920	614701	LS05-35	15	17	QFP	0.04	0.002	0.28	0.39	0.011	0.03	0.24	0.04	0.15	16
A504920	614702	LS05-35	17	19	QFP-QFPB	0.033	0.001	0.3	0.46	0.016	0.2	0.27	0.04	0.17	18
A504920	614703	LS05-35	19	21	QFPB	0.057	0.002	0.29	0.39	0.013	0.21	0.25	0.04	0.19	34
A504920	614704	LS05-35	21	23	QFPB-QFP	0.104	0.002	0.27	0.36	0.009	0.07	0.23	0.03	0.19	57
A504920	614705	LS05-35	23	25	QFP	0.039	0.001	0.37	0.7	0.009	0.06	0.23	0.03	0.14	16
A504920	614706	LS05-35	25	27	QFP-QFPB	0.025	0.005	0.6	0.74	0.024	0.23	0.42	0.05	0.24	12
A504920	614707	LS05-35	27	29	QFPB	0.031	0.001	0.19	0.25	0.01	0.11	0.24	0.04	0.16	16
A504920	614708	LS05-35	29	31	QFPB	0.034	0.001	0.25	0.16	0.006	0.06	0.22	0.03	0.17	15
A504920	614709	LS05-35	31	33	QFPB	0.028	0.001	0.21	0.14	0.005	0.07	0.24	0.04	0.17	10
A504920	614710	LS05-35	33	35	QFPB	0.012	0.001	0.23	0.17	0.007	0.11	0.29	0.05	0.18	3
A504920	614711	LS05-35	35	37	QFPB	0.044	0.002	0.39	0.23	0.008	0.09	0.26	0.03	0.18	28
A504920	614712	LS05-35	37	39	QFPB	0.024	0.002	0.41	0.25	0.007	0.09	0.28	0.03	0.19	17
A504920	614713	LS05-35	39	41	QFPB	0.031	0.002	0.39	0.28	0.008	0.08	0.25	0.04	0.17	16
A504920	614714	LS05-35	41	43	QFPB	0.016	0.001	0.21	0.21	0.009	0.1	0.23	0.03	0.17	5
A504920	614715	LS05-35	43	45	QFPB	0.021	0.001	0.21	0.2	0.01	0.09	0.21	0.03	0.17	13
A504920	614716	LS05-35	45	47	QFPB	0.048	0.001	0.33	0.2	0.01	0.06	0.2	0.02	0.16	30
A504920	614717	LS05-35	47	49	QFPB	0.014	0.001	0.22	0.15	0.006	0.07	0.23	0.03	0.15	5
A504920	614718	LS05-35	49	51	QFPB-QFP	0.024	0.001	0.28	0.14	0.005	0.06	0.22	0.05	0.16	20
A504920	614719	LS05-35	51	53	QFP	0.025	0.002	0.38	0.11	0.005	0.06	0.21	0.05	0.15	13
A504920	614720	LS05-35	53	55	QFP	0.034	0.001	0.31	0.08	0.008	0.04	0.2	0.03	0.17	22
A504920	614722	LS05-35	55	57	QFP	0.02	0.001	0.23	0.15	0.004	0.08	0.21	0.05	0.18	6
A504920	614723	LS05-35	57	59	QFP	0.014	0.001	0.2	0.2	0.005	0.05	0.2	0.04	0.17	7
A504920	614724	LS05-35	59	61	QFP	0.024	0.001	0.17	0.15	0.007	0.05	0.22	0.02	0.17	10
A504920	614725	LS05-35	61	63	QFP	0.031	0.001	0.27	0.26	0.011	0.05	0.25	0.03	0.17	16
A504920	614726	LS05-35	63	65	QFP-QFPB	0.038	0.001	0.25	0.34	0.01	0.08	0.2	0.02	0.12	22
A504920	614727	LS05-35	65	67	QFPB	0.035	0.001	0.26	0.28	0.006	0.07	0.24	0.03	0.16	28
A504920	614728	LS05-35	67	69	QFPB	0.027	0.001	0.26	0.18	0.008	0.03	0.18	0.03	0.16	18
A504920	614729	LS05-35	69	71	QFPB	0.029	0.001	0.24	0.13	0.007	0.03	0.17	0.03	0.15	19
A504920	614730	LS05-35	71	73	QFPB	0.019	0.001	0.35	0.16	0.008	0.03	0.2	0.04	0.16	7
A504920	614731	LS05-35	73	75	QFPB	0.033	0.001	0.32	0.24	0.007	0.04	0.2	0.02	0.16	19
A504920	614732	LS05-35	75	77	QFPB	0.049	0.001	0.21	0.21	0.01	0.07	0.23	0.02	0.16	42
A504920	614733	LS05-35	77	79	QFPB	0.069	0.001	0.16	0.2	0.007	0.05	0.21	0.02	0.16	57
A504920	614734	LS05-35	79	81	QFPB	0.033	0.001	0.24	0.19	0.007	0.07	0.22	0.02	0.15	27
A504920	614735	LS05-35	81	83	QFPB	0.02	0.001	0.37	0.13	0.007	0.08	0.25	0.02	0.17	11
A504920	614736	LS05-35	83	85	QFPB	0.041	0.001	0.5	0.32	0.007	0.11	0.27	0.01	0.16	24
A504920	614737	LS05-35	85	87	QFPB	0.046	0.001	0.13	0.11	0.01	0.03	0.2	0.03	0.15	29
A504920	614738	LS05-35	87	89	QFPB	0.033	0.001	0.19	0.22	0.011	0.05	0.23	0.03	0.15	21
A504920	614739	LS05-35	89	91	QFPB	0.024	0.001	0.18	0.31	0.011	0.16	0.33	0.04	0.15	19
A504920	614740	LS05-35	91	93	QFPB	0.016	0.001	0.2	0.23	0.012	0.09	0.24	0.04	0.11	9

ACME File	Sample Numer	Hole	From	To	Lith	Mo%	Cu%	Fe%	Ca%	P%	Mg%	Al%	Na%	K%	Re ppb
A504920	614741	LS05-35	93	95	QFPB	0.037	0.001	0.23	0.2	0.011	0.15	0.33	0.04	0.15	26
A504920	614742	LS05-35	95	97	QFPB	0.038	0.001	0.29	0.36	0.013	0.12	0.29	0.03	0.15	17
A504920	614743	LS05-35	97	99	QFPB	0.037	0.001	0.27	0.2	0.012	0.08	0.24	0.03	0.14	20
A504920	614744	LS05-35	99	101	QFPB	0.034	0.001	0.3	0.34	0.011	0.18	0.35	0.03	0.19	21
A504920	614745	LS05-35	101	103	QFPB	0.035	0.001	0.27	0.13	0.009	0.14	0.29	0.03	0.15	25
A504920	614746	LS05-35	103	105	QFPB	0.034	0.001	0.18	0.09	0.007	0.09	0.26	0.04	0.13	22
A504920	614747	LS05-35	105	107	QFPB	0.032	0.001	0.27	0.2	0.008	0.09	0.28	0.04	0.15	13
A504920	614748	LS05-35	107	109	QFPB	0.025	0.001	0.37	0.33	0.008	0.1	0.27	0.04	0.16	14
A504920	614749	LS05-35	109	111	QFPB	0.035	0.002	0.52	0.18	0.01	0.09	0.27	0.03	0.17	21
A504920	614750	LS05-35	111	113	QFPB	0.023	0.001	0.22	0.23	0.013	0.06	0.21	0.04	0.13	16
A504920	614752	LS05-35	113	115	QFPB	0.048	0.001	0.32	0.29	0.011	0.08	0.25	0.03	0.15	28
A504920	614753	LS05-35	115	117	QFPB	0.039	0.001	0.27	0.4	0.013	0.15	0.37	0.04	0.17	23
A504920	614754	LS05-35	117	119	QFPB	0.036	0.001	0.27	0.47	0.014	0.23	0.45	0.04	0.2	22
A504920	614755	LS05-35	119	121	QFPB	0.083	0.001	0.31	0.42	0.014	0.18	0.34	0.04	0.22	53
A504920	614756	LS05-35	121	123	QFPB	0.086	0.001	0.33	0.26	0.012	0.1	0.23	0.04	0.18	49
A504920	614757	LS05-35	123	125	QFPB	0.037	0.001	0.34	0.25	0.015	0.15	0.25	0.05	0.19	21
A504920	614758	LS05-35	125	127	QFPB-BRXX	0.033	0.001	0.21	0.29	0.022	0.2	0.26	0.05	0.18	25
A504920	614759	LS05-35	127	129	BRXX	0.032	0.001	0.41	0.54	0.035	0.6	0.53	0.06	0.34	13
A504920	614760	LS05-35	129	131	BRXX	0.054	0.002	0.39	0.62	0.028	0.54	0.54	0.06	0.34	31
A504920	614761	LS05-35	131	133	BRXX-QFPB	0.034	0.009	1.06	0.62	0.04	0.63	0.64	0.06	0.29	16
A504920	614762	LS05-35	133	135	QFPB	0.021	0.001	0.14	0.18	0.014	0.05	0.17	0.04	0.13	5
A504920	614763	LS05-35	135	137	QFPB	0.025	0.001	0.19	0.24	0.012	0.07	0.16	0.03	0.12	10
A504920	614764	LS05-35	137	139	QFPB	0.036	0.001	0.24	0.2	0.013	0.07	0.19	0.04	0.15	15
A504920	614765	LS05-35	139	141	QFPB	0.039	<.001	0.19	0.52	0.01	0.1	0.2	0.03	0.15	17
A504920	614766	LS05-35	141	143	QFPB	0.059	0.001	0.2	0.4	0.01	0.06	0.16	0.04	0.14	24
A504920	614767	LS05-35	143	145	QFPB	0.047	<.001	0.31	0.56	0.011	0.09	0.2	0.04	0.14	20
A504920	614768	LS05-35	145	147	QFPB-LPTF	0.046	0.016	1.11	0.77	0.03	0.67	0.64	0.04	0.41	17
A504920	614769	LS05-35	147	149	LPTF	0.01	0.04	1.95	0.55	0.055	0.67	0.72	0.08	0.41	4
A504920	614771	LS05-35	149	151	LPTF	0.032	0.04	1.47	0.88	0.048	0.49	0.65	0.05	0.38	8
A504920	614772	LS05-35	151	153	LPTF	0.021	0.033	2.38	0.75	0.065	0.8	0.89	0.06	0.47	10
A504920	614773	LS05-35	153	155	LPTF-QFPB	0.042	0.01	1.21	0.66	0.048	0.62	0.75	0.04	0.33	9
A504920	614774	LS05-35	155	157	QFPB	0.063	0.001	0.26	0.41	0.012	0.2	0.36	0.01	0.17	13
A504920	614775	LS05-35	157	159	QFP-QFPB	0.016	0.001	0.18	0.4	0.008	0.13	0.34	0.01	0.15	2
A504920	614776	LS05-35	159	161	QFPB	0.032	0.001	0.21	0.52	0.012	0.2	0.42	0.02	0.16	10
A504920	614777	LS05-35	161	163	QFPB	0.073	0.002	0.43	1.14	0.013	0.3	0.52	0.03	0.16	22
A504920	614778	LS05-35	163	165	QFPB-BRXX	0.079	0.007	0.75	0.51	0.026	0.48	0.59	0.03	0.15	44
A504920	614779	LS05-35	165	167	BRXX	0.036	0.005	0.59	0.84	0.015	0.64	0.78	0.03	0.28	9
A504920	614780	LS05-35	167	169	BRXX-QFPB	0.064	0.001	0.39	0.36	0.027	0.51	0.57	0.07	0.23	31
A504920	614781	LS05-35	169	171	QFPB	0.026	0.001	0.4	0.38	0.018	0.53	0.65	0.06	0.27	5
A504920	614782	LS05-35	171	173	QFPB-LPTF	0.05	0.018	1.79	0.75	0.047	0.86	1.14	0.08	0.4	19
A504920	614783	LS05-35	173	175	LPTF	0.022	0.012	2.01	0.8	0.039	0.98	1.18	0.07	0.46	7
A504920	614784	LS05-35	175	177	LPTF-QFP	0.015	0.001	0.29	0.3	0.02	0.27	0.38	0.05	0.19	5
A504920	614785	LS05-35	177	179	QFP-BRXX	0.051	0.001	0.29	0.41	0.019	0.43	0.5	0.04	0.27	25
A504920	614786	LS05-35	179	181	BRXX-QFP	0.028	0.004	0.9	0.69	0.027	0.43	0.71	0.04	0.25	10
A504920	614787	LS05-35	181	182	QFP-BRXX	0.031	0.006	1.15	0.65	0.019	0.46	0.65	0.04	0.23	7
A504920	614788	LS05-36	3.05	5	QFP	0.062	0.001	0.29	0.02	0.009	0.01	0.18	0.03	0.14	27
A504920	614789	LS05-36	5	7	QFP	0.072	0.001	0.21	0.1	0.01	0.02	0.17	0.03	0.13	37
A504920	614791	LS05-36	7	9	QFP	0.129	0.001	0.27	0.28	0.009	0.06	0.25	0.03	0.15	122
A504920	614792	LS05-36	9	11	QFP	0.05	0.001	0.82	0.3	0.015	0.19	0.71	0.08	0.25	54
A504920	614793	LS05-36	11	13	QFP	0.042	0.001	0.33	0.28	0.009	0.07	0.28	0.04	0.18	37
A504920	614794	LS05-36	13	15	QFP	0.052	0.001	0.22	0.31	0.01	0.08	0.29	0.04	0.18	41
A504920	614795	LS05-36	15	17	QFP	0.063	0.001	0.23	0.27	0.009	0.09	0.27	0.03	0.18	65
A504920	614796	LS05-36	17	19	QFP	0.16	0.001	0.2	0.27	0.007	0.04	0.23	0.03	0.17	128
A504920	614797	LS05-36	19	21	QFP	0.078	0.001	0.17	0.37	0.009	0.03	0.2	0.03	0.14	65
A504920	614798	LS05-36	21	23	QFP	0.058	0.001	0.19	0.24	0.009	0.06	0.27	0.04	0.14	43
A504920	614799	LS05-36	23	25	QFP	0.077	0.001	0.19	1.11	0.011	0.13	0.42	0.03	0.14	62

ACME File	Sample Numer	Hole	From	To	Lith	Mo%	Cu%	Fe%	Ca%	P%	Mg%	Al%	Na%	K%	Re ppb
A504920	614800	LS05-36	25	27	QFP	0.049	0.001	0.24	0.57	0.013	0.09	0.32	0.04	0.16	26
A504920	614801	LS05-36	27	29	QFP	0.085	0.001	0.21	0.69	0.012	0.09	0.33	0.04	0.16	76
A504920	614802	LS05-36	29	31	QFP	0.07	0.001	0.22	0.63	0.014	0.06	0.3	0.04	0.15	72
A504920	614803	LS05-36	31	33	QFP	0.088	0.001	0.27	0.71	0.013	0.05	0.29	0.04	0.17	80
A504920	614804	LS05-36	33	35	QFP	0.122	0.001	0.24	0.54	0.015	0.09	0.3	0.04	0.16	90
A504920	614805	LS05-36	35	37	QFP	0.032	0.001	0.24	0.52	0.017	0.16	0.4	0.05	0.19	29
A504920	614806	LS05-36	37	39	QFP	0.07	0.001	0.68	0.67	0.016	0.08	0.33	0.04	0.17	67
A504920	614807	LS05-36	39	41	QFP	0.205	0.001	0.22	0.54	0.013	0.08	0.29	0.03	0.15	155
A504920	614808	LS05-36	41	43	QFP	0.427	0.001	0.23	0.3	0.007	0.04	0.18	0.02	0.13	349
A504920	614809	LS05-36	43	45	QFP	0.108	0.001	0.31	0.52	0.016	0.15	0.4	0.04	0.17	82
A504920	614811	LS05-36	45	47	QFP	0.074	0.001	0.26	0.94	0.02	0.11	0.34	0.04	0.16	79
A504920	614812	LS05-36	47	49	QFP	0.273	0.001	0.25	0.52	0.015	0.09	0.3	0.03	0.15	260
A504920	614813	LS05-36	49	51	QFP	0.077	0.001	0.31	0.41	0.014	0.15	0.4	0.02	0.17	74
A504920	614814	LS05-36	51	53	QFP	0.105	0.001	0.22	0.69	0.011	0.09	0.32	0.03	0.15	80
A504920	614815	LS05-36	53	55	QFP	0.101	0.001	0.17	0.54	0.011	0.04	0.21	0.02	0.14	88
A504920	614816	LS05-36	55	57	QFP	0.051	0.002	0.28	0.75	0.017	0.06	0.26	0.04	0.15	42
A504920	614817	LS05-36	57	59	QFP	0.077	0.001	0.24	0.66	0.015	0.09	0.36	0.04	0.16	53
A504920	614818	LS05-36	59	61	QFP	0.039	0.001	0.23	0.62	0.016	0.11	0.34	0.05	0.17	36
A504920	614819	LS05-36	61	63	QFP	0.081	0.001	0.28	0.59	0.014	0.07	0.29	0.04	0.17	75
A504920	614820	LS05-36	63	65	QFP	0.086	0.001	0.25	0.38	0.017	0.16	0.36	0.05	0.18	46
A504920	614821	LS05-36	65	67	QFP	0.029	0.002	0.24	0.45	0.016	0.17	0.41	0.05	0.19	22
A504920	614822	LS05-36	67	69	QFP	0.038	0.001	0.23	0.41	0.016	0.18	0.34	0.03	0.18	38
A504920	614823	LS05-36	69	71	QFP	0.047	0.002	0.22	0.41	0.013	0.1	0.29	0.02	0.14	38
A504975	614824	LS05-36	71	73	QFP-QFPB	0.071	0.001	0.28	0.45	0.019	0.1	0.31	<.01	0.18	55
A504975	614825	LS05-36	73	75	QFPB	0.07	0.001	0.23	0.49	0.015	0.1	0.31	0.02	0.16	45
A504975	614826	LS05-36	75	77	QFPB	0.074	0.001	0.25	0.53	0.016	0.16	0.48	<.01	0.2	58
A504975	614827	LS05-36	77	79	QFPB	0.178	0.001	0.47	0.38	0.015	0.23	0.46	<.01	0.17	137
A504975	614828	LS05-36	79	81	QFPB-QFP	0.123	<.001	0.25	0.5	0.021	0.25	0.47	<.01	0.15	131
A504975	614829	LS05-36	81	83	QFPB	0.187	0.021	0.3	0.45	0.016	0.17	0.31	0.03	0.12	174
A504975	614831	LS05-36	83	85	QFPB	0.136	0.001	0.24	0.25	0.013	0.08	0.26	0.03	0.17	121
A504975	614832	LS05-36	85	87	QFPB	0.083	<.001	0.34	0.35	0.015	0.12	0.35	<.01	0.23	98
A504975	614833	LS05-36	87	89	QFPB	0.08	0.001	0.36	0.36	0.012	0.11	0.37	0.02	0.2	68
A504975	614834	LS05-36	89	91	QFPB	0.127	0.001	0.31	0.22	0.014	0.2	0.37	0.02	0.19	86
A504975	614835	LS05-36	91	93	QFPB	0.23	0.001	0.29	0.2	0.017	0.2	0.32	0.04	0.19	232
A504975	614836	LS05-36	93	95	QFPB	0.09	<.001	0.32	0.26	0.021	0.26	0.38	0.01	0.23	73
A504975	614837	LS05-36	95	97	QFPB	0.088	0.001	0.4	0.34	0.021	0.3	0.48	0.01	0.23	76
A504975	614838	LS05-36	97	99	QFPB-QFP	0.148	0.001	0.33	0.4	0.018	0.13	0.32	<.01	0.22	130
A504975	614839	LS05-36	99	101	QFP	0.106	0.003	0.2	0.15	0.006	0.12	0.34	0.01	0.23	82
A504975	614840	LS05-36	101	103	QFP	0.261	0.001	0.22	0.24	0.012	0.05	0.23	<.01	0.17	286
A504975	614841	LS05-36	103	105	QFP	0.182	0.001	0.24	0.68	0.015	0.08	0.39	0.01	0.17	154
A504975	614842	LS05-36	105	107	QFP	0.215	0.001	0.33	0.61	0.017	0.08	0.38	0.04	0.17	197
A504975	614843	LS05-36	107	109	QFP	0.168	<.001	0.26	0.55	0.013	0.11	0.43	<.01	0.16	167
A504975	614844	LS05-36	109	111	QFP-QFPB	0.092	<.001	0.34	0.99	0.016	0.14	0.51	0.05	0.2	74
A504975	614845	LS05-36	111	113	QFPB	0.185	0.001	0.54	0.49	0.012	0.2	0.52	0.04	0.24	201
A504975	614846	LS05-36	113	115	QFPB	0.036	<.001	0.27	0.72	0.018	0.17	0.44	0.03	0.21	31
A504975	614847	LS05-36	115	117	QFPB	0.114	<.001	0.29	1.58	0.012	0.17	0.51	0.02	0.18	82
A504975	614848	LS05-36	117	119	QFPB-FP	0.046	0.001	0.35	0.66	0.023	0.24	0.79	0.08	0.18	39
A504975	614849	LS05-36	119	121	FP	0.075	0.001	0.41	1.06	0.016	0.15	0.5	0.01	0.21	64
A504975	614851	LS05-36	121	123	FP-QFP	0.136	<.001	0.4	0.9	0.021	0.1	0.41	0.02	0.17	130
A504975	614852	LS05-36	123	125	QFP	0.129	0.001	0.47	0.62	0.012	0.06	0.29	0.02	0.16	135
A504975	614853	LS05-36	125	127	QFP	0.151	0.001	0.32	0.47	0.015	0.04	0.26	0.01	0.19	143
A504975	614854	LS05-36	127	129	QFP	0.057	0.001	0.3	0.71	0.017	0.06	0.32	0.04	0.2	53
A504975	614855	LS05-36	129	131	QFP-LPTF	0.052	0.006	1.68	0.93	0.067	0.88	1.16	0.04	0.8	48
A504975	614856	LS05-36	131	133	LPTF	0.058	0.013	3.56	0.65	0.089	1.66	1.88	0.07	1.41	54
A504975	614857	LS05-36	133	135	LPTF	0.061	0.016	2.34	1.04	0.053	0.88	1.29	0.14	0.71	54
A504975	614858	LS05-36	135	136.25	LPTF	0.117	0.009	2.91	0.74	0.035	1.07	1.5	0.12	0.83	120

ACME File	Sample Numer	Hole	From	To	Lith	Mo%	Cu%	Fe%	Ca%	P%	Mg%	Al%	Na%	K%	Re ppb
A507216	615635	LS05-36	136.25	138	GRPP	0.08	0.01	2.46	0.53	0.044	0.98	1.25	0.13	0.72	74
A507216	615636	LS05-36	138	140	LPTF	0.056	0.013	2.36	1.24	0.08	1.15	1.59	0.13	0.72	67
A507216	615637	LS05-36	140	142	LPTF	0.052	0.014	2.36	0.81	0.104	1.14	1.39	0.13	0.72	39
A507216	615638	LS05-36	142	144	LPTF	0.07	0.022	3.2	0.89	0.099	0.95	1.19	0.19	0.5	63
A507216	615639	LS05-36	144	146	LPTF	0.04	0.029	3.97	0.93	0.141	1.3	1.42	0.07	0.84	39
A507216	615640	LS05-36	146	148	LPTF	0.037	0.025	5.04	0.69	0.15	1.42	1.59	0.09	1.11	36
A507216	615641	LS05-36	148	150	LPTF	0.064	0.032	3.72	0.72	0.083	1.08	1.21	0.03	0.67	59
A507216	615642	LS05-36	150	152	LPTF	0.08	0.015	2.73	0.72	0.036	0.94	1.12	0.09	0.63	74
A507216	615643	LS05-36	152	154	LPTF	0.046	0.032	3.19	0.6	0.039	0.86	1.08	0.15	0.51	40
A507216	615644	LS05-36	154	156	LPTF	0.038	0.027	3.85	1.13	0.03	1.12	1.57	0.09	0.74	28
A507216	615645	LS05-36	156	158	LPTF	0.044	0.017	3.39	0.57	0.024	0.99	1.23	0.09	0.68	41
A507216	615646	LS05-36	158	160	LPTF	0.067	0.012	2.65	1.35	0.019	0.77	1.03	0.05	0.41	67
A507216	615647	LS05-36	160	162	LPTF	0.162	0.005	1.71	0.5	0.027	0.83	0.98	0.05	0.45	165
A507216	615648	LS05-36	162	164	LPTF	0.051	0.005	1.96	0.56	0.047	0.77	1.08	0.14	0.53	45
A507216	615649	LS05-36	164	166	QFP-LPTF	0.032	0.01	2.17	0.66	0.078	0.76	1.07	0.07	0.49	27
A507216	615650	LS05-36	166	168	QFP-LPTF	0.146	0.007	1.55	0.68	0.024	0.75	1.04	0.07	0.43	151
A507216	615651	LS05-36	168	170	QFP-LPTF	0.07	0.001	1.07	0.36	0.036	0.43	0.54	0.04	0.24	64
A507216	615652	LS05-36	170	172	QFP-LPTF	0.072	0.003	2.23	0.57	0.049	0.69	0.91	0.07	0.45	65
A507216	615653	LS05-36	172	174	LPTF	0.035	0.007	2.11	0.45	0.07	0.79	1.03	0.12	0.56	30
A507216	615654	LS05-36	174	176	LPTF	0.064	0.004	2.57	0.31	0.017	0.8	1.14	0.11	0.66	51
A507216	615655	LS05-36	176	178	LPTF	0.05	0.004	2.08	0.32	0.014	0.65	0.87	0.07	0.35	45
A507216	615657	LS05-36	178	180	LPTF	0.077	0.003	2.48	0.37	0.018	0.74	1.01	0.09	0.39	63
A507216	615658	LS05-36	180	182	LPTF	0.056	0.005	2.06	0.47	0.039	0.76	0.95	0.01	0.36	50
A507216	615659	LS05-36	182	184	LPTF	0.082	0.004	2.03	0.64	0.027	0.7	1.02	0.12	0.31	57
A507216	615660	LS05-36	184	186	LPTF	0.052	0.001	1.59	0.34	0.019	0.62	0.99	0.13	0.38	32
A507216	615661	LS05-36	186	188	LPTF	0.043	0.001	1.44	0.34	0.02	0.5	0.95	0.18	0.33	26
A507216	615662	LS05-36	188	190	LPTF	0.128	0.002	1.19	0.33	0.021	0.48	0.76	0.16	0.27	95
A507216	615663	LS05-36	190	192	LPTF	0.038	<.001	1.31	0.43	0.026	0.51	1.07	0.16	0.4	22
A507216	615664	LS05-36	192	194	LPTF	0.029	0.001	1.34	0.89	0.018	0.51	1.25	0.17	0.39	19
A507216	615665	LS05-36	194	196	LPTF	0.022	0.004	1.23	0.69	0.023	0.5	1.16	0.2	0.3	23
A507216	615666	LS05-36	196	198	LPTF	0.032	0.01	1.48	0.58	0.026	0.62	1.28	0.16	0.44	19
A507216	615667	LS05-36	198	200	LPTF	0.025	0.013	1.22	0.4	0.022	0.3	0.6	0.12	0.17	15
A507216	615668	LS05-36	200	202	LPTF	0.052	0.027	5.43	1.02	0.098	2.82	3.21	0.19	2.26	27
A507216	615669	LS05-36	202	204	LPTF	0.042	0.038	3.53	1.12	0.065	1.99	2.39	0.21	1.51	24
A507216	615670	LS05-36	204	206	LPTF	0.029	0.03	2.88	1.41	0.052	1.18	1.9	0.11	0.81	17
A507216	615671	LS05-36	206	208	LPTF	0.02	0.058	6.92	1.15	0.117	3.42	3.48	0.17	2.74	15
A507216	615672	LS05-36	208	210	LPTF	0.042	0.039	4.29	0.74	0.092	2.45	2.6	0.16	1.83	23
A507216	615673	LS05-36	210	212	LPTF	0.102	0.005	0.88	0.46	0.029	0.58	0.69	0.08	0.25	65
A507216	615674	LS05-36	212	214	LPTF	0.035	0.008	0.96	0.73	0.021	0.39	0.74	0.08	0.17	18
A507510	615675	LS05-36	214	216	LPTF	0.054	0.014	2.61	2.9	0.041	1.24	2.52	0.21	0.76	32
A507510	615676	LS05-36	216	218	LPTF	0.03	0.023	5.28	3.05	0.083	2.53	4.37	0.31	1.7	23
A507510	615677	LS05-36	218	220	LPTF	0.038	0.025	2.73	1.16	0.043	1.94	2.83	0.24	1.54	26
A507510	615678	LS05-36	220	222	LPTF	0.077	0.003	1.47	0.53	0.062	0.45	1.07	0.19	0.5	43
A507510	615680	LS05-36	222	224	LPTF	0.078	0.007	1.65	0.81	0.047	0.73	1.31	0.22	0.53	52
A507510	615681	LS05-36	224	226	LPTF	0.049	0.003	1.31	0.82	0.041	0.79	1.38	0.19	0.58	30
A507510	615682	LS05-36	226	228	LPTF	0.055	0.004	1.19	0.77	0.023	0.5	1.07	0.2	0.41	31
A507510	615683	LS05-36	228	230	LPTF	0.103	0.002	1.32	0.71	0.032	0.42	1.02	0.21	0.39	50
A507510	615684	LS05-36	230	232	LPTF	0.068	0.002	1.29	0.71	0.018	0.49	1.05	0.21	0.39	42
A507510	615685	LS05-36	232	234	LPTF	0.086	<.001	0.94	0.59	0.025	0.46	1.03	0.25	0.49	55
A507510	615686	LS05-36	234	236	LPTF	0.174	0.002	1.03	0.51	0.038	0.44	0.96	0.17	0.41	122
A507510	615687	LS05-36	236	238	LPTF	0.115	0.002	0.78	1.21	0.038	0.4	1.03	0.18	0.37	86
A507510	615688	LS05-36	238	240	LPTF	0.091	0.002	1.58	0.58	0.058	0.41	1.01	0.17	0.38	51
A507510	615689	LS05-36	240	242	LPTF	0.066	0.002	1.51	0.6	0.039	0.4	1.02	0.22	0.44	43
A507510	615690	LS05-36	242	244	LPTF	0.095	0.002	1.26	0.62	0.022	0.4	0.89	0.16	0.35	55
A507510	615691	LS05-36	244	246	LPTF	0.105	0.003	0.66	0.71	0.041	0.44	0.93	0.16	0.38	58
A507510	615692	LS05-36	246	248	LPTF	0.052	0.003	1.25	0.93	0.047	0.51	1.04	0.1	0.37	29

ACME File	Sample Numer	Hole	From	To	Lith	Mo%	Cu%	Fe%	Ca%	P%	Mg%	Al%	Na%	K%	Re ppb
A507510	615693	LS05-36	248	250	QFP	0.161	0.002	0.2	0.6	0.014	0.02	0.42	0.06	0.4	73
A507510	615694	LS05-36	250	252	QFP	0.107	0.004	0.39	0.76	0.015	0.02	0.41	0.02	0.34	43
A507510	615695	LS05-36	252	254	QFP	0.325	0.002	0.33	0.91	0.013	0.02	0.41	<.01	0.36	130
A507510	615696	LS05-36	254	256	QFP	0.252	0.002	0.36	0.53	0.013	0.01	0.37	0.02	0.35	134
A507510	615697	LS05-36	256	258	QFP	0.242	0.003	0.75	0.75	0.011	0.03	0.54	0.04	0.45	140
A507510	615699	LS05-36	258	260	QFP	0.149	0.001	0.34	0.65	0.013	0.03	0.47	0.01	0.37	61
A507510	615700	LS05-36	260	262	QFP	0.327	0.001	0.4	0.43	0.014	0.02	0.38	0.06	0.37	159
A507510	616706	LS05-36	262	264	QFP	0.152	0.002	0.27	0.43	0.009	0.02	0.45	0.04	0.49	50
A507510	616707	LS05-36	264	266	QFP	0.113	0.002	0.24	0.51	0.015	0.03	0.5	0.02	0.4	40
A507510	616708	LS05-36	266	268	QFP-TUFF	0.134	0.005	0.69	1.21	0.072	0.18	0.64	0.08	0.34	55
A507510	616709	LS05-36	268	270	TUFF	0.13	0.004	1.06	1.11	0.023	0.23	0.8	0.12	0.25	53
A507510	616710	LS05-36	270	272	TUFF	0.017	0.018	4.63	2.39	0.082	1.95	3.73	0.28	1.22	7
A507510	616711	LS05-36	272	274	TUFF	0.049	0.012	5.71	2.06	0.086	3.36	4.92	0.34	2.39	19
A507510	616712	LS05-36	274	276	TUFF	0.02	0.017	6.79	1.97	0.089	3.22	5.65	0.57	2.65	15
A507510	616713	LS05-36	276	277.7	TUFF	0.024	0.016	7.08	2.17	0.098	3.13	5.89	0.58	2.63	7
A505260	615179	LS05-37	13.65	16	BRXX	0.012	0.009	1.81	1.18	0.018	0.22	0.7	0.08	0.42	3
A505260	615181	LS05-37	16	18	BRXX	0.012	0.009	1.38	1.12	0.012	0.45	0.83	0.13	0.48	2
A505260	615182	LS05-37	18	20	BRXX	0.012	0.008	1.39	1.2	0.018	0.4	0.79	0.09	0.48	1
A505260	615183	LS05-37	20	22	BRXX	0.006	0.018	2.16	0.89	0.036	0.72	1.16	0.08	0.57	2
A505260	615184	LS05-37	22	24	BRXX	0.005	0.014	3.08	0.72	0.035	0.95	1.29	0.11	0.59	3
A505260	615185	LS05-37	24	26	QFP	0.01	0.002	0.45	0.51	0.009	0.06	0.36	0.06	0.32	<1
A505260	615186	LS05-37	26	28	QFP	0.01	0.004	0.42	0.42	0.006	0.03	0.29	<.01	0.29	<1
A505260	615187	LS05-37	28	30	QFP-BRXX	0.007	0.009	2.53	4.02	0.044	0.67	0.9	0.04	0.42	2
A505260	615188	LS05-37	30	32	BRXX	0.011	0.021	3.01	0.76	0.049	0.97	1.23	0.19	0.61	1
A505260	615189	LS05-37	32	34	BRXX	0.008	0.02	2.21	0.62	0.054	0.88	1.16	0.15	0.57	2
A505260	615190	LS05-37	34	36	BRXX-DYKE	0.018	0.072	3.78	0.92	0.028	1.94	2.38	0.11	1.23	3
A505260	615191	LS05-37	36	38	DYKE-QFP	0.018	0.01	1.56	2.69	0.017	0.77	1.21	0.1	0.35	3
A505260	615192	LS05-37	38	40	QFP	0.013	0.007	1.01	0.47	0.015	0.46	0.83	0.15	0.36	<1
A505260	615193	LS05-37	40	42	QFP	0.011	0.004	0.56	0.41	0.009	0.14	0.51	0.07	0.43	1
A505260	615194	LS05-37	42	44	QFP	0.013	0.001	0.32	0.61	0.01	0.06	0.38	<.01	0.32	3
A505260	615195	LS05-37	44	46	QFP	0.039	0.002	0.38	0.7	0.013	0.07	0.38	0.01	0.31	4
A505260	615196	LS05-37	46	48	QFP	0.021	0.001	0.32	0.9	0.005	0.05	0.4	0.09	0.25	2
A505260	615197	LS05-37	48	50	QFP	0.018	0.001	0.44	2.18	0.009	0.21	0.7	0.08	0.3	2
A505260	615198	LS05-37	50	52	QFP-DYKE	0.026	0.01	2.52	1.91	0.034	1.52	2.44	0.06	1.26	5
A505260	615199	LS05-37	52	54	DYKE-TUFF	0.012	0.018	2.78	1.29	0.079	1.48	2.31	0.14	1.38	2
A505260	615201	LS05-37	54	56	TUFF	0.025	0.007	1.12	1.13	0.112	0.44	1.06	0.09	0.37	6
A505260	615202	LS05-37	56	58	TUFF	0.013	0.006	1.42	1.51	0.057	0.83	1.51	0.16	0.52	3
A505260	615203	LS05-37	58	60	TUFF	0.017	0.008	1.63	1.02	0.068	0.52	1.01	0.13	0.25	4
A505260	615204	LS05-37	60	62	TUFF	0.044	0.023	1.99	0.93	0.036	0.52	1.32	0.23	0.27	9
A505260	615205	LS05-37	62	64	TUFF	0.056	0.005	1.71	1.67	0.043	1.01	1.54	0.14	0.7	10
A505260	615206	LS05-37	64	66	TUFF-QFP	0.07	0.002	0.6	0.89	0.021	0.24	0.63	0.06	0.39	14
A505260	615207	LS05-37	66	68	QFP	0.038	0.001	0.26	0.41	0.009	0.01	0.29	0.1	0.26	9
A505260	615208	LS05-37	68	70	QFP	0.139	0.002	0.34	1.64	0.009	0.02	0.42	0.03	0.23	31
A505260	615209	LS05-37	70	72	QFP-TUFF	0.029	0.001	0.35	0.53	0.017	0.12	0.44	0.06	0.29	8
A505260	615210	LS05-37	72	74	TUFF	0.035	0.01	1.31	1.02	0.104	0.53	1.11	0.18	0.36	9
A505260	615211	LS05-37	74	76	TUFF	0.021	0.012	1.58	0.64	0.065	0.59	1.15	0.26	0.35	6
A505260	615212	LS05-37	76	78	TUFF	0.026	0.009	1.3	0.49	0.042	0.55	0.92	0.12	0.25	5
A505260	615213	LS05-37	78	80	TUFF	0.024	0.002	0.83	0.47	0.045	0.53	1	0.2	0.36	4
A505260	615214	LS05-37	80	82	TUFF	0.014	0.004	1.09	0.54	0.028	0.62	1.18	0.19	0.39	5
A505260	615215	LS05-37	82	84	TUFF	0.043	0.002	1.09	0.38	0.021	0.69	1.3	0.2	0.58	12
A505260	615216	LS05-37	84	86	TUFF	0.022	0.024	2.06	0.75	0.057	0.68	1.37	0.24	0.35	5
A505260	615217	LS05-37	86	88	TUFF-DYKE	0.034	0.048	5.28	1.34	0.11	2.1	3.31	0.32	1.68	5
A505260	615218	LS05-37	88	90	DYKE-TUFF	0.018	0.038	6.08	1.58	0.077	2.87	4.62	0.4	2.3	5
A505260	615219	LS05-37	90	92	TUFF	0.019	0.013	2.13	0.83	0.06	0.75	1.6	0.24	0.49	7
A505260	615221	LS05-37	92	94	TUFF	0.004	0.037	3.88	1.26	0.068	1.06	2.34	0.29	0.66	5
A505260	615222	LS05-37	94	96	TUFF	0.009	0.039	4.15	1.31	0.072	1.04	2.45	0.4	0.66	4

ACME File	Sample Numer	Hole	From	To	Lith	Mo%	Cu%	Fe%	Ca%	P%	Mg%	Al%	Na%	K%	Re ppb
A505260	615223	LS05-37	96	98	TUFF	0.008	0.053	6.31	1.94	0.073	1.11	3.3	0.47	0.67	6
A505260	615224	LS05-37	98	100	TUFF	0.005	0.03	4.44	1.27	0.062	1.05	2.57	0.35	0.74	2
A505260	615225	LS05-37	100	102	TUFF	0.004	0.075	5.2	1.26	0.048	0.79	2.2	0.34	0.5	3
A505260	615226	LS05-37	102	104	TUFF	0.037	0.027	3.6	1.17	0.054	0.98	2.29	0.26	0.69	8
A505260	615227	LS05-37	104	106	TUFF	0.008	0.057	4.31	2.17	0.065	1.15	2.11	0.19	0.6	5
A505260	615228	LS05-37	106	108	TUFF	0.019	0.011	1.69	0.81	0.072	0.66	1.16	0.1	0.36	3
A505260	615229	LS05-37	108	110	TUFF	0.031	0.018	2.26	0.86	0.089	1.13	1.67	0.18	0.57	6
A505260	615230	LS05-37	110	112	TUFF	0.023	0.012	1.69	0.99	0.127	0.8	1.5	0.23	0.45	6
A505260	615231	LS05-37	112	114	TUFF	0.015	0.025	2.58	0.69	0.052	0.67	1.15	0.18	0.25	8
A505260	615232	LS05-37	114	116	TUFF	0.016	0.014	1.76	0.8	0.041	0.62	1.55	0.27	0.42	3
A505260	615233	LS05-37	116	118	TUFF	0.024	0.007	1.38	0.52	0.029	0.74	1.32	0.17	0.55	7
A505260	615234	LS05-37	118	120	TUFF	0.021	0.01	1.14	0.64	0.036	0.59	1.23	0.15	0.43	3
A505260	615235	LS05-37	120	122	TUFF	0.014	0.008	1.04	0.71	0.026	0.52	1.18	0.19	0.26	3
A505260	615236	LS05-37	122	124	TUFF	0.043	0.001	0.73	0.73	0.037	0.6	1.51	0.24	0.46	11
A505260	615237	LS05-37	124	126.5	TUFF	0.022	0.008	1.4	0.62	0.042	0.75	1.37	0.18	0.48	3
A505260	614859	LS05-38	5.18	7	QFP	0.005	<.001	0.24	0.05	0.01	0.06	0.53	0.13	0.36	2
A505260	614860	LS05-38	7	9	QFP	0.016	<.001	0.5	0.06	0.01	0.06	0.46	0.07	0.28	6
A505260	614861	LS05-38	9	11	QFP	0.01	<.001	0.28	0.11	0.014	0.06	0.4	0.08	0.23	4
A505260	614862	LS05-38	11	13	QFP	0.054	<.001	0.25	0.19	0.014	0.09	0.4	0.09	0.23	64
A505260	614863	LS05-38	13	15	QFP	0.061	<.001	0.22	0.23	0.014	0.09	0.42	0.08	0.23	85
A505260	614864	LS05-38	15	17	QFP	0.042	<.001	0.25	0.43	0.013	0.09	0.38	0.07	0.25	39
A505260	614865	LS05-38	17	19	QFP	0.095	<.001	0.31	0.33	0.011	0.04	0.35	0.07	0.22	91
A505260	614866	LS05-38	19	21	QFP	0.053	<.001	0.3	0.17	0.013	0.13	0.51	0.07	0.23	41
A505260	614867	LS05-38	21	23	QFP	0.056	<.001	0.35	0.41	0.016	0.13	0.51	0.07	0.24	56
A505260	614868	LS05-38	23	25	QFP	0.038	<.001	0.34	0.85	0.02	0.11	0.51	0.07	0.22	34
A505260	614869	LS05-38	25	27	QFP	0.244	<.001	0.3	0.61	0.018	0.06	0.42	0.08	0.28	303
A505260	614871	LS05-38	27	29	QFP	0.134	<.001	0.26	0.74	0.017	0.07	0.4	0.05	0.25	118
A505260	614872	LS05-38	29	31	QFP	0.042	<.001	1.05	1.4	0.021	0.33	1.05	0.02	0.16	36
A505260	614873	LS05-38	31	33	QFP	0.015	<.001	0.26	0.81	0.018	0.19	0.71	0.03	0.17	10
A505260	614874	LS05-38	33	35	QFP	0.049	<.001	0.26	0.71	0.011	0.13	0.61	0.02	0.18	48
A505260	614875	LS05-38	35	37	QFP	0.046	<.001	0.2	1.17	0.014	0.11	0.46	0.06	0.2	55
A505260	614876	LS05-38	37	39	QFP	0.135	<.001	0.2	0.71	0.016	0.09	0.44	0.02	0.21	117
A505260	614877	LS05-38	39	41	QFP	0.277	<.001	0.18	0.28	0.009	0.02	0.22	0.04	0.2	257
A505260	614878	LS05-38	41	43	QFP	0.069	<.001	0.38	0.77	0.017	0.06	0.39	0.05	0.21	51
A505260	614879	LS05-38	43	45	QFP	0.162	0.001	0.25	0.71	0.016	0.09	0.44	0.03	0.22	138
A505260	614880	LS05-38	45	47	QFP	0.162	<.001	0.27	0.92	0.012	0.07	0.39	0.06	0.21	121
A505260	614881	LS05-38	47	49	QFP	0.128	<.001	0.17	0.39	0.009	0.05	0.28	0.03	0.22	105
A505260	614882	LS05-38	49	51	QFP	0.067	<.001	0.26	1.2	0.02	0.11	0.45	<.01	0.22	55
A505260	614883	LS05-38	51	53	QFP	0.018	<.001	0.3	1.47	0.016	0.24	0.5	0.03	0.24	11
A505260	614884	LS05-38	53	55	QFP	0.014	0.001	0.32	0.81	0.024	0.06	0.38	0.03	0.23	5
A505260	614885	LS05-38	55	57	QFP	0.039	<.001	0.25	0.51	0.011	0.11	0.39	0.03	0.23	22
A505260	614944	LS05-39	10.06	12	QFP	0.009	0.003	0.52	0.31	0.027	0.08	0.44	<.01	0.24	6
A505260	614945	LS05-39	12	14	QFP	0.005	0.002	0.4	0.08	0.019	0.03	0.27	<.01	0.19	1
A505260	614946	LS05-39	14	16	QFP	0.002	0.001	0.29	0.06	0.015	0.02	0.24	<.01	0.21	<1
A505260	614947	LS05-39	16	18	QFP	0.005	0.001	0.22	0.01	0.009	0.01	0.16	0.03	0.14	3
A505260	614948	LS05-39	18	20	QFP-SLST	0.017	0.005	0.83	0.59	0.028	0.29	0.78	0.04	0.38	16
A505260	614949	LS05-39	20	22	SLST	0.015	0.006	1	0.69	0.032	0.31	0.98	0.09	0.38	12
A505260	614950	LS05-39	22	24	SLST	0.02	0.004	0.76	0.42	0.025	0.42	0.74	0.07	0.38	16
A505260	614951	LS05-39	24	26	SLST	0.018	0.002	0.8	0.39	0.027	0.31	0.55	0.08	0.24	14
A505260	614952	LS05-39	26	28	SLST	0.026	0.003	0.65	0.44	0.018	0.36	0.58	0.09	0.27	17
A505260	614953	LS05-39	28	30	SLST	0.032	0.007	1.01	0.51	0.033	0.58	0.97	0.09	0.44	22
A505260	614954	LS05-39	30	32	SLST	0.074	0.008	1.13	0.55	0.034	0.44	0.91	0.05	0.49	69
A505260	614955	LS05-39	32	34	SLST	0.072	0.005	1.14	0.63	0.048	0.35	0.79	0.01	0.45	78
A505260	614956	LS05-39	34	36	SLST	0.049	0.004	0.57	0.51	0.018	0.11	0.46	0.04	0.28	49
A505260	614957	LS05-39	36	38	SLST	0.091	0.006	1.08	0.81	0.02	0.24	0.72	0.02	0.35	98
A505260	614958	LS05-39	38	40	SLST	0.102	0.009	2.15	0.52	0.024	0.42	0.9	0.04	0.46	121

ACME File	Sample Numer	Hole	From	To	Lith	Mo%	Cu%	Fe%	Ca%	P%	Mg%	Al%	Na%	K%	Re ppb
A505260	614960	LS05-39	40	42	SLST	0.093	0.007	2.1	1.02	0.055	1.25	1.82	0.07	0.84	93
A505260	614961	LS05-39	42	44	SLST	0.057	0.002	0.92	0.84	0.021	0.42	0.95	0.01	0.33	55
A505260	614962	LS05-39	44	46	SLST	0.093	0.004	1.02	1.44	0.051	0.38	0.96	0.02	0.27	83
A505260	614963	LS05-39	46	48	SLST	0.135	0.003	0.96	0.81	0.025	0.46	0.94	0.06	0.4	132
A505260	614964	LS05-39	48	50	SLST	0.102	0.014	1.78	0.61	0.01	0.55	1	0.02	0.45	100
A505260	614965	LS05-39	50	52	SLST	0.129	0.035	3.16	0.74	0.01	0.38	0.92	0.11	0.3	136
A505260	614966	LS05-39	52	54	SLST-TUFF	0.064	0.028	3	1.01	0.012	0.41	0.97	0.07	0.37	47
A505260	614967	LS05-39	54	56	TUFF	0.041	0.016	2.69	0.47	0.006	0.79	1.24	0.12	0.65	25
A505260	614968	LS05-39	56	58	TUFF	0.085	0.011	2.13	1.78	0.01	0.73	1.05	0.08	0.55	69
A505260	614969	LS05-39	58	60	TUFF-DYKE	0.029	0.015	4.2	0.91	0.079	2	2.56	0.15	1.73	20
A505260	614970	LS05-39	60	62	DYKE-SLST	0.06	0.011	5.07	0.8	0.106	2.86	3.67	0.1	2.62	32
A505260	614971	LS05-39	62	64	SLST	0.103	0.024	3.02	0.51	0.008	0.83	1.55	0.18	0.7	55
A505260	614972	LS05-39	64	66	SLST	0.036	0.012	2.6	0.98	0.02	1.32	1.59	0.11	0.76	28
A505260	614973	LS05-39	66	68	SLST	0.248	0.004	1.08	1.49	0.011	0.54	0.97	0.07	0.41	158
A505260	614974	LS05-39	68	70	SLST	0.074	0.008	2.02	0.55	0.001	0.64	1.19	0.07	0.48	42
A505260	614975	LS05-39	70	72	SLST	0.078	0.006	1.45	0.66	0.007	0.55	1	0.08	0.36	41
A505260	614976	LS05-39	72	74	SLST	0.123	0.003	2.38	0.78	0.003	0.54	1.34	0.03	0.47	74
A505260	614977	LS05-39	74	76	SLST	0.154	0.003	2.1	1.02	0.007	0.4	1.56	0.13	0.4	89
A505260	614978	LS05-39	76	78	SLST	0.092	0.003	3.02	0.64	0.006	0.51	1.44	0.14	0.53	52
A505260	614979	LS05-39	78	80	SLST	0.132	0.004	2.8	0.99	0.006	0.54	1.35	0.03	0.49	57
A505260	614981	LS05-39	80	82	SLST	0.162	0.004	2.26	1.82	0.027	0.45	1.24	0.04	0.52	67
A505260	614982	LS05-39	82	84	SLST	0.181	0.008	2.02	1.23	0.095	0.44	1.01	0.06	0.39	83
A505260	614983	LS05-39	84	86	SLST	0.061	0.016	2.6	1.11	0.025	0.63	1.47	0.09	0.38	21
A505260	614984	LS05-39	86	88	SLST	0.063	0.004	2.68	0.6	0.009	0.47	1.47	0.05	0.54	30
A505260	614985	LS05-39	88	90	SLST	0.067	0.006	1.56	1.29	0.017	0.56	1.32	0.08	0.41	25
A505260	614986	LS05-39	90	92	WCKE	0.181	0.007	1.18	0.98	0.014	0.61	1.29	0.08	0.34	60
A505260	614987	LS05-39	92	94	WCKE	0.118	0.01	1.26	0.78	0.027	0.47	1.03	0.14	0.24	45
A505260	614988	LS05-39	94	96	WCKE	0.023	0.004	1.01	0.54	0.022	0.4	1.17	0.26	0.35	9
A505260	614989	LS05-39	96	98	WCKE	0.143	0.005	1.44	0.94	0.019	0.46	1.42	0.11	0.43	33
A505260	614990	LS05-39	98	100	SLST	0.019	0.003	2.44	1.06	0.005	0.52	1.95	0.08	0.68	3
A505260	614991	LS05-39	100	102	SLST	0.025	0.004	2.68	1.21	0.004	0.42	1.61	0.12	0.58	2
A505260	614992	LS05-39	102	104	SLST	0.05	0.005	1.74	1.51	0.016	0.44	1.76	0.11	0.3	9
A505260	614993	LS05-39	104	106	SLST	0.056	0.004	1.51	2.13	0.019	0.38	1.98	0.12	0.21	10
A505260	614994	LS05-39	106	108	SLST	0.037	0.006	2.12	2.26	0.015	0.5	2.58	0.16	0.36	3
A505260	614995	LS05-39	108	110	SLST	0.028	0.007	2.47	1.46	0.019	0.47	1.87	0.16	0.42	6
A505260	614996	LS05-39	110	112	SLST	0.025	0.007	1.84	1.35	0.011	0.44	1.87	0.24	0.38	4
A505260	614997	LS05-39	112	114	SLST	0.053	0.009	1.84	1.35	0.051	0.33	1.6	0.16	0.42	14
A505260	614998	LS05-39	114	116	SLST	0.016	0.005	1.5	0.93	0.025	0.3	1.66	0.18	0.48	8
A505260	614999	LS05-39	116	118	SLST	0.01	0.023	3.3	0.98	0.067	0.39	1.82	0.3	0.31	6
A505260	615000	LS05-39	118	120	SLST	0.013	0.019	2.97	1.19	0.059	0.65	2.6	0.37	0.61	5
A505260	615001	LS05-39	120	122	SLST	0.013	0.02	2.71	0.87	0.046	0.36	1.89	0.32	0.45	5
A505260	615003	LS05-39	122	124	SLST	0.023	0.031	3.72	1.13	0.05	0.49	2.13	0.29	0.35	9
A505260	615004	LS05-39	124	126	SLST	0.009	0.024	3.1	0.89	0.066	0.5	2.02	0.29	0.5	4
A505260	615005	LS05-39	126	128	SLST	0.007	0.032	3.14	1.03	0.083	0.54	2.3	0.37	0.46	4
A505260	615006	LS05-39	128	130	SLST	0.003	0.018	2.37	0.94	0.059	0.47	1.59	0.22	0.46	3
A505260	615007	LS05-39	130	132	SLST	0.003	0.032	3.24	0.92	0.05	0.49	1.86	0.32	0.34	8
A505260	615008	LS05-39	132	134	SLST	0.012	0.014	1.98	0.69	0.049	0.31	1.46	0.26	0.38	8
A505260	615009	LS05-39	134	136	SLST	0.008	0.009	1.8	0.44	0.018	0.33	1.21	0.12	0.56	2
A505260	615010	LS05-39	136	138	SLST	0.007	0.003	1.66	0.52	0.023	0.5	1.46	0.21	0.53	2
A505260	615011	LS05-39	138	140	SLST	0.003	0.009	2.79	0.37	0.026	0.44	1.36	0.11	0.6	<1
A505260	615012	LS05-39	140	141.76	SLST	0.002	0.015	2.23	0.4	0.033	0.46	1.39	0.13	0.53	1
A505101	615013	LS05-40	6.1	8	TUFF	0.01	0.002	1.34	0.05	0.014	0.49	0.79	0.04	0.28	4
A505101	615014	LS05-40	8	10	TUFF	0.022	0.002	1.81	0.06	0.017	0.51	0.83	0.04	0.27	4
A505101	615015	LS05-40	10	12	TUFF	0.006	0.002	0.62	0.16	0.024	0.34	0.59	0.06	0.15	5
A505101	615016	LS05-40	12	14	TUFF	0.041	0.006	0.78	0.19	0.026	0.33	0.57	0.05	0.18	28
A505101	615017	LS05-40	14	16	TUFF	0.07	0.002	0.57	0.67	0.036	0.25	0.66	0.03	0.18	74

ACME File	Sample Numer	Hole	From	To	Lith	Mo%	Cu%	Fe%	Ca%	P%	Mg%	Al%	Na%	K%	Re ppb
A505101	615018	LS05-40	16	18	TUFF	0.039	0.004	0.8	0.78	0.028	0.12	0.49	0.04	0.17	31
A505101	615019	LS05-40	18	20	TUFF	0.131	0.003	1.08	0.88	0.015	0.19	0.7	0.03	0.21	142
A505101	615021	LS05-40	20	22	TUFF	0.095	0.003	0.98	0.64	0.016	0.28	0.66	0.03	0.21	94
A505101	615022	LS05-40	22	24	TUFF	0.084	0.002	0.95	0.68	0.02	0.41	0.77	0.04	0.22	65
A505101	615023	LS05-40	24	26	TUFF	0.089	0.002	0.75	0.65	0.015	0.22	0.49	0.04	0.21	79
A505101	615024	LS05-40	26	28	TUFF	0.059	0.001	0.52	0.52	0.023	0.25	0.52	0.04	0.17	52
A505101	615025	LS05-40	28	30	TUFF-QFP	0.104	0.003	0.46	0.22	0.015	0.04	0.37	0.02	0.18	70
A505101	615026	LS05-40	30	32	QFP	0.117	0.003	0.29	0.16	0.01	0.01	0.19	0.01	0.15	107
A505101	615027	LS05-40	32	34	QFP	0.101	0.001	0.27	0.29	0.01	0.02	0.23	0.02	0.15	72
A505101	615028	LS05-40	34	36	QFP-TUFF	0.025	0.002	1.13	0.85	0.041	0.67	0.86	0.06	0.43	18
A505101	615029	LS05-40	36	38	TUFF	0.032	0.009	2.01	0.72	0.04	0.64	0.96	0.06	0.5	27
A505101	615030	LS05-40	38	40	TUFF	0.019	0.004	2.81	0.89	0.031	0.81	1.35	0.08	0.69	19
A505101	615031	LS05-40	40	42	TUFF	0.029	0.011	3.44	0.88	0.089	1.16	1.83	0.14	0.91	23
A505101	615032	LS05-40	42	44	TUFF	0.046	0.004	3.29	0.72	0.103	0.79	1.16	0.07	0.52	50
A505101	615033	LS05-40	44	46	TUFF	0.092	0.004	3.01	0.46	0.013	0.81	1.24	0.08	0.62	89
A505101	615034	LS05-40	46	48	TUFF	0.053	0.007	3.18	0.52	0.018	0.8	1.27	0.08	0.56	43
A505101	615035	LS05-40	48	50	TUFF	0.064	0.004	1.38	0.44	0.013	0.62	1.01	0.08	0.42	57
A505101	615036	LS05-40	50	52	TUFF	0.092	0.004	2.17	0.43	0.019	0.48	0.98	0.08	0.4	71
A505101	615037	LS05-40	52	54	TUFF	0.029	0.005	2.77	0.48	0.016	0.59	1.19	0.1	0.45	21
A505101	615038	LS05-40	54	56	TUFF	0.051	0.009	2.69	0.45	0.011	0.67	1.15	0.07	0.56	30
A505101	615039	LS05-40	56	58	TUFF	0.044	0.014	2.45	0.44	0.015	0.78	1.14	0.07	0.58	23
A505101	615041	LS05-40	58	60	TUFF-DYKE	0.051	0.008	1.58	0.72	0.02	0.8	1.17	0.07	0.5	31
A505101	615042	LS05-40	60	62	DYKE	0.088	0.009	6.84	1.65	0.126	3.76	5.26	0.33	2.89	59
A505101	615043	LS05-40	62	64	DYKE-LPTF	0.053	0.027	4.14	0.78	0.068	2.16	2.72	0.17	1.65	37
A505101	615044	LS05-40	64	66	LPTF	0.046	0.012	1.8	0.53	0.024	0.94	1.39	0.15	0.65	30
A505101	615045	LS05-40	66	68	LPTF	0.063	0.009	1.1	0.64	0.018	0.63	1.15	0.1	0.36	42
A505101	615046	LS05-40	68	70	LPTF-DYKE	0.055	0.018	2.97	0.72	0.052	1.6	2.32	0.17	1.35	38
A505101	615047	LS05-40	70	72	DYKE	0.017	0.011	6.4	2.7	0.125	3.16	6.56	0.62	2.66	9
A505101	615048	LS05-40	72	74	DYKE	0.007	0.017	6.53	2	0.12	3.35	5.45	0.43	2.71	11
A505101	615049	LS05-40	74	76	DYKE	0.017	0.034	5.72	1.06	0.106	3.08	3.25	0.14	2.32	13
A505101	615050	LS05-40	76	78	DYKE	0.029	0.02	2.72	0.76	0.101	1.38	1.47	0.09	0.82	16
A505101	615051	LS05-40	78	80	CNGL-DYKE	0.011	0.043	6.55	1.44	0.124	3.07	4.23	0.25	2.55	7
A505101	615052	LS05-40	80	82	DYKE-TUFF	0.018	0.015	3.83	0.5	0.057	1.72	2.19	0.12	1.46	5
A505101	615053	LS05-40	82	84	TUFF	0.039	0.009	1.77	0.32	0.008	0.52	1.12	0.14	0.53	19
A505101	615054	LS05-40	84	86	TUFF	0.017	0.026	6.41	1.66	0.12	3.28	4.74	0.3	2.5	16
A505101	615055	LS05-40	86	88	DYKE	0.015	0.038	7.39	1.72	0.123	3.82	5.52	0.32	3.05	9
A505101	615056	LS05-40	88	90	DYKE-TUFF	0.106	0.035	5.69	0.9	0.109	2.54	3.14	0.16	2.04	69
A505101	615057	LS05-40	90	92	WCKE	0.039	0.01	2.12	0.68	0.047	0.81	1.37	0.1	0.59	16
A505101	615058	LS05-40	92	94	WCKE-DYKE	0.012	0.022	4.05	1.19	0.074	2.11	2.86	0.15	1.56	5
A505101	615059	LS05-40	94	96	TUFF	0.04	0.009	1.69	1.2	0.037	0.75	1.63	0.12	0.48	13
A505101	615061	LS05-40	96	98	TUFF	0.04	0.015	2.81	0.88	0.016	0.76	1.68	0.12	0.65	9
A505101	615062	LS05-40	98	100	TUFF	0.027	0.014	2.83	0.61	0.008	0.76	1.73	0.1	0.72	7
A505101	615063	LS05-40	100	102	TUFF	0.01	0.018	2.61	0.52	0.009	0.44	1.44	0.1	0.48	2
A505101	615064	LS05-40	102	104	TUFF	0.004	0.061	3.79	0.64	0.006	0.47	1.2	0.09	0.38	2
A505101	615065	LS05-40	104	106	TUFF	0.006	0.012	2.02	0.91	0.009	0.41	1.43	0.09	0.35	2
A505101	615066	LS05-40	106	108	TUFF	0.006	0.011	2.17	0.4	0.018	0.39	1.27	0.06	0.54	2
A505101	615067	LS05-40	108	110	TUFF	0.007	0.021	2.87	0.55	0.012	0.55	1.55	0.1	0.54	<1
A505101	615068	LS05-40	110	112	TUFF	0.005	0.022	2.87	1.17	0.014	0.58	1.69	0.07	0.45	1
A505101	615069	LS05-40	112	114	TUFF	0.012	0.007	1.43	0.66	0.01	0.35	1.04	0.09	0.28	3
A505101	615070	LS05-40	114	114.91	TUFF	0.034	0.004	1.07	1.08	0.01	0.28	0.91	0.06	0.29	3
A505101	615071	LS05-41	3.66	5	DYKE	0.011	0.004	2.75	0.39	0.021	1.04	1.46	0.1	0.86	3
A505101	615072	LS05-41	5	7	DYKE	0.007	0.004	3.39	0.33	0.021	1.12	1.48	0.1	0.86	2
A505101	615073	LS05-41	7	9	DYKE	0.005	0.012	4.27	1.56	0.029	1.79	3.92	0.32	1.5	<1
A505101	615074	LS05-41	9	11	DYKE	0.009	0.02	6.33	1.82	0.067	3.18	5.48	0.33	2.75	4
A505101	615075	LS05-41	11	13	DYKE	0.021	0.026	6.8	2.48	0.037	3.19	6.5	0.41	2.76	15
A505101	615076	LS05-41	13	15	DYKE	0.03	0.023	6.4	1.96	0.073	2.88	5.13	0.36	2.31	23

ACME File	Sample Numer	Hole	From	To	Lith	Mo%	Cu%	Fe%	Ca%	P%	Mg%	Al%	Na%	K%	Re ppb
A505101	615077	LS05-41	15	17	DYKE	0.014	0.03	7.57	2.16	0.058	2.6	5.13	0.37	2.1	14
A505101	615078	LS05-41	17	19	DYKE	0.017	0.038	6	2.34	0.035	2.76	5.63	0.44	2.09	15
A505101	615079	LS05-41	19	21	DYKE	0.035	0.033	5.99	2.45	0.036	3.11	5.94	0.44	2.43	37
A505101	615081	LS05-41	21	23	DYKE	0.018	0.026	5.35	2.77	0.035	3.17	6.11	0.5	2.43	12
A505101	615082	LS05-41	23	25	DYKE	0.045	0.022	5.79	2.58	0.034	3.42	5.86	0.41	2.45	32
A505101	615083	LS05-41	25	27	DYKE	0.168	0.019	4.64	2.26	0.03	3.13	5.11	0.32	2.2	150
A505101	615084	LS05-41	27	29	DYKE	0.081	0.042	5.79	2.81	0.033	3.59	6.1	0.42	2.4	55
A505101	615085	LS05-41	29	31	DYKE	0.044	0.026	5.17	3.74	0.037	3.87	6.16	0.37	2.09	17
A505101	615086	LS05-41	31	33	DYKE	0.071	0.043	5.58	3.01	0.029	3.38	5.46	0.38	2.16	52
A505101	615087	LS05-41	33	35	DYKE-BRXX	0.047	0.073	7.81	2.1	0.036	4.82	5.73	0.28	2.84	33
A505101	615088	LS05-41	35	37	BRXX-QFP-SLST	0.055	0.012	1.04	0.78	0.024	0.53	0.71	0.05	0.38	34
A505101	615089	LS05-41	37	39	SLST	0.056	0.016	2.09	0.64	0.012	1.05	1.3	0.06	0.57	29
A505101	615090	LS05-41	39	41	SLST	0.118	0.013	1.53	0.47	0.032	0.84	1.2	0.07	0.56	62
A505101	615091	LS05-41	41	43	BRXX	0.119	0.004	0.93	0.85	0.057	1.08	1.16	0.07	0.42	52
A505101	615092	LS05-41	43	45	BRXX	0.091	0.005	1.05	0.69	0.1	0.95	1.04	0.07	0.47	46
A505101	615093	LS05-41	45	47	BRXX	0.111	0.015	1.32	0.76	0.101	0.87	0.97	0.06	0.41	57
A505101	615094	LS05-41	47	49	BRXX-QFP	0.131	0.005	0.75	0.9	0.016	0.19	0.46	0.03	0.22	60
A505101	615095	LS05-41	49	51	QFP	0.249	0.005	0.34	0.71	0.009	0.03	0.27	0.01	0.16	148
A505101	615096	LS05-41	51	53	QFP	0.034	0.006	0.53	1.07	0.009	0.02	0.24	0.02	0.18	8
A505101	615097	LS05-41	53	55	QFP	0.047	0.005	0.47	1.4	0.006	0.02	0.25	0.02	0.18	23
A505101	615098	LS05-41	55	57	QFP	0.03	0.002	0.39	4.14	0.008	0.04	0.35	0.01	0.15	12
A505101	615099	LS05-41	57	59	QFP	0.048	0.002	0.38	6.77	0.007	0.04	0.33	0.01	0.11	26
A505101	615101	LS05-41	59	61	QFP	0.064	0.004	0.39	1.09	0.008	0.03	0.35	0.01	0.18	22
A505101	615102	LS05-41	61	63	QFP	0.042	0.003	0.34	1.04	0.011	0.02	0.25	0.02	0.18	16
A505101	615103	LS05-41	63	65	QFP-BRXX	0.027	0.014	0.69	2.18	0.03	0.23	0.56	0.04	0.29	15
A505101	615104	LS05-41	65	67	BRXX	0.04	0.074	2.12	1.07	0.043	0.97	1.38	0.07	0.53	14
A505101	615105	LS05-41	67	69	BRXX	0.04	0.024	1.48	0.9	0.014	0.68	0.96	0.06	0.36	11
A505101	615106	LS05-41	69	71	BRXX-QFP	0.039	0.017	1.64	1.26	0.023	0.41	0.65	0.03	0.26	8
A505101	615107	LS05-41	71	73	BRXX-QFP	0.074	0.006	0.98	1.11	0.026	0.37	0.61	0.04	0.26	27
A505101	615108	LS05-41	73	75	BRXX-QFP	0.026	0.016	1.12	0.76	0.049	0.65	0.75	0.04	0.3	11
A505101	615109	LS05-41	75	77	BRXX	0.037	0.014	2	0.8	0.055	1.11	1.19	0.04	0.56	14
A505101	615110	LS05-41	77	79	BRXX-DYKE	0.043	0.014	2.94	0.75	0.096	1.27	1.6	0.08	0.89	10
A505101	615111	LS05-41	79	81	DYKE	0.017	0.027	3.9	1.04	0.103	1.4	2.37	0.21	1.22	11
A505101	615112	LS05-41	81	83	DYKE	0.014	0.014	4.17	1.18	0.085	1.29	2.38	0.2	1.09	7
A505101	615113	LS05-41	83	85	DYKE	0.028	0.018	2.93	1.14	0.092	1.28	1.93	0.14	0.94	7
A505101	615114	LS05-41	85	87	DYKE-SLST	0.018	0.044	3.31	0.84	0.09	1.38	1.86	0.16	0.87	4
A505101	615115	LS05-41	87	89	FP-WCKE	0.015	0.04	3.3	0.82	0.118	1.22	1.57	0.09	0.8	3
A505101	615116	LS05-41	89	91	WCKE	0.014	0.053	4.02	0.81	0.124	1.12	1.29	0.11	0.46	1
A505101	615117	LS05-41	91	93	WCKE	0.012	0.072	4.26	1.6	0.131	1.3	1.73	0.08	0.54	4
A505101	615118	LS05-41	93	95	WCKE	0.022	0.028	2.52	1.25	0.088	0.84	1.42	0.11	0.41	5
A505101	615119	LS05-41	95	97	WCKE	0.014	0.006	1.8	0.84	0.048	0.74	1.33	0.1	0.45	3
A505101	615121	LS05-41	97	99	WCKE	0.022	0.015	2.23	0.69	0.028	0.76	1.26	0.09	0.44	7
A505101	615122	LS05-41	99	101	WCKE	0.014	0.009	1.57	0.74	0.032	0.66	1	0.08	0.31	3
A505101	615123	LS05-41	101	103	WCKE	0.016	0.023	2.77	0.63	0.018	0.83	1.36	0.11	0.5	3
A505101	615124	LS05-41	103	105	CNGL	0.01	0.072	5	0.9	0.05	1.05	1.51	0.09	0.35	4
A505101	615125	LS05-41	105	107	CNGL	0.023	0.062	4.95	0.97	0.032	0.98	1.39	0.1	0.39	7
A505101	615126	LS05-41	107	109	CNGL	0.005	0.045	4.58	0.62	0.043	0.94	1.4	0.09	0.27	1
A505101	615127	LS05-41	109	111	CNGL	0.004	0.065	6.58	0.8	0.1	1	1.77	0.09	0.3	5
A505101	615128	LS05-41	111	113	CNGL	0.01	0.053	3.76	0.71	0.036	0.97	1.52	0.13	0.37	2
A505101	615129	LS05-41	113	114.91	CNGL	0.012	0.026	1.84	0.76	0.039	0.47	0.84	0.1	0.14	1
A505101	615130	LS05-42	3.05	5	QFP	0.01	0.001	0.17	0.03	0.009	0.02	0.18	0.03	0.13	3
A505101	615131	LS05-42	5	7	QFP	0.024	<.001	0.17	0.12	0.008	0.02	0.17	0.02	0.15	17
A505101	615132	LS05-42	7	9	QFP	0.046	0.001	0.17	0.31	0.01	0.03	0.19	0.03	0.14	41
A505101	615133	LS05-42	9	11	QFP	0.077	0.001	0.24	0.35	0.008	0.03	0.19	0.03	0.15	67
A505101	615134	LS05-42	11	13	QFP	0.136	0.001	0.17	0.35	0.01	0.03	0.18	0.02	0.13	107
A505101	615135	LS05-42	13	15	QFP	0.137	0.001	0.16	0.06	0.009	0.07	0.2	0.02	0.15	143

ACME File	Sample Numer	Hole	From	To	Lith	Mo%	Cu%	Fe%	Ca%	P%	Mg%	Al%	Na%	K%	Re ppb
A505101	615136	LS05-42	15	17	QFP	0.133	0.001	0.15	0.13	0.009	0.05	0.18	0.03	0.13	97
A505101	615137	LS05-42	17	19	QFP	0.043	0.001	0.18	0.37	0.01	0.05	0.2	0.03	0.14	38
A505101	615138	LS05-42	19	21	QFP	0.139	0.001	0.19	0.28	0.008	0.02	0.17	0.03	0.14	117
A505101	615139	LS05-42	21	23	QFP	0.052	0.001	0.16	0.38	0.01	0.02	0.17	0.03	0.13	37
A505101	615141	LS05-42	23	25	QFP	0.17	<.001	0.15	0.25	0.007	0.01	0.18	0.02	0.17	125
A505101	615142	LS05-42	25	27	QFP	0.095	0.001	0.17	0.33	0.011	0.02	0.19	0.03	0.14	67
A505101	615143	LS05-42	27	29	QFP	0.032	0.001	0.18	0.4	0.011	0.02	0.22	0.04	0.15	24
A505101	615144	LS05-42	29	31	QFP	0.048	0.001	0.22	0.31	0.011	0.04	0.23	0.03	0.18	25
A505101	615145	LS05-42	31	33	QFP	0.055	0.001	0.19	0.25	0.009	0.05	0.25	0.02	0.2	32
A505101	615146	LS05-42	33	35	QFP	0.033	0.001	0.18	0.29	0.008	0.05	0.23	0.02	0.17	17
A505101	615147	LS05-42	35	37	QFP	0.095	0.001	0.18	0.18	0.007	0.03	0.26	0.02	0.23	34
A505101	615148	LS05-42	37	39	QFP	0.108	0.001	0.14	0.22	0.009	0.05	0.24	0.03	0.16	44
A505101	615149	LS05-42	39	41	QFP	0.115	0.001	0.16	0.59	0.011	0.06	0.3	0.02	0.15	90
A505101	615150	LS05-42	41	43	QFP	0.168	0.001	0.16	0.72	0.011	0.07	0.31	0.02	0.14	156
A505101	615151	LS05-42	43	45	QFP	0.052	0.001	0.25	0.99	0.015	0.11	0.51	0.03	0.17	50
A505101	615152	LS05-42	45	47	QFP	0.168	0.001	0.18	1.18	0.012	0.05	0.27	0.02	0.16	157
A505101	615153	LS05-42	47	49	QFP	0.306	0.001	0.24	0.52	0.011	0.04	0.28	0.03	0.2	240
A505101	615154	LS05-42	49	51	QFP	0.162	0.001	0.25	0.51	0.012	0.05	0.27	0.03	0.17	128
A505101	615155	LS05-42	51	53	QFP	0.472	0.001	0.17	0.23	0.008	0.06	0.22	0.02	0.15	308
A505101	615156	LS05-42	53	55	QFP	0.114	0.001	0.19	0.42	0.009	0.04	0.23	0.02	0.18	75
A505101	615157	LS05-42	55	57	QFP	0.137	0.001	0.25	0.43	0.01	0.04	0.27	0.04	0.23	113
A505101	615158	LS05-42	57	59	QFP	0.073	0.001	0.19	0.45	0.011	0.04	0.21	0.03	0.17	37
A505101	615159	LS05-42	59	61	QFP	0.064	0.001	0.21	0.53	0.011	0.04	0.25	0.02	0.18	43
A505101	615161	LS05-42	61	63	QFP	0.053	0.001	0.23	0.48	0.013	0.08	0.23	0.03	0.17	26
A505101	615162	LS05-42	63	65	QFP	0.071	0.001	0.31	0.47	0.015	0.12	0.26	0.04	0.2	46
A505101	615163	LS05-42	65	67	QFP	0.244	0.002	0.17	0.41	0.01	0.04	0.17	0.01	0.17	245
A505101	615164	LS05-42	67	69	QFP	0.13	0.001	0.16	0.32	0.009	0.02	0.2	0.01	0.18	104
A505101	615165	LS05-42	69	71	QFP	0.098	0.001	0.14	0.43	0.011	0.03	0.2	0.01	0.16	71
A505101	615166	LS05-42	71	73	SILC	0.091	0.001	0.16	0.57	0.011	0.03	0.23	0.01	0.19	90
A505101	615167	LS05-42	73	75	SILC	0.055	0.001	0.16	0.9	0.013	0.04	0.2	0.01	0.15	56
A505101	615168	LS05-42	75	77	SILC	0.06	0.003	0.2	0.49	0.011	0.03	0.23	0.02	0.21	58
A505101	615169	LS05-42	77	79	SILC	0.182	0.002	0.2	0.66	0.011	0.02	0.19	0.02	0.16	219
A505101	615170	LS05-42	79	81	SILC	0.017	0.001	0.18	0.47	0.011	0.03	0.25	0.02	0.21	17
A505101	615171	LS05-42	81	83	SILC	0.015	0.001	0.25	0.79	0.011	0.05	0.28	0.02	0.18	7
A505101	615172	LS05-42	83	85	SILC	0.027	0.001	0.22	0.65	0.011	0.03	0.18	0.01	0.14	35
A505101	615173	LS05-42	85	87	SILC	0.04	0.002	0.37	0.71	0.013	0.07	0.27	0.02	0.19	44
A505101	615174	LS05-42	87	89	SILC	0.013	0.001	0.29	0.81	0.014	0.05	0.23	0.01	0.16	9
A505101	615175	LS05-42	89	91	SILC-GRPP	0.013	0.001	0.47	0.92	0.018	0.19	0.42	0.01	0.23	7
A505101	615176	LS05-42	91	93	GRPP	0.02	0.001	0.43	1.9	0.012	0.36	0.45	0.01	0.25	13
A505101	615177	LS05-42	93	95	GRPP-DYKE	0.034	0.003	2.72	1.35	0.051	2.34	2.38	0.02	1.72	30
A505101	615178	LS05-42	95	96.62	DYKE-GRPP	0.074	0.003	2.77	0.79	0.05	2.82	2.8	0.02	1.87	51
A505260	615238	LS05-43	7.01	9	LPTF	0.065	0.003	0.92	0.12	0.014	0.49	0.83	0.11	0.42	24
A505260	615239	LS05-43	9	11	LPTF	0.07	0.002	0.48	0.22	0.016	0.4	0.57	0.03	0.28	28
A505260	615241	LS05-43	11	13	LPTF	0.041	0.003	0.52	0.33	0.017	0.44	0.58	0.08	0.31	14
A505260	615242	LS05-43	13	15	LPTF	0.102	0.004	0.56	0.32	0.013	0.32	0.54	0.05	0.28	27
A505260	615243	LS05-43	15	17	LPTF	0.05	0.014	1.18	0.51	0.008	0.68	0.91	0.04	0.39	16
A505260	615244	LS05-43	17	19	LPTF	0.064	0.016	1.36	0.51	0.022	0.51	0.68	<.01	0.27	22
A505260	615245	LS05-43	19	21	LPTF	0.054	0.008	1.07	0.63	0.022	0.61	0.82	0.03	0.38	19
A505260	615246	LS05-43	21	23	LPTF-QFP	0.035	0.004	0.42	0.48	0.016	0.19	0.43	0.01	0.23	10
A505260	615247	LS05-43	23	25	QFP	0.018	0.001	0.24	0.28	0.007	0.08	0.31	<.01	0.21	5
A505260	615248	LS05-43	25	27	QFP	0.03	0.001	0.18	0.22	0.008	0.01	0.3	<.01	0.28	6
A505260	615249	LS05-43	27	29	QFP	0.019	0.001	0.22	0.2	0.007	0.01	0.24	<.01	0.25	2
A505260	615250	LS05-43	29	31	QFP-LPTF	0.027	0.001	0.25	0.14	0.008	0.08	0.34	0.01	0.32	8
A505260	615251	LS05-43	31	33	LPTF-DYKE	0.009	0.026	2.05	0.48	0.03	0.93	1.09	0.1	0.53	2
A505260	615252	LS05-43	33	35	LPTF-QFP	0.03	0.009	1.12	0.79	0.013	0.45	0.67	0.05	0.27	8
A505260	615253	LS05-43	35	37	QFP	0.02	0.003	0.21	0.76	0.004	0.15	0.35	<.01	0.17	5

ACME File	Sample Numer	Hole	From	To	Lith	Mo%	Cu%	Fe%	Ca%	P%	Mg%	Al%	Na%	K%	Re ppb
A505260	615254	LS05-43	37	39	QFP-BRXX	0.018	0.048	3.32	1.12	0.025	1.83	2.08	0.1	1.14	8
A505260	615255	LS05-43	39	41	BRXX	0.018	0.033	3.13	0.89	0.035	1.13	1.53	0.18	0.64	4
A505260	615256	LS05-43	41	43	BRXX	0.027	0.04	3.27	1.73	0.037	1.4	1.95	0.1	0.72	6
A505260	615257	LS05-43	43	45	BRXX-DYKE	0.035	0.048	4.46	1.34	0.042	1.85	2.46	0.14	1.08	9
A505260	615258	LS05-43	45	47	BRXX	0.061	0.024	1.77	1.13	0.035	1.23	1.42	0.07	0.67	15
A505260	615259	LS05-43	47	49	BRXX	0.011	0.041	2.98	0.67	0.035	1.18	1.54	0.13	0.71	2
A505260	615261	LS05-43	49	51	BRXX	0.02	0.044	2.96	0.86	0.041	0.93	1.31	0.09	0.42	7
A505260	615262	LS05-43	51	53	BRXX	0.085	0.015	1.62	0.68	0.036	0.72	1.06	0.06	0.34	29
A505260	615263	LS05-43	53	55	BRXX-TUFF	0.067	0.012	1.45	1.78	0.049	0.63	0.98	0.07	0.38	25
A505260	615264	LS05-43	55	57	TUFF	0.03	0.008	1	1.26	0.023	0.24	0.72	<.01	0.23	11
A505260	615265	LS05-43	57	59	TUFF	0.031	0.007	0.84	1.01	0.02	0.47	0.79	0.05	0.19	11
A505260	615266	LS05-43	59	61	TUFF	0.018	0.008	1	0.55	0.019	0.66	0.92	0.06	0.31	4
A505260	615267	LS05-43	61	63	TUFF	0.034	0.008	1.29	0.56	0.01	0.7	1.04	0.11	0.36	16
A505260	615268	LS05-43	63	65	TUFF	0.072	0.012	2.71	0.48	0.015	0.81	1.32	0.08	0.6	26
A505260	615269	LS05-43	65	67	TUFF	0.059	0.007	1.28	0.64	0.062	0.6	0.91	0.07	0.43	18
A505260	615270	LS05-43	67	69	TUFF-QFP	0.062	0.003	0.68	0.56	0.019	0.36	0.58	0.05	0.22	25
A505260	615271	LS05-43	69	71	TUFF-QFP	0.034	0.004	0.44	0.63	0.023	0.22	0.48	0.06	0.21	10
A505260	615272	LS05-43	71	73	QFP	0.04	<.001	0.28	0.65	0.018	0.04	0.5	0.09	0.21	16
A505260	615273	LS05-43	73	75	QFP	0.034	<.001	0.44	0.53	0.01	0.02	0.31	0.07	0.16	13
A505260	615274	LS05-43	75	77	QFP	0.039	0.001	0.32	0.56	0.011	0.03	0.35	0.05	0.25	11
A505260	615275	LS05-43	77	79	QFP	0.036	0.001	0.32	0.46	0.008	0.02	0.24	0.01	0.22	9
A505260	615276	LS05-43	79	81	QFP	0.066	0.002	0.33	0.3	0.006	0.02	0.26	0.02	0.25	14
A505260	615277	LS05-43	81	83	QFP-TUFF	0.028	0.001	0.39	0.61	0.009	0.03	0.26	0.02	0.2	6
A505260	615278	LS05-43	83	85	TUFF	0.02	0.01	1.57	0.71	0.033	0.46	0.83	0.08	0.44	2
A505260	615279	LS05-43	85	87	TUFF	0.03	0.007	1.05	1.05	0.025	0.36	0.69	0.05	0.29	6
A505260	615281	LS05-43	87	89	TUFF	0.034	0.01	1.49	1.18	0.045	0.67	1	0.05	0.33	5
A505260	615282	LS05-43	89	91	TUFF	0.03	0.01	1.72	1.41	0.048	0.61	1.11	0.06	0.42	5
A505260	615283	LS05-43	91	93	TUFF	0.017	0.006	1.14	3.47	0.026	0.2	0.57	0.03	0.24	4
A505260	615284	LS05-43	93	95	TUFF	0.035	0.008	1.19	1.93	0.012	0.17	0.48	0.05	0.28	9
A505260	615285	LS05-43	95	97	TUFF	0.02	0.016	1.51	0.96	0.006	0.25	0.72	0.04	0.43	1
A505260	615286	LS05-43	97	99	TUFF	0.004	0.026	2.76	0.49	0.007	0.51	1.15	0.05	0.59	3
A505260	615287	LS05-43	99	101	TUFF	0.011	0.019	2.18	0.62	0.009	0.44	0.97	0.06	0.45	1
A505260	615288	LS05-43	101	102.11	TUFF	0.003	0.011	2.35	1.49	0.029	0.54	1.23	0.09	0.5	<1
A506532	615289	LS05-44	3.5	6	QFP	0.001	0.001	0.19	0.07	0.007	0.14	0.28	0.05	0.14	<1
A506532	615290	LS05-44	6	8	QFP	0.005	0.001	0.15	0.19	0.008	0.08	0.22	0.04	0.13	1
A506532	615291	LS05-44	8	10	QFP	0.002	0.001	0.16	0.3	0.008	0.1	0.25	0.04	0.12	1
A506532	615292	LS05-44	10	12	QFP	0.001	0.001	0.17	0.26	0.008	0.07	0.23	0.05	0.12	<1
A506532	615293	LS05-44	12	14	QFP	0.006	0.001	0.15	0.2	0.007	0.08	0.23	0.04	0.11	3
A506532	615294	LS05-44	14	16	QFP	0.01	0.001	0.21	0.35	0.008	0.06	0.25	0.05	0.16	2
A506532	615295	LS05-44	16	18	QFP	0.012	0.001	0.18	0.35	0.009	0.04	0.21	0.05	0.14	6
A506532	615296	LS05-44	18	20	QFP	0.014	0.001	0.16	0.31	0.008	0.04	0.21	0.05	0.13	10
A506532	615297	LS05-44	20	22	QFP	0.034	0.001	0.15	0.36	0.008	0.04	0.21	0.05	0.13	24
A506532	615298	LS05-44	22	24	QFP	0.011	0.001	0.17	0.34	0.008	0.04	0.2	0.05	0.13	6
A506532	615299	LS05-44	24	26	QFP	0.014	0.001	0.15	0.18	0.008	0.02	0.19	0.05	0.13	8
A506532	615300	LS05-44	26	28	QFP	0.006	0.001	0.2	0.24	0.008	0.05	0.26	0.06	0.15	3
A506532	615301	LS05-44	28	30	QFP	0.007	<.001	0.17	0.59	0.008	0.06	0.23	0.04	0.13	1
A506532	615302	LS05-44	30	32	QFP	0.006	0.001	0.14	0.21	0.008	0.05	0.22	0.05	0.11	2
A506532	615303	LS05-44	32	34	QFP	0.016	0.001	0.16	0.23	0.008	0.05	0.22	0.05	0.13	12
A506532	615304	LS05-44	34	36	QFP	0.003	0.001	0.18	0.35	0.009	0.06	0.25	0.06	0.12	2
A506532	615305	LS05-44	36	38	QFP	0.008	0.001	0.14	0.23	0.008	0.07	0.24	0.05	0.12	4
A506532	615306	LS05-44	38	40	QFP	0.012	<.001	0.17	0.28	0.01	0.14	0.3	0.06	0.16	7
A506532	615307	LS05-44	40	42	QFP	0.025	<.001	0.15	0.2	0.009	0.08	0.23	0.04	0.12	18
A506532	615308	LS05-44	42	44	QFP	0.012	<.001	0.16	0.63	0.009	0.11	0.3	0.04	0.13	7
A506532	615309	LS05-44	44	46	QFP	0.004	0.001	0.16	0.22	0.01	0.14	0.35	0.05	0.14	1
A506532	615310	LS05-44	46	48	QFP	0.02	0.001	0.15	0.3	0.009	0.11	0.31	0.05	0.12	15
A506532	615311	LS05-44	48	50	QFP	0.058	0.001	0.12	1.05	0.01	0.11	0.31	0.03	0.11	53

ACME File	Sample Numer	Hole	From	To	Lith	Mo%	Cu%	Fe%	Ca%	P%	Mg%	Al%	Na%	K%	Re ppb
A506532	615312	LS05-44	50	52	QFP	0.014	0.001	0.15	0.49	0.009	0.05	0.2	0.03	0.14	7
A506532	615313	LS05-44	52	54	QFP	0.012	0.001	0.17	0.35	0.008	0.07	0.23	0.03	0.16	5
A506532	615314	LS05-44	54	56	QFP	0.011	0.001	0.16	0.27	0.009	0.09	0.25	0.03	0.16	5
A506532	615315	LS05-44	56	58	QFP	0.011	0.001	0.16	0.49	0.006	0.08	0.24	0.02	0.18	4
A506532	615316	LS05-44	58	60	QFP	0.012	0.002	0.16	0.35	0.012	0.18	0.43	0.03	0.15	9
A506532	615317	LS05-44	60	62	QFP	0.012	0.002	0.23	0.6	0.012	0.1	0.35	0.04	0.14	11
A506532	615318	LS05-44	62	64	QFP	0.038	0.001	0.2	0.61	0.012	0.07	0.28	0.04	0.15	37
A506532	615319	LS05-44	64	66	QFP	0.034	<.001	0.15	0.3	0.009	0.06	0.23	0.03	0.14	27
A506532	615321	LS05-44	66	68	QFP	0.015	0.001	0.16	0.23	0.009	0.06	0.22	0.03	0.14	8
A506532	615322	LS05-44	68	70	QFP	0.01	<.001	0.16	0.42	0.01	0.08	0.27	0.04	0.14	5
A506532	615323	LS05-44	70	72	QFP	0.022	0.012	0.19	0.33	0.008	0.05	0.23	0.03	0.14	13
A506532	615324	LS05-44	72	74	QFP	0.016	0.001	0.15	0.17	0.007	0.03	0.2	0.02	0.17	9
A506532	615325	LS05-44	74	76	QFP	0.037	0.001	0.13	0.17	0.006	0.03	0.18	0.02	0.15	33
A506532	615326	LS05-44	76	78	QFP	0.087	0.001	0.14	0.24	0.007	0.05	0.21	0.02	0.16	69
A506532	615327	LS05-44	78	80	QFP	0.025	0.001	0.14	0.23	0.007	0.08	0.27	0.02	0.15	16
A506532	615328	LS05-44	80	82	QFP	0.023	0.001	0.14	0.55	0.007	0.08	0.26	0.02	0.15	8
A506532	615329	LS05-44	82	84	QFP	0.018	0.001	0.12	0.45	0.008	0.08	0.27	0.02	0.13	6
A506532	615330	LS05-44	84	86	QFP	0.041	0.002	0.2	0.39	0.01	0.11	0.34	0.03	0.13	29
A506532	615331	LS05-44	86	88	QFP	0.029	0.002	0.25	0.39	0.018	0.16	0.45	0.04	0.15	20
A506532	615332	LS05-44	88	90	QFP	0.052	0.004	0.38	0.46	0.017	0.16	0.5	0.04	0.18	37
A506532	615333	LS05-44	90	92	QFP	0.039	0.001	0.26	0.8	0.013	0.13	0.44	0.03	0.15	37
A506532	615334	LS05-44	92	94	QFP	0.031	0.001	0.2	0.37	0.016	0.14	0.42	0.04	0.14	30
A506532	615335	LS05-44	94	96	QFP	0.048	0.001	0.17	0.39	0.014	0.1	0.31	0.04	0.13	40
A506532	615336	LS05-44	96	98	QFP	0.05	0.001	0.17	0.29	0.01	0.05	0.23	0.03	0.15	27
A506532	615337	LS05-44	98	100	QFP	0.037	0.001	0.17	0.25	0.01	0.05	0.21	0.03	0.15	32
A506532	615338	LS05-44	100	102	QFP	0.054	0.001	0.27	0.25	0.007	0.02	0.18	0.02	0.17	54
A506532	615339	LS05-44	102	104	QFP	0.033	0.001	0.2	0.24	0.009	0.03	0.19	0.02	0.17	28
A506532	615340	LS05-44	104	106	QFP	0.026	0.001	0.2	0.31	0.008	0.05	0.2	0.02	0.15	21
A506532	615341	LS05-44	106	108	QFP	0.019	0.001	0.12	0.26	0.008	0.05	0.22	0.02	0.15	15
A507015	615343	LS05-44	108	110	QFP	0.064	0.001	0.17	0.27	0.008	0.03	0.23	0.03	0.17	49
A507015	615344	LS05-44	110	112	QFP	0.074	0.001	0.16	0.29	0.008	0.05	0.21	0.03	0.15	72
A507015	615345	LS05-44	112	114	QFP	0.047	0.001	0.16	0.3	0.008	0.06	0.27	0.03	0.16	40
A507015	615347	LS05-44	114	116	QFP	0.048	0.001	0.21	0.39	0.008	0.06	0.27	0.03	0.14	43
A507015	615348	LS05-44	116	118	QFP	0.038	0.001	0.15	0.26	0.007	0.06	0.24	0.03	0.14	34
A507015	615349	LS05-44	118	120	QFP	0.051	0.001	0.16	0.18	0.006	0.05	0.21	0.03	0.16	41
A507015	615350	LS05-44	120	122	QFP	0.052	0.001	0.15	0.27	0.008	0.02	0.19	0.04	0.15	44
A507015	615351	LS05-44	122	124	QFP	0.031	0.001	0.18	0.28	0.009	0.02	0.21	0.04	0.17	33
A507015	615352	LS05-44	124	126	QFP	0.064	<.001	0.13	0.37	0.008	0.02	0.18	0.03	0.17	77
A507015	615353	LS05-44	126	128	QFP	0.022	<.001	0.14	1.63	0.012	0.06	0.29	0.02	0.14	19
A507015	615354	LS05-44	128	130	QFP	0.033	0.001	0.17	0.57	0.008	0.08	0.25	0.03	0.17	33
A507015	615355	LS05-44	130	132	QFP	0.066	0.001	0.16	0.38	0.006	0.04	0.2	0.02	0.19	52
A507015	615356	LS05-44	132	134	QFP	0.078	0.002	0.17	0.31	0.007	0.02	0.18	0.02	0.18	76
A507015	615357	LS05-44	134	136	QFP	0.052	0.001	0.15	0.29	0.006	0.03	0.21	0.02	0.21	41
A507015	615358	LS05-44	136	138	QFP	0.055	0.001	0.16	0.26	0.007	0.04	0.21	0.02	0.16	64
A507015	615359	LS05-44	138	140	QFP	0.055	0.001	0.16	0.36	0.008	0.03	0.22	0.03	0.18	66
A507015	615360	LS05-44	140	142	QFP	0.026	0.001	0.15	0.45	0.011	0.03	0.22	0.04	0.17	21
A507015	615361	LS05-44	142	144	QFP	0.033	0.001	0.15	0.47	0.01	0.03	0.21	0.03	0.16	38
A507015	615362	LS05-44	144	146	QFP	0.026	0.001	0.29	0.65	0.015	0.04	0.28	0.04	0.19	26
A507015	615363	LS05-44	146	148	QFP	0.058	0.002	0.29	0.7	0.017	0.03	0.26	0.03	0.18	70
A507015	615364	LS05-44	148	150	QFP	0.108	0.002	0.29	0.49	0.016	0.16	0.4	0.03	0.19	85
A507015	615366	LS05-44	150	152	QFP	0.042	0.001	0.33	0.57	0.017	0.1	0.35	0.04	0.18	52
A507015	615367	LS05-44	152	154	QFP	0.085	0.001	0.18	0.67	0.012	0.11	0.3	0.03	0.17	67
A507015	615368	LS05-44	154	156	QFP	0.149	0.001	0.25	0.4	0.011	0.11	0.32	0.02	0.2	154
A507015	615369	LS05-44	156	158	QFP	0.038	0.001	0.25	0.72	0.016	0.07	0.33	0.03	0.19	35
A507015	615370	LS05-44	158	160	QFP	0.069	0.001	0.15	0.36	0.013	0.1	0.32	0.02	0.18	86
A507015	615371	LS05-44	160	162	QFP	0.092	0.001	0.13	0.37	0.011	0.05	0.21	0.02	0.16	117

ACME File	Sample Numer	Hole	From	To	Lith	Mo%	Cu%	Fe%	Ca%	P%	Mg%	Al%	Na%	K%	Re ppb
A507015	615372	LS05-44	162	164	QFP	0.078	0.001	0.13	0.46	0.013	0.03	0.21	0.03	0.17	86
A507015	615373	LS05-44	164	166	QFP	0.064	0.001	0.12	0.41	0.013	0.02	0.18	0.03	0.14	87
A507015	615374	LS05-44	166	168	QFP	0.102	0.001	0.14	0.39	0.012	0.03	0.21	0.02	0.17	90
A507015	615375	LS05-44	168	170	QFP	0.117	0.001	0.14	0.34	0.012	0.02	0.18	0.02	0.17	95
A507015	615376	LS05-44	170	172	QFP	0.046	0.001	0.11	0.39	0.01	0.02	0.18	0.02	0.15	46
A507015	615377	LS05-44	172	174	QFP	0.067	0.001	0.13	0.36	0.012	0.02	0.19	0.03	0.16	68
A507015	615378	LS05-44	174	176	QFP	0.036	0.001	0.15	0.39	0.011	0.02	0.19	0.03	0.15	27
A507015	615379	LS05-44	176	178	QFP	0.068	0.001	0.14	0.42	0.011	0.03	0.22	0.03	0.16	56
A507015	615380	LS05-44	178	180	QFP	0.113	0.001	0.14	0.43	0.01	0.05	0.2	0.02	0.15	48
A507015	615381	LS05-44	180	182	QFP	0.059	0.001	0.16	0.59	0.01	0.13	0.36	0.01	0.16	34
A507015	615382	LS05-44	182	184	QFP	0.153	0.001	0.12	0.48	0.006	0.05	0.18	0.01	0.16	96
A507015	615383	LS05-44	184	186	QFP	0.05	0.001	0.14	0.51	0.01	0.07	0.19	<.01	0.16	37
A507015	615384	LS05-44	186	188	QFP	0.033	0.001	0.16	0.43	0.011	0.09	0.22	0.01	0.17	30
A507015	615385	LS05-44	188	190	QFP	0.034	0.001	0.2	0.46	0.011	0.1	0.24	0.01	0.16	40
A507015	615386	LS05-44	190	192	QFP-BRXX	0.009	0.002	0.32	0.77	0.014	0.06	0.3	0.01	0.19	6
A507015	615388	LS05-44	192	194	HRFL	0.036	0.002	0.56	0.85	0.015	0.13	0.44	0.02	0.24	37
A507015	615389	LS05-44	194	196	HRFL	0.017	0.002	0.55	1.28	0.022	0.08	0.38	0.01	0.25	13
A507015	615390	LS05-44	196	198	HRFL	0.011	0.004	0.65	1.28	0.015	0.28	0.59	0.01	0.23	8
A507015	615391	LS05-44	198	200	HRFL	0.022	0.002	0.6	0.65	0.01	0.32	0.74	0.01	0.22	16
A507015	615392	LS05-44	200	202	HRFL	0.061	0.001	0.23	0.16	0.006	0.14	0.16	<.01	0.12	63
A507015	615393	LS05-44	202	204	HRFL	0.007	0.001	0.33	0.51	0.019	0.15	0.27	<.01	0.13	6
A507015	615394	LS05-44	204	206	HRFL-GRPP	0.016	0.003	0.43	0.57	0.029	0.13	0.26	<.01	0.17	19
A507015	615395	LS05-44	206	208	GRPP	0.015	0.002	0.22	1.41	0.007	0.14	0.13	<.01	0.06	21
A507015	615396	LS05-44	208	210	GRPP	0.033	0.002	0.23	0.85	0.006	0.06	0.1	<.01	0.06	36
A507015	615397	LS05-44	210	212	GRPP	0.018	0.002	0.31	0.41	0.013	0.08	0.2	<.01	0.1	20
A507015	615398	LS05-44	212	214	GRPP	0.007	0.002	0.35	0.45	0.018	0.11	0.35	<.01	0.13	9
A507015	615399	LS05-44	214	216	GRPP	0.027	0.001	0.31	0.51	0.016	0.09	0.31	<.01	0.13	18
A507015	615400	LS05-44	216	218	GRPP	0.004	0.001	0.4	0.74	0.019	0.16	0.42	0.01	0.12	3
A507015	616701	LS05-44	218	220	GRPP	0.022	0.001	0.3	0.68	0.014	0.12	0.33	<.01	0.1	16
A507015	616702	LS05-44	220	222	GRPP	0.012	0.001	0.46	0.58	0.022	0.24	0.61	<.01	0.12	8
A507015	616703	LS05-44	222	224	GRPP	0.007	0.001	0.42	0.67	0.019	0.16	0.47	<.01	0.12	2
A507015	616704	LS05-44	224	226.5	GRPP	0.007	0.001	0.28	0.52	0.014	0.08	0.22	<.01	0.11	2
A506609	615701	LS05-45	6.4	9	OB	0.003	0.001	0.22	0.23	0.005	0.12	0.23	0.05	0.12	<1
A506609	615702	LS05-45	9	11	QFP	0.018	0.001	0.24	0.4	0.006	0.09	0.26	0.06	0.16	5
A506609	615703	LS05-45	11	13	QFP	0.011	0.001	0.51	0.36	0.006	0.05	0.26	0.07	0.16	<1
A506609	615704	LS05-45	13	15	QFP	0.004	0.001	0.47	0.44	0.005	0.05	0.26	0.07	0.17	2
A506609	615705	LS05-45	15	17	QFP	0.002	0.001	0.19	0.33	0.006	0.03	0.21	0.07	0.15	<1
A506609	615706	LS05-45	17	19	QFP	0.003	0.001	0.29	0.61	0.01	0.05	0.25	0.05	0.15	<1
A506609	615707	LS05-45	19	21	QFP	0.006	0.001	0.24	0.49	0.008	0.03	0.21	0.06	0.15	3
A506609	615708	LS05-45	21	23	QFP	0.001	0.001	0.21	0.47	0.007	0.03	0.24	0.07	0.15	<1
A506609	615709	LS05-45	23	25	QFP	0.001	0.001	0.21	0.36	0.008	0.02	0.21	0.07	0.15	1
A506609	615710	LS05-45	25	27	QFP	0.008	0.001	0.26	0.41	0.01	0.02	0.26	0.08	0.19	4
A506609	615711	LS05-45	27	29	QFP	0.003	0.001	0.22	0.35	0.008	0.02	0.21	0.07	0.14	1
A506609	615712	LS05-45	29	31	QFP	0.003	0.001	0.24	0.3	0.007	0.02	0.22	0.07	0.14	2
A506609	615713	LS05-45	31	33	QFP	0.004	0.001	0.22	0.28	0.008	0.04	0.23	0.05	0.16	1
A506609	615714	LS05-45	33	35	QFP	0.006	0.001	0.34	0.3	0.009	0.03	0.22	0.05	0.15	3
A506609	615715	LS05-45	35	37	QFP	0.005	0.001	0.34	0.23	0.009	0.05	0.29	0.07	0.2	2
A506609	615717	LS05-45	37	39	QFP	0.008	0.001	0.23	0.37	0.01	0.03	0.22	0.05	0.17	4
A506609	615718	LS05-45	39	41	QFP	0.01	0.001	0.27	0.51	0.011	0.04	0.26	0.05	0.17	3
A506609	615719	LS05-45	41	43	QFP	0.007	0.001	0.3	0.32	0.009	0.09	0.32	0.05	0.14	1
A506609	615720	LS05-45	43	45	QFP	0.007	0.001	0.18	0.27	0.008	0.05	0.24	0.06	0.14	2
A506609	615721	LS05-45	45	47	QFP	0.01	0.001	0.23	0.28	0.009	0.04	0.25	0.06	0.17	2
A506609	615722	LS05-45	47	49	QFP	0.01	0.001	0.22	0.23	0.009	0.05	0.24	0.05	0.15	4
A506609	615723	LS05-45	49	51	QFP	0.01	0.001	0.2	0.34	0.009	0.03	0.22	0.05	0.17	4
A506609	615724	LS05-45	51	53	QFP	0.015	0.001	0.19	0.24	0.009	0.06	0.24	0.05	0.14	5
A506609	615725	LS05-45	53	55	QFP	0.02	0.001	0.2	0.21	0.011	0.11	0.32	0.05	0.17	9

ACME File	Sample Numer	Hole	From	To	Lith	Mo%	Cu%	Fe%	Ca%	P%	Mg%	Al%	Na%	K%	Re ppb
A506609	615726	LS05-45	55	57	QFP	0.021	0.001	0.2	0.22	0.011	0.09	0.27	0.05	0.15	10
A506609	615727	LS05-45	57	59	QFP	0.026	0.001	0.24	0.23	0.009	0.09	0.31	0.04	0.21	9
A506609	615728	LS05-45	59	61	QFP	0.036	0.001	0.18	0.12	0.007	0.03	0.21	0.03	0.2	8
A506609	615729	LS05-45	61	63	QFP	0.01	0.001	0.18	0.21	0.011	0.05	0.24	0.05	0.18	4
A506609	615730	LS05-45	63	65	QFP	0.015	0.001	0.18	0.17	0.01	0.03	0.22	0.05	0.15	8
A506609	615731	LS05-45	65	67	QFP	0.027	0.001	0.15	0.13	0.008	0.02	0.21	0.05	0.15	10
A506609	615732	LS05-45	67	69	QFP	0.02	0.001	0.16	0.15	0.009	0.02	0.18	0.04	0.13	13
A506609	615733	LS05-45	69	71	QFP	0.018	<.001	0.2	0.15	0.012	0.03	0.22	0.06	0.14	10
A506609	615734	LS05-45	71	73	QFP	0.024	<.001	0.35	0.35	0.012	0.03	0.22	0.07	0.14	8
A506609	615735	LS05-45	73	75	QFP	0.026	<.001	0.21	0.29	0.01	0.02	0.22	0.11	0.17	10
A506609	615736	LS05-45	75	77	QFP	0.025	<.001	0.23	0.26	0.011	0.05	0.24	0.05	0.13	18
A506609	615737	LS05-45	77	79	QFP	0.017	<.001	0.29	0.29	0.01	0.05	0.29	0.09	0.12	8
A506609	615739	LS05-45	81	83	QFP	0.009	<.001	0.3	0.22	0.008	0.11	0.34	0.1	0.19	2
A506609	615740	LS05-45	83	85	QFP	0.057	<.001	0.23	0.33	0.008	0.05	0.24	0.06	0.15	31
A506609	615741	LS05-45	85	87	QFP	0.041	<.001	0.24	0.38	0.008	0.05	0.25	0.09	0.15	20
A506609	615742	LS05-45	87	89	QFP	0.009	<.001	0.21	0.33	0.009	0.12	0.27	0.1	0.14	6
A506609	615743	LS05-45	89	91	QFP	0.036	<.001	0.2	0.34	0.008	0.05	0.27	0.09	0.16	25
A507216	615744	LS05-45	91	93	QFP	0.009	<.001	0.18	0.24	0.006	0.03	0.17	0.07	0.1	4
A507216	615745	LS05-45	93	95	QFP	0.029	<.001	0.19	0.26	0.01	0.09	0.22	0.11	0.19	16
A507216	615746	LS05-45	95	97	QFP	0.021	<.001	0.17	0.33	0.006	0.06	0.19	0.12	0.14	13
A507216	615747	LS05-45	97	99	QFP	0.011	<.001	0.15	0.23	0.009	0.07	0.15	0.07	0.13	6
A507216	615748	LS05-45	99	101	QFP	0.017	<.001	0.15	0.12	0.011	0.01	0.16	0.07	0.15	9
A507216	615749	LS05-45	101	103	QFP	0.014	<.001	0.22	0.08	0.011	0.01	0.15	0.06	0.17	7
A507216	615750	LS05-45	103	104.8	QFP	0.017	<.001	0.15	0.08	0.012	<.01	0.14	0.06	0.16	10
A507016	615401	LS05-46	6	8	QFP	0.005	<.001	0.17	0.24	0.014	0.05	0.26	0.1	0.11	<1
A507016	615402	LS05-46	8	10	QFP	0.002	0.001	0.21	0.29	0.011	0.05	0.26	0.13	0.15	<1
A507016	615403	LS05-46	10	12	QFP	0.006	<.001	0.16	0.38	0.012	0.06	0.3	0.04	0.13	3
A507016	615404	LS05-46	12	14	QFP	0.004	0.001	0.21	0.39	0.014	0.02	0.22	0.03	0.14	<1
A507016	615405	LS05-46	14	16	QFP	0.009	<.001	0.18	0.44	0.014	0.03	0.24	0.06	0.12	4
A507016	615406	LS05-46	16	18	QFP	0.006	<.001	0.19	0.44	0.018	0.03	0.29	0.07	0.13	4
A507016	615407	LS05-46	18	20	QFP	0.013	<.001	0.69	0.64	0.016	0.06	0.35	0.03	0.12	8
A507016	615408	LS05-46	20	22	QFP	0.006	0.001	0.32	0.62	0.016	0.07	0.38	0.07	0.14	2
A507016	615409	LS05-46	22	24	QFP	0.007	<.001	0.19	0.45	0.014	0.08	0.34	0.05	0.15	2
A507016	615410	LS05-46	24	26	QFP	0.012	<.001	0.16	0.33	0.012	0.05	0.26	0.03	0.17	4
A507016	615411	LS05-46	26	28	QFP	0.054	<.001	0.19	0.3	0.01	0.06	0.27	0.01	0.19	26
A507016	615412	LS05-46	28	30	QFP	0.005	<.001	0.18	0.28	0.013	0.08	0.3	0.08	0.17	5
A507016	615413	LS05-46	30	32	QFP	0.006	<.001	0.18	0.27	0.015	0.12	0.32	0.07	0.23	2
A507016	615414	LS05-46	32	34	QFP	0.011	<.001	0.16	0.28	0.01	0.11	0.32	0.05	0.15	4
A507016	615415	LS05-46	34	36	QFP	0.01	0.001	0.17	0.32	0.011	0.06	0.27	0.01	0.2	5
A507016	615416	LS05-46	36	38	QFP	0.012	<.001	0.15	0.37	0.016	0.06	0.26	<.01	0.13	9
A507016	615417	LS05-46	38	40	QFP	0.008	<.001	0.17	0.25	0.013	0.09	0.27	0.04	0.21	4
A507016	615418	LS05-46	40	42	QFP	0.009	<.001	0.19	0.2	0.013	0.09	0.27	0.03	0.17	4
A507016	615419	LS05-46	42	44	QFP	0.008	0.001	0.21	0.23	0.012	0.11	0.32	0.08	0.15	7
A507016	615420	LS05-46	44	46	QFP	0.019	<.001	0.19	0.16	0.011	0.1	0.29	0.02	0.2	18
A507016	615421	LS05-46	46	48	QFP	0.036	0.001	0.14	0.07	0.008	0.06	0.2	0.02	0.21	18
A507016	615423	LS05-46	48	50	QFP	0.106	0.001	0.19	0.26	0.01	0.07	0.21	0.03	0.13	58
A507016	615424	LS05-46	50	52	QFP	0.071	0.001	0.2	0.41	0.01	0.07	0.21	<.01	0.17	16
A507016	615425	LS05-46	52	54	QFP	0.186	<.001	0.21	0.28	0.008	0.07	0.25	<.01	0.13	92
A507016	615426	LS05-46	54	56	QFP	0.005	<.001	0.25	0.44	0.017	0.13	0.35	0.06	0.14	3
A507016	615427	LS05-46	56	58	QFP	0.008	0.001	0.24	0.38	0.022	0.17	0.38	0.05	0.15	5
A507016	615428	LS05-46	58	60	QFP	0.069	<.001	0.19	1.13	0.018	0.15	0.35	<.01	0.15	48
A507016	615429	LS05-46	60	62	QFP	0.044	<.001	0.21	0.37	0.011	0.14	0.36	0.07	0.18	28
A507016	615430	LS05-46	62	64	QFP	0.008	0.001	0.16	0.22	0.013	0.07	0.26	0.05	0.16	4
A507016	615431	LS05-46	64	66	QFP	0.008	0.001	0.15	0.2	0.011	0.1	0.29	0.08	0.14	4
A507016	615432	LS05-46	66	68	QFP	0.04	0.001	0.14	0.23	0.013	0.04	0.25	0.03	0.11	27
A507016	615433	LS05-46	68	70	QFP-DYKE	0.006	0.001	0.32	0.37	0.018	0.16	0.38	0.09	0.18	2

ACME File	Sample Numer	Hole	From	To	Lith	Mo%	Cu%	Fe%	Ca%	P%	Mg%	Al%	Na%	K%	Re ppb
A507016	615434	LS05-46	70	72	QFP	0.011	0.001	0.22	0.42	0.016	0.09	0.26	0.03	0.14	4
A507016	615435	LS05-46	72	74	QFP	0.009	<.001	0.18	0.42	0.015	0.03	0.22	0.09	0.15	3
A507016	615436	LS05-46	74	76	QFP	0.01	0.001	0.17	0.35	0.017	0.02	0.2	0.09	0.13	5
A507016	615437	LS05-46	76	78	QFP	0.018	<.001	0.15	0.19	0.014	0.01	0.2	0.03	0.11	12
A507016	615438	LS05-46	78	80	QFP	0.016	<.001	0.15	0.11	0.013	0.01	0.19	0.03	0.1	10
A507016	615439	LS05-46	80	82	QFP	0.044	0.001	0.13	0.1	0.016	0.01	0.17	0.05	0.11	31
A507016	615440	LS05-46	82	84	QFP	0.045	0.001	0.18	0.38	0.013	0.02	0.21	0.07	0.11	34
A507016	615441	LS05-46	84	86	QFP	0.008	0.001	0.19	0.43	0.015	0.02	0.21	0.04	0.15	7
A507016	615442	LS05-46	86	88	QFP	0.014	0.001	0.16	0.29	0.016	0.02	0.24	0.02	0.13	12
A507016	615443	LS05-46	88	90	QFP	0.02	0.001	0.16	0.27	0.015	0.02	0.2	0.08	0.12	16
A507016	615444	LS05-46	90	92	QFP	0.013	0.001	0.18	0.31	0.014	0.02	0.21	0.02	0.14	6
A507016	615445	LS05-46	92	94	QFP	0.034	<.001	0.19	0.36	0.018	0.03	0.2	<.01	0.16	36
A507016	615446	LS05-46	94	96	QFP	0.017	0.001	0.18	0.3	0.016	0.02	0.19	0.04	0.12	15
A507016	615447	LS05-46	96	98	QFP	0.043	<.001	0.18	0.29	0.015	0.02	0.18	0.03	0.15	31
A507044	615448	LS05-46	98	100	QFP	0.014	0.001	0.19	0.37	0.008	0.06	0.2	0.02	0.19	10
A507044	615450	LS05-46	100	102	QFP	0.021	0.001	0.16	0.29	0.011	0.06	0.21	0.04	0.17	17
A507044	615451	LS05-46	102	104	QFP	0.024	<.001	0.14	0.21	0.01	0.02	0.17	0.04	0.12	24
A507044	615452	LS05-46	104	106	QFP	0.028	0.001	0.12	0.23	0.009	0.02	0.17	0.03	0.16	17
A507044	615453	LS05-46	106	108	QFP	0.036	0.001	0.13	0.25	0.008	0.02	0.18	0.03	0.16	29
A507044	615454	LS05-46	108	110	QFP	0.033	0.002	0.22	0.27	0.01	0.03	0.19	0.03	0.13	23
A507044	615455	LS05-46	110	112	QFP	0.035	0.001	0.19	1.25	0.009	0.04	0.23	0.03	0.13	32
A507044	615456	LS05-46	112	114	QFP	0.022	<.001	0.14	0.36	0.009	0.02	0.19	0.02	0.16	21
A507044	615457	LS05-46	114	116	QFP	0.014	0.001	0.16	0.28	0.009	0.03	0.17	0.02	0.12	10
A507044	615458	LS05-46	116	118	QFP	0.019	0.001	0.18	0.35	0.01	0.04	0.22	0.03	0.14	11
A507044	615459	LS05-46	118	120	QFP	0.019	0.002	0.18	0.52	0.012	0.03	0.19	0.04	0.13	13
A507044	615460	LS05-46	120	122	QFP	0.024	0.001	0.17	0.54	0.014	0.05	0.19	0.02	0.12	24
A507044	615461	LS05-46	122	124	QFP	0.011	0.002	0.43	0.7	0.018	0.1	0.25	0.04	0.17	7
A507044	615463	LS05-46	124	126	QFP	0.036	0.001	0.32	0.48	0.015	0.1	0.2	0.03	0.13	39
A507044	615464	LS05-46	126	128	QFP	0.029	<.001	0.29	0.52	0.016	0.1	0.23	0.05	0.16	27
A507044	615465	LS05-46	128	130	QFP	0.076	0.001	0.22	0.72	0.014	0.05	0.23	0.03	0.18	40
A507044	615466	LS05-46	130	132	QFP	0.18	<.001	0.19	0.55	0.012	0.04	0.21	0.03	0.16	106
A507044	615467	LS05-46	132	134	QFP	0.076	0.001	0.25	0.58	0.014	0.05	0.22	0.03	0.17	69
A507044	615468	LS05-46	134	136	QFP	0.047	0.002	0.33	0.7	0.017	0.08	0.34	0.03	0.16	37
A507044	615469	LS05-46	136	138	QFP	0.04	0.001	0.22	0.59	0.016	0.05	0.26	0.04	0.15	30
A507044	615470	LS05-46	138	140	QFP	0.066	0.001	0.14	0.51	0.013	0.05	0.23	0.03	0.14	60
A507044	615471	LS05-46	140	142	QFP	0.092	0.001	0.14	0.44	0.013	0.05	0.23	0.03	0.13	79
A507044	615472	LS05-46	142	144	QFP	0.039	<.001	0.15	0.79	0.013	0.07	0.33	0.03	0.12	36
A507044	615473	LS05-46	144	146	QFP	0.061	0.005	0.21	0.4	0.013	0.06	0.21	0.02	0.11	56
A507044	615474	LS05-46	146	148	QFP	0.181	0.001	0.15	0.44	0.011	0.06	0.24	0.01	0.12	188
A507044	615475	LS05-46	148	150	QFP	0.182	0.001	0.17	0.27	0.008	0.06	0.21	0.01	0.15	202
A507044	615476	LS05-46	150	152	QFP	0.122	0.001	0.16	0.28	0.009	0.03	0.18	0.01	0.16	120
A507044	615477	LS05-46	152	154	QFP	0.074	0.001	0.14	0.35	0.013	0.02	0.2	0.02	0.18	52
A507044	615478	LS05-46	154	156	QFP	0.106	0.001	0.13	0.32	0.011	0.02	0.18	0.02	0.17	80
A507044	615479	LS05-46	156	158	QFP	0.102	0.001	0.11	0.41	0.01	0.03	0.19	0.01	0.16	92
A507044	615480	LS05-46	158	160	QFP	0.086	0.002	0.13	0.31	0.009	0.02	0.16	0.01	0.16	78
A507044	615481	LS05-46	160	162	QFP	0.059	0.001	0.12	0.53	0.01	0.03	0.15	0.01	0.14	53
A507044	615482	LS05-46	162	164	QFP	0.375	0.001	0.16	0.3	0.005	0.02	0.14	0.01	0.13	267
A507044	615483	LS05-46	164	166	QFP	0.139	0.001	0.14	0.4	0.009	0.03	0.17	0.01	0.14	92
A507044	615484	LS05-46	166	168	QFP	0.169	0.001	0.18	0.37	0.009	0.04	0.2	0.02	0.15	123
A507044	615485	LS05-46	168	170	QFP	0.231	0.001	0.16	0.28	0.008	0.02	0.15	0.02	0.14	176
A507044	615486	LS05-46	170	172	QFP	0.149	0.001	0.18	0.36	0.01	0.02	0.18	0.02	0.16	105
A507044	615487	LS05-46	172	174	QFP	0.253	0.001	0.18	0.4	0.01	0.03	0.19	0.02	0.14	246
A507044	615488	LS05-46	174	176	QFP	0.115	0.001	0.15	0.32	0.011	0.02	0.15	0.02	0.12	129
A507044	615490	LS05-46	176	178	QFP	0.073	0.001	0.18	0.43	0.012	0.03	0.22	0.03	0.16	61
A507044	615491	LS05-46	178	180	QFP	0.065	0.001	0.16	0.48	0.013	0.03	0.19	0.02	0.13	51
A507044	615492	LS05-46	180	182	QFP	0.063	0.001	0.2	0.55	0.012	0.04	0.22	0.01	0.14	44

ACME File	Sample Numer	Hole	From	To	Lith	Mo%	Cu%	Fe%	Ca%	P%	Mg%	Al%	Na%	K%	Re ppb
A507044	615493	LS05-46	182	184	QFP	0.122	0.001	0.16	0.38	0.011	0.04	0.18	0.01	0.13	110
A507044	615494	LS05-46	184	186	QFP	0.059	0.002	0.2	0.4	0.009	0.06	0.23	0.01	0.14	47
A507044	615495	LS05-46	186	188	QFP	0.066	0.001	0.18	0.73	0.01	0.07	0.27	0.01	0.14	55
A507044	615496	LS05-46	188	190	QFP	0.045	0.001	0.2	0.41	0.012	0.06	0.27	0.02	0.15	26
A507044	615497	LS05-46	190	192	QFP	0.064	0.001	0.19	0.32	0.011	0.05	0.21	0.01	0.13	54
A507044	615498	LS05-46	192	194	QFP	0.08	0.001	0.19	0.36	0.01	0.07	0.25	0.01	0.13	75
A507044	615499	LS05-46	194	196	QFP	0.03	0.001	0.2	0.47	0.011	0.07	0.25	0.02	0.14	23
A507044	615500	LS05-46	196	198	QFP	0.037	0.001	0.23	0.55	0.017	0.09	0.26	0.01	0.15	33
A507044	615501	LS05-46	198	200	QFP	0.039	0.001	0.21	0.41	0.009	0.07	0.19	0.01	0.13	35
A507044	615502	LS05-46	200	202	QFP	0.024	0.002	0.24	1.03	0.01	0.09	0.28	<.01	0.12	22
A507044	615503	LS05-46	202	204	QFP	0.096	0.001	0.21	0.31	0.004	0.05	0.15	0.01	0.11	53
A507044	615504	LS05-46	204	206	QFP	0.044	0.001	0.26	0.52	0.008	0.08	0.25	0.01	0.14	29
A507044	615505	LS05-46	206	208	QFP	0.05	0.001	0.23	0.71	0.01	0.06	0.24	0.01	0.14	40
A507044	615506	LS05-46	208	210	QFP	0.052	0.001	0.22	0.68	0.005	0.03	0.17	0.01	0.15	28
A507044	615507	LS05-46	210	212	QFP	0.061	0.001	0.21	0.53	0.01	0.04	0.18	<.01	0.13	32
A507044	615508	LS05-46	212	214	QFP-TUFF	0.032	0.001	0.47	1.33	0.021	0.16	0.44	<.01	0.15	28
A507044	615509	LS05-46	214	216	TUFF	0.02	0.002	0.88	0.84	0.033	0.48	0.79	0.01	0.4	14
A507044	615510	LS05-46	216	218	TUFF	0.008	0.003	1.31	0.66	0.021	0.75	0.98	0.01	0.62	4
A507044	615511	LS05-46	218	220	TUFF	0.007	0.001	0.6	0.55	0.024	0.37	0.57	0.01	0.29	10
A507044	615512	LS05-46	220	222	TUFF	0.005	<.001	0.34	0.43	0.013	0.13	0.27	0.01	0.13	5
A507044	615513	LS05-46	222	224	TUFF	0.003	<.001	0.21	0.32	0.012	0.04	0.09	<.01	0.07	3
A507044	615514	LS05-46	224	226	SILC	0.005	<.001	0.23	0.43	0.014	0.05	0.11	<.01	0.08	6
A507044	615515	LS05-46	226	228	SILC	0.021	<.001	0.19	0.34	0.007	0.02	0.06	<.01	0.04	14
A507044	615517	LS05-46	228	230	SILC	0.005	0.001	0.21	0.45	0.012	0.04	0.08	<.01	0.06	5
A507044	615518	LS05-46	230	232	SILC	0.011	0.001	0.22	0.36	0.01	0.04	0.11	<.01	0.07	11
A507044	615519	LS05-46	232	233.8	SILC	0.006	0.001	0.27	0.36	0.012	0.06	0.15	<.01	0.09	3
A507510	616714	LS05-47	4.3	6	QFP	0.005	<.001	0.26	0.39	0.014	0.02	0.27	0.05	0.27	1
A507510	616715	LS05-47	6	8	QFP	0.02	<.001	0.23	0.5	0.008	0.02	0.24	0.03	0.23	9
A507510	616716	LS05-47	8	10	QFP	0.103	<.001	0.31	0.32	0.011	0.01	0.23	0.06	0.26	42
A507510	616717	LS05-47	10	12	QFP	0.08	<.001	0.22	0.28	0.011	0.01	0.2	<.01	0.3	29
A507510	616718	LS05-47	12	14	QFP	0.007	<.001	0.27	0.47	0.012	0.02	0.25	<.01	0.26	3
A507576	616719	LS05-47	14	16	QFP	0.009	0.001	0.29	0.32	0.008	0.01	0.23	0.06	0.19	7
A507576	616720	LS05-47	16	18	QFP	0.013	0.001	0.17	0.19	0.008	0.01	0.24	0.04	0.23	5
A507576	616721	LS05-47	18	20	QFP	0.008	0.001	0.21	0.23	0.007	0.01	0.25	0.01	0.24	2
A507576	616722	LS05-47	20	22	QFP	0.004	0.001	0.16	0.24	0.009	0.01	0.24	0.05	0.21	1
A507576	616723	LS05-47	22	24	QFP	0.006	0.001	0.17	0.21	0.008	0.01	0.28	0.09	0.24	4
A507576	616724	LS05-47	24	26	QFP	0.018	0.001	0.16	0.11	0.006	0.01	0.21	0.04	0.24	2
A507576	616725	LS05-47	26	28	QFP	0.016	0.001	0.15	0.18	0.009	0.01	0.27	0.07	0.27	8
A507576	616726	LS05-47	28	30	QFP	0.009	0.001	0.17	0.15	0.01	0.01	0.21	0.04	0.22	5
A507576	616727	LS05-47	30	32	QFP	0.025	0.001	0.15	0.17	0.01	0.01	0.3	0.08	0.23	9
A507576	616728	LS05-47	32	34	QFP	0.013	<.001	0.17	0.39	0.01	0.01	0.22	0.04	0.17	6
A507576	616729	LS05-47	34	36	QFP	0.008	0.001	0.25	0.46	0.011	0.02	0.24	0.05	0.19	5
A507576	616731	LS05-47	36	38	QFP	0.022	0.001	0.21	0.3	0.011	0.03	0.33	0.09	0.23	12
A507576	616732	LS05-47	38	40	QFP	0.017	0.001	0.17	0.25	0.01	0.02	0.25	0.03	0.19	9
A507576	616733	LS05-47	40	42	QFP	0.025	0.001	0.21	0.48	0.013	0.03	0.32	0.07	0.2	13
A507576	616734	LS05-47	42	44	QFP	0.016	0.001	0.21	0.45	0.012	0.05	0.35	0.05	0.22	7
A507576	616735	LS05-47	44	46	QFP	0.038	0.001	0.23	0.33	0.011	0.06	0.35	0.08	0.25	26
A507576	616736	LS05-47	46	48	QFP	0.03	0.001	0.12	0.2	0.008	0.02	0.26	0.04	0.17	18
A507576	616737	LS05-47	48	50	QFP	0.017	0.001	0.15	0.23	0.011	0.02	0.34	0.08	0.25	10
A507576	616738	LS05-47	50	52	QFP	0.025	<.001	0.13	0.32	0.012	0.03	0.27	0.07	0.18	12
A507576	616739	LS05-47	52	54	QFP	0.044	0.001	0.17	0.58	0.009	0.03	0.33	0.05	0.23	29
A507576	616740	LS05-47	54	56	QFP	0.046	<.001	0.15	0.49	0.009	0.03	0.27	0.03	0.21	30
A507576	616741	LS05-47	56	58	QFP	0.026	<.001	0.15	0.49	0.01	0.05	0.34	0.06	0.17	19
A507576	616742	LS05-47	58	60	QFP	0.017	0.001	0.15	0.6	0.01	0.05	0.31	0.04	0.11	13
A507576	616743	LS05-47	60	62	QFP	0.039	0.001	0.16	1.25	0.01	0.05	0.39	0.02	0.23	21
A507576	616744	LS05-47	62	64	QFP	0.02	<.001	0.21	0.53	0.007	0.03	0.24	0.04	0.18	14

ACME File	Sample Numer	Hole	From	To	Lith	Mo%	Cu%	Fe%	Ca%	P%	Mg%	Al%	Na%	K%	Re ppb
A507576	616745	LS05-47	64	66	QFP	0.027	0.001	0.17	0.32	0.003	0.04	0.28	0.02	0.23	17
A507576	616746	LS05-47	66	68	QFP	0.024	0.001	0.17	0.31	0.005	0.03	0.24	0.02	0.21	13
A507576	616747	LS05-47	68	70	QFP	0.175	0.001	0.15	0.23	0.001	0.01	0.2	0.01	0.2	152
A507576	616749	LS05-47	70	72	QFP	0.02	0.001	0.16	0.3	0.008	0.09	0.34	0.01	0.33	11
A507576	616750	LS05-47	72	74	QFP	0.054	0.001	0.16	0.22	0.006	0.02	0.24	<.01	0.21	40
A507576	616751	LS05-47	74	76	QFP	0.091	0.001	0.15	0.19	0.007	0.02	0.27	0.03	0.24	68
A507576	616752	LS05-47	76	78	QFP	0.032	0.001	0.16	0.22	0.005	0.02	0.29	0.03	0.26	21
A507576	616753	LS05-47	78	80	QFP	0.016	0.001	0.14	0.22	0.007	0.02	0.25	0.03	0.23	8
A507576	616754	LS05-47	80	82	QFP	0.025	0.002	0.37	0.28	0.008	0.02	0.27	0.05	0.21	12
A507576	616755	LS05-47	82	84	QFP	0.024	0.01	0.37	0.31	0.011	0.02	0.28	0.04	0.18	10
A507576	616756	LS05-47	84	86	QFP	0.049	0.001	0.22	0.25	0.01	0.02	0.32	0.07	0.26	35
A507576	616757	LS05-47	86	88	QFP	0.03	0.001	0.15	0.22	0.01	0.02	0.29	0.05	0.25	17
A507576	616758	LS05-47	88	90	QFP	0.037	0.001	0.15	0.18	0.012	0.02	0.3	0.07	0.15	25
A507576	616759	LS05-47	90	92	QFP	0.036	0.001	0.14	0.4	0.008	0.02	0.29	0.07	0.21	29
A507576	616761	LS05-47	92	94	QFP	0.017	0.001	0.14	0.45	0.01	0.03	0.34	0.05	0.21	12
A507576	616762	LS05-47	94	96	QFP	0.059	0.001	0.15	0.47	0.009	0.04	0.34	0.06	0.2	53
A507576	616763	LS05-47	96	98	QFP	0.019	0.001	0.13	0.78	0.012	0.03	0.36	0.03	0.2	12
A507576	616764	LS05-47	98	100	QFP	0.052	0.001	0.12	0.97	0.01	0.03	0.36	0.03	0.18	48
A507576	616765	LS05-47	100	102	QFP	0.041	0.001	0.1	0.36	0.014	0.02	0.35	0.04	0.22	30
A507576	616766	LS05-47	102	104	QFP	0.077	0.001	0.16	0.3	0.014	0.02	0.31	0.05	0.21	63
A507576	616767	LS05-47	104	106	QFP	0.12	0.001	0.12	0.3	0.014	0.01	0.25	0.04	0.18	121
A507576	616768	LS05-47	106	108	QFP	0.099	0.001	0.14	0.43	0.011	0.02	0.29	0.04	0.19	92
A507576	616769	LS05-47	108	110	QFP	0.092	0.001	0.11	0.53	0.014	0.03	0.31	0.06	0.16	77
A507576	616770	LS05-47	110	112	QFP	0.257	0.001	0.16	0.29	0.013	0.01	0.27	0.05	0.21	301
A507576	616771	LS05-47	112	114	QFP	0.096	0.001	0.14	0.27	0.01	0.02	0.24	0.07	0.22	90
A507576	616772	LS05-47	114	116	QFP	0.167	0.001	0.15	0.09	0.009	0.02	0.25	0.04	0.26	193
A507576	616773	LS05-47	116	118	QFP	0.085	0.001	0.17	0.29	0.012	0.04	0.24	0.05	0.2	67
A507576	616774	LS05-47	118	120	QFP	0.121	0.001	0.15	0.39	0.012	0.02	0.27	0.05	0.21	127
A507576	616775	LS05-47	120	122	QFP	0.131	0.001	0.12	0.5	0.011	0.02	0.26	0.05	0.19	108
A507576	616776	LS05-47	122	124	QFP	0.086	0.001	0.16	0.46	0.012	0.02	0.27	0.08	0.19	74
A507576	616777	LS05-47	124	126	QFP	0.051	0.001	0.15	0.52	0.011	0.02	0.27	0.04	0.21	41
A507576	616778	LS05-47	126	128	QFP	0.089	0.001	0.18	0.35	0.01	0.02	0.32	0.1	0.25	66
A507576	616779	LS05-47	128	130	QFP	0.061	0.001	0.14	0.39	0.011	0.03	0.28	0.05	0.22	53
A507576	616780	LS05-47	130	132	QFP	0.066	0.001	0.2	0.47	0.014	0.02	0.3	0.06	0.22	64
A507576	616781	LS05-47	132	134	QFP	0.135	<.001	0.16	0.52	0.013	0.03	0.27	0.02	0.21	122
A507576	616782	LS05-47	134	136	QFP	0.034	0.001	0.21	0.25	0.012	0.02	0.26	0.04	0.2	24
A507576	616783	LS05-47	136	138	QFP	0.041	0.001	0.13	2.03	0.013	0.03	0.21	0.02	0.15	32
A507576	616784	LS05-47	138	140	QFP	0.114	0.001	0.17	0.53	0.012	0.04	0.29	0.06	0.14	79
A507576	616785	LS05-47	140	142	QFP	0.036	0.001	0.19	0.46	0.014	0.03	0.27	0.06	0.17	33
A507576	616786	LS05-47	142	144	QFP	0.097	0.001	0.2	0.36	0.014	0.07	0.25	0.03	0.18	85
A507576	616787	LS05-47	144	146	QFP	0.104	0.002	0.19	0.24	0.01	0.06	0.23	0.02	0.24	99
A507576	616789	LS05-47	146	148	QFP	0.055	0.001	0.22	0.3	0.012	0.07	0.24	0.03	0.21	48
A507576	616790	LS05-47	148	150	QFP	0.037	0.001	0.23	0.26	0.01	0.08	0.25	0.03	0.2	27
A507576	616791	LS05-47	150	152	QFP	0.049	0.001	0.18	0.26	0.013	0.07	0.23	0.06	0.19	37
A507576	616792	LS05-47	152	154	QFP	0.033	0.001	0.2	0.24	0.011	0.07	0.22	0.07	0.19	26
A507576	616793	LS05-47	154	156	QFP	0.06	0.001	0.17	0.28	0.015	0.06	0.23	0.02	0.19	70
A507576	616794	LS05-47	156	158	QFP	0.035	0.001	0.18	0.51	0.013	0.02	0.24	0.04	0.18	31
A507576	616795	LS05-47	158	160	QFP	0.046	0.001	0.25	0.75	0.018	0.08	0.36	0.06	0.2	40
A507576	616796	LS05-47	160	162	QFP	0.039	0.001	0.23	0.76	0.016	0.05	0.36	0.04	0.17	43
A507576	616797	LS05-47	162	164	QFP	0.079	0.001	0.2	0.78	0.016	0.05	0.31	0.04	0.18	71
A507576	616798	LS05-47	164	166	QFP	0.13	0.006	0.23	0.74	0.015	0.05	0.31	0.06	0.16	136
A507576	616799	LS05-47	166	168	QFP	0.048	0.001	0.25	0.79	0.017	0.07	0.4	0.04	0.19	54
A507576	616800	LS05-47	168	170	QFP	0.067	0.001	0.21	0.7	0.017	0.04	0.3	0.04	0.18	80
A507576	616801	LS05-47	170	172	QFP	0.134	0.002	0.24	0.7	0.016	0.05	0.34	0.04	0.17	131
A507576	616802	LS05-47	172	174	QFP	0.072	0.001	0.23	0.74	0.017	0.07	0.37	0.05	0.2	81
A507576	616803	LS05-47	174	176	QFP	0.049	0.001	0.27	0.78	0.017	0.05	0.34	0.05	0.18	51

ACME File	Sample Numer	Hole	From	To	Lith	Mo%	Cu%	Fe%	Ca%	P%	Mg%	Al%	Na%	K%	Re ppb
A507576	616804	LS05-47	176	178	QFP	0.031	0.002	0.27	0.78	0.014	0.04	0.33	0.07	0.19	26
A507576	616805	LS05-47	178	180	QFP-GRPP	0.056	0.001	0.32	1.17	0.008	0.2	0.55	0.05	0.27	48
A507576	616806	LS05-47	180	182	GRPP	0.043	0.001	0.37	0.92	0.007	0.1	0.4	0.05	0.23	25
A507576	616807	LS05-47	182	184	GRPP	0.038	0.002	0.22	1.13	0.003	0.07	0.36	0.03	0.2	17
A507576	616808	LS05-47	184	186	GRPP-QFPB	0.044	0.002	0.34	0.87	0.013	0.1	0.39	0.02	0.22	27
A507576	616809	LS05-47	186	188	QFPB	0.051	0.001	0.47	1.12	0.024	0.22	0.59	0.01	0.27	32
A507576	616810	LS05-47	188	190	QFPB	0.035	0.002	0.27	0.64	0.012	0.09	0.34	0.02	0.16	18
A507576	616811	LS05-47	190	192	QFPB	0.062	0.001	0.31	0.62	0.014	0.13	0.38	0.03	0.26	43
A507576	616812	LS05-47	192	194	QFPB	0.056	0.001	0.19	0.39	0.013	0.04	0.27	0.07	0.2	42
A507576	616813	LS05-47	194	196	QFPB	0.054	0.002	0.27	0.69	0.018	0.13	0.43	0.08	0.26	36
A507576	616814	LS05-47	196	198	QFPB	0.032	0.001	0.31	0.83	0.014	0.18	0.4	0.06	0.24	12
A507576	616815	LS05-47	198	200	QFPB	0.036	0.001	0.37	0.78	0.02	0.24	0.39	0.03	0.19	31
A507576	616816	LS05-47	200	202	QFPB-HRFL	0.05	0.002	0.48	0.44	0.026	0.26	0.55	0.04	0.28	35
A507576	616817	LS05-47	202	204	HRFL	0.037	0.002	0.77	0.93	0.066	0.46	1	0.05	0.35	43
A507576	616818	LS05-47	204	206	HRFL	0.038	0.002	0.42	0.77	0.016	0.16	0.3	0.01	0.18	55
A507576	616819	LS05-47	206	208	HRFL	0.016	0.003	0.83	0.58	0.037	0.5	0.76	0.04	0.37	14
A507576	616820	LS05-47	208	211.2	HRFL	0.019	0.002	0.6	0.51	0.04	0.35	0.58	0.05	0.28	19
A507215	615520	LS05-48	6.1	8	QFP	0.027	0.001	0.25	0.16	0.005	0.12	0.23	0.03	0.17	4
A507215	615521	LS05-48	8	10	QFP	0.162	0.001	0.19	1.04	0.003	0.16	0.23	0.01	0.14	35
A507215	615522	LS05-48	10	12	QFP	0.004	<.001	0.25	0.51	0.007	0.08	0.24	0.04	0.15	<1
A507215	615523	LS05-48	12	14	QFP	0.008	0.001	0.18	0.42	0.008	0.03	0.21	0.05	0.15	4
A507215	615524	LS05-48	14	16	QFP	0.105	0.001	0.21	0.51	0.006	0.03	0.18	0.02	0.16	26
A507215	615525	LS05-48	16	18	QFP	0.048	0.001	0.19	0.45	0.007	0.03	0.2	0.03	0.16	18
A507215	615526	LS05-48	18	20	QFP	0.013	0.001	0.2	0.55	0.009	0.04	0.24	0.03	0.15	1
A507215	615527	LS05-48	20	22	QFP	0.012	0.001	0.21	0.53	0.006	0.06	0.3	0.02	0.16	5
A507215	615528	LS05-48	22	24	QFP	0.026	0.001	0.13	0.6	0.004	0.03	0.2	0.02	0.15	6
A507215	615529	LS05-48	24	26	QFP	0.01	0.001	0.2	0.21	0.007	0.03	0.23	0.03	0.16	1
A507215	615530	LS05-48	26	28	QFP	0.009	0.001	0.13	1.13	0.007	0.03	0.2	0.02	0.15	1
A507215	615531	LS05-48	28	30	QFP	0.006	0.001	0.2	0.19	0.007	0.02	0.19	0.03	0.14	2
A507215	615532	LS05-48	30	32	QFP	0.004	0.001	0.18	0.23	0.008	0.03	0.2	0.04	0.14	<1
A507215	615533	LS05-48	32	34	QFP	0.016	0.001	0.24	0.25	0.007	0.02	0.21	0.04	0.16	6
A507215	615534	LS05-48	34	36	QFP	0.016	0.001	0.15	0.22	0.008	0.01	0.19	0.04	0.16	2
A507215	615535	LS05-48	36	38	QFP	0.006	0.001	0.2	0.16	0.008	0.01	0.18	0.04	0.15	1
A507215	615536	LS05-48	38	40	QFP	0.006	0.001	0.16	0.17	0.008	0.02	0.2	0.04	0.14	2
A507215	615537	LS05-48	40	42	QFP	0.004	0.001	0.26	0.25	0.008	0.02	0.19	0.05	0.15	2
A507215	615538	LS05-48	42	44	QFP	0.005	0.001	0.17	0.33	0.009	0.02	0.2	0.05	0.14	<1
A507215	615539	LS05-48	44	46	QFP	0.009	<.001	0.3	1.07	0.009	0.03	0.22	0.03	0.12	2
A507215	615540	LS05-48	46	48	QFP	0.015	0.001	0.28	0.18	0.008	0.01	0.18	0.04	0.15	3
A507215	615541	LS05-48	48	50	QFP	0.008	0.001	0.21	0.2	0.009	0.01	0.16	0.05	0.14	3
A507215	615542	LS05-48	50	52	QFP	0.011	0.001	0.21	0.14	0.008	0.01	0.18	0.05	0.15	4
A507215	615543	LS05-48	52	54	QFP	0.086	<.001	0.28	0.37	0.006	0.01	0.19	0.05	0.12	47
A507215	615544	LS05-48	54	56	QFP	0.058	0.001	0.22	0.31	0.007	0.02	0.2	0.03	0.12	29
A507215	615545	LS05-48	56	58	QFP	0.039	<.001	0.23	0.49	0.012	0.02	0.21	0.03	0.17	16
A507215	615546	LS05-48	58	60	QFP	0.006	0.001	0.38	0.74	0.018	0.03	0.27	0.05	0.16	2
A507215	615547	LS05-48	60	62	QFP	0.018	0.001	0.27	0.22	0.009	0.02	0.21	0.04	0.13	8
A507215	615548	LS05-48	62	64	QFP	0.022	0.001	0.27	0.34	0.008	0.03	0.23	0.05	0.13	8
A507215	615549	LS05-48	64	66	QFP	0.012	0.001	0.3	0.33	0.008	0.03	0.24	0.06	0.13	4
A507215	615550	LS05-48	66	68	QFP	0.025	0.001	0.31	0.25	0.007	0.02	0.19	0.03	0.14	12
A507215	615551	LS05-48	68	70	QFP	0.008	0.001	0.29	0.36	0.008	0.03	0.22	0.05	0.13	5
A507215	615553	LS05-48	70	72	QFP	0.009	0.002	0.39	0.34	0.008	0.03	0.22	0.04	0.15	4
A507215	615554	LS05-48	72	74	QFP	0.011	0.001	0.31	0.54	0.01	0.04	0.22	0.04	0.13	6
A507215	615555	LS05-48	74	76	QFP	0.009	<.001	0.3	3.47	0.009	0.05	0.19	0.04	0.12	5
A507215	615556	LS05-48	76	78	QFP	0.017	<.001	0.23	0.39	0.009	0.02	0.2	0.04	0.15	6
A507215	615557	LS05-48	78	80	QFP	0.018	<.001	0.22	0.52	0.01	0.03	0.22	0.04	0.14	10
A507215	615558	LS05-48	80	82	QFP	0.035	0.001	0.17	0.38	0.009	0.02	0.2	0.03	0.16	18
A507215	615559	LS05-48	82	84	QFP	0.022	0.001	0.24	0.22	0.008	0.02	0.22	0.03	0.17	12

ACME File	Sample Numer	Hole	From	To	Lith	Mo%	Cu%	Fe%	Ca%	P%	Mg%	Al%	Na%	K%	Re ppb
A507215	615560	LS05-48	84	86	QFP	0.026	0.001	0.2	0.12	0.009	0.02	0.2	0.04	0.16	16
A507215	615561	LS05-48	86	88	QFP	0.014	0.001	0.42	0.37	0.009	0.03	0.24	0.03	0.17	7
A507215	615562	LS05-48	88	90	QFP	0.018	0.001	0.22	0.42	0.008	0.03	0.24	0.02	0.17	8
A507215	615563	LS05-48	90	92	QFP	0.013	0.001	0.24	0.5	0.009	0.04	0.29	0.02	0.15	1
A507215	615564	LS05-48	92	94	QFP	0.165	0.001	0.53	0.53	0.008	0.03	0.21	0.02	0.14	78
A507215	615565	LS05-48	94	96	QFP	0.011	0.001	0.25	0.16	0.008	0.01	0.2	0.02	0.19	4
A507215	615566	LS05-48	96	98	QFP	0.022	0.001	0.14	0.17	0.009	0.01	0.19	0.03	0.17	10
A507215	615567	LS05-48	98	100	QFP	0.005	0.001	0.23	0.11	0.01	0.01	0.18	0.04	0.16	1
A507215	615568	LS05-48	100	102	QFP	0.014	0.001	0.14	0.17	0.008	0.03	0.22	0.02	0.16	4
A507215	615569	LS05-48	102	104	QFP	0.012	0.001	0.18	0.22	0.007	0.03	0.22	0.02	0.16	4
A507215	615570	LS05-48	104	106	QFP-DYKE	0.017	0.002	1.81	1.98	0.08	0.69	0.99	0.12	0.22	6
A507215	615572	LS05-48	106	108	QFP-DYKE	0.019	0.002	2.13	3.03	0.092	0.63	1.13	0.11	0.23	10
A507215	615573	LS05-48	108	110	QFP-DYKE	0.012	0.003	3.82	5.3	0.188	1.25	2.49	0.34	0.33	6
A507215	615574	LS05-48	110	112	DYKE-QFP	0.017	0.001	0.87	1.35	0.044	0.26	0.69	0.02	0.17	10
A507215	615575	LS05-48	112	114	QFP	0.026	0.001	0.22	1.53	0.01	0.05	0.33	0.04	0.13	18
A507215	615576	LS05-48	114	116	QFP	0.039	0.001	0.23	0.87	0.01	0.04	0.28	0.04	0.15	23
A507215	615577	LS05-48	116	118	QFP	0.023	0.009	0.26	0.52	0.01	0.03	0.27	0.05	0.16	16
A507215	615578	LS05-48	118	120	QFP	0.073	0.001	0.27	0.59	0.008	0.04	0.28	0.03	0.16	36
A507215	615579	LS05-48	120	122	QFP	0.126	0.002	0.27	0.32	0.009	0.04	0.25	0.03	0.17	62
A507215	615580	LS05-48	122	124	QFP	0.036	0.001	0.25	0.34	0.009	0.03	0.24	0.04	0.17	18
A507215	615581	LS05-48	124	126	QFP	0.016	0.002	0.2	0.29	0.01	0.09	0.25	0.04	0.16	9
A507215	615582	LS05-48	126	128	QFP	0.011	0.001	0.2	0.19	0.008	0.03	0.25	0.04	0.15	6
A507215	615583	LS05-48	128	130	QFP	0.044	0.002	0.19	0.4	0.01	0.04	0.28	0.03	0.17	29
A507215	615584	LS05-48	130	132	QFP	0.049	0.001	0.26	0.64	0.016	0.03	0.24	0.03	0.17	34
A507215	615585	LS05-48	132	134	QFP	0.058	0.002	0.37	0.55	0.018	0.09	0.26	0.05	0.18	40
A507215	615586	LS05-48	134	136	QFP	0.017	0.002	0.3	0.68	0.018	0.05	0.26	0.05	0.17	16
A507215	615587	LS05-48	136	138	QFP	0.037	0.001	0.28	0.49	0.018	0.13	0.23	0.05	0.18	21
A507215	615588	LS05-48	138	140	QFP	0.144	0.017	0.26	0.57	0.019	0.11	0.23	0.04	0.18	91
A507215	615589	LS05-48	140	142	QFP	0.046	0.001	0.26	0.49	0.015	0.09	0.21	0.04	0.18	30
A507215	615590	LS05-48	142	144	QFP	0.038	0.001	0.35	0.56	0.019	0.12	0.25	0.05	0.17	22
A507215	615591	LS05-48	144	146	QFP	0.018	0.001	0.28	0.92	0.018	0.11	0.25	0.05	0.16	11
A507215	615592	LS05-48	146	148	QFP	0.041	0.001	0.23	0.38	0.016	0.12	0.21	0.04	0.16	29
A507215	615593	LS05-48	148	150	QFP	0.038	0.001	0.25	0.33	0.014	0.09	0.19	0.04	0.16	17
A507215	615594	LS05-48	150	152	QFP	0.037	0.001	0.25	0.46	0.017	0.12	0.21	0.04	0.16	21
A507215	615595	LS05-48	152	154	QFP	0.031	0.001	0.25	0.68	0.016	0.03	0.24	0.04	0.17	19
A507215	615596	LS05-48	154	156	QFP	0.138	0.001	0.16	0.41	0.01	0.01	0.17	0.02	0.15	75
A507215	615597	LS05-48	156	158	QFP	0.139	0.001	0.2	0.46	0.011	0.02	0.19	0.02	0.15	84
A507215	615599	LS05-48	158	160	QFP	0.059	0.001	0.24	1.01	0.016	0.06	0.29	0.02	0.19	43
A507215	615600	LS05-48	160	162	QFP	0.074	0.001	0.22	0.88	0.015	0.06	0.28	0.02	0.18	54
A507215	615601	LS05-48	162	164	QFP	0.046	0.002	0.22	1.22	0.019	0.09	0.53	0.02	0.2	31
A507215	615602	LS05-48	164	166	QFP	0.078	0.001	0.26	0.87	0.019	0.15	0.47	0.03	0.15	62
A507215	615603	LS05-48	166	168	QFP	0.06	0.001	0.29	0.82	0.02	0.09	0.39	0.04	0.18	42
A507215	615604	LS05-48	168	170	QFP	0.075	0.001	0.25	0.97	0.018	0.1	0.39	0.03	0.17	66
A507215	615605	LS05-48	170	172	QFP	0.084	0.001	0.26	0.87	0.018	0.12	0.43	0.03	0.17	71
A507215	615606	LS05-48	172	174	QFP	0.078	0.001	0.17	0.69	0.011	0.04	0.25	0.02	0.14	56
A507215	615607	LS05-48	174	176	QFP	0.058	0.001	0.26	0.58	0.014	0.02	0.24	0.03	0.18	47
A507215	615608	LS05-48	176	178	QFP	0.081	0.001	0.25	0.66	0.015	0.04	0.26	0.03	0.16	60
A507215	615609	LS05-48	178	180	QFP	0.073	0.001	0.21	0.46	0.013	0.04	0.23	0.03	0.14	47
A507215	615610	LS05-48	180	182	QFP	0.109	0.001	0.24	0.9	0.017	0.06	0.28	0.03	0.18	76
A507215	615611	LS05-48	182	184	QFP	0.184	0.001	0.31	0.74	0.015	0.09	0.31	0.03	0.17	134
A507215	615612	LS05-48	184	186	QFP	0.066	0.001	0.28	0.7	0.016	0.1	0.34	0.04	0.17	50
A507215	615613	LS05-48	186	188	QFP	0.278	0.002	0.21	0.61	0.01	0.09	0.36	0.01	0.15	193
A507215	615614	LS05-48	188	190	QFP	0.18	0.001	0.18	1.07	0.009	0.06	0.25	0.02	0.15	100
A507215	615615	LS05-48	190	192	QFP	0.098	0.001	0.32	0.55	0.015	0.13	0.39	0.03	0.16	50
A507215	615616	LS05-48	192	194	QFP	0.144	0.002	0.22	0.72	0.012	0.06	0.22	0.02	0.16	94
A507215	615617	LS05-48	194	196	QFP	0.084	0.002	0.22	0.93	0.011	0.07	0.22	0.01	0.15	70

ACME File	Sample Numer	Hole	From	To	Lith	Mo%	Cu%	Fe%	Ca%	P%	Mg%	Al%	Na%	K%	Re ppb
A507215	615618	LS05-48	196	198	QFP	0.174	0.002	0.19	0.43	0.01	0.04	0.2	0.01	0.15	124
A507215	615619	LS05-48	198	200	QFP	0.07	0.002	0.21	0.53	0.011	0.05	0.21	0.01	0.14	50
A507215	615620	LS05-48	200	202	QFP	0.152	0.001	0.19	0.32	0.005	0.03	0.15	0.01	0.11	93
A507215	615621	LS05-48	202	204	QFP-QFPB	0.107	0.004	0.18	0.27	0.006	0.04	0.15	0.01	0.12	59
A507215	615622	LS05-48	204	206	QFPB	0.073	0.002	0.28	0.8	0.012	0.19	0.26	0.01	0.13	92
A507215	615623	LS05-48	206	208	QFPB	0.021	0.002	0.31	0.88	0.017	0.13	0.32	0.01	0.14	20
A507215	615624	LS05-48	208	210	QFPB	0.029	0.002	0.26	0.69	0.012	0.11	0.27	0.01	0.14	27
A507215	615625	LS05-48	210	212	QFPB-HRFL	0.006	0.002	0.44	0.47	0.01	0.19	0.39	0.01	0.15	4
A507215	615626	LS05-48	212	214	HRFL	0.098	0.001	0.5	0.71	0.015	0.12	0.29	0.01	0.15	106
A507215	615627	LS05-48	214	216	HRFL	0.089	0.003	1.98	1.2	0.042	1.28	1.67	0.01	0.88	104
A507215	615628	LS05-48	216	218	HRFL-GRPP	0.017	0.002	1	0.85	0.021	0.65	1.1	0.01	0.42	21
A507215	615629	LS05-48	218	220	GRPP	0.015	0.001	0.37	0.42	0.012	0.12	0.22	<.01	0.14	10
A507215	615630	LS05-48	220	222	GRPP	0.009	0.001	0.21	0.34	0.006	0.04	0.09	<.01	0.07	8
A507215	615631	LS05-48	222	224	GRPP	0.01	0.001	0.21	0.22	0.006	0.02	0.06	<.01	0.06	7
A507215	615632	LS05-48	224	226	GRPP	0.029	0.002	0.24	0.48	0.017	0.04	0.16	<.01	0.11	32
A507215	615633	LS05-48	226	227.69	GRPP	0.01	0.001	0.46	0.55	0.022	0.16	0.36	0.01	0.15	7
A507594	616822	LS05-49	6.7	9	QFP	<.001	0.001	0.18	0.07	0.01	0.04	0.25	0.06	0.16	<1
A507594	616823	LS05-49	9	11	QFP	<.001	0.001	0.18	0.11	0.009	0.04	0.25	0.06	0.14	<1
A507594	616824	LS05-49	11	13	QFP	0.001	0.001	0.15	0.15	0.009	0.02	0.24	0.06	0.16	<1
A507594	616825	LS05-49	13	15	QFP	0.001	0.001	0.19	0.15	0.007	0.05	0.27	0.04	0.18	1
A507594	616826	LS05-49	15	17	QFP	<.001	0.001	0.18	0.23	0.009	0.04	0.3	0.06	0.19	1
A507594	616827	LS05-49	17	19	QFP	0.005	0.001	0.21	0.35	0.006	0.08	0.3	0.04	0.21	3
A507594	616828	LS05-49	19	21	QFP	<.001	0.001	0.16	0.2	0.008	0.04	0.26	0.07	0.17	1
A507594	616829	LS05-49	21	23	QFP	0.001	0.001	0.17	0.21	0.01	0.03	0.24	0.06	0.16	<1
A507594	616830	LS05-49	23	25	QFP	0.003	0.001	0.17	0.22	0.008	0.03	0.23	0.05	0.15	3
A507594	616831	LS05-49	25	27	QFP	0.008	0.001	0.14	0.22	0.007	0.03	0.24	0.06	0.17	6
A507594	616832	LS05-49	27	29	QFP	0.013	0.002	0.2	0.21	0.008	0.03	0.22	0.06	0.15	2
A507594	616833	LS05-49	29	31	QFP	0.006	0.001	0.15	0.27	0.009	0.04	0.28	0.06	0.16	2
A507594	616834	LS05-49	31	33	QFP	0.019	0.001	0.16	0.38	0.005	0.05	0.24	0.03	0.18	4
A507594	616835	LS05-49	33	35	QFP	0.028	0.001	0.15	0.42	0.007	0.08	0.3	0.03	0.2	7
A507594	616836	LS05-49	35	37	QFP	0.015	0.001	0.19	0.45	0.006	0.06	0.26	0.04	0.18	2
A507594	616837	LS05-49	37	39	QFP	0.018	0.001	0.14	0.58	0.007	0.06	0.32	0.04	0.14	7
A507594	616838	LS05-49	39	41	QFP	0.021	0.002	0.24	0.99	0.005	0.04	0.22	0.02	0.15	9
A507594	616839	LS05-49	41	43	QFP	0.022	0.001	0.13	0.53	0.005	0.04	0.24	0.03	0.18	7
A507594	616840	LS05-49	43	45	QFP	0.019	0.001	0.19	1.18	0.005	0.05	0.25	0.03	0.16	4
A507594	616841	LS05-49	45	47	QFP	0.009	0.001	0.13	1.15	0.007	0.04	0.22	0.03	0.17	4
A507594	616843	LS05-49	47	49	QFP	0.014	0.001	0.22	1.95	0.011	0.06	0.25	0.04	0.13	4
A507594	616844	LS05-49	49	51	QFP	0.019	0.001	0.18	1.81	0.012	0.05	0.25	0.04	0.13	10
A507594	616845	LS05-49	51	53	QFP	0.016	0.001	0.17	0.9	0.009	0.04	0.25	0.04	0.16	6
A507594	616846	LS05-49	53	55	QFP	0.02	0.001	0.17	0.76	0.011	0.03	0.22	0.04	0.16	4
A507594	616847	LS05-49	55	57	QFP	0.041	0.001	0.15	0.52	0.006	0.03	0.23	0.03	0.19	11
A507594	616848	LS05-49	57	59	QFP	0.024	0.001	0.17	0.62	0.008	0.05	0.25	0.02	0.16	16
A507594	616849	LS05-49	59	61	QFP	0.015	0.001	0.16	0.69	0.007	0.04	0.25	0.03	0.18	8
A507594	616850	LS05-49	61	63	QFP	0.03	0.001	0.12	0.83	0.007	0.05	0.27	0.02	0.15	5
A507594	616851	LS05-49	63	65	QFP	0.029	0.001	0.15	0.32	0.01	0.08	0.3	0.04	0.16	13
A507594	616852	LS05-49	65	67	QFP	0.017	0.001	0.14	0.55	0.011	0.06	0.32	0.04	0.18	4
A507594	616853	LS05-49	67	69	QFP	0.016	0.001	0.17	0.7	0.012	0.08	0.35	0.05	0.18	7
A507594	616854	LS05-49	69	71	QFP	0.023	0.001	0.17	0.46	0.011	0.05	0.28	0.05	0.17	14
A507594	616855	LS05-49	71	73	QFP	0.021	0.001	0.15	0.38	0.009	0.06	0.3	0.04	0.19	7
A507594	616856	LS05-49	73	75	QFP	0.017	0.001	0.16	0.36	0.011	0.07	0.33	0.04	0.17	6
A507594	616857	LS05-49	75	77	QFP	0.011	0.001	0.16	0.41	0.014	0.13	0.47	0.04	0.21	2
A507594	616858	LS05-49	77	79	QFP	0.017	0.001	0.16	0.35	0.011	0.11	0.4	0.03	0.2	7
A507594	616859	LS05-49	79	81	QFP	0.07	0.002	0.15	0.19	0.006	0.05	0.27	0.02	0.19	21
A507594	616861	LS05-49	81	83	QFP	0.026	0.002	0.21	0.29	0.007	0.11	0.32	0.02	0.19	4
A507594	616862	LS05-49	83	85	QFP	0.032	0.001	0.23	0.65	0.009	0.13	0.34	0.02	0.22	5
A507594	616863	LS05-49	85	87	QFP	0.031	0.001	0.21	0.61	0.007	0.04	0.25	0.02	0.18	7

ACME File	Sample Numer	Hole	From	To	Lith	Mo%	Cu%	Fe%	Ca%	P%	Mg%	Al%	Na%	K%	Re ppb
A507594	616864	LS05-49	87	89	QFP	0.025	0.001	0.19	0.78	0.01	0.06	0.3	0.03	0.19	11
A507594	616865	LS05-49	89	91	QFP	0.081	0.001	0.19	0.48	0.006	0.11	0.28	0.02	0.17	19
A507594	616866	LS05-49	91	93	QFP	0.045	0.001	0.19	0.29	0.007	0.09	0.29	0.02	0.21	16
A507594	616867	LS05-49	93	95	QFP	0.021	0.001	0.17	0.23	0.005	0.05	0.27	0.03	0.21	10
A507594	616868	LS05-49	95	97	QFP	0.022	0.001	0.2	0.48	0.007	0.05	0.26	0.02	0.19	6
A507594	616869	LS05-49	97	99	QFP	0.015	0.001	0.21	0.41	0.01	0.06	0.28	0.03	0.19	7
A507594	616870	LS05-49	99	101	QFP	0.022	0.001	0.21	0.26	0.005	0.11	0.36	0.02	0.19	4
A507594	616871	LS05-49	101	103	QFP	0.027	0.001	0.18	0.31	0.008	0.07	0.32	0.03	0.21	9
A507594	616872	LS05-49	103	105	QFP	0.035	0.001	0.16	0.16	0.006	0.04	0.26	0.03	0.2	13
A507594	616873	LS05-49	105	107	QFP	0.017	0.001	0.14	0.14	0.009	0.04	0.26	0.03	0.2	3
A507594	616874	LS05-49	107	109	QFP	0.021	0.001	0.2	0.13	0.005	0.03	0.23	0.03	0.19	8
A507594	616875	LS05-49	109	111	QFP	0.05	0.002	0.25	0.36	0.003	0.15	0.42	0.01	0.18	11
A507594	616876	LS05-49	111	113	QFP	0.024	0.002	0.21	0.4	0.005	0.11	0.35	0.02	0.18	3
A507594	616877	LS05-49	113	115	QFP	0.019	0.002	0.14	0.24	0.017	0.06	0.31	0.03	0.2	11
A507594	616878	LS05-49	115	117	QFP	0.03	0.002	0.22	0.17	0.004	0.07	0.29	0.02	0.2	11
A507594	616879	LS05-49	117	119	QFP	0.027	0.001	0.15	0.17	0.007	0.09	0.33	0.02	0.19	11
A507594	616880	LS05-49	119	121	QFP	0.022	0.001	0.18	0.13	0.006	0.05	0.28	0.02	0.2	9
A507594	616881	LS05-49	121	123	QFP	0.022	0.001	0.18	0.31	0.007	0.07	0.31	0.02	0.19	9
A507594	616882	LS05-49	123	125	QFP	0.048	0.003	0.18	0.21	0.004	0.06	0.27	0.02	0.17	14
A507594	616883	LS05-49	125	127	QFP	0.038	0.002	0.15	0.17	0.01	0.06	0.3	0.02	0.19	4
A507594	616884	LS05-49	127	129	QFP	0.044	0.001	0.18	0.13	0.006	0.04	0.25	0.03	0.19	10
A507594	616885	LS05-49	129	131	QFP	0.056	0.002	0.17	0.15	0.007	0.03	0.27	0.06	0.23	13
A507594	616886	LS05-49	131	133	QFP	0.017	0.001	0.19	0.12	0.007	0.04	0.29	0.06	0.25	2
A507594	616887	LS05-49	133	135	QFP	0.022	0.002	0.16	0.16	0.003	0.05	0.34	0.03	0.22	5
A507594	616888	LS05-49	135	137	QFP	0.018	0.002	0.24	0.14	0.004	0.06	0.32	0.03	0.21	2
A507594	616890	LS05-49	137	139	QFP	0.007	0.002	0.24	0.12	0.002	0.03	0.27	<.01	0.25	1
A507594	616891	LS05-49	139	141	QFP	0.017	0.002	0.16	0.13	0.004	0.03	0.28	0.01	0.23	4
A507594	616892	LS05-49	141	143	QFP	0.029	0.002	0.2	0.15	0.003	0.03	0.28	0.01	0.21	10
A507594	616893	LS05-49	143	145	QFP	0.01	0.002	0.42	0.17	0.004	0.05	0.37	0.04	0.24	1
A507594	616894	LS05-49	145	147	QFP	0.008	0.001	0.32	0.09	0.004	0.07	0.32	0.08	0.2	1
A507594	616895	LS05-49	147	149	QFP	0.008	0.002	0.28	0.16	0.011	0.05	0.34	0.05	0.26	3
A507594	616896	LS05-49	149	151	QFP	0.015	0.001	0.26	0.17	0.025	0.11	0.43	0.07	0.25	5
A507594	616897	LS05-49	151	153	QFP	0.007	0.003	0.27	0.23	0.008	0.09	0.41	0.05	0.25	1
A507594	616898	LS05-49	153	155	QFP	0.004	0.002	0.18	0.16	0.011	0.05	0.33	0.04	0.24	2
A507594	616899	LS05-49	155	157	QFP	0.008	0.002	0.23	0.18	0.008	0.09	0.35	0.03	0.22	2
A507594	616900	LS05-49	157	159	QFP	0.007	0.007	0.3	0.41	0.016	0.11	0.42	0.07	0.27	2
A507594	616901	LS05-49	159	160.6	QFP	0.005	0.003	0.34	0.32	0.014	0.09	0.37	0.04	0.23	1
A600797	616951	LS06-30A	172.8	175	QFP	0.092	0.003	0.25	0.86	0.01	0.15	0.41	<.01	0.25	80
A600797	616952	LS06-30A	175	177	QFP	0.049	0.003	0.22	3.88	0.01	0.15	0.44	0.04	0.15	37
A600797	616953	LS06-30A	177	179	QFP	0.054	0.001	0.2	3.34	0.007	0.11	0.34	<.01	0.15	47
A600797	616954	LS06-30A	179	181	QFP	0.07	0.002	0.16	3.99	0.006	0.09	0.37	0.02	0.12	58
A600797	616955	LS06-30A	181	183	QFP	0.055	0.002	0.15	1	0.011	0.08	0.37	<.01	0.16	37
A600797	616956	LS06-30A	183	185	QFP	0.039	0.002	0.19	1.06	0.009	0.1	0.39	0.03	0.19	23
A600797	616957	LS06-30A	185	187	QFP-QFPB	0.05	0.002	0.2	0.82	0.013	0.12	0.43	0.02	0.23	47
A600797	616958	LS06-30A	187	189	QFPB	0.079	0.002	0.19	1.9	0.011	0.12	0.41	<.01	0.2	70
A600797	616959	LS06-30A	189	191	QFPB	0.058	0.003	0.33	2.08	0.017	0.24	0.61	<.01	0.13	43
A600797	616960	LS06-30A	191	193	QFPB	0.129	0.002	0.4	0.98	0.021	0.31	0.61	0.09	0.18	88
A600797	616961	LS06-30A	193	195	QFPB	0.071	0.001	0.4	1.33	0.026	0.24	0.62	0.01	0.2	56
A600797	616962	LS06-30A	195	197	QFPB-ALT	0.071	0.002	0.41	4.38	0.026	0.3	0.86	<.01	0.26	54
A600797	616963	LS06-30A	197	199	ALT-TUFF	0.048	0.002	0.77	0.95	0.024	0.54	0.92	0.04	0.29	38
A600797	616964	LS06-30A	199	201	TUFF-QFP	0.059	0.003	0.55	0.95	0.018	0.35	0.6	0.07	0.27	34
A600797	616965	LS06-30A	201	203	QFP	0.066	0.003	0.14	0.74	0.011	0.03	0.27	0.08	0.23	45
A600797	616966	LS06-30A	203	205	QFP	0.063	0.002	0.19	0.49	0.011	0.03	0.25	0.02	0.22	42
A600797	616967	LS06-30A	205	207	QFP	0.065	0.002	0.14	0.39	0.012	0.03	0.26	0.04	0.27	40
A600797	616968	LS06-30A	207	209	QFP	0.053	0.003	0.16	0.31	0.004	0.03	0.28	0.05	0.27	27
A600797	616969	LS06-30A	209	211	QFP	0.062	0.002	0.14	0.31	0.003	0.05	0.24	0.05	0.25	38

ACME File	Sample Numer	Hole	From	To	Lith	Mo%	Cu%	Fe%	Ca%	P%	Mg%	Al%	Na%	K%	Re ppb
A600797	616970	LS06-30A	211	213	QFP	0.107	0.001	0.13	0.52	0.005	0.03	0.17	0.03	0.1	73
A600797	616971	LS06-30A	213	215	QFP	0.16	0.002	0.13	0.25	0.007	0.1	0.28	0.06	0.2	98
A600797	616972	LS06-30A	215	217	QFP	0.101	0.001	0.18	0.47	0.008	0.08	0.27	0.02	0.23	74
A600797	616974	LS06-30A	217	219	QFP-TUFF	0.268	0.002	0.23	0.43	0.014	0.05	0.26	0.04	0.21	209
A600797	616975	LS06-30A	219	221	TUFF	0.054	0.005	1.34	0.48	0.047	0.46	0.72	0.09	0.45	45
A600797	616976	LS06-30A	221	223	TUFF	0.087	0.001	0.74	0.76	0.071	0.37	0.63	<.01	0.26	76
A600797	616977	LS06-30A	223	225	TUFF	0.097	0.003	0.74	0.86	0.017	0.33	0.74	0.07	0.32	62
A600797	616978	LS06-30A	225	227	TUFF	0.329	0.002	0.44	0.67	0.016	0.17	0.35	0.02	0.2	225
A600797	616979	LS06-30A	227	229	TUFF	0.13	0.003	0.88	1.61	0.015	0.3	0.37	0.05	0.24	97
A600797	616980	LS06-30A	229	231	TUFF	0.152	0.006	1.13	0.87	0.01	0.33	0.44	0.08	0.29	108
A600797	616981	LS06-30A	231	233	TUFF	0.098	0.002	0.43	1.97	0.016	0.24	0.36	<.01	0.22	64
A600797	616982	LS06-30A	233	235	TUFF	0.171	0.002	0.56	1.91	0.02	0.37	0.46	<.01	0.26	124
A600797	616983	LS06-30A	235	237	TUFF	0.073	0.016	2.66	1.79	0.042	1.33	1.95	0.09	1.27	47
A600797	616984	LS06-30A	237	239	TUFF	0.184	0.003	0.33	1.33	0.042	0.09	0.39	0.06	0.18	129
A600797	616985	LS06-30A	239	241	TUFF	0.111	0.003	0.47	1.31	0.047	0.08	0.3	<.01	0.19	81
A600797	616986	LS06-30A	241	243	TUFF	0.106	0.002	0.33	0.92	0.036	0.09	0.42	0.03	0.17	69
A600797	616988	LS06-30A	243	245	TUFF	0.109	0.002	0.31	0.61	0.041	0.12	0.37	<.01	0.18	73
A600797	616989	LS06-30A	245	247	TUFF	0.056	0.001	0.35	0.73	0.029	0.08	0.31	0.03	0.23	36
A600797	616990	LS06-30A	247	249	TUFF	0.042	0.002	0.26	0.55	0.03	0.15	0.39	0.05	0.17	24
A600797	616991	LS06-30A	249	251	TUFF	0.067	0.008	0.87	0.75	0.059	0.44	0.73	<.01	0.21	36
A600797	616992	LS06-30A	251	253	TUFF	0.038	0.007	0.76	0.63	0.028	0.47	0.7	0.07	0.23	18
A600797	616993	LS06-30A	253	255	TUFF-QFPB	0.1	0.003	0.62	0.67	0.044	0.61	0.86	0.04	0.3	52
A600797	616994	LS06-30A	255	257	QFPB	0.089	0.005	0.68	0.73	0.043	0.41	0.76	0.02	0.26	48
A600797	616995	LS06-30A	257	259	QFPB	0.068	0.001	0.32	0.44	0.032	0.17	0.37	0.02	0.16	47
A600797	616996	LS06-30A	259	261	QFPB	0.151	0.003	0.4	0.57	0.023	0.22	0.41	<.01	0.12	77
A600797	616997	LS06-30A	261	263	QFPB	0.112	0.002	0.28	0.37	0.025	0.25	0.42	<.01	0.19	46
A600797	616998	LS06-30A	263	265	QFPB	0.12	0.001	0.26	0.49	0.025	0.24	0.44	0.04	0.19	51
A600797	616999	LS06-30A	265	267	QFPB	0.149	0.001	0.35	0.73	0.034	0.34	0.67	0.03	0.22	77
A600797	617000	LS06-30A	267	269	TUFF	0.039	0.001	0.42	1.05	0.042	0.39	0.86	0.03	0.21	23
A600797	617001	LS06-30A	269	271	TUFF	0.045	0.002	0.69	0.68	0.059	0.43	0.81	0.06	0.27	15
A600797	617002	LS06-30A	271	273	TUFF	0.029	0.002	0.64	0.55	0.04	0.38	0.67	0.03	0.22	14
A600797	617003	LS06-30A	273	275	TUFF	0.101	0.004	0.68	0.44	0.041	0.45	0.64	0.09	0.22	46
A600797	617004	LS06-30A	275	277	TUFF	0.095	0.001	0.53	0.34	0.042	0.4	0.57	0.08	0.24	46
A600797	617006	LS06-30A	277	279	TUFF	0.053	0.001	0.43	0.39	0.058	0.29	0.51	0.03	0.13	27
A600797	617007	LS06-30A	279	281	TUFF	0.097	0.001	0.45	0.84	0.06	0.32	0.62	0.08	0.22	54
A600797	617008	LS06-30A	281	283	TUFF	0.053	0.001	0.53	0.78	0.053	0.39	0.66	0.08	0.17	29
A600797	617009	LS06-30A	283	285	TUFF-GRPP	0.076	0.002	0.42	0.51	0.036	0.29	0.54	<.01	0.26	37
A600797	617010	LS06-30A	285	287	GRPP	0.05	0.001	0.32	0.58	0.023	0.26	0.44	0.03	0.16	23
A600797	617011	LS06-30A	287	289	GRPP	0.042	0.001	0.4	0.48	0.024	0.21	0.39	0.01	0.17	15
A600797	617012	LS06-30A	289	291	GRPP	0.095	0.001	0.24	1.03	0.016	0.06	0.24	0.04	0.15	36
A600797	617013	LS06-30A	291	293	GRPP	0.029	0.002	0.36	0.59	0.019	0.14	0.39	<.01	0.23	10
A600797	617014	LS06-30A	293	295	GRPP-TUFF	0.038	0.003	0.41	0.81	0.042	0.25	0.53	0.05	0.23	14
A600797	617015	LS06-30A	295	297	TUFF	0.073	0.006	0.43	0.65	0.035	0.28	0.65	0.07	0.29	26
A600797	617016	LS06-30A	297	299	TUFF	0.08	0.003	0.43	0.88	0.037	0.3	0.82	0.01	0.28	26
A600797	617017	LS06-30A	299	301	TUFF	0.08	0.002	0.43	1.15	0.048	0.3	0.85	0.09	0.26	33
A600797	617018	LS06-30A	301	303	TUFF	0.039	0.004	0.33	1.57	0.042	0.27	0.77	0.07	0.25	12
A600797	617019	LS06-30A	303	305	TUFF	0.051	0.003	0.46	1.58	0.061	0.3	0.82	0.04	0.31	21
A600797	617020	LS06-30A	305	307	TUFF	0.087	0.003	0.47	2.18	0.087	0.29	0.9	0.02	0.22	31
A600797	617021	LS06-30A	307	309	TUFF	0.047	0.01	1.02	1.03	0.063	0.43	1.06	0.12	0.34	19
A600797	617022	LS06-30A	309	311	TUFF	0.023	0.017	1.26	0.75	0.036	0.4	0.82	0.07	0.27	7
A600797	617023	LS06-30A	311	313	TUFF	0.046	0.02	1.19	0.51	0.039	0.38	0.78	0.05	0.32	17
A600797	617024	LS06-30A	313	315	TUFF	0.039	0.009	0.74	0.8	0.029	0.34	0.81	0.07	0.22	18
A600797	617025	LS06-30A	315	317	TUFF	0.035	0.009	0.63	1.19	0.029	0.34	0.73	0.04	0.29	13
A600797	617026	LS06-30A	317	319	TUFF	0.125	0.002	0.35	0.57	0.026	0.24	0.5	0.04	0.28	69
A600797	617027	LS06-30A	319	321	TUFF	0.082	0.006	0.56	0.78	0.024	0.18	0.52	0.04	0.28	35
A600797	617029	LS06-30A	321	323	TUFF	0.218	0.004	0.49	0.52	0.023	0.21	0.57	0.05	0.26	112

ACME File	Sample Numer	Hole	From	To	Lith	Mo%	Cu%	Fe%	Ca%	P%	Mg%	Al%	Na%	K%	Re ppb
A600797	617030	LS06-30A	323	325	TUFF	0.017	0.014	0.92	0.71	0.028	0.25	0.61	0.1	0.31	6
A600797	617031	LS06-30A	325	327	TUFF	0.025	0.01	0.79	0.63	0.029	0.2	0.53	0.11	0.29	12
A600797	617032	LS06-30A	327	329	TUFF	0.028	0.006	0.56	0.8	0.02	0.1	0.42	0.03	0.15	18
A600797	617033	LS06-30A	329	331	TUFF	0.02	0.004	0.33	0.69	0.019	0.09	0.4	0.03	0.13	10
A600797	617034	LS06-30A	331	333	TUFF	0.035	0.001	0.32	0.6	0.014	0.08	0.36	0.09	0.21	17
A600797	617035	LS06-30A	333	335	TUFF	0.057	0.001	0.44	0.31	0.013	0.06	0.35	0.05	0.18	26
A600797	617036	LS06-30A	335	337	TUFF	0.047	0.001	0.29	0.66	0.016	0.06	0.36	<.01	0.16	28
A600797	617037	LS06-30A	337	339	TUFF	0.093	0.002	0.58	0.53	0.01	0.05	0.29	0.06	0.19	45
A600797	617038	LS06-30A	339	341	TUFF	0.038	0.009	0.38	0.49	0.02	0.1	0.41	0.03	0.24	16
A600797	617039	LS06-30A	341	343	TUFF	0.029	0.004	0.35	0.29	0.012	0.05	0.33	<.01	0.29	12
A600797	617040	LS06-30A	343	345	TUFF	0.016	0.005	0.26	0.28	0.013	0.03	0.27	0.01	0.19	9
A600797	617041	LS06-30A	345	347	TUFF	0.012	0.006	0.34	0.28	0.014	0.02	0.27	0.07	0.16	5
A600797	617042	LS06-30A	347	349	TUFF	0.025	0.012	0.39	0.17	0.011	0.02	0.28	0.02	0.16	17
A600797	617043	LS06-30A	349	351	TUFF	0.013	0.035	0.67	0.22	0.014	0.04	0.29	0.01	0.17	5
A600797	617044	LS06-30A	351	353	TUFF	0.023	0.022	0.67	0.29	0.016	0.04	0.29	0.02	0.17	13
A600797	617045	LS06-30A	353	355	TUFF	0.048	0.012	0.26	0.32	0.01	0.02	0.3	<.01	0.23	22
A600797	617046	LS06-30A	355	357	TUFF	0.047	0.003	0.2	1.18	0.01	0.02	0.21	<.01	0.13	25
A600797	617048	LS06-30A	357	359	TUFF	0.022	0.013	0.37	0.3	0.017	0.05	0.33	0.03	0.16	8
A600797	617049	LS06-30A	359	361	TUFF	0.053	0.006	0.3	0.21	0.014	0.05	0.33	0.03	0.16	32
A600797	617050	LS06-30A	361	363	TUFF	0.03	0.005	0.25	0.23	0.008	0.03	0.28	0.05	0.17	14
A600797	617051	LS06-30A	363	365	TUFF	0.028	0.005	0.28	0.2	0.006	0.01	0.23	<.01	0.19	13
A600797	617052	LS06-30A	365	367	TUFF	0.016	0.004	0.23	0.16	0.003	0.02	0.31	<.01	0.18	11
A600797	617053	LS06-30A	367	369	TUFF	0.049	0.002	0.19	0.19	0.009	0.02	0.25	<.01	0.22	34
A600797	617054	LS06-30A	369	371	TUFF	0.058	0.002	0.21	0.15	0.005	0.02	0.25	0.05	0.2	39
A600797	617055	LS06-30A	371	373	TUFF	0.077	0.002	0.19	0.24	0.007	0.02	0.23	0.02	0.23	61
A600797	617056	LS06-30A	373	375	TUFF	0.01	0.002	0.31	0.14	0.009	0.02	0.29	0.05	0.19	5
A600797	617057	LS06-30A	375	377	TUFF	0.009	0.002	0.32	0.22	0.008	0.02	0.27	0.03	0.2	5
A600797	617058	LS06-30A	377	379	TUFF	0.018	0.005	0.45	0.15	0.01	0.02	0.25	0.02	0.15	13
A600797	617059	LS06-30A	379	381	TUFF	0.018	0.03	0.47	0.14	0.005	0.02	0.28	0.02	0.2	14
A600797	617060	LS06-30A	381	383	TUFF	0.018	0.004	0.5	0.15	0.009	0.03	0.31	0.05	0.19	13
A600797	617061	LS06-30A	383	385	TUFF	0.024	0.108	2.29	0.47	0.01	0.15	0.51	0.04	0.26	16
A600797	617062	LS06-30A	385	387	TUFF	0.011	0.011	1.18	0.31	0.012	0.14	0.43	0.03	0.22	6
A600797	617063	LS06-30A	387	389	TUFF	0.021	0.005	0.55	0.25	0.009	0.07	0.35	<.01	0.17	11
A600797	617064	LS06-30A	389	391	TUFF	0.041	0.003	0.38	0.42	0.012	0.03	0.28	0.02	0.17	20
A600797	617065	LS06-30A	391	393	TUFF	0.011	0.001	0.32	0.23	0.012	0.05	0.33	0.05	0.2	4
A600797	617066	LS06-30A	393	395.3	TUFF	0.039	0.002	0.39	0.26	0.005	0.06	0.36	<.01	0.21	19
A600825	617067	LS06-45A	104.8	107	QFP	0.051	0.002	0.16	0.13	0.007	0.02	0.21	<.01	0.18	33
A600825	617068	LS06-45A	107	109	QFP	0.042	0.002	0.23	0.18	0.003	0.13	0.29	0.03	0.16	33
A600825	617069	LS06-45A	109	111	QFP	0.02	0.001	0.2	0.25	0.006	0.11	0.33	0.03	0.2	12
A600825	617071	LS06-45A	111	113	QFP	0.019	0.001	0.18	0.26	0.007	0.12	0.35	0.04	0.19	12
A600825	617072	LS06-45A	113	115	QFP	0.016	0.002	0.21	0.29	0.011	0.07	0.32	<.01	0.15	13
A600825	617073	LS06-45A	115	117	QFP	0.017	0.002	0.28	0.4	0.009	0.09	0.27	<.01	0.16	11
A600825	617074	LS06-45A	117	119	QFP	0.014	0.002	0.26	0.34	0.01	0.12	0.41	0.03	0.2	10
A600825	617075	LS06-45A	119	121	QFP	0.028	0.002	0.24	0.35	0.009	0.13	0.43	0.04	0.21	21
A600825	617076	LS06-45A	121	123	QFP	0.038	0.003	0.35	0.63	0.01	0.07	0.37	0.04	0.2	33
A600825	617077	LS06-45A	123	125	QFP	0.029	0.002	0.31	0.43	0.006	0.05	0.28	0.04	0.22	18
A600825	617078	LS06-45A	125	127	QFP	0.115	0.002	0.5	0.57	0.016	0.08	0.41	<.01	0.19	90
A600825	617079	LS06-45A	127	129	QFP	0.111	0.002	0.21	0.42	0.008	0.06	0.24	0.04	0.09	97
A600825	617080	LS06-45A	129	131	QFP	0.032	0.001	0.16	0.43	0.008	0.06	0.31	0.04	0.19	22
A600825	617081	LS06-45A	131	133	QFP	0.052	0.002	0.21	0.37	0.006	0.08	0.32	0.03	0.19	51
A600825	617082	LS06-45A	133	135	QFP	0.084	0.002	0.26	0.38	0.005	0.07	0.21	<.01	0.12	68
A600825	617083	LS06-45A	135	137	QFP	0.037	0.001	0.19	0.41	0.009	0.09	0.32	<.01	0.24	26
A600825	617084	LS06-45A	137	139	QFP	0.037	0.001	0.15	0.22	0.012	0.03	0.25	<.01	0.24	30
A600825	617085	LS06-45A	139	141	QFP	0.03	0.001	0.16	0.26	0.012	0.02	0.13	<.01	0.11	22
A600825	617086	LS06-45A	141	143	QFP	0.017	0.001	0.13	0.09	0.011	0.01	0.22	0.01	0.21	7
A600825	617087	LS06-45A	143	145	QFP	0.067	0.001	0.18	0.16	0.011	0.03	0.25	0.01	0.2	48

ACME File	Sample Numer	Hole	From	To	Lith	Mo%	Cu%	Fe%	Ca%	P%	Mg%	Al%	Na%	K%	Re ppb
A600825	617088	LS06-45A	145	147	QFP	0.051	0.001	0.23	0.29	0.01	0.14	0.31	0.06	0.23	36
A600825	617089	LS06-45A	147	149	QFP	0.028	0.001	0.23	0.34	0.009	0.2	0.31	0.01	0.23	29
A600825	617090	LS06-45A	149	151	QFP	0.038	0.001	0.19	0.37	0.015	0.19	0.28	0.06	0.19	21
A600825	617091	LS06-45A	151	153	QFP	0.051	0.001	0.17	0.49	0.008	0.14	0.21	<.01	0.12	40
A600825	617092	LS06-45A	153	155	QFP	0.036	0.001	0.16	0.44	0.009	0.08	0.28	0.04	0.22	30
A600825	617093	LS06-45A	155	157	QFP	0.035	0.001	0.2	0.56	0.011	0.11	0.29	0.03	0.16	34
A600825	617094	LS06-45A	157	159	QFP	0.074	0.002	0.19	0.51	0.013	0.14	0.25	<.01	0.09	71
A600825	617096	LS06-45A	159	161	QFP	0.145	0.002	0.18	0.63	0.015	0.05	0.36	<.01	0.19	146
A600825	617097	LS06-45A	161	163	QFP	0.153	0.001	0.22	0.68	0.019	0.12	0.48	<.01	0.19	179
A600825	617098	LS06-45A	163	165	QFP	0.026	0.001	0.19	0.53	0.01	0.16	0.47	0.03	0.21	23
A600825	617099	LS06-45A	165	167	QFP	0.05	0.004	0.15	0.47	0.011	0.12	0.37	0.06	0.18	36
A600825	617100	LS06-45A	167	169	QFP	0.048	0.001	0.12	0.2	0.007	0.05	0.28	<.01	0.12	40
A600825	617101	LS06-45A	169	171	QFP	0.056	0.002	0.12	0.14	0.013	0.04	0.25	0.07	0.17	62
A600825	617102	LS06-45A	171	173	QFP	0.101	0.002	0.14	0.22	0.013	0.07	0.38	0.03	0.12	80
A600825	617103	LS06-45A	173	175	QFP	0.08	0.002	0.19	0.41	0.012	0.11	0.36	0.01	0.17	94
A600825	617104	LS06-45A	175	177	QFP	0.052	0.001	0.37	0.58	0.017	0.2	0.46	0.02	0.21	49
A600825	617105	LS06-45A	177	179	QFP	0.059	0.001	0.26	0.59	0.025	0.2	0.43	0.01	0.23	48
A600825	617106	LS06-45A	179	181	QFP	0.032	0.002	0.18	0.26	0.01	0.08	0.35	<.01	0.16	23
A600825	617107	LS06-45A	181	183	QFP	0.045	0.001	0.17	0.21	0.009	0.1	0.34	0.07	0.19	32
A600825	617108	LS06-45A	183	185	QFP	0.051	0.001	0.17	0.23	0.011	0.13	0.36	0.01	0.19	58
A600825	617109	LS06-45A	185	187	QFP	0.044	0.001	0.17	0.13	0.011	0.09	0.32	0.03	0.17	44
A600825	617110	LS06-45A	187	189	QFP	0.125	0.001	0.24	0.22	0.012	0.07	0.3	<.01	0.16	129
A600825	617111	LS06-45A	189	191	QFP	0.071	0.002	0.18	0.33	0.01	0.1	0.36	0.03	0.16	67
A600825	617112	LS06-45A	191	193	QFP	0.071	0.001	0.21	0.36	0.014	0.13	0.38	0.03	0.18	77
A600825	617113	LS06-45A	193	195	QFP	0.063	0.001	0.22	0.42	0.014	0.09	0.33	0.06	0.14	72
A600825	617114	LS06-45A	195	197	QFP	0.046	0.001	0.15	0.09	0.015	0.06	0.32	<.01	0.21	48
A600825	617115	LS06-45A	197	199	QFP	0.096	0.002	0.24	0.25	0.015	0.08	0.42	0.04	0.13	98
A600825	617116	LS06-45A	199	201	QFP	0.028	0.002	0.21	0.77	0.01	0.07	0.42	<.01	0.2	21
A600825	617117	LS06-45A	201	203	QFP	0.048	0.002	0.14	0.19	0.009	0.06	0.36	0.04	0.15	40
A600825	617118	LS06-45A	203	205	QFP	0.034	0.002	0.26	0.35	0.006	0.05	0.32	0.03	0.17	30
A600825	617119	LS06-45A	205	207	QFP	0.031	0.001	0.22	0.37	0.013	0.08	0.33	0.01	0.21	31
A600825	617120	LS06-45A	207	209	QFP	0.039	0.002	0.27	0.25	0.013	0.07	0.3	0.03	0.19	32
A600825	617121	LS06-45A	209	211	QFP	0.064	0.001	0.19	0.21	0.013	0.04	0.24	0.11	0.16	58
A600825	617123	LS06-45A	211	213	QFP	0.026	0.001	0.24	0.23	0.012	0.04	0.27	0.06	0.17	24
A600825	617124	LS06-45A	213	215	QFP	0.096	0.001	0.19	0.25	0.009	0.04	0.27	0.01	0.23	99
A600825	617125	LS06-45A	215	217	QFP	0.08	0.001	0.2	0.34	0.007	0.04	0.28	0.05	0.18	91
A600825	617126	LS06-45A	217	219	QFP-SLST	0.043	0.008	1.23	0.48	0.01	0.35	0.85	0.03	0.49	43
A600825	617127	LS06-45A	219	221	SLST	0.081	0.01	1.9	0.38	0.006	0.61	1.23	0.08	0.65	69
A600825	617128	LS06-45A	221	223	SLST	0.082	0.009	1.53	0.44	0.015	0.54	1.08	0.08	0.43	72
A600825	617129	LS06-45A	223	225	SLST-QFP	0.09	0.004	0.66	0.33	0.023	0.31	0.65	0.07	0.26	83
A600825	617130	LS06-45A	225	227	QFP	0.031	0.002	0.42	0.34	0.021	0.21	0.44	0.08	0.1	29
A600825	617131	LS06-45A	227	229	QFP-WCKE	0.023	0.01	0.87	0.44	0.04	0.26	0.5	0.05	0.19	11
A600825	617132	LS06-45A	229	231	WCKE	0.056	0.008	1.19	0.39	0.025	0.53	0.91	0.07	0.38	42
A600825	617133	LS06-45A	231	233	WCKE	0.046	0.013	1.57	1.67	0.02	0.43	0.89	0.02	0.34	36
A600825	617134	LS06-45A	233	235	WCKE	0.038	0.01	1.32	0.39	0.016	0.41	0.83	0.02	0.37	27
A600825	617135	LS06-45A	235	237	WCKE	0.083	0.004	0.59	0.19	0.009	0.24	0.44	0.02	0.18	68
A600825	617136	LS06-45A	237	239	WCKE	0.072	0.006	0.97	0.37	0.017	0.41	0.72	0.08	0.28	66
A600825	617137	LS06-45A	239	241	WCKE	0.075	0.006	0.89	0.22	0.015	0.49	0.74	0.02	0.36	58
A600825	617138	LS06-45A	241	243	WCKE	0.064	0.006	1.02	0.25	0.013	0.48	0.64	0.04	0.33	38
A600825	617139	LS06-45A	243	245	WCKE	0.156	0.003	1.37	0.37	0.032	1.3	1.47	0.03	1.03	113
A600825	617140	LS06-45A	245	247	WCKE	0.212	0.008	2.89	0.6	0.045	1.41	2.02	0.13	1.29	200
A600825	617142	LS06-45A	247	249	WCKE	0.119	0.005	1.78	0.51	0.032	0.79	1.31	0.13	0.73	99
A600825	617143	LS06-45A	249	251	WCKE	0.081	0.003	1.37	0.38	0.055	0.52	0.96	0.08	0.47	62
A600825	617144	LS06-45A	251	253	WCKE	0.067	0.004	1.44	0.32	0.017	0.6	0.96	0.1	0.39	57
A600825	617145	LS06-45A	253	255	WCKE	0.058	0.009	3.33	1.4	0.051	1.74	3.42	0.36	1.53	53
A600825	617146	LS06-45A	255	257	WCKE	0.032	0.015	6.5	3.13	0.098	3.38	6.92	0.65	2.81	35

ACME File	Sample Numer	Hole	From	To	Lith	Mo%	Cu%	Fe%	Ca%	P%	Mg%	Al%	Na%	K%	Re ppb
A600825	617147	LS06-45A	257	259	WCKE	0.038	0.008	5.61	3.25	0.094	3.22	6.73	0.63	2.6	33
A600825	617148	LS06-45A	259	261	WCKE	0.019	0.048	7.63	3.38	0.095	3.36	7.08	0.66	2.55	18
A600825	617149	LS06-45A	261	263	WCKE-TUFF	0.018	0.016	2.41	0.75	0.039	1.18	1.82	0.14	0.91	15
A600825	617150	LS06-45A	263	265	TUFF	0.046	0.006	2.31	0.63	0.036	1.04	1.97	0.13	0.93	31
A600825	617151	LS06-45A	265	267	TUFF	0.061	0.004	1.56	0.33	0.016	0.55	0.98	0.09	0.41	46
A600825	617152	LS06-45A	267	269	TUFF	0.147	0.004	1.55	0.31	0.015	0.51	0.96	0.09	0.37	149
A600825	617153	LS06-45A	269	271	TUFF	0.116	0.004	1.46	0.52	0.008	0.5	1.06	0.06	0.33	75
A600825	617154	LS06-45A	271	273	TUFF-QFP	0.138	0.003	0.74	1.16	0.053	0.29	0.88	0.03	0.17	108
A600825	617155	LS06-45A	273	275	QFP	0.165	0.001	0.27	0.86	0.012	0.12	0.88	0.06	0.12	132
A600825	617156	LS06-45A	275	277	QFP	0.119	0.002	0.27	1.31	0.011	0.15	0.84	0.08	0.1	91
A600825	617157	LS06-45A	277	279	QFP-TUFF	0.105	0.004	0.84	0.45	0.026	0.31	0.85	0.02	0.26	80
A600825	617158	LS06-45A	279	281	TUFF	0.105	0.005	1.68	0.46	0.008	0.45	1.04	0.09	0.37	77
A600825	617159	LS06-45A	281	283	TUFF	0.057	0.008	2.08	1.54	0.207	0.35	1.15	0.09	0.23	42
A600825	617160	LS06-45A	283	285	TUFF	0.067	0.01	1.9	0.5	0.065	0.37	1.02	0.09	0.27	45
A600825	617161	LS06-45A	285	287	TUFF	0.076	0.007	1.52	0.55	0.073	0.4	1.04	0.08	0.32	46
A600825	617162	LS06-45A	287	289	TUFF	0.058	0.003	1.28	0.36	0.013	0.41	0.87	<.01	0.27	35
A600825	617163	LS06-45A	289	291	TUFF	0.104	0.002	0.83	4.41	0.017	0.29	0.81	0.08	0.15	79
A600825	617164	LS06-45A	291	293	TUFF	0.032	0.008	1.02	3.58	0.046	0.45	1.35	<.01	0.14	21
A600825	617165	LS06-45A	293	295	TUFF	0.032	0.006	1.21	1.94	0.039	0.56	1.45	0.04	0.15	34
A600825	617166	LS06-45A	295	297	TUFF	0.043	0.007	1.17	4.23	0.055	0.7	1.35	0.01	0.23	31
A600825	617167	LS06-45A	297	299	TUFF	0.046	0.01	1.16	3.24	0.053	0.79	1.33	<.01	0.21	42
A600825	617168	LS06-45A	299	301	TUFF	0.035	0.026	3.35	3.53	0.063	0.83	1.65	0.02	0.34	31
A600825	617169	LS06-45A	301	303	TUFF	0.065	0.022	2.21	1.94	0.081	0.91	1.7	<.01	0.33	63
A600825	617171	LS06-45A	303	305	TUFF	0.053	0.078	7.06	1.34	0.085	2.79	3.63	0.12	2.01	50
A600825	617172	LS06-45A	305	307	TUFF	0.037	0.169	13.27	1.75	0.077	2.11	2.48	0.04	1.01	31
A600825	617173	LS06-45A	307	309	TUFF	0.068	0.041	4.98	1.17	0.055	2.24	2.95	0.1	1.65	70
A600825	617174	LS06-45A	309	311	TUFF	0.068	0.015	2.01	1.66	0.07	1.01	1.51	0.07	0.67	39
A600825	617175	LS06-45A	311	313	TUFF	0.119	0.01	1.05	4.06	0.055	0.63	1.1	0.02	0.23	84
A600825	617176	LS06-45A	313	315	TUFF	0.079	0.01	1.99	1.37	0.073	0.91	1.68	0.11	0.54	75
A600825	617177	LS06-45A	315	317	TUFF	0.2	0.021	3.72	1.55	0.068	0.9	2.53	0.18	0.78	143
A600825	617178	LS06-45A	317	319	TUFF	0.133	0.017	2.56	1.43	0.057	0.84	1.74	0.15	0.52	93
A600825	617179	LS06-45A	319	321	TUFF	0.073	0.012	1.74	1.5	0.046	0.7	1.37	0.1	0.23	58
A600825	617180	LS06-45A	321	323	TUFF	0.046	0.039	4.08	1.46	0.114	0.65	1.63	0.22	0.16	37
A600825	617181	LS06-45A	323	325	TUFF	0.067	0.015	2.75	1.38	0.102	0.56	1.41	0.12	0.27	36
A600825	617182	LS06-45A	325	327	TUFF	0.055	0.028	3.34	1.29	0.107	0.74	1.77	0.15	0.22	58
A600825	617183	LS06-45A	327	329	TUFF	0.036	0.014	2.63	1.62	0.094	0.75	2.13	0.16	0.31	26
A600825	617184	LS06-45A	329	331	TUFF	0.092	0.016	2.43	1.79	0.078	0.85	1.99	0.07	0.32	75
A600825	617185	LS06-45A	331	333	TUFF	0.063	0.014	2.21	1.58	0.135	0.76	1.77	0.1	0.3	48
A600825	617187	LS06-45A	333	335	TUFF	0.085	0.038	4.31	2.75	0.172	1.2	2.61	0.18	0.57	74
A600825	617188	LS06-45A	335	337	TUFF	0.037	0.042	3.6	1.8	0.118	1.07	2.08	0.11	0.51	20
A600825	617189	LS06-45A	337	339	TUFF	0.042	0.055	4.7	1.69	0.059	1.31	1.84	0.02	0.42	32
A600825	617190	LS06-45A	339	341	TUFF	0.137	0.003	0.98	2.44	0.035	0.6	1.44	<.01	0.15	83
A600825	617191	LS06-45A	341	343	TUFF	0.081	0.004	1.04	2.08	0.036	0.63	1.55	0.07	0.2	57
A600825	617192	LS06-45A	343	345	TUFF	0.068	0.004	1.93	1.87	0.025	0.79	1.53	0.04	0.55	39
A600825	617193	LS06-45A	345	347	TUFF-QFP	0.055	0.009	3.81	1.08	0.044	1.32	2.18	0.12	1.06	34
A600825	617194	LS06-45A	347	349	QFP	0.339	0.001	0.31	0.48	0.012	0.09	0.33	0.04	0.19	194
A600825	617195	LS06-45A	349	351	QFP	0.134	0.001	0.24	0.58	0.006	0.05	0.33	0.02	0.13	80
A600825	617196	LS06-45A	351	353	QFP	0.106	0.001	0.11	0.48	0.008	0.03	0.22	0.01	0.06	55
A600825	617197	LS06-45A	353	355	QFP	0.08	0.001	0.32	0.44	0.007	0.01	0.24	<.01	0.16	36
A600825	617198	LS06-45A	355	357	QFP	0.098	0.001	0.16	0.63	0.01	0.02	0.3	0.04	0.16	71
A600825	617199	LS06-45A	357	359	QFP	0.09	0.001	0.2	0.56	0.005	0.01	0.14	<.01	0.07	53
A600825	617200	LS06-45A	359	361	QFP	0.089	0.001	0.23	0.45	0.008	0.01	0.2	0.01	0.15	46
A600825	617201	LS06-45A	361	363	QFP	0.294	0.001	0.18	0.38	0.002	0.01	0.17	<.01	0.15	148
A600825	617202	LS06-45A	363	365	QFP	0.153	0.001	0.17	0.6	0.008	0.02	0.17	0.01	0.04	86
A600825	617203	LS06-45A	365	367	QFP-WCKE	0.089	0.003	2.06	1.42	0.031	1.05	1.92	0.07	0.95	46
A600825	617204	LS06-45A	367	369	WCKE	0.093	0.008	3.07	1.42	0.035	1.4	2.56	0.11	1.05	61

ACME File	Sample Numer	Hole	From	To	Lith	Mo%	Cu%	Fe%	Ca%	P%	Mg%	Al%	Na%	K%	Re ppb
A600825	617206	LS06-45A	369	371	WCKE	0.081	0.006	1.96	1.46	0.036	0.9	1.87	0.06	0.59	46
A600825	617207	LS06-45A	371	373	WCKE	0.039	0.021	2.58	0.71	0.033	0.95	1.49	0.1	0.55	20
A600825	617208	LS06-45A	373	375	WCKE	0.035	0.032	4.5	0.94	0.041	1.76	2.59	0.13	1.39	21
A600825	617209	LS06-45A	375	377	WCKE	0.037	0.028	7.18	2.72	0.053	2.64	4.14	0.1	2.02	16
A600825	617210	LS06-45A	377	380.1	WCKE	0.086	0.029	3.52	5.04	0.043	0.64	1.66	0.03	0.48	51
A600873	617212	LS06-50	7.7	10	QFP	0.06	0.001	0.35	0.26	0.012	0.05	0.27	0.06	0.14	24
A600873	617213	LS06-50	10	12	QFP	0.208	0.001	0.17	0.17	0.009	0.02	0.26	0.06	0.22	91
A600873	617214	LS06-50	12	14	QFP	0.239	0.002	0.17	0.3	0.012	0.03	0.21	0.12	0.18	103
A600873	617215	LS06-50	14	16	QFP	0.031	0.001	0.21	0.24	0.013	0.03	0.23	0.04	0.16	19
A600873	617216	LS06-50	16	18	QFP	0.011	<.001	0.24	0.3	0.014	0.03	0.25	0.06	0.15	9
A600873	617217	LS06-50	18	20	QFP	0.026	<.001	0.29	0.29	0.018	0.06	0.26	0.04	0.15	16
A600873	617218	LS06-50	20	22	QFP	0.028	0.003	0.42	0.28	0.018	0.13	0.35	0.08	0.19	18
A600873	617219	LS06-50	22	24	QFP	0.01	0.005	0.54	0.24	0.021	0.17	0.4	0.12	0.15	9
A600873	617220	LS06-50	24	26	QFP	0.012	0.004	0.49	0.23	0.021	0.17	0.35	0.09	0.17	10
A600873	617221	LS06-50	26	28	QFP	0.017	0.001	0.4	0.24	0.013	0.17	0.36	0.06	0.16	11
A600873	617222	LS06-50	28	30	QFP	0.006	0.001	0.55	0.25	0.015	0.2	0.38	0.07	0.19	3
A600873	617223	LS06-50	30	32	QFP	0.036	0.001	0.32	0.17	0.015	0.18	0.33	0.04	0.24	32
A600873	617224	LS06-50	32	34	QFP	0.044	0.002	0.3	0.19	0.019	0.1	0.27	0.03	0.17	32
A600873	617225	LS06-50	34	36	QFP	0.014	0.001	0.34	0.24	0.019	0.14	0.33	0.06	0.14	8
A600873	617226	LS06-50	36	38	QFP	0.017	0.001	0.24	0.29	0.018	0.13	0.33	0.05	0.16	16
A600873	617227	LS06-50	38	40	QFP	0.042	0.001	0.21	0.24	0.016	0.12	0.26	0.03	0.14	13
A600873	617228	LS06-50	40	42	QFP	0.012	0.008	0.34	0.26	0.019	0.15	0.31	0.05	0.15	5
A600873	617229	LS06-50	42	44	QFP	0.017	0.001	0.2	0.39	0.015	0.13	0.33	0.04	0.14	14
A600873	617230	LS06-50	44	46	QFP	0.013	0.001	0.2	0.52	0.019	0.12	0.29	0.06	0.13	9
A600873	617231	LS06-50	46	48	QFP	0.025	<.001	0.18	0.36	0.012	0.07	0.26	0.08	0.17	5
A600873	617232	LS06-50	48	50	QFP	0.025	0.002	0.21	0.48	0.015	0.07	0.27	0.05	0.14	18
A600873	617233	LS06-50	50	52	QFP	0.006	<.001	0.21	0.53	0.016	0.04	0.21	0.04	0.19	3
A600873	617234	LS06-50	52	54	QFP	0.03	0.001	0.18	0.43	0.012	0.05	0.27	0.04	0.15	12
A600873	617236	LS06-50	54	56	QFP	0.017	<.001	0.22	0.55	0.014	0.04	0.26	0.05	0.19	12
A600873	617237	LS06-50	56	58	QFP	0.016	0.001	0.2	0.54	0.017	0.04	0.23	0.04	0.12	9
A600873	617238	LS06-50	58	60	QFP	0.011	<.001	0.2	0.38	0.017	0.11	0.33	0.04	0.17	8
A600873	617239	LS06-50	60	62	QFP	0.019	<.001	0.14	0.15	0.01	0.08	0.22	0.01	0.16	16
A600873	617240	LS06-50	62	64	QFP	0.014	<.001	0.19	0.15	0.01	0.1	0.26	0.07	0.16	12
A600873	617241	LS06-50	64	66	QFP	0.023	<.001	0.13	0.17	0.009	0.05	0.19	0.07	0.18	20
A600873	617242	LS06-50	66	68	QFP	0.007	0.001	0.14	0.22	0.007	0.04	0.22	0.05	0.18	8
A600873	617243	LS06-50	68	70	QFP	0.009	0.001	0.27	0.31	0.016	0.06	0.25	0.11	0.16	5
A600873	617244	LS06-50	70	72	QFP	0.051	0.001	0.22	0.28	0.014	0.1	0.46	0.11	0.27	43
A600873	617245	LS06-50	72	74	QFP	0.018	0.001	0.22	0.35	0.017	0.15	0.51	0.08	0.28	16
A600873	617246	LS06-50	74	76	QFP	0.057	0.003	0.38	0.47	0.015	0.15	0.48	0.09	0.19	52
A600873	617247	LS06-50	76	78	QFP	0.038	0.003	0.29	0.66	0.014	0.05	0.35	0.11	0.18	34
A600873	617248	LS06-50	78	80	QFP	0.109	0.004	0.29	0.58	0.017	0.04	0.36	0.06	0.26	103
A600873	617249	LS06-50	80	82	QFP	0.04	0.003	0.34	0.35	0.013	0.1	0.41	0.05	0.22	21
A600873	617250	LS06-50	82	84	QFP	0.074	0.002	0.28	0.39	0.02	0.13	0.48	0.12	0.28	55
A600873	617251	LS06-50	84	86	QFP	0.042	0.002	0.38	0.34	0.015	0.14	0.44	0.05	0.22	36
A600873	617252	LS06-50	86	88	QFP	0.091	0.001	0.19	0.35	0.015	0.1	0.35	0.12	0.23	75
A600873	617253	LS06-50	88	90	QFP	0.034	0.001	0.22	0.43	0.014	0.08	0.39	0.04	0.29	27
A600873	617254	LS06-50	90	92	QFP	0.053	0.001	0.22	0.47	0.014	0.03	0.33	0.06	0.27	42
A600873	617255	LS06-50	92	94	QFP	0.089	0.002	0.2	0.51	0.012	0.05	0.33	0.06	0.24	72
A600873	617256	LS06-50	94	96	QFP	0.085	0.004	0.24	0.66	0.017	0.06	0.4	0.09	0.22	68
A600873	617257	LS06-50	96	98	QFP	0.068	0.002	0.3	0.63	0.019	0.08	0.45	0.04	0.25	69
A600873	617258	LS06-50	98	100	QFP	0.037	0.001	0.2	0.57	0.016	0.06	0.4	0.05	0.21	20
A600873	617260	LS06-50	100	102	QFP	0.033	0.001	0.24	0.65	0.015	0.06	0.41	0.11	0.24	24
A600873	617261	LS06-50	102	104	QFP	0.033	0.001	0.14	0.3	0.011	0.03	0.33	0.07	0.24	22
A600873	617262	LS06-50	104	106	QFP	0.025	<.001	0.15	0.33	0.01	0.03	0.35	0.11	0.22	18
A600873	617263	LS06-50	106	108	QFP	0.026	0.001	0.16	0.42	0.011	0.04	0.39	0.09	0.26	10
A600873	617264	LS06-50	108	110	QFP	0.025	0.001	0.13	0.44	0.013	0.03	0.3	0.06	0.19	23

ACME File	Sample Numer	Hole	From	To	Lith	Mo%	Cu%	Fe%	Ca%	P%	Mg%	Al%	Na%	K%	Re ppb
A600873	617265	LS06-50	110	112	QFP	0.075	0.001	0.12	0.25	0.011	0.02	0.31	0.07	0.24	72
A600873	617266	LS06-50	112	114	QFP	0.065	<.001	0.14	0.23	0.01	0.02	0.31	0.02	0.31	59
A600873	617267	LS06-50	114	116	QFP	0.037	<.001	0.13	0.29	0.011	0.02	0.32	0.07	0.25	38
A600873	617268	LS06-50	116	118	QFP	0.018	0.001	0.13	0.45	0.012	0.03	0.37	0.13	0.25	13
A600873	617269	LS06-50	118	120	QFP	0.03	<.001	0.17	1.04	0.01	0.05	0.37	0.06	0.19	25
A600873	617270	LS06-50	120	122	QFP	0.031	0.001	0.14	0.36	0.01	0.03	0.29	0.08	0.25	39
A600873	617271	LS06-50	122	124	QFP	0.026	0.001	0.13	0.27	0.009	0.03	0.33	0.04	0.33	13
A600873	617272	LS06-50	124	126	QFP	0.03	<.001	0.15	0.42	0.01	0.05	0.35	0.04	0.26	17
A600873	617273	LS06-50	126	128	QFP	0.052	0.001	0.14	0.16	0.007	0.01	0.29	0.02	0.32	29
A600873	617274	LS06-50	128	130	QFP	0.089	<.001	0.13	0.31	0.007	0.03	0.3	0.05	0.3	63
A600873	617275	LS06-50	130	132	QFP	0.108	<.001	0.16	0.2	0.011	0.02	0.36	0.08	0.39	96
A600873	617276	LS06-50	132	134	QFP	0.087	0.001	0.12	0.26	0.01	0.02	0.23	0.01	0.22	103
A600873	617277	LS06-50	134	136	QFP	0.044	0.002	0.17	0.26	0.01	0.02	0.27	0.05	0.3	42
A600873	617278	LS06-50	136	138	QFP	0.045	0.001	0.13	0.28	0.009	0.02	0.22	0.02	0.23	34
A600873	617279	LS06-50	138	140	QFP	0.1	0.001	0.13	0.19	0.008	0.02	0.24	0.01	0.24	56
A600873	617280	LS06-50	140	142	QFP	0.063	0.001	0.13	0.87	0.007	0.03	0.28	0.03	0.23	38
A600873	617281	LS06-50	142	144	QFP	0.102	0.001	0.1	0.38	0.007	0.02	0.23	0.04	0.2	71
A600873	617282	LS06-50	144	146	QFP	0.152	0.001	0.12	0.83	0.007	0.03	0.27	<.01	0.17	112
A600873	617283	LS06-50	146	148	QFP	0.376	0.001	0.13	0.3	0.009	0.01	0.2	0.03	0.19	362
A600873	617284	LS06-50	148	150	QFP	0.108	0.001	0.13	0.8	0.01	0.03	0.23	0.08	0.16	83
A600873	617285	LS06-50	150	152	QFP	0.122	0.001	0.14	0.6	0.012	0.05	0.36	0.02	0.18	111
A600873	617287	LS06-50	152	154	QFP	0.112	0.001	0.12	0.34	0.01	0.02	0.22	0.05	0.21	133
A600873	617288	LS06-50	154	156	QFP	0.107	0.001	0.14	0.38	0.009	0.03	0.25	0.03	0.18	90
A600873	617289	LS06-50	156	158	QFP	0.042	0.001	0.15	0.28	0.009	0.02	0.26	0.03	0.18	22
A600873	617290	LS06-50	158	160	QFP	0.473	0.001	0.12	0.34	0.007	0.01	0.17	0.05	0.18	348
A600873	617291	LS06-50	160	162	QFP	0.193	0.001	0.12	0.26	0.01	0.03	0.27	0.05	0.22	223
A600873	617292	LS06-50	162	164	QFP	0.153	<.001	0.13	0.3	0.014	0.02	0.25	0.06	0.21	175
A600873	617293	LS06-50	164	166	QFP	0.123	0.001	0.14	0.39	0.016	0.02	0.25	0.08	0.25	112
A600873	617294	LS06-50	166	168	QFP	0.073	0.001	0.13	0.4	0.014	0.03	0.26	0.01	0.17	66
A600873	617295	LS06-50	168	170	QFP	0.086	0.001	0.14	0.38	0.014	0.03	0.29	0.06	0.22	66
A600873	617296	LS06-50	170	172	QFP	0.219	0.001	0.13	0.31	0.013	0.02	0.22	0.05	0.2	192
A600873	617297	LS06-50	172	174	QFP	0.274	0.001	0.16	0.27	0.007	0.02	0.26	0.06	0.24	244
A600873	617298	LS06-50	174	176	QFP	0.162	0.001	0.15	0.41	0.01	0.04	0.32	0.03	0.21	163
A600873	617299	LS06-50	176	178	QFP	0.135	0.001	0.16	0.4	0.015	0.04	0.3	0.04	0.21	108
A600873	617300	LS06-50	178	180	QFP	0.197	0.001	0.14	0.74	0.016	0.04	0.29	0.03	0.21	192
A600873	617301	LS06-50	180	182	QFP	0.089	<.001	0.15	0.38	0.013	0.05	0.34	0.1	0.18	80
A600873	617302	LS06-50	182	184	QFP	0.083	0.001	0.12	0.35	0.008	0.04	0.31	0.07	0.18	101
A600873	617303	LS06-50	184	186	QFP	0.09	<.001	0.13	0.45	0.01	0.06	0.35	<.01	0.19	84
A600873	617304	LS06-50	186	188	QFP	0.047	0.001	0.16	1	0.01	0.08	0.4	0.1	0.16	38
A600873	617305	LS06-50	188	190	QFP	0.073	<.001	0.17	0.7	0.011	0.11	0.5	0.04	0.16	68
A600873	617306	LS06-50	190	192	QFP	0.065	<.001	0.2	0.6	0.011	0.09	0.43	0.09	0.2	53
A600873	617307	LS06-50	192	194	QFP	0.081	<.001	0.2	0.68	0.013	0.12	0.55	0.08	0.2	78
A600873	617308	LS06-50	194	196	QFP	0.097	0.001	0.22	0.47	0.012	0.11	0.62	0.06	0.28	109
A600873	617310	LS06-50	196	198	QFP	0.056	0.001	0.23	0.31	0.011	0.09	0.49	0.08	0.27	54
A600873	617311	LS06-50	198	200	QFP	0.079	0.001	0.28	0.37	0.009	0.08	0.43	0.1	0.23	69
A600873	617312	LS06-50	200	202	QFP	0.114	<.001	0.19	0.67	0.01	0.1	0.56	0.09	0.23	104
A600873	617313	LS06-50	202	204	QFP	0.11	0.001	0.16	0.49	0.013	0.07	0.39	0.05	0.2	109
A600873	617314	LS06-50	204	206	QFP	0.09	0.001	0.19	0.79	0.012	0.1	0.52	0.08	0.19	87
A600873	617315	LS06-50	206	208	QFP	0.08	0.001	0.19	2.6	0.011	0.06	0.34	0.05	0.17	79
A600873	617316	LS06-50	208	210	QFP	0.087	0.001	0.16	1.14	0.012	0.1	0.4	0.04	0.18	72
A600873	617317	LS06-50	210	212	QFP	0.067	0.001	0.17	0.55	0.009	0.09	0.42	<.01	0.18	67
A600873	617318	LS06-50	212	214	QFP	0.052	0.001	0.19	0.59	0.013	0.05	0.34	0.04	0.23	38
A600873	617319	LS06-50	214	216	QFP	0.074	0.002	0.17	0.45	0.013	0.04	0.29	0.03	0.24	101
A600873	617320	LS06-50	216	218	QFP	0.065	0.001	0.23	0.54	0.015	0.05	0.39	0.06	0.31	75
A600873	617321	LS06-50	218	220	QFP	0.056	0.002	0.22	0.76	0.009	0.19	0.44	0.02	0.32	58
A600873	617322	LS06-50	220	222	QFP	0.095	0.002	0.2	0.45	0.008	0.2	0.48	0.02	0.3	108

ACME File	Sample Numer	Hole	From	To	Lith	Mo%	Cu%	Fe%	Ca%	P%	Mg%	Al%	Na%	K%	Re ppb
A600873	617323	LS06-50	222	224	QFP	0.064	0.001	0.26	0.54	0.011	0.16	0.48	0.02	0.22	74
A600873	617324	LS06-50	224	226	QFP	0.123	0.001	0.27	0.84	0.01	0.05	0.33	0.01	0.2	139
A600873	617325	LS06-50	226	228	QFP	0.074	0.002	0.29	0.6	0.007	0.03	0.3	0.03	0.2	91
A600873	617326	LS06-50	228	230	QFP	0.056	0.001	0.21	0.64	0.013	0.03	0.31	0.02	0.26	59
A600873	617327	LS06-50	230	232	QFP	0.108	0.002	0.19	0.51	0.01	0.03	0.28	0.03	0.27	141
A600873	617328	LS06-50	232	234	QFP-QFPB	0.128	0.003	0.26	0.75	0.012	0.05	0.34	0.04	0.29	162
A600873	617329	LS06-50	234	236	QFPB	0.084	0.002	0.22	0.4	0.007	0.05	0.34	0.02	0.2	103
A600873	617330	LS06-50	236	238	QFPB	0.11	0.003	0.34	0.49	0.01	0.09	0.35	0.02	0.27	143
A600873	617331	LS06-50	238	240	QFPB	0.033	0.004	0.36	0.48	0.013	0.1	0.42	0.03	0.32	24
A600873	617332	LS06-50	240	242	QFPB	0.083	0.003	0.23	0.31	0.009	0.04	0.3	0.03	0.27	89
A600873	617333	LS06-50	242	244	QFPB	0.063	0.002	0.25	0.31	0.011	0.08	0.28	0.02	0.26	74
A600873	617334	LS06-50	244	246	QFPB	0.107	0.002	0.23	0.42	0.01	0.03	0.24	0.02	0.23	123
A600873	617336	LS06-50	246	248	QFPB-SILC	0.067	0.003	0.41	0.67	0.024	0.11	0.43	0.05	0.26	74
A600873	617337	LS06-50	248	250	SILC	0.048	0.002	0.33	0.52	0.02	0.09	0.37	<.01	0.25	58
A600873	617338	LS06-50	250	252	SILC	0.073	0.002	0.29	0.23	0.014	0.13	0.35	0.03	0.24	86
A600873	617339	LS06-50	252	254	SILC	0.035	0.002	0.28	0.18	0.014	0.13	0.34	0.03	0.25	32
A600873	617340	LS06-50	254	256	SILC	0.063	0.003	0.27	0.3	0.013	0.16	0.32	<.01	0.18	57
A600873	617341	LS06-50	256	258	SILC	0.04	0.002	0.28	0.36	0.013	0.07	0.27	<.01	0.2	41
A600873	617342	LS06-50	258	260	SILC	0.043	0.003	0.27	0.51	0.013	0.04	0.24	<.01	0.21	36
A600873	617343	LS06-50	260	262	SILC	0.071	0.004	0.31	0.63	0.012	0.04	0.27	<.01	0.19	72
A600873	617344	LS06-50	262	264	SILC	0.025	0.004	0.27	0.5	0.015	0.04	0.25	0.05	0.17	31
A600873	617345	LS06-50	264	266	SILC	0.034	0.004	0.27	0.64	0.013	0.04	0.29	0.03	0.19	33
A600873	617346	LS06-50	266	268	SILC	0.027	0.003	0.19	0.32	0.01	0.03	0.2	<.01	0.15	24
A600873	617347	LS06-50	268	270	SILC	0.037	0.003	0.22	0.45	0.011	0.06	0.29	<.01	0.14	34
A600873	617348	LS06-50	270	272	SILC	0.038	0.002	0.29	0.58	0.016	0.06	0.34	0.04	0.18	35
A600873	617349	LS06-50	272	274	SILC	0.034	0.003	0.22	0.45	0.013	0.03	0.2	0.01	0.14	31
A600873	617350	LS06-50	274	276	SILC	0.043	0.004	0.26	0.48	0.014	0.05	0.26	<.01	0.21	37
A600873	617351	LS06-50	276	278	SILC	0.055	0.002	0.17	0.38	0.011	0.02	0.12	<.01	0.1	59
A600873	617352	LS06-50	278	280	SILC	0.044	0.003	0.3	0.52	0.013	0.05	0.26	<.01	0.16	45
A600873	617353	LS06-50	280	282	SILC	0.033	0.001	0.31	0.75	0.023	0.09	0.35	<.01	0.14	31
A600873	617354	LS06-50	282	284	SILC	0.055	0.001	0.31	0.47	0.017	0.07	0.27	0.01	0.22	61
A600873	617355	LS06-50	284	285.6	SILC	0.02	0.003	0.31	0.81	0.022	0.03	0.15	0.04	0.11	19
A600945	617357	LS06-51	13	15	QFP	0.014	0.001	0.16	0.3	0.015	0.03	0.33	0.13	0.19	
A600945	617358	LS06-51	15	17	QFP	0.025	0.001	0.15	0.36	0.014	0.03	0.33	0.07	0.22	
A600945	617359	LS06-51	17	19	QFP	0.023	0.001	0.15	0.3	0.011	0.03	0.33	0.1	0.21	
A600945	617360	LS06-51	19	21	QFP	0.035	0.001	0.13	0.31	0.011	0.02	0.29	0.02	0.26	
A600945	617361	LS06-51	21	23	QFP	0.027	0.001	0.13	0.57	0.013	0.02	0.3	0.08	0.3	
A600945	617362	LS06-51	23	25	QFP	0.015	0.001	0.12	0.73	0.014	0.05	0.32	0.06	0.17	
A600945	617363	LS06-51	25	27	QFP	0.029	0.001	0.14	1.04	0.015	0.04	0.3	0.12	0.16	
A600945	617364	LS06-51	27	29	QFP	0.047	0.001	0.12	0.85	0.013	0.03	0.25	0.05	0.26	
A600945	617365	LS06-51	29	31	QFP	0.096	0.001	0.14	0.53	0.012	0.04	0.29	0.01	0.25	
A600945	617366	LS06-51	31	33	QFP	0.121	0.001	0.15	0.78	0.017	0.05	0.28	0.08	0.25	
A600945	617367	LS06-51	33	35	QFP	0.042	0.001	0.15	1.68	0.015	0.07	0.38	0.05	0.19	
A600945	617368	LS06-51	35	37	QFP	0.049	0.001	0.14	1.33	0.015	0.04	0.3	0.05	0.18	
A600945	617369	LS06-51	37	39	QFP	0.049	0.001	0.14	0.91	0.014	0.04	0.3	<.01	0.24	
A600945	617370	LS06-51	39	41	QFP	0.038	0.001	0.13	0.36	0.01	0.04	0.29	0.03	0.26	
A600945	617371	LS06-51	41	43	QFP	0.031	0.001	0.15	0.24	0.012	0.05	0.32	0.05	0.22	
A600945	617372	LS06-51	43	45	QFP	0.091	0.001	0.14	0.26	0.013	0.05	0.31	0.05	0.25	
A600945	617373	LS06-51	45	47	QFP	0.028	<.001	0.14	0.53	0.019	0.1	0.45	0.1	0.13	
A600945	617374	LS06-51	47	49	QFP	0.034	0.001	0.13	0.47	0.013	0.06	0.36	0.07	0.16	
A600945	617375	LS06-51	49	51	QFP	0.048	0.001	0.14	0.84	0.012	0.04	0.29	0.1	0.17	
A600945	617376	LS06-51	51	53	QFP	0.032	<.001	0.14	0.9	0.012	0.06	0.32	0.07	0.18	
A600945	617377	LS06-51	53	55	QFP	0.017	0.001	0.13	0.63	0.013	0.05	0.29	0.03	0.17	
A600945	617378	LS06-51	55	57	QFP	0.036	0.001	0.14	0.48	0.012	0.04	0.3	0.05	0.23	
A600945	617379	LS06-51	57	59	QFP	0.086	0.001	0.13	1.88	0.013	0.05	0.29	0.03	0.18	
A600945	617380	LS06-51	59	61	QFP	0.047	0.001	0.13	2.28	0.009	0.12	0.54	0.05	0.14	

ACME File	Sample Numer	Hole	From	To	Lith	Mo%	Cu%	Fe%	Ca%	P%	Mg%	Al%	Na%	K%	Re ppb
A600945	617381	LS06-51	61	63	QFP	0.102	0.001	0.15	0.94	0.014	0.07	0.29	0.04	0.2	
A600945	617382	LS06-51	63	65	QFP	0.101	0.003	0.16	0.78	0.014	0.05	0.28	0.06	0.22	
A600945	617383	LS06-51	65	67	QFP	0.066	0.001	0.16	0.92	0.016	0.05	0.28	0.01	0.2	
A600945	617384	LS06-51	67	69	QFP	0.053	0.001	0.14	0.63	0.013	0.02	0.24	0.01	0.23	
A600945	617385	LS06-51	69	71	QFP	0.082	0.002	0.18	0.55	0.012	0.07	0.34	<.01	0.31	
A600945	617386	LS06-51	71	73	QFP	0.035	0.001	0.17	0.51	0.017	0.07	0.34	0.05	0.26	
A600945	617387	LS06-51	73	75	QFP	0.045	0.001	0.15	0.33	0.016	0.05	0.35	0.12	0.26	
A600945	617389	LS06-51	75	77	QFP	0.101	<.001	0.17	0.32	0.016	0.05	0.35	0.11	0.23	
A600945	617390	LS06-51	77	79	QFP	0.042	0.001	0.14	0.48	0.017	0.07	0.39	0.12	0.25	
A600945	617391	LS06-51	79	81	QFP	0.041	0.001	0.19	0.63	0.014	0.15	0.42	0.08	0.37	
A600945	617392	LS06-51	81	83	QFP	0.027	0.001	0.16	3.26	0.014	0.13	0.31	0.08	0.25	
A600945	617393	LS06-51	83	85	QFP	0.064	0.001	0.17	0.91	0.017	0.1	0.38	0.09	0.21	
A600945	617394	LS06-51	85	87	QFP	0.039	0.001	0.18	0.48	0.018	0.12	0.4	0.14	0.25	
A600945	617395	LS06-51	87	89	QFP	0.032	0.001	0.21	0.6	0.02	0.22	0.5	0.06	0.29	
A600945	617396	LS06-51	89	91	QFP	0.026	0.001	0.22	0.88	0.019	0.21	0.56	0.13	0.28	
A600945	617397	LS06-51	91	93	QFP	0.032	0.001	0.2	0.64	0.017	0.13	0.49	0.1	0.18	
A600945	617398	LS06-51	93	95	QFP	0.088	0.001	0.18	0.59	0.014	0.09	0.41	0.11	0.22	
A600945	617399	LS06-51	95	97	QFP	0.032	0.001	0.19	0.39	0.018	0.07	0.39	0.1	0.29	
A600945	617400	LS06-51	97	99	QFP	0.061	0.001	0.16	0.4	0.016	0.06	0.32	0.06	0.27	
A600945	617401	LS06-51	99	101	QFP	0.037	0.001	0.17	0.4	0.013	0.06	0.32	0.07	0.2	
A600945	617402	LS06-51	101	103	QFP	0.034	0.001	0.18	1.09	0.018	0.07	0.36	0.05	0.18	
A600945	617403	LS06-51	103	105	QFP	0.186	0.001	0.17	0.59	0.015	0.13	0.38	0.13	0.24	
A600945	617404	LS06-51	105	107	QFP	0.142	0.001	0.19	0.9	0.017	0.08	0.38	0.06	0.26	
A600945	617405	LS06-51	107	109	QFP	0.068	0.002	0.15	1.36	0.016	0.07	0.32	0.11	0.18	
A600945	617406	LS06-51	109	111	QFP	0.053	0.001	0.17	0.88	0.015	0.07	0.37	0.1	0.22	
A600945	617407	LS06-51	111	113	QFP	0.043	0.002	0.18	1.82	0.013	0.06	0.34	0.1	0.21	
A600945	617408	LS06-51	113	115	QFP	0.034	0.001	0.19	0.83	0.017	0.05	0.35	0.06	0.16	
A600945	617409	LS06-51	115	117	QFP	0.031	0.002	0.21	0.71	0.014	0.04	0.32	0.08	0.27	
A600945	617410	LS06-51	117	119	QFP	0.03	0.001	0.18	0.53	0.014	0.06	0.37	0.08	0.26	
A600945	617411	LS06-51	119	121	QFP	0.034	0.001	0.18	0.61	0.011	0.1	0.49	0.1	0.27	
A600945	617412	LS06-51	121	123	QFP	0.068	0.002	0.22	1	0.011	0.08	0.39	0.09	0.21	
A600945	617413	LS06-51	123	125	QFP	0.077	0.001	0.23	0.54	0.016	0.07	0.38	0.09	0.26	
A600945	617414	LS06-51	125	127	QFP	0.057	0.001	0.24	0.41	0.01	0.1	0.44	0.09	0.3	
A600945	617416	LS06-51	127	129	QFP	0.043	0.001	0.24	0.33	0.012	0.08	0.43	0.05	0.25	
A600945	617417	LS06-51	129	131	QFP	0.083	0.001	0.27	0.58	0.013	0.08	0.37	0.12	0.26	
A600945	617418	LS06-51	131	133	QFP-BRXX	0.019	0.007	0.76	0.41	0.024	0.19	0.5	0.12	0.3	
A600945	617419	LS06-51	133	135	BRXX	0.042	0.006	0.86	0.57	0.029	0.21	0.57	0.12	0.36	
A600945	617420	LS06-51	135	137	BRXX	0.112	0.004	0.57	0.54	0.024	0.23	0.55	0.06	0.46	
A600945	617421	LS06-51	137	139	BRXX	0.041	0.011	0.66	1.02	0.034	0.15	0.48	0.06	0.24	
A600945	617422	LS06-51	139	141	BRXX	0.184	0.003	0.44	1.02	0.017	0.06	0.37	0.03	0.27	
A600945	617423	LS06-51	141	143	BRXX	0.037	0.007	0.71	1.33	0.024	0.11	0.48	0.04	0.24	
A600945	617424	LS06-51	143	145	BRXX	0.188	0.003	0.46	2.92	0.018	0.15	0.46	0.06	0.25	
A600945	617425	LS06-51	145	147	BRXX	0.112	0.005	0.55	1.04	0.021	0.19	0.59	0.05	0.26	
A600945	617426	LS06-51	147	149	BRXX-QFP	0.118	0.002	0.39	5	0.016	0.28	0.44	0.03	0.21	
A600945	617427	LS06-51	149	151	QFP	0.369	0.002	0.23	2.09	0.01	0.11	0.36	<.01	0.21	
A600945	617428	LS06-51	151	153	QFP	0.18	0.002	0.29	1.42	0.017	0.12	0.52	0.05	0.25	
A600945	617429	LS06-51	153	155	QFP	0.074	0.005	0.27	0.54	0.015	0.05	0.26	0.05	0.22	
A600945	617430	LS06-51	155	157	QFP	0.051	0.006	0.22	0.46	0.017	0.03	0.3	0.05	0.21	
A600945	617431	LS06-51	157	159	QFP	0.109	0.001	0.19	0.34	0.014	0.03	0.29	0.1	0.25	
A600945	617432	LS06-51	159	161	QFP	0.101	0.003	0.34	0.73	0.02	0.23	0.48	0.04	0.41	
A600945	617433	LS06-51	161	163	QFP	0.173	0.002	0.23	0.46	0.01	0.07	0.33	0.01	0.23	
A600945	617434	LS06-51	163	165	QFP	0.096	0.001	0.22	0.38	0.014	0.08	0.35	<.01	0.32	
A600945	617435	LS06-51	165	167	QFP-BRXX	0.215	0.001	0.29	0.35	0.019	0.12	0.37	0.09	0.28	
A600945	617436	LS06-51	167	169	BRXX	0.083	0.011	0.69	0.82	0.04	0.27	0.54	0.07	0.4	
A600945	617438	LS06-51	169	171	BRXX	0.083	0.005	0.4	1.03	0.024	0.13	0.43	0.04	0.29	
A600945	617439	LS06-51	171	173	BRXX	0.055	0.006	0.44	0.55	0.026	0.15	0.43	0.07	0.26	

ACME File	Sample Numer	Hole	From	To	Lith	Mo%	Cu%	Fe%	Ca%	P%	Mg%	Al%	Na%	K%	Re ppb
A600945	617440	LS06-51	173	175	BRXX	0.035	0.014	0.79	0.42	0.036	0.29	0.61	0.11	0.34	
A600945	617441	LS06-51	175	177	BRXX	0.065	0.007	0.35	0.37	0.028	0.21	0.55	0.05	0.31	
A600945	617442	LS06-51	177	179	BRXX	0.032	0.007	0.36	0.35	0.026	0.26	0.62	0.04	0.41	
A600945	617443	LS06-51	179	181	BRXX	0.098	0.009	0.51	0.31	0.023	0.24	0.5	0.06	0.32	
A600945	617444	LS06-51	181	183	BRXX	0.06	0.013	0.81	0.46	0.037	0.44	0.72	0.05	0.42	
A600945	617445	LS06-51	183	185	BRXX	0.055	0.018	1.13	0.74	0.03	0.48	0.86	0.08	0.42	
A600945	617446	LS06-51	185	187	BRXX	0.031	0.192	2.2	0.57	0.038	0.78	1.2	0.11	0.76	
A600945	617447	LS06-51	187	189	BRXX	0.039	0.018	0.78	0.55	0.036	0.36	0.7	0.06	0.47	
A600945	617448	LS06-51	189	191	BRXX	0.056	0.018	0.56	0.42	0.033	0.25	0.56	0.11	0.39	
A600945	617449	LS06-51	191	193	BRXX	0.087	0.006	0.55	0.91	0.03	0.25	0.52	0.05	0.36	
A600945	617450	LS06-51	193	195	BRXX	0.192	0.008	0.42	0.45	0.021	0.32	0.65	0.08	0.36	
A600945	617451	LS06-51	195	197	BRXX	0.022	0.005	0.29	0.25	0.013	0.11	0.39	0.09	0.16	
A600945	617452	LS06-51	197	199	BRXX	0.106	0.002	0.23	0.43	0.013	0.12	0.51	0.24	0.15	
A600945	617453	LS06-51	199	201	BRXX	0.04	0.003	0.3	0.3	0.02	0.22	0.64	0.15	0.3	
A600945	617454	LS06-51	201	203	BRXX	0.037	0.017	0.75	0.37	0.025	0.44	1.01	0.21	0.71	
A600945	617455	LS06-51	203	205	BRXX	0.048	0.003	0.37	0.68	0.024	0.22	0.67	0.16	0.41	
A600945	617456	LS06-51	205	207	BRXX	0.049	0.005	0.41	0.41	0.026	0.19	0.6	0.13	0.36	
A600945	617457	LS06-51	207	209	BRXX	0.078	0.004	0.37	0.6	0.021	0.23	0.68	0.08	0.39	
A600945	617458	LS06-51	209	211	BRXX	0.067	0.01	0.45	7.33	0.017	0.29	0.64	0.03	0.22	
A600945	617459	LS06-51	211	213	BRXX	0.042	0.004	0.31	0.7	0.02	0.19	0.62	0.18	0.32	
A600945	617460	LS06-51	213	215	BRXX	0.085	0.009	0.55	0.38	0.025	0.24	0.63	0.11	0.38	
A600945	617461	LS06-51	215	217	BRXX	0.018	0.031	1.16	0.49	0.034	0.7	1.1	0.14	0.59	
A600945	617462	LS06-51	217	219	BRXX	0.04	0.019	0.58	0.33	0.03	0.36	0.79	0.25	0.38	
A600945	617463	LS06-51	219	221	BRXX	0.03	0.011	0.77	0.31	0.033	0.35	0.75	0.15	0.56	
A600945	617464	LS06-51	221	223	BRXX	0.022	0.012	0.86	0.85	0.033	0.42	0.77	0.11	0.44	
A600945	617465	LS06-51	223	225	BRXX	0.053	0.018	1.04	1.29	0.032	0.38	0.9	0.11	0.24	
A600945	617466	LS06-51	225	227	BRXX	0.046	0.013	0.73	0.33	0.036	0.34	0.61	0.13	0.38	
A600945	617467	LS06-51	227	229	BRXX	0.06	0.006	0.47	0.4	0.029	0.26	0.57	0.08	0.41	
A600945	617468	LS06-51	229	231	BRXX	0.086	0.002	0.32	0.99	0.018	0.14	0.54	0.03	0.37	
A600945	617469	LS06-51	231	233	BRXX	0.048	0.003	0.39	0.52	0.026	0.18	0.63	0.14	0.39	
A600945	617470	LS06-51	233	235	BRXX	0.077	0.004	0.47	0.64	0.027	0.17	0.48	0.11	0.35	
A600945	617472	LS06-51	235	237	BRXX	0.06	0.002	0.3	0.55	0.024	0.09	0.4	0.08	0.33	
A600945	617473	LS06-51	237	239	BRXX	0.053	0.002	0.33	0.56	0.024	0.09	0.4	0.07	0.3	
A600945	617474	LS06-51	239	241	BRXX	0.048	0.002	0.35	1.33	0.022	0.06	0.4	0.08	0.26	
A600945	617475	LS06-51	241	243	BRXX	0.025	0.002	0.35	1.95	0.031	0.14	0.73	0.08	0.31	
A600945	617476	LS06-51	243	245	BRXX	0.055	0.003	0.67	0.93	0.037	0.37	0.87	0.15	0.28	
A600945	617477	LS06-51	245	247	BRXX	0.034	0.006	0.99	0.91	0.06	0.58	1.06	0.14	0.38	
A600945	617478	LS06-51	247	249	BRXX	0.04	0.005	0.91	0.91	0.083	0.47	1	0.13	0.32	
A600945	617479	LS06-51	249	251	BRXX	0.06	0.005	0.91	1.02	0.029	0.47	1.03	0.12	0.28	
A600945	617480	LS06-51	251	253	BRXX	0.036	0.029	1.98	0.86	0.063	0.57	0.94	0.11	0.36	
A600945	617481	LS06-51	253	255	BRXX	0.026	0.017	1.66	0.5	0.065	0.67	1.12	0.26	0.45	
A600945	617482	LS06-51	255	257	BRXX	0.121	0.017	2.12	0.65	0.062	0.83	1.4	0.22	0.76	
A600945	617483	LS06-51	257	259	BRXX	0.036	0.018	2.15	0.61	0.045	0.5	1.09	0.15	0.7	
A600945	617484	LS06-51	259	261	BRXX	0.025	0.013	0.8	0.46	0.034	0.3	0.64	0.08	0.34	
A600945	617485	LS06-51	261	263	BRXX	0.037	0.011	0.82	0.38	0.037	0.38	0.76	0.1	0.46	
A600945	617486	LS06-51	263	265	BRXX	0.071	0.012	0.87	0.34	0.033	0.35	0.59	0.07	0.39	
A600945	617487	LS06-51	265	267	BRXX	0.009	0.023	1.49	0.47	0.035	0.39	0.7	0.11	0.35	
A600945	617488	LS06-51	267	269	BRXX	0.036	0.006	0.57	0.94	0.019	0.12	0.45	0.04	0.21	
A600945	617489	LS06-51	269	271	BRXX	0.027	0.006	0.52	0.33	0.016	0.09	0.42	0.06	0.27	
A600945	617490	LS06-51	271	273	BRXX	0.012	0.004	0.32	0.59	0.015	0.04	0.33	0.05	0.22	
A600945	617491	LS06-51	273	275	BRXX	0.038	0.003	0.31	0.63	0.012	0.05	0.34	0.09	0.27	
A600945	617493	LS06-51	275	277	BRXX	0.057	0.003	0.26	0.49	0.014	0.09	0.39	0.03	0.26	
A600945	617494	LS06-51	277	279	BRXX	0.073	0.003	0.34	0.69	0.024	0.11	0.41	<.01	0.24	
A600945	617495	LS06-51	279	281	BRXX	0.057	0.004	0.31	0.65	0.022	0.07	0.36	0.03	0.23	
A600945	617496	LS06-51	281	283	BRXX	0.027	0.006	0.33	0.35	0.018	0.05	0.32	0.06	0.22	
A600945	617497	LS06-51	283	285	BRXX	0.049	0.007	0.4	0.46	0.021	0.1	0.42	0.02	0.33	

ACME File	Sample Numer	Hole	From	To	Lith	Mo%	Cu%	Fe%	Ca%	P%	Mg%	Al%	Na%	K%	Re ppb
A600945	617498	LS06-51	285	287	BRXX	0.026	0.001	0.25	0.44	0.008	0.06	0.34	0.07	0.25	
A600945	617499	LS06-51	287	289	BRXX-QFP	0.044	0.002	0.24	0.25	0.012	0.03	0.32	0.03	0.24	
A600945	617500	LS06-51	289	291	QFP	0.067	0.002	0.19	0.22	0.009	0.02	0.27	<.01	0.21	
A600945	617501	LS06-51	291	293	QFP	0.068	0.002	0.18	0.2	0.013	0.02	0.26	0.05	0.15	
A600945	617502	LS06-51	293	295	QFP	0.051	0.002	0.21	0.18	0.009	0.01	0.3	0.04	0.26	
A600945	617503	LS06-51	295	297	QFP	0.015	0.004	0.33	0.26	0.009	0.01	0.26	0.03	0.15	
A600945	617504	LS06-51	297	299	QFP	0.017	0.007	0.41	0.26	0.01	0.02	0.31	0.07	0.2	
A600945	617505	LS06-51	299	301	QFP	0.038	0.002	0.19	0.24	0.006	0.02	0.27	0.01	0.18	
A600945	617506	LS06-51	301	303	QFP	0.024	0.004	0.25	0.18	0.014	0.02	0.29	0.05	0.2	
A600945	617507	LS06-51	303	305	QFP	0.011	0.003	0.3	0.18	0.015	0.03	0.31	0.07	0.23	
A600945	617508	LS06-51	305	307	QFP	0.03	0.004	0.35	0.12	0.013	0.01	0.26	0.02	0.2	
A600945	617509	LS06-51	307	309	QFP	0.014	0.007	0.63	0.08	0.013	0.02	0.28	0.07	0.2	
A600945	617510	LS06-51	309	311	QFP	0.176	0.004	0.33	0.18	0.008	0.02	0.27	0.03	0.24	
A600945	617511	LS06-51	311	313	QFP	0.021	0.004	0.45	0.36	0.006	0.02	0.3	0.02	0.21	
A600945	617512	LS06-51	313	315	QFP	0.009	0.003	0.57	0.12	0.006	0.02	0.26	0.03	0.21	
A600945	617513	LS06-51	315	317	QFP	0.015	0.003	0.5	0.11	0.009	0.02	0.27	0.01	0.19	
A600945	617514	LS06-51	317	319	QFP	0.109	0.015	0.4	0.17	0.008	0.03	0.25	0.05	0.19	
A600945	617515	LS06-51	319	321	QFP	0.012	0.018	1.14	0.12	0.015	0.03	0.33	0.05	0.21	
A600945	617516	LS06-51	321	323	QFP	0.03	0.053	1.53	0.11	0.015	0.06	0.36	0.02	0.15	
A600945	617517	LS06-51	323	325	QFP	0.009	0.048	1.76	0.1	0.016	0.08	0.4	0.05	0.11	
A600945	617518	LS06-51	325	327	QFP	0.012	0.183	1.16	0.24	0.019	0.05	0.36	0.01	0.16	
A600945	617519	LS06-51	327	329	QFP	0.016	0.105	0.48	0.21	0.017	0.03	0.24	0.04	0.11	
A600945	617520	LS06-51	329	331	QFP	0.011	0.109	1.13	0.21	0.021	0.04	0.28	0.03	0.15	
A600945	617521	LS06-51	331	333	QFP	0.005	0.16	0.93	0.14	0.015	0.04	0.28	0.07	0.14	
A600945	617523	LS06-51	333	335	QFP	0.002	0.009	0.57	0.22	0.014	0.07	0.38	0.04	0.16	
A600945	617524	LS06-51	335	337	QFP	0.011	0.008	0.43	0.19	0.01	0.02	0.25	0.08	0.11	
A600945	617525	LS06-51	337	339	QFP	0.019	0.011	0.58	0.32	0.012	0.06	0.3	0.03	0.17	
A600945	617526	LS06-51	339	341	QFP	0.007	0.008	0.53	0.38	0.018	0.06	0.35	0.02	0.2	
A600945	617527	LS06-51	341	343	QFP	0.006	0.006	0.68	0.59	0.015	0.12	0.43	0.04	0.2	
A600945	617528	LS06-51	343	345	QFP	0.006	0.003	0.45	0.46	0.013	0.13	0.47	0.07	0.18	
A600945	617529	LS06-51	345	347	QFP	0.006	0.004	0.45	0.37	0.008	0.31	0.61	0.06	0.3	
A600945	617530	LS06-51	347	349.6	QFP	0.009	0.013	0.58	0.36	0.017	0.11	0.38	0.02	0.19	

From ACME ANALYTICAL LABORATORIES LTD. 852 E. HASTINGS ST. VANCOUVER BC V6A 1R6 PHONE(604)253-3158 FAX(604)253-1716 @ CSV TEXT FORMAT
To New Cantech Ventures Inc.
Acme file # A503527 Page 1 Received: JUL 18 2005 * 58 samples in this disk file.
Analysis: GROUP 7AR - 1.000 GM SAMPLE, AQUA - REGIA (HCL-HNO3-H2O) DIGESTION TO 100 ML, ANALYSED BY ICP-ES.

ELEMENT	Mo	Cu	Pb	Zn	Ag	Ni	Co	Mn	Fe	As	Sr	Cd	Sb	Bi	Ca	P	Cr	Mg	Al	Na	K	W	Hg	MoS2	Sample
SAMPLES	%	%	%	%	gm/mt	%	%	%	%	%	%	%	%	%	%	%	%	%	%	%	%	%	%	%	kg
34101	0.086	0.005	<.01	<.01	<2	<.001	<.001	0.02	1.92	<.01	<.001	<.001	0.001	<.01	0.39	0.014	<.001	0.15	0.55	0.03	0.32	<.001	<.001	0.143	4.72
34102	0.088	0.004	<.01	<.01	<2	<.001	<.001	0.02	1.38	<.01	<.001	<.001	0.001	<.01	0.56	0.011	<.001	0.19	0.71	0.03	0.33	0.001	<.001	0.147	4.01
34103	0.082	0.005	<.01	<.01	<2	<.001	<.001	0.02	1.06	<.01	<.001	<.001	0.001	<.01	0.33	0.015	<.001	0.39	0.85	0.03	0.35	<.001	<.001	0.137	2.78
34104	0.059	0.003	<.01	<.01	<2	<.001	<.001	0.02	1.42	<.01	<.001	<.001	0.002	<.01	0.59	0.011	0.001	0.31	0.79	0.03	0.35	<.001	<.001	0.098	3.99
34105	0.083	0.004	<.01	<.01	<2	<.001	<.001	0.02	1.13	<.01	<.001	<.001	<.001	<.01	0.62	0.008	<.001	0.24	0.71	0.04	0.32	<.001	<.001	0.138	3.83
34106	0.085	0.007	<.01	<.01	<2	<.001	<.001	0.02	1.18	<.01	<.001	<.001	0.001	<.01	0.5	0.016	0.001	0.24	0.64	0.03	0.3	<.001	<.001	0.142	4.33
34107	0.066	0.005	<.01	<.01	<2	<.001	<.001	0.03	1.27	<.01	<.001	<.001	0.002	<.01	0.35	0.015	<.001	0.36	0.7	0.05	0.31	<.001	<.001	0.11	4.05
34108	0.144	0.003	<.01	<.01	<2	<.001	<.001	0.02	1.38	<.01	<.001	<.001	<.001	<.01	0.3	0.016	0.001	0.39	0.72	0.04	0.38	<.001	<.001	0.24	4.36
34109	0.149	0.007	<.01	<.01	<2	<.001	<.001	0.02	1.02	<.01	<.001	<.001	0.002	<.01	0.28	0.029	0.001	0.36	0.73	0.04	0.43	0.001	<.001	0.249	3.94
34110	0.052	0.003	<.01	<.01	<2	<.001	<.001	0.02	1.01	<.01	<.001	<.001	0.001	<.01	0.63	0.013	<.001	0.32	0.64	0.04	0.34	0.001	<.001	0.087	4.18
34111	0.081	0.004	<.01	<.01	<2	<.001	<.001	0.02	0.99	<.01	<.001	<.001	0.002	<.01	0.66	0.015	<.001	0.38	0.81	0.05	0.32	<.001	<.001	0.135	4.28
34112	0.062	0.004	<.01	<.01	<2	<.001	<.001	0.02	1	<.01	<.001	<.001	0.001	<.01	0.41	0.009	0.001	0.41	0.76	0.04	0.42	<.001	<.001	0.103	4.11
34113	0.058	0.007	<.01	<.01	<2	<.001	<.001	0.04	1.83	<.01	<.001	<.001	0.002	<.01	0.47	0.016	<.001	0.47	0.91	0.04	0.46	<.001	<.001	0.097	4.33
34114	0.045	0.007	<.01	0.01	<2	0.001	<.001	0.03	1.44	<.01	<.001	<.001	0.002	<.01	0.78	0.011	0.001	0.45	0.76	0.04	0.4	0.001	<.001	0.075	4.31
34115	0.046	0.006	<.01	<.01	<2	<.001	<.001	0.03	1.08	<.01	<.001	<.001	0.001	<.01	0.57	0.02	<.001	0.58	0.94	0.05	0.47	<.001	<.001	0.077	4.3
34116	0.163	0.005	<.01	<.01	<2	<.001	<.001	0.03	1.06	<.01	<.001	<.001	0.002	<.01	0.46	0.011	0.001	0.41	0.63	0.04	0.3	<.001	<.001	0.272	4.04
34117	0.109	0.004	<.01	<.01	<2	<.001	<.001	0.04	1.06	<.01	<.001	<.001	0.001	<.01	0.66	0.016	<.001	0.52	0.84	0.05	0.38	<.001	<.001	0.182	3.89
34118	0.088	0.009	<.01	<.01	<2	<.001	<.001	0.04	1.15	<.01	<.001	<.001	0.002	<.01	0.62	0.017	0.001	0.46	0.74	0.04	0.34	0.001	<.001	0.147	4.08
34119	0.057	0.003	<.01	<.01	<2	<.001	<.001	0.03	0.86	<.01	<.001	<.001	0.001	<.01	1.14	0.037	<.001	0.28	0.59	0.04	0.36	<.001	<.001	0.095	4.21
34120	0.078	0.006	<.01	<.01	<2	<.001	<.001	0.05	1.33	<.01	<.001	<.001	0.001	<.01	0.71	0.011	0.001	0.52	0.96	0.05	0.51	<.001	<.001	0.13	4.24
34121	0.084	0.003	<.01	<.01	<2	<.001	<.001	0.06	1.58	<.01	<.001	<.001	0.001	<.01	0.32	0.013	0.001	0.62	1.03	0.07	0.56	<.001	<.001	0.14	4.13
34122	0.124	0.004	<.01	<.01	<2	<.001	<.001	0.06	1.61	<.01	<.001	<.001	<.001	<.01	0.4	0.014	0.001	0.58	0.99	0.06	0.48	<.001	<.001	0.207	3.97
RE 34122	0.126	0.004	<.01	<.01	<2	0.001	<.001	0.06	1.62	<.01	<.001	<.001	0.001	<.01	0.4	0.014	0.001	0.57	0.98	0.06	0.48	<.001	<.001	0.21	-
RRE 34122	0.122	0.004	<.01	<.01	<2	<.001	<.001	0.06	1.64	<.01	<.001	<.001	0.001	<.01	0.4	0.014	<.001	0.57	0.97	0.06	0.48	<.001	<.001	0.203	-
34123	0.088	0.005	<.01	<.01	<2	<.001	<.001	0.04	1.38	<.01	<.001	<.001	0.001	<.01	0.7	0.164	0.001	0.69	1.05	0.06	0.5	<.001	<.001	0.147	3.93
34124	0.08	0.007	<.01	<.01	<2	<.001	0.001	0.04	1.47	<.01	<.001	<.001	0.001	<.01	0.39	0.025	0.001	0.56	0.92	0.06	0.38	<.001	<.001	0.133	4.7
34125	0.086	0.01	<.01	<.01	<2	0.001	0.001	0.03	1.22	<.01	<.001	<.001	0.001	<.01	0.39	0.016	0.001	0.71	1.02	0.09	0.39	0.001	<.001	0.143	4.04
34126	0.068	0.016	<.01	<.01	<2	<.001	0.001	0.04	2.07	<.01	<.001	<.001	0.001	<.01	0.43	0.006	0.001	0.7	1.28	0.09	0.53	<.001	<.001	0.113	3.76
34127	0.045	0.029	<.01	<.01	<2	0.001	0.002	0.03	2.26	<.01	<.001	<.001	0.001	<.01	0.5	0.007	0.001	0.58	1.15	0.08	0.43	0.001	<.001	0.075	3.86
34128	0.078	0.01	<.01	<.01	<2	0.001	<.001	0.03	1.47	<.01	<.001	<.001	0.001	<.01	3.03	0.036	<.001	0.57	1.11	0.04	0.44	<.001	<.001	0.13	3.29
34129	0.098	0.004	<.01	<.01	<2	0.001	<.001	0.03	1.1	<.01	<.001	<.001	0.001	<.01	0.4	0.017	0.001	0.54	0.9	0.06	0.41	<.001	<.001	0.163	4.2
34130	0.073	0.004	<.01	<.01	<2	<.001	<.001	0.01	0.83	<.01	0.001	<.001	<.001	<.01	0.46	0.018	<.001	0.48	0.9	0.09	0.32	0.001	<.001	0.122	3.99
34131	0.042	0.005	<.01	0.01	<2	0.001	0.001	0.02	1.31	<.01	0.002	<.001	0.001	<.01	0.41	0.018	0.001	0.69	1.1	0.1	0.43	0.001	<.001	0.07	4.42
34132	0.057	0.002	<.01	<.01	<2	<.001	<.001	0.03	1.43	<.01	0.001	<.001	0.001	<.01	0.85	0.034	0.001	0.56	1.02	0.05	0.36	0.001	<.001	0.095	2.98
STANDARD	0.049	0.569	1.54	4.23	159	0.368	0.042	0.2	22.36	0.23	0.181	0.029	0.129	0.02	2.31	0.079	0.067	1.64	1.42	0.2	0.49	0.085	0.174	0.082	-
34133	0.063	0.004	<.01	<.01	<2	<.001	<.001	0.03	1.43	<.01	0.001	<.001	0.002	<.01	0.96	0.012	0.001	0.66	1.05	0.04	0.34	<.001	<.001	0.105	3.18
34134	0.106	0.003	<.01	<.01	<2	0.001	<.001	0.02	1.31	<.01	0.003	<.001	0.002	<.01	0.62	0.012	0.001	0.62	1.09	0.07	0.43	<.001	<.001	0.177	4.05
34135	0.052	0.004	<.01	<.01	<2	<.001	<.001	0.02	1.67	<.01	0.002	<.001	0.001	<.01	0.41	0.011	0.001	0.65	1.35	0.1	0.55	<.001	<.001	0.087	4.28
34136	0.041	0.003	<.01	<.01	<2	<.001	<.001	0.02	1.17	<.01	0.002	<.001	0.002	<.01	0.29	0.014	0.001	0.73	1.17	0.11	0.55	<.001	<.001	0.068	4.18
34137	0.045	0.005	<.01	<.01	<2	<.001	0.001	0.04	2.07	<.01	0.001	<.001	0.001	<.01	0.43	0.01	<.001	0.61	1.46	0.1	0.43	<.001	<.001	0.075	4.13
34138	0.053	0.005	<.01	<.01	<2	0.001	0.001	0.03	1.96	<.01	0.001	<.001	0.002	<.01	0.21	0.012	0.001	0.7	1.41	0.09	0.56	<.001	<.001	0.088	4.46
34139	0.036	0.007	<.01	<.01	<2	0.001	0.001	0.03	2.07	<.01	0.001	<.001	0.003	<.01	0.44	0.055	<.001	0.58	1.24	0.06	0.41	<.001	<.001	0.06	4.38
34140	0.027	0.003	<.01	<.01	<2	0.001	<.001	0.02	1.37	<.01	<.001	<.001	0.001	<.01	0.74	0.013	0.001	0.56	1.06	0.06	0.44	<.001	<.001	0.045	5.03
34141	0.027	0.003	<.01	<.01	<2	0.001	<.001	0.02	1.36	<.01	<.001	<.001	0.001	<.01	0.74	0.014	0.001	0.57	1.06	0.06	0.44	<.001	<.001	0.045	4.53
34142	0.068	0.004	<.01	<.01	<2	<.001	<.001	0.01	0.98	<.01	0.001	<.001	0.002	<.01	0.28	0.01	0.001	0.54	0.95	0.08	0.45	<.001	<.001	0.113	4.59
34143	0.023	0.002	<.01	<.01	<2	0.001	<.001	0.01	0.58	<.01	<.001	<.001	0.002	<.01	1.87	0.015	<.001	0.41	0.93	0.1	0.3	0.001	<.001	0.038	3.82
34144	0.034	0.004	<.01	<.01	<2	<.001	<.001	0.01	0.46	<.01	0.001	<.001	0.001	<.01	0.5	0.021	0.001	0.44	0.69	0.08	0.27	0.001	<.001	0.057	3.98
34145	0.038	0.005	<.01	<.01	<2	<.001	<.001	0.01	0.57	<.01	0.001	<.001	0.003	<.01	0.45	0.017	0.001	0.35	0.7	0.1	0.25	0.001	<.001	0.063	4.79
34146	0.031	0.006	<.01	<.01	<2	<.001	<.001	0.01	0.78	<.01	0.005	<.001	0.002	<.01	0.38	0.018	0.001	0.43	0.76	0.09	0.26	0.001	<.001	0.052	3.94
34147	0.036	0.006	<.01	<.01	<2	<.001	<.001	0.01	1.09	<.01	0.001	<.001	0.001	<.01	0.94	0.021	0.001	0.44	1.07	0.09	0.3	<.001	<.001	0.06	4.13
34148	0.032	0.009	<.01	<.01	<2	0.001	0.001	0.02	1.89	<.01	0.001	<.001	0.001	<.01	0.98	0.019	0.001	0.34	0.99	0.05	0.3	<.001	<.001	0.053	4.01
RE 34148	0.033	0.009	<.01	<.01	<2	0.001	0.001	0.02	1.89	<.01	0.001	<.001	0.001	<.01	0.96	0.018	0.001	0.33	1	0.06	0.3	<.001	<.001	0.055	-
RRE 34148	0.033	0.009	<.01	<.01	<2	0.001	0.001	0.02	2.03	<.01	0.001	<.001	<.001	<.01	0.99	0.019	<.001	0.33	1.04	0.06	0.34	<.001	<.001	0.055	-
34149	0.045	0.008	<.01	<.01	<2	0.001	0.001	0.01	1.73	<.01	0.003	<.001	<.001	<.01	1.51	0.015	0.001	0.35	1.68	0.08	0.28	<.001	<.001	0.075	3.77
34150	0.034	0.003	<.01	<.01	<2	<.001	<.001	0.01	0.84	<.01	0.004	<.001	<.001	<.01	1.36	0.024	<.001	0.15	1.67	0.17	0.17	<.001	<.001	0.057	4.02
34151	0.032	0.007	<.01	<.01	<2	0.001	0.001	0.03	2.24	<.01	0.002	<.001	<.001	<.01	0.48	0.05	0.001	0.29	1.16	0.08	0.45	<.001	<.001	0.053	4.32
34152	0.011	0.004	<.01	<.01	<2	<.001	0.001	0.05	2.97	<.01	0.002	<.001	<.001	<.01	0.34	0.065	0.001	0.42	1.28	0.07	0.59	<.001	<.001	0.018	4.68

34153	0.029	0.002	<.01	<.01	<2	0.001	0.001	0.04	1.96	<.01	0.001	<.001	<.001	<.01	0.51	0.028	0.001	0.36	1.19	0.1	0.5	0.001	<.001	0.048	4.11
34154	0.017	0.005	<.01	<.01	<2	0.001	0.001	0.02	1.57	<.01	0.001	<.001	<.001	<.01	0.98	0.037	0.001	0.37	1.02	0.05	0.32	0.001	<.001	0.028	5.65
STANDARD	0.047	0.562	1.55	4.35	162	0.368	0.043	0.21	22.77	0.23	0.176	0.03	0.128	0.02	2.28	0.079	0.069	1.65	1.39	0.2	0.49	0.092	0.176	0.078	-

From ACME ANALYTICAL LABORATORIES LTD. 852 E. HASTINGS ST. VANCOUVER BC V6A 1R6 PHONE(604)253-3158 FAX(604)253-1716 @
To New Cantech Ventures Inc.
Acme file # A503527R Page 1 Received: JUL 27 2005 * 56 samples in this disk file.
Analysis: GROUP 1F1 - 1.00 GM SAMPLE LEACHED WITH 6 ML 2-2-2 HCL-HNO3-H2O AT 95 DEG. C FOR ONE HOUR, DILUTED TO 20 ML, AN

ELEMENT	Re
SAMPLES	ppb
34101	77
RE 34101	72
34102	94
34103	84
34104	48
34105	67
34106	65
34107	52
34108	134
34109	153
34110	41
34111	82
34112	57
34113	44
34114	37
34115	28
34116	114
34117	69
34118	58
34119	36
34120	57
34121	62
34122	68
34123	55
34124	44
34125	52
34126	44
34127	34
34128	37
34129	40
34130	36
34131	22
34132	35
34133	30
STANDAR	2
34134	68
34135	35
34136	23
34137	26
34138	27
34139	13
34140	9
34141	30
34142	34
RE 34142	31
34143	7
34144	10
34145	17
34146	14
34147	9
34148	10
34149	6
34150	9
34151	9
34152	2
34153	6
34154	4
STANDAR	<1

From ACME ANALYTICAL LABORATORIES LTD. 852 E. HASTINGS ST. VANCOUVER BC V6A 1R6 PHONE(604)253-3158 FAX(604)253-1716 @ CSV TEXT FORMAT
To New Cantech Ventures Inc.
Acme file # A503896 Page 1 Received: JUL 26 2005 * 49 samples in this disk file.
Analysis: GROUP 7AR - 1.000 GM SAMPLE, AQUA - REGIA (HCL-HNO3-H2O) DIGESTION TO 100 ML, ANALYSED BY ICP-ES.
RE GROUP 1F1 - 1.00 GM SAMPLE LEACHED WITH 6 ML 2-2-2 HCL-HNO3-H2O AT 95 DEG. C FOR ONE HOUR, DILUTED TO 20 ML, ANALYSIS BY ICP/ES & MS.

ELEMENT	Mo	Cu	Pb	Zn	Ag	Ni	Co	Mn	Fe	As	Sr	Cd	Sb	Bi	Ca	P	Cr	Mg	Al	Na	K	W	Hg	Re	Sample
SAMPLES	%	%	%	%	gm/mt	%	%	%	%	%	%	%	%	%	%	%	%	%	%	%	%	%	%	ppb	kg
34155	0.004	0.011	0.01	0.04	<2	0.001	<.001	0.01	0.93	<.01	0.001	<.001	<.001	<.01	0.22	0.014	0.002	0.46	0.65	0.09	0.43	<.001	<.001	1	3.41
34156	0.015	0.009	<.01	0.01	<2	0.003	<.001	0.02	1.15	<.01	<.001	<.001	<.001	<.01	0.19	0.012	0.004	0.87	0.96	0.05	0.73	<.001	<.001	11	2.93
34157	0.016	0.011	<.01	0.01	<2	0.001	<.001	0.02	1.14	<.01	0.001	<.001	<.001	<.01	0.17	0.028	0.002	0.57	0.7	0.08	0.46	<.001	<.001	10	2.92
34158	0.015	0.009	<.01	0.01	<2	0.002	<.001	0.02	0.86	<.01	0.001	<.001	<.001	<.01	0.49	0.019	0.002	0.49	0.58	0.07	0.47	<.001	<.001	4	3.94
34159	0.042	0.007	<.01	0.01	<2	0.002	<.001	0.03	1.08	<.01	0.002	<.001	0.001	<.01	1.22	0.028	0.005	0.91	0.91	0.06	0.74	<.001	<.001	10	3.99
34160	0.029	0.029	<.01	0.01	<2	0.002	<.001	0.03	1.62	<.01	0.001	<.001	0.001	<.01	0.34	0.028	0.005	1.04	1.09	0.08	0.85	<.001	<.001	11	3.8
34161	0.014	0.032	<.01	0.01	<2	0.003	<.001	0.03	1.94	<.01	0.001	<.001	0.001	<.01	0.14	0.026	0.005	1.16	1.25	0.1	1.03	<.001	<.001	7	3.77
34162	0.005	0.015	<.01	<.01	<2	0.002	<.001	0.02	1.2	<.01	0.001	<.001	<.001	<.01	0.15	0.025	0.003	0.7	0.82	0.07	0.66	<.001	<.001	2	3.44
34163	0.003	0.004	<.01	<.01	<2	<.001	<.001	0.01	0.46	<.01	<.001	<.001	<.001	<.01	0.15	0.017	<.001	0.14	0.37	0.06	0.23	<.001	<.001	<1	2.95
34164	0.036	0.004	<.01	<.01	<2	0.001	<.001	0.01	0.44	<.01	0.001	<.001	<.001	<.01	0.7	0.017	0.001	0.29	0.47	0.04	0.3	<.001	<.001	10	3.76
34165	0.062	0.002	<.01	<.01	<2	<.001	<.001	0.01	0.3	<.01	0.001	<.001	<.001	<.01	0.21	0.009	<.001	0.1	0.3	0.04	0.23	<.001	<.001	12	3.57
34166	0.037	0.001	<.01	<.01	<2	<.001	<.001	0.01	0.33	<.01	0.001	<.001	0.001	<.01	0.25	0.015	<.001	0.29	0.46	0.04	0.29	<.001	<.001	8	3.88
34167	0.053	0.003	<.01	<.01	<2	0.001	<.001	0.01	0.52	<.01	0.001	<.001	0.001	<.01	0.24	0.025	0.001	0.43	0.56	0.04	0.4	<.001	<.001	15	3.34
34168	0.017	0.002	<.01	<.01	<2	0.001	<.001	0.01	0.42	<.01	0.001	<.001	0.001	<.01	0.26	0.022	0.001	0.42	0.52	0.03	0.36	<.001	<.001	7	4.18
34169	0.105	0.003	<.01	<.01	<2	<.001	<.001	0.01	0.48	<.01	0.001	<.001	0.001	<.01	0.33	0.022	0.001	0.33	0.51	0.03	0.33	<.001	<.001	39	4.06
34170	0.017	0.01	<.01	<.01	<2	0.001	0.001	0.02	1.2	<.01	0.001	<.001	<.001	<.01	0.32	0.03	0.001	0.61	0.9	0.06	0.57	<.001	<.001	4	3.71
34171	0.022	0.004	<.01	<.01	<2	<.001	<.001	0.01	0.52	<.01	0.001	<.001	<.001	<.01	0.26	0.028	<.001	0.25	0.48	0.04	0.28	<.001	<.001	8	3.65
34172	0.021	0.007	<.01	<.01	<2	<.001	<.001	0.02	0.66	<.01	0.001	<.001	<.001	<.01	0.34	0.032	0.001	0.39	0.61	0.05	0.37	<.001	<.001	4	3.78
34173	0.051	0.01	<.01	<.01	<2	<.001	<.001	0.01	0.45	<.01	0.001	<.001	0.001	<.01	0.28	0.021	<.001	0.19	0.45	0.05	0.32	<.001	<.001	11	3.69
34174	0.016	0.006	<.01	<.01	<2	<.001	<.001	0.01	0.31	<.01	0.001	<.001	<.001	<.01	0.23	0.02	<.001	0.07	0.25	0.04	0.19	<.001	<.001	6	3.89
34175	0.013	0.006	<.01	<.01	<2	<.001	<.001	0.01	0.31	<.01	0.001	<.001	<.001	<.01	0.34	0.014	<.001	0.09	0.33	0.05	0.19	<.001	<.001	4	3.8
34176	0.014	0.003	<.01	<.01	<2	<.001	<.001	<.01	0.23	<.01	0.001	<.001	<.001	<.01	0.19	0.005	<.001	0.05	0.24	0.04	0.17	<.001	<.001	5	3.62
34177	0.018	0.009	<.01	<.01	<2	0.001	<.001	<.01	0.32	<.01	0.001	<.001	<.001	<.01	0.16	0.012	0.001	0.05	0.24	0.07	0.14	<.001	<.001	6	3.75
34178	0.021	0.004	<.01	<.01	<2	<.001	<.001	0.01	0.26	<.01	0.001	<.001	<.001	<.01	0.25	0.007	<.001	0.06	0.26	0.04	0.17	<.001	<.001	6	4.14
34179	0.025	0.005	<.01	<.01	<2	<.001	<.001	0.01	0.31	<.01	0.001	<.001	<.001	<.01	0.27	0.008	<.001	0.05	0.27	0.04	0.21	<.001	<.001	6	3.89
34180	0.043	0.002	<.01	<.01	<2	<.001	<.001	0.01	0.38	<.01	0.001	<.001	<.001	<.01	0.22	0.009	<.001	0.02	0.22	0.03	0.16	<.001	<.001	14	3.98
34181	0.01	0.004	<.01	<.01	<2	<.001	<.001	0.01	0.27	<.01	0.001	<.001	<.001	<.01	0.25	0.014	<.001	0.02	0.23	0.05	0.16	<.001	<.001	1	3.68
34182	0.01	0.002	<.01	<.01	<2	<.001	<.001	<.01	0.25	<.01	0.001	<.001	<.001	<.01	0.34	0.01	<.001	0.03	0.24	0.03	0.16	<.001	<.001	2	3.35
34183	0.021	0.002	<.01	<.01	<2	<.001	<.001	<.01	0.24	<.01	0.001	<.001	<.001	<.01	0.46	0.009	<.001	0.03	0.26	0.02	0.2	<.001	<.001	2	3.2
34184	0.008	0.002	<.01	<.01	<2	<.001	<.001	<.01	0.25	<.01	0.001	<.001	<.001	<.01	0.29	0.009	<.001	0.03	0.23	0.02	0.16	<.001	<.001	2	3.69
34185	0.025	0.002	<.01	<.01	<2	<.001	<.001	0.01	0.26	<.01	0.001	<.001	<.001	<.01	0.55	0.012	<.001	0.04	0.29	0.02	0.19	<.001	<.001	6	2.95
RE 34185	0.026	0.002	<.01	<.01	<2	<.001	<.001	0.01	0.26	<.01	0.001	<.001	<.001	<.01	0.54	0.012	<.001	0.04	0.3	0.02	0.19	0.001	<.001	5	-
RRE 34185	0.026	0.002	<.01	<.01	<2	<.001	<.001	0.01	0.24	<.01	0.001	<.001	0.001	<.01	0.57	0.012	<.001	0.04	0.27	0.02	0.17	0.001	<.001	3	-
34186	0.013	0.002	<.01	<.01	<2	<.001	<.001	0.01	0.25	<.01	0.001	<.001	<.001	<.01	0.3	0.012	<.001	0.02	0.22	0.03	0.18	<.001	<.001	2	3.81
STANDAR	0.047	0.561	1.55	4.17	157	0.363	0.043	0.19	22	0.22	0.173	0.029	0.127	<.01	2.28	0.079	0.068	1.65	1.35	0.2	0.51	0.079	0.173	1	-
34187	0.064	0.002	<.01	<.01	<2	<.001	<.001	0.01	0.24	<.01	0.001	<.001	<.001	<.01	0.52	0.01	<.001	0.02	0.21	0.02	0.14	0.001	<.001	10	3.09
34188	0.009	0.002	<.01	<.01	<2	<.001	<.001	0.01	0.28	<.01	0.001	<.001	<.001	<.01	0.55	0.013	<.001	0.04	0.27	0.04	0.14	<.001	<.001	2	3.71
34189	0.004	0.001	<.01	<.01	<2	<.001	<.001	0.01	0.28	<.01	0.001	<.001	0.001	<.01	0.59	0.012	<.001	0.05	0.25	0.04	0.12	<.001	<.001	1	3.85
34190	0.02	0.001	<.01	<.01	<2	<.001	<.001	0.01	0.23	<.01	0.002	<.001	0.001	<.01	0.46	0.017	<.001	0.04	0.27	0.03	0.14	<.001	<.001	5	3.8
34191	0.017	0.002	<.01	<.01	<2	<.001	<.001	0.01	0.23	<.01	0.001	<.001	<.001	<.01	0.44	0.012	<.001	0.04	0.25	0.02	0.14	<.001	<.001	3	4.02
34192	0.022	0.001	<.01	<.01	<2	<.001	<.001	0.01	0.26	<.01	0.001	<.001	<.001	<.01	0.43	0.014	<.001	0.04	0.24	0.03	0.16	<.001	<.001	5	3.25
34193	0.015	0.002	<.01	<.01	<2	<.001	<.001	0.01	0.26	<.01	0.001	<.001	<.001	<.01	0.23	0.014	<.001	0.04	0.21	0.03	0.14	<.001	<.001	3	3.67
34194	0.028	0.008	<.01	<.01	<2	<.001	<.001	0.01	0.36	<.01	0.001	<.001	0.001	<.01	0.38	0.018	<.001	0.06	0.27	0.04	0.17	<.001	<.001	4	3.74
34195	0.01	0.004	<.01	<.01	<2	<.001	<.001	0.01	0.37	<.01	0.001	<.001	<.001	<.01	0.3	0.019	<.001	0.07	0.26	0.04	0.14	<.001	<.001	3	3.64
RE 34195	0.01	0.005	<.01	<.01	<2	<.001	<.001	0.01	0.37	<.01	0.001	<.001	<.001	<.01	0.29	0.019	<.001	0.07	0.26	0.04	0.14	<.001	<.001	2	-
RRE 34195	0.01	0.005	<.01	<.01	<2	<.001	<.001	0.01	0.36	<.01	0.001	<.001	<.001	<.01	0.32	0.02	<.001	0.07	0.3	0.05	0.16	<.001	<.001	2	-
34196	0.012	0.013	<.01	<.01	<2	<.001	<.001	0.01	0.64	<.01	0.001	<.001	<.001	<.01	0.41	0.019	<.001	0.08	0.29	0.04	0.16	0.001	<.001	2	3.86
34197	0.012	0.018	<.01	0.01	<2	<.001	0.001	0.01	0.69	<.01	0.002	<.001	0.001	<.01	0.49	0.02	<.001	0.12	0.39	0.06	0.14	0.001	<.001	1	3.71
34198	0.006	0.012	<.01	<.01	<2	<.001	<.001	0.01	0.57	<.01	0.001	<.001	0.001	<.01	0.41	0.021	<.001	0.1	0.37	0.06	0.12	<.001	<.001	2	3.48
34199	0.005	0.002	<.01	<.01	<2	<.001	<.001	0.01	0.29	<.01	0.001	<.001	0.001	<.01	0.35	0.015	<.001	0.07	0.29	0.07	0.11	<.001	<.001	1	3.74
STANDAR	0.046	0.561	1.53	4.16	161	0.362	0.044	0.19	22	0.23	0.167	0.03	0.129	<.01	2.31	0.079	0.068	1.67	1.43	0.19	0.5	0.084	0.175	<1	-

From ACME ANALYTICAL LABORATORIES LTD. 852 E. HASTINGS ST. VANCOUVER BC V6A 1R6 PHONE(604)253-3158 FAX(604)253-1716 @ CSV TEXT FORMAT
To New Cantech Ventures Inc.
Acme file # A504166 Page 1 Received: AUG 5 2005 * 39 samples in this disk file.
Analysis: GROUP 7AR - 1.000 GM SAMPLE, AQUA - REGIA (HCL-HNO3-H2O) DIGESTION TO 100 ML, ANALYSED BY ICP-ES.
RE GROUP 1F ANALYSIS BY ICP-MS.

ELEMENT	Mo	Cu	Pb	Zn	Ag	Ni	Co	Mn	Fe	As	Sr	Cd	Sb	Bi	Ca	P	Cr	Mg	Al	Na	K	W	Hg	Re	Sample
SAMPLES	%	%	%	%	gm/mt	%	%	%	%	%	%	%	%	%	%	%	%	%	%	%	%	%	%	ppb	kg
34200	0.013	0.006	<.01	<.01	<2	<.001	<.001	0.02	1.51	<.01	0.002	<.001	0.001	<.01	1.85	0.03	0.001	0.51	0.89	0.04	0.4	0.001	<.001	1	3.02
B348701	0.019	0.003	<.01	<.01	<2	<.001	<.001	0.01	1.28	<.01	0.002	<.001	0.001	<.01	0.54	0.012	0.001	0.54	1.04	0.1	0.43	<.001	<.001	6	4.65
B348702	0.01	0.01	<.01	<.01	<2	<.001	0.001	0.01	1.71	<.01	0.003	<.001	0.001	<.01	0.75	0.022	<.001	0.8	1.57	0.14	0.64	<.001	<.001	2	3.59
B348703	0.016	0.004	<.01	<.01	<2	<.001	<.001	0.01	1	<.01	0.002	<.001	0.001	<.01	1.76	0.027	0.001	0.45	0.82	0.07	0.36	<.001	<.001	5	4.26
B348704	0.015	0.001	<.01	<.01	2	<.001	<.001	<.01	0.18	<.01	<.001	<.001	0.001	<.01	0.2	0.014	<.001	0.09	0.24	0.04	0.19	<.001	<.001	4	3.39
B348705	0.008	0.002	<.01	<.01	<2	<.001	<.001	0.01	0.48	<.01	<.001	<.001	0.001	<.01	0.31	0.012	0.001	0.34	0.5	0.06	0.25	<.001	<.001	2	4.11
B348706	0.011	<.001	<.01	<.01	<2	<.001	<.001	<.01	0.31	<.01	0.001	<.001	0.001	<.01	0.36	0.009	0.001	0.35	0.6	0.07	0.26	<.001	<.001	1	3.21
B348707	0.016	0.002	<.01	<.01	<2	<.001	<.001	0.01	0.53	<.01	0.002	<.001	0.002	<.01	1.34	0.021	0.001	0.33	0.77	0.04	0.27	<.001	<.001	1	2.83
B348708	0.009	0.003	<.01	<.01	<2	<.001	<.001	0.01	0.82	<.01	0.003	<.001	0.001	<.01	1.66	0.034	<.001	0.45	1.02	0.05	0.34	0.001	<.001	1	2.71
B348709	0.004	0.001	<.01	<.01	<2	<.001	<.001	0.01	0.44	<.01	0.002	<.001	<.001	<.01	1.17	0.051	0.001	0.39	0.69	0.05	0.25	<.001	<.001	2	2.99
B348710	0.007	0.012	<.01	<.01	<2	<.001	<.001	0.01	0.9	<.01	0.002	<.001	<.001	<.01	0.71	0.021	<.001	0.36	0.8	0.06	0.39	0.001	<.001	2	3.68
B348711	0.008	0.014	<.01	<.01	<2	<.001	<.001	0.01	1.12	<.01	0.001	<.001	0.001	<.01	0.4	0.026	0.001	0.44	0.85	0.08	0.32	<.001	<.001	1	3.53
B348712	0.012	0.008	<.01	<.01	<2	<.001	<.001	0.01	1.02	<.01	0.004	<.001	0.001	<.01	0.49	0.064	0.001	0.4	0.96	0.12	0.31	<.001	<.001	2	4.19
B348713	0.007	0.005	<.01	<.01	<2	<.001	<.001	0.01	1.06	<.01	0.004	<.001	0.001	<.01	0.44	0.012	0.001	0.39	1.15	0.17	0.32	0.005	<.001	1	4.42
B348714	0.013	0.008	<.01	0.01	<2	0.001	<.001	0.01	1.33	<.01	0.002	<.001	0.001	<.01	0.28	0.026	0.001	0.36	0.9	0.09	0.38	0.001	<.001	1	4.36
B348715	0.02	0.007	<.01	<.01	<2	<.001	<.001	0.01	1.1	<.01	0.001	<.001	0.001	<.01	0.4	0.093	0.001	0.39	0.74	0.06	0.28	<.001	<.001	6	3.52
B348716	0.011	0.005	<.01	0.01	<2	<.001	<.001	0.01	0.69	<.01	0.004	<.001	0.001	<.01	0.31	0.034	0.001	0.46	0.75	0.08	0.28	<.001	<.001	2	3.73
B348717	0.008	0.001	<.01	<.01	<2	<.001	<.001	0.01	0.4	<.01	0.002	<.001	0.001	<.01	0.2	0.019	0.001	0.2	0.44	0.06	0.27	<.001	<.001	1	4.6
RE B3487	0.008	0.001	<.01	<.01	<2	<.001	<.001	0.01	0.37	<.01	0.002	<.001	<.001	<.01	0.19	0.018	0.001	0.19	0.43	0.06	0.26	0.001	<.001	<1	-
RRE B348	0.008	0.001	<.01	<.01	<2	<.001	<.001	0.01	0.36	<.01	0.002	<.001	0.001	<.01	0.2	0.018	<.001	0.19	0.42	0.06	0.26	<.001	<.001	1	-
B348718	0.018	0.001	<.01	<.01	<2	<.001	<.001	<.01	0.22	<.01	0.001	<.001	0.001	<.01	0.27	0.01	0.001	0.05	0.26	0.03	0.21	0.001	<.001	2	4.92
B348719	0.014	0.004	<.01	0.02	<2	<.001	<.001	<.01	0.27	<.01	0.001	<.001	0.001	<.01	0.15	0.011	<.001	0.03	0.23	0.04	0.2	<.001	<.001	2	3.28
B348720	0.022	0.001	<.01	<.01	<2	<.001	<.001	<.01	0.45	<.01	0.002	<.001	<.001	<.01	0.32	0.012	0.001	0.03	0.31	0.04	0.2	<.001	<.001	4	4.59
B348721	0.005	0.03	<.01	<.01	<2	<.001	0.001	0.01	2.17	<.01	0.004	<.001	0.001	<.01	0.61	0.06	0.001	0.36	1.09	0.14	0.3	0.001	<.001	1	3.83
B348722	0.005	0.013	<.01	<.01	<2	<.001	0.001	0.01	1.76	<.01	0.002	<.001	0.001	<.01	0.52	0.079	0.001	0.41	1.05	0.12	0.35	0.001	<.001	2	3.57
B348723	0.003	0.007	<.01	<.01	<2	<.001	<.001	0.01	1.01	<.01	0.002	<.001	<.001	<.01	0.58	0.079	<.001	0.49	1.13	0.14	0.35	<.001	<.001	<1	2.81
B348724	0.003	0.006	<.01	<.01	<2	<.001	<.001	0.01	1.01	<.01	0.002	<.001	<.001	<.01	0.74	0.103	0.001	0.47	1.31	0.19	0.33	<.001	<.001	2	1.72
B348725	0.016	0.001	<.01	<.01	<2	0.001	<.001	0.01	0.71	<.01	0.001	<.001	<.001	<.01	0.43	0.043	0.001	0.51	0.98	0.13	0.32	<.001	<.001	2	1.69
B348726	0.003	0.004	<.01	<.01	<2	<.001	<.001	0.01	1.26	<.01	0.003	<.001	<.001	<.01	0.76	0.05	0.001	0.54	1.68	0.27	0.41	0.001	<.001	3	3.32
B348727	0.006	0.016	<.01	<.01	<2	0.001	0.001	0.01	2.08	<.01	0.003	<.001	<.001	<.01	0.91	0.06	0.001	0.52	1.76	0.27	0.34	<.001	<.001	3	3.05
B348728	0.005	0.012	<.01	<.01	<2	<.001	0.001	0.01	2.13	<.01	0.004	<.001	<.001	<.01	1.07	0.094	0.001	0.49	1.85	0.29	0.34	<.001	<.001	2	4.27
B348729	0.004	0.014	<.01	<.01	<2	<.001	0.001	0.01	2.47	<.01	0.004	<.001	<.001	<.01	0.93	0.056	<.001	0.56	1.79	0.28	0.36	<.001	<.001	3	2.77
B348730	0.002	0.014	<.01	<.01	<2	<.001	0.001	0.01	2.06	<.01	0.003	<.001	<.001	<.01	0.88	0.035	0.001	0.66	1.98	0.29	0.48	0.001	<.001	<1	3.12
B348731	0.006	0.01	<.01	<.01	<2	<.001	0.001	0.01	1.98	<.01	0.003	<.001	<.001	<.01	0.88	0.054	<.001	0.65	1.82	0.27	0.45	<.001	<.001	2	4.01
STANDAR	0.048	0.567	1.56	4.22	156	0.365	0.044	0.2	22.62	0.23	0.171	0.03	0.13	<.01	2.34	0.08	0.069	1.68	1.45	0.2	0.52	0.078	0.176	<1	-
B348732	0.002	0.006	<.01	<.01	<2	<.001	0.001	0.01	1.7	<.01	0.003	<.001	<.001	<.01	0.71	0.046	0.001	0.58	1.51	0.22	0.42	<.001	<.001	2	3.71
B348733	0.004	0.008	<.01	<.01	<2	<.001	0.001	0.01	1.85	<.01	0.004	<.001	<.001	<.01	1.45	0.055	0.001	0.56	1.72	0.2	0.43	<.001	<.001	3	4.09
B348734	0.007	0.004	<.01	<.01	<2	<.001	<.001	0.01	1.05	<.01	0.005	<.001	<.001	<.01	0.88	0.054	<.001	0.66	1.4	0.15	0.36	<.001	<.001	2	4.47
B348735 (I	<.001	0.001	<.01	0.01	<2	0.004	0.001	0.05	4.03	<.01	0.007	<.001	<.001	<.01	0.92	0.044	0.006	0.96	2.23	0.06	0.12	<.001	<.001	<1	2.88
STANDAR	0.049	0.559	1.55	4.31	155	0.375	0.044	0.21	22.84	0.23	0.154	0.03	0.13	<.01	2.33	0.078	0.071	1.74	1.47	0.2	0.52	0.079	0.176	<1	-

From ACME ANALYTICAL LABORATORIES LTD. 852 E. HASTINGS ST. VANCOUVER BC V6A 1R6 PHONE(604)253-3158 FAX(604)253-1716 @ CSV TEXT FORMAT
To New Cantech Ventures Inc.
Acme file # A504332 Page 1 Received: AUG 9 2005 * 94 samples in this disk file.
Analysis: GROUP 7AR - 1.000 GM SAMPLE, AQUA - REGIA (HCL-HNO3-H2O) DIGESTION TO 100 ML, ANALYSED BY ICP-ES.
RE GROUP 1F1 ANALYSIS BY ICP-MS.

ELEMENT	Mo	Cu	Pb	Zn	Ag	Ni	Co	Mn	Fe	As	Sr	Cd	Sb	Bi	Ca	P	Cr	Mg	Al	Na	K	W	Hg	Re	Sample
SAMPLES	%	%	%	%	gm/mt	%	%	%	%	%	%	%	%	%	%	%	%	%	%	%	%	%	%	ppb	kg
B348736	0.024	0.001	<.01	<.01	<2	<.001	<.001	0.01	0.25	<.01	0.001	<.001	0.001	<.01	0.27	0.007	<.001	0.06	0.28	0.04	0.21	0.001	<.001	17	2.72
B348737	0.013	0.001	<.01	<.01	<2	<.001	<.001	0.01	0.23	<.01	0.001	<.001	<.001	<.01	0.38	0.007	<.001	0.04	0.23	0.04	0.18	<.001	<.001	11	2.52
B348738	0.067	0.001	<.01	<.01	<2	<.001	<.001	<.01	0.15	<.01	<.001	<.001	<.001	<.01	0.15	0.006	<.001	0.04	0.23	0.03	0.19	<.001	<.001	56	3.1
B348739	0.169	0.001	<.01	<.01	<2	<.001	<.001	<.01	0.2	<.01	0.001	<.001	0.001	<.01	0.23	0.01	<.001	0.04	0.22	0.03	0.15	<.001	<.001	143	2.8
RE B3487	0.169	0.001	<.01	<.01	<2	<.001	<.001	<.01	0.2	<.01	0.001	<.001	0.003	<.01	0.23	0.01	<.001	0.04	0.23	0.03	0.15	<.001	<.001	155	-
RRE B348	0.176	0.001	<.01	<.01	<2	<.001	<.001	<.01	0.17	<.01	0.001	<.001	0.001	<.01	0.23	0.01	<.001	0.04	0.27	0.04	0.19	<.001	<.001	148	-
B348740	0.024	0.001	<.01	<.01	<2	<.001	<.001	0.01	0.2	<.01	0.001	<.001	<.001	<.01	0.32	0.012	<.001	0.08	0.29	0.04	0.15	<.001	<.001	18	3.1
B348741	0.026	0.001	<.01	<.01	<2	<.001	<.001	0.01	0.19	<.01	0.001	<.001	0.001	<.01	0.33	0.014	<.001	0.07	0.32	0.06	0.18	<.001	<.001	16	2.9
B348742	0.036	0.001	<.01	0.01	<2	0.001	<.001	0.01	0.25	<.01	0.001	<.001	<.001	<.01	0.56	0.012	0.001	0.06	0.26	0.05	0.13	<.001	<.001	22	3.6
B348743	0.037	0.002	<.01	<.01	<2	<.001	<.001	0.01	0.26	<.01	0.001	<.001	0.001	<.01	0.44	0.012	<.001	0.08	0.31	0.05	0.15	<.001	<.001	29	3.7
B348744	0.022	0.001	<.01	<.01	<2	<.001	<.001	<.01	0.15	<.01	0.001	<.001	0.001	<.01	0.32	0.011	<.001	0.08	0.32	0.05	0.14	<.001	<.001	10	2.8
B348745	0.028	0.001	<.01	<.01	<2	<.001	<.001	0.01	0.28	<.01	0.001	<.001	<.001	<.01	0.95	0.01	<.001	0.1	0.35	0.03	0.21	<.001	<.001	21	3.5
B348746	0.019	0.001	<.01	<.01	<2	<.001	<.001	<.01	0.21	<.01	0.001	<.001	<.001	<.01	0.17	0.008	<.001	0.12	0.31	0.03	0.21	<.001	<.001	13	4.6
B348747	0.041	0.001	<.01	<.01	<2	<.001	<.001	0.01	0.14	<.01	0.002	<.001	<.001	<.01	1.03	0.011	<.001	0.09	0.36	0.03	0.12	<.001	<.001	37	3.1
B348748	0.044	0.001	<.01	<.01	<2	<.001	<.001	0.01	0.19	<.01	0.002	<.001	0.001	<.01	0.91	0.01	<.001	0.13	0.54	0.04	0.14	<.001	<.001	36	1
B348749	0.028	0.001	<.01	<.01	<2	<.001	<.001	0.01	0.18	<.01	0.002	<.001	<.001	<.01	1.1	0.01	<.001	0.13	0.55	0.02	0.11	0.001	<.001	22	1.4
B348750	0.045	0.001	<.01	<.01	<2	<.001	<.001	<.01	0.14	<.01	0.003	<.001	0.001	<.01	0.85	0.012	<.001	0.09	0.46	0.03	0.13	<.001	<.001	28	2.4
B348751	0.085	0.001	<.01	<.01	<2	<.001	<.001	0.01	0.19	<.01	0.004	<.001	0.001	<.01	1.52	0.013	<.001	0.1	0.46	0.02	0.12	<.001	<.001	81	2.2
B348752	0.047	0.001	<.01	<.01	<2	<.001	<.001	0.01	0.17	<.01	0.003	<.001	0.001	<.01	1.36	0.012	<.001	0.12	0.45	0.02	0.18	<.001	<.001	47	2
B348753	0.137	0.001	<.01	<.01	<2	<.001	<.001	0.01	0.29	<.01	0.002	<.001	0.001	<.01	0.59	0.015	<.001	0.17	0.4	0.03	0.24	<.001	<.001	128	4.1
B348754	0.04	0.001	<.01	<.01	<2	<.001	<.001	0.01	0.19	<.01	0.001	<.001	0.002	<.01	0.43	0.009	<.001	0.06	0.31	0.03	0.27	<.001	<.001	26	3.9
B348755	0.039	0.001	<.01	<.01	<2	<.001	<.001	0.01	0.25	<.01	0.001	<.001	0.001	<.01	0.32	0.017	<.001	0.08	0.28	0.04	0.23	<.001	<.001	30	4.1
B348756	0.041	0.001	<.01	<.01	<2	<.001	<.001	0.01	0.2	<.01	0.001	<.001	<.001	<.01	0.33	0.013	<.001	0.12	0.38	0.06	0.25	<.001	<.001	27	4
B348757	0.051	0.001	<.01	<.01	<2	<.001	<.001	0.01	0.19	<.01	0.002	<.001	<.001	<.01	0.6	0.013	<.001	0.13	0.42	0.04	0.22	<.001	<.001	39	3.2
B348758	0.041	0.001	<.01	<.01	<2	<.001	<.001	0.01	0.19	<.01	0.002	<.001	<.001	<.01	0.4	0.013	<.001	0.1	0.32	0.03	0.17	<.001	<.001	25	2.7
B348759	0.098	0.001	<.01	<.01	<2	<.001	<.001	0.01	0.18	<.01	0.002	<.001	0.001	<.01	0.72	0.012	<.001	0.06	0.3	0.03	0.23	<.001	<.001	72	4
B348760	0.116	0.001	<.01	<.01	<2	<.001	<.001	0.01	0.27	<.01	0.001	<.001	<.001	<.01	0.59	0.011	<.001	0.08	0.3	0.03	0.22	<.001	<.001	74	4
B348761 (	0.001	0.001	<.01	0.01	<2	0.004	0.001	0.05	3.96	<.01	0.007	<.001	<.001	<.01	0.95	0.043	0.006	0.83	2.25	0.08	0.17	<.001	<.001	<1	3.2
B348762	0.142	0.001	<.01	<.01	<2	<.001	<.001	0.01	0.21	<.01	0.001	<.001	<.001	<.01	0.61	0.01	<.001	0.06	0.28	0.03	0.14	<.001	<.001	101	2.7
B348763	0.059	0.001	<.01	0.01	<2	<.001	<.001	0.01	0.2	<.01	0.002	<.001	0.001	<.01	0.47	0.011	<.001	0.1	0.39	0.04	0.18	<.001	<.001	35	3.1
B348764	0.155	0.001	<.01	<.01	<2	<.001	<.001	<.01	0.2	<.01	0.001	<.001	0.001	<.01	0.3	0.01	<.001	0.07	0.3	0.02	0.17	0.001	<.001	106	3.4
B348765	0.107	0.001	<.01	<.01	<2	<.001	<.001	<.01	0.19	<.01	0.001	<.001	0.001	<.01	0.47	0.01	<.001	0.1	0.43	0.02	0.21	<.001	<.001	64	3.8
B348766	0.086	0.001	<.01	<.01	<2	<.001	<.001	0.01	0.19	<.01	0.001	<.001	<.001	<.01	0.56	0.01	<.001	0.09	0.32	0.02	0.15	<.001	<.001	61	3.15
B348767	0.071	0.001	<.01	<.01	<2	<.001	<.001	0.01	0.25	<.01	0.001	<.001	0.001	<.01	0.3	0.01	<.001	0.06	0.36	0.04	0.3	0.008	<.001	44	3.95
STANDAR	0.049	0.567	1.55	4.2	158	0.365	0.044	0.21	22.37	0.23	0.16	0.03	0.133	<.01	2.35	0.079	0.07	1.55	1.45	0.2	0.51	0.077	0.176	1	-
B348768	0.04	0.001	<.01	<.01	<2	<.001	<.001	0.01	0.18	<.01	0.002	<.001	<.001	<.01	0.19	0.01	<.001	0.1	0.3	0.02	0.21	<.001	<.001	28	3.7
B348769	0.116	0.001	<.01	0.01	<2	<.001	<.001	0.01	0.27	<.01	0.002	<.001	<.001	<.01	0.3	0.007	<.001	0.08	0.3	0.03	0.23	<.001	<.001	88	4
B348770	0.079	0.002	<.01	<.01	<2	<.001	<.001	0.01	0.2	<.01	0.002	<.001	<.001	<.01	0.32	0.008	<.001	0.07	0.3	0.02	0.24	<.001	<.001	61	4.4
B348771	0.111	0.001	<.01	<.01	<2	<.001	<.001	0.01	0.26	<.01	0.001	<.001	<.001	<.01	0.29	0.007	<.001	0.05	0.22	0.02	0.2	<.001	<.001	66	4.4
B348772	0.099	0.002	<.01	<.01	<2	<.001	<.001	0.01	0.17	<.01	0.001	<.001	<.001	<.01	0.29	0.01	<.001	0.03	0.2	0.02	0.18	<.001	<.001	74	3.2
B348773	0.114	0.002	<.01	<.01	<2	<.001	<.001	0.01	0.24	<.01	0.001	<.001	<.001	<.01	0.31	0.009	<.001	0.03	0.2	0.02	0.19	<.001	<.001	84	4.7
B348774	0.168	0.002	<.01	<.01	<2	<.001	<.001	0.01	0.19	<.01	0.002	<.001	0.001	<.01	0.6	0.01	<.001	0.03	0.24	0.02	0.2	<.001	<.001	104	4.5
RE B3487	0.17	0.002	<.01	<.01	<2	<.001	<.001	0.01	0.19	<.01	0.002	<.001	0.001	<.01	0.6	0.009	<.001	0.03	0.23	0.02	0.2	<.001	<.001	117	-
RRE B348	0.165	0.002	<.01	<.01	<2	<.001	<.001	0.01	0.23	<.01	0.002	<.001	<.001	<.01	0.58	0.009	<.001	0.03	0.22	0.02	0.18	<.001	<.001	104	-
B348775	0.134	0.001	<.01	<.01	<2	<.001	<.001	0.01	0.14	<.01	0.002	<.001	0.001	<.01	0.86	0.011	<.001	0.07	0.31	0.02	0.15	<.001	<.001	83	3.2
B348776	0.047	0.002	<.01	<.01	<2	<.001	<.001	0.01	0.24	<.01	0.001	<.001	<.001	<.01	0.52	0.011	<.001	0.07	0.33	0.03	0.19	<.001	<.001	21	4.1
B348777	0.036	0.001	<.01	<.01	<2	<.001	<.001	0.01	0.21	<.01	0.002	<.001	0.001	<.01	0.68	0.013	<.001	0.1	0.37	0.03	0.2	<.001	<.001	24	4.3
B348778	0.065	0.001	<.01	0.01	<2	<.001	<.001	0.01	0.23	<.01	0.002	<.001	0.001	<.01	0.59	0.009	<.001	0.09	0.32	0.02	0.16	0.001	<.001	44	4.2
B348779	0.064	0.001	<.01	<.01	<2	<.001	<.001	0.01	0.29	<.01	0.003	<.001	<.001	<.01	0.86	0.025	<.001	0.22	0.6	0.03	0.24	<.001	<.001	39	4.1
B348780	0.064	0.001	<.01	<.01	<2	<.001	<.001	0.01	0.3	<.01	0.002	<.001	0.001	<.01	0.56	0.013	<.001	0.15	0.5	0.02	0.23	<.001	<.001	42	3.7
B348781 (	<.001	0.001	<.01	0.01	<2	0.004	0.001	0.05	3.87	<.01	0.007	<.001	<.001	<.01	0.91	0.043	0.006	0.86	2.21	0.07	0.15	<.001	<.001	1	3.2
B348782	0.133	0.001	<.01	0.01	<2	<.001	<.001	0.01	0.34	<.01	0.002	<.001	0.002	<.01	0.57	0.012	0.001	0.13	0.44	0.02	0.23	<.001	<.001	102	3.9
B348783	0.163	0.001	<.01	<.01	<2	<.001	<.001	0.01	0.36	<.01	0.005	<.001	0.002	<.01	0.32	0.013	0.001	0.24	0.48	0.02	0.32	<.001	<.001	105	3.9

B348784	0.027	0.01	<.01	0.01	<2	0.001	<.001	0.02	0.9	<.01	0.001	<.001	0.001	<.01	0.4	0.036	0.002	0.49	0.63	0.06	0.46	<.001	<.001	20	4.3
B348785	0.094	0.013	<.01	0.01	<2	0.001	<.001	0.02	1.15	<.01	0.002	<.001	0.001	<.01	0.54	0.034	0.002	0.39	0.57	0.05	0.47	<.001	<.001	75	4
B348786	0.08	0.006	<.01	<.01	<2	0.001	<.001	0.02	0.8	<.01	0.002	<.001	<.001	<.01	0.61	0.028	0.001	0.21	0.46	0.03	0.28	<.001	<.001	69	3.9
B348787	0.161	0.004	<.01	0.01	<2	0.001	<.001	0.02	0.74	<.01	0.002	<.001	0.002	<.01	0.66	0.035	0.001	0.27	0.53	0.03	0.35	<.001	<.001	132	5
B348788	0.565	0.003	<.01	0.01	<2	<.001	<.001	0.02	0.46	<.01	0.002	<.001	0.004	<.01	0.75	0.015	0.001	0.11	0.27	0.02	0.2	<.001	<.001	419	3.1
B348789	0.043	0.003	<.01	<.01	<2	<.001	<.001	0.02	0.51	<.01	0.001	<.001	0.001	<.01	0.65	0.026	0.001	0.15	0.38	0.03	0.26	<.001	<.001	25	3.65
B348790	0.047	0.004	<.01	0.01	<2	0.001	<.001	0.02	0.74	<.01	0.002	<.001	0.001	<.01	0.81	0.025	0.001	0.21	0.46	0.04	0.3	<.001	<.001	28	4.2
B348791	0.08	0.006	<.01	0.01	<2	0.001	<.001	0.02	0.75	<.01	0.002	<.001	0.001	<.01	0.74	0.031	0.001	0.43	0.7	0.03	0.41	<.001	<.001	49	4.3
B348792	0.112	0.002	<.01	<.01	<2	<.001	<.001	0.01	0.29	<.01	0.001	<.001	0.001	<.01	0.78	0.013	<.001	0.08	0.29	0.02	0.15	<.001	<.001	76	3.3
B348793	0.06	0.003	<.01	<.01	<2	<.001	<.001	0.01	0.29	<.01	0.002	<.001	<.001	<.01	0.91	0.014	<.001	0.15	0.4	0.02	0.18	<.001	<.001	33	3.8
B348794	0.129	0.002	<.01	0.01	<2	<.001	<.001	0.01	0.25	<.01	0.001	<.001	<.001	<.01	0.35	0.007	<.001	0.12	0.3	0.01	0.17	<.001	<.001	74	3.4
B348795	0.145	0.002	<.01	0.01	<2	<.001	<.001	<.01	0.2	<.01	0.001	<.001	0.001	<.01	0.23	0.007	<.001	0.11	0.29	0.01	0.18	<.001	<.001	92	3.1
B348796	0.335	0.001	<.01	<.01	<2	<.001	<.001	0.01	0.34	<.01	0.001	<.001	0.003	<.01	0.3	0.01	<.001	0.09	0.28	0.02	0.21	<.001	<.001	201	3.9
B348797	0.043	0.001	<.01	0.01	<2	<.001	<.001	0.01	0.32	<.01	0.002	<.001	<.001	<.01	0.61	0.025	<.001	0.12	0.4	0.05	0.22	<.001	<.001	22	4.4
B348798	0.057	0.005	<.01	<.01	<2	<.001	<.001	0.01	0.53	<.01	0.002	<.001	0.001	<.01	0.47	0.023	<.001	0.15	0.44	0.06	0.13	<.001	<.001	49	3.5
B348799	0.068	0.002	<.01	<.01	<2	<.001	<.001	0.01	0.26	<.01	0.002	<.001	<.001	<.01	0.56	0.017	<.001	0.05	0.3	0.04	0.18	<.001	<.001	46	4.5
STANDAR	0.049	0.559	1.54	4.24	159	0.366	0.044	0.21	22.63	0.23	0.171	0.03	0.131	<.01	2.34	0.08	0.07	1.64	1.46	0.21	0.52	0.075	0.176	2	-
B348800	0.11	0.002	<.01	0.01	<2	<.001	<.001	0.01	0.24	<.01	0.002	<.001	0.001	<.01	0.42	0.012	<.001	0.12	0.29	0.02	0.16	<.001	<.001	60	3.1
B348801	0.176	0.001	<.01	<.01	<2	<.001	<.001	0.01	0.31	<.01	0.002	<.001	0.001	<.01	0.49	0.009	<.001	0.17	0.33	0.01	0.15	<.001	<.001	89	2.7
B348802	0.05	0.004	<.01	0.01	<2	<.001	<.001	0.02	0.49	<.01	0.002	<.001	<.001	<.01	1.48	0.027	<.001	0.2	0.35	0.03	0.19	<.001	<.001	19	4.2
B348803	0.221	0.003	<.01	<.01	<2	<.001	<.001	0.01	0.4	<.01	0.002	<.001	0.001	<.01	1.01	0.021	<.001	0.15	0.32	0.02	0.18	<.001	<.001	109	4
B348804	0.092	0.005	<.01	0.01	<2	<.001	<.001	0.01	0.72	<.01	0.002	<.001	<.001	<.01	0.58	0.022	<.001	0.27	0.51	0.04	0.27	<.001	<.001	49	4.5
B348805 (I	0.001	0.001	<.01	0.01	<2	0.004	0.001	0.05	3.96	<.01	0.007	<.001	<.001	<.01	0.88	0.045	0.006	0.92	2.18	0.06	0.13	<.001	<.001	<1	3.2
B348806	0.194	0.003	<.01	<.01	<2	<.001	<.001	0.01	0.55	<.01	0.001	<.001	0.001	<.01	0.47	0.023	<.001	0.19	0.39	0.05	0.26	<.001	<.001	82	4.7
B348807	0.035	0.002	<.01	0.01	<2	<.001	<.001	0.01	0.34	<.01	0.001	<.001	0.001	<.01	0.38	0.012	<.001	0.15	0.27	0.03	0.21	<.001	<.001	20	3.9
B348808	0.158	0.002	<.01	<.01	<2	<.001	<.001	0.01	0.39	<.01	0.001	<.001	0.001	<.01	0.42	0.015	<.001	0.1	0.29	0.04	0.2	<.001	<.001	70	3.7
B348809	0.034	0.002	<.01	<.01	<2	<.001	<.001	0.01	0.29	<.01	0.001	<.001	0.001	<.01	0.33	0.016	<.001	0.09	0.27	0.05	0.21	<.001	<.001	17	3.3
B348810	0.052	0.001	<.01	<.01	<2	<.001	<.001	0.01	0.33	<.01	0.001	<.001	<.001	<.01	0.35	0.013	<.001	0.13	0.31	0.04	0.27	<.001	<.001	25	4
B348811	0.033	0.002	<.01	0.01	<2	<.001	<.001	0.01	0.32	<.01	0.001	<.001	<.001	<.01	0.31	0.013	<.001	0.1	0.27	0.04	0.23	<.001	<.001	15	4.3
B348812	0.092	0.002	<.01	<.01	<2	<.001	<.001	0.01	0.27	<.01	0.001	<.001	<.001	<.01	0.29	0.012	<.001	0.06	0.27	0.04	0.24	<.001	<.001	30	3.9
B348813	0.036	0.003	<.01	0.01	<2	0.001	<.001	0.01	0.42	<.01	0.002	<.001	0.001	<.01	0.52	0.018	<.001	0.14	0.38	0.03	0.19	0.001	<.001	14	3.9
B348814	0.087	0.003	<.01	<.01	<2	<.001	<.001	0.01	0.45	<.01	0.002	<.001	0.001	<.01	0.32	0.016	<.001	0.16	0.4	0.03	0.21	<.001	<.001	30	4.6
B348815	0.04	0.004	<.01	<.01	<2	<.001	<.001	0.01	0.32	<.01	0.001	<.001	0.001	<.01	0.2	0.014	<.001	0.12	0.32	0.04	0.2	<.001	<.001	13	3.8
RE B3488	0.04	0.004	<.01	<.01	<2	<.001	<.001	0.01	0.33	<.01	0.001	<.001	0.001	<.01	0.2	0.014	<.001	0.12	0.32	0.04	0.2	<.001	<.001	14	-
RRE B348	0.041	0.005	<.01	<.01	<2	<.001	<.001	0.01	0.38	<.01	0.001	<.001	0.001	<.01	0.2	0.014	<.001	0.12	0.33	0.04	0.19	<.001	<.001	20	-
B348816	0.08	0.003	<.01	<.01	<2	<.001	<.001	0.01	0.31	<.01	0.001	<.001	<.001	<.01	0.27	0.008	<.001	0.09	0.31	0.02	0.22	<.001	<.001	24	4.2
B348817	0.087	0.002	<.01	<.01	<2	<.001	<.001	0.01	0.28	<.01	0.001	<.001	0.001	<.01	0.28	0.014	<.001	0.12	0.35	0.03	0.26	<.001	<.001	30	4.3
B348818	0.031	0.002	<.01	<.01	<2	<.001	<.001	0.01	0.33	<.01	0.001	<.001	0.001	<.01	0.21	0.013	<.001	0.16	0.37	0.03	0.25	<.001	<.001	13	3.3
B348819	0.062	0.004	<.01	<.01	<2	<.001	<.001	0.01	0.56	<.01	0.002	<.001	0.001	<.01	0.33	0.02	<.001	0.24	0.53	0.05	0.3	<.001	<.001	19	3.6
B348820	0.022	0.003	<.01	<.01	<2	<.001	<.001	0.01	0.25	<.01	0.001	<.001	<.001	<.01	0.21	0.017	<.001	0.11	0.33	0.05	0.18	<.001	<.001	6	3.3
B348821	0.056	0.01	<.01	<.01	<2	<.001	<.001	0.01	0.54	<.01	0.001	<.001	<.001	<.01	0.25	0.021	<.001	0.3	0.5	0.05	0.35	<.001	<.001	23	4.3
B348822	0.068	0.014	<.01	<.01	<2	<.001	<.001	0.02	0.99	<.01	0.002	<.001	0.002	<.01	0.34	0.032	0.001	0.52	0.74	0.06	0.44	<.001	<.001	29	3.5
B348823	0.023	0.012	<.01	0.01	<2	0.001	<.001	0.02	0.98	<.01	0.002	<.001	0.001	<.01	0.33	0.03	0.001	0.45	0.65	0.07	0.42	<.001	<.001	15	4.5
STANDAR	0.049	0.557	1.54	4.17	156	0.364	0.044	0.21	22.33	0.23	0.169	0.03	0.13	<.01	2.31	0.08	0.07	1.71	1.44	0.2	0.52	0.079	0.178	1	-

From ACME ANALYTICAL LABORATORIES LTD. 852 E. HASTINGS ST. VANCOUVER BC V6A 1R6 PHONE(604)253-3158 FAX(604)253-1716 @ CSV TEXT FORMAT
To New Cantech Ventures Inc.
Acme file # A504358 Page 1 Received: AUG 11 2005 * 101 samples in this disk file.
Analysis: GROUP 7AR - 1.000 GM SAMPLE, AQUA - REGIA (HCL-HNO3-H2O) DIGESTION TO 100 ML, ANALYSED BY ICP-ES.
RE* GROUP 1F - 1.0 GM SAMPLE ANALYSED BY ICP-MS.

ELEMENT	Mo	Cu	Pb	Zn	Ag	Ni	Co	Mn	Fe	As	Sr	Cd	Sb	Bi	Ca	P	Cr	Mg	Al	Na	K	W	Hg	Re*	Sample
SAMPLES	%	%	%	%	gm/mt	%	%	%	%	%	%	%	%	%	%	%	%	%	%	%	%	%	%	ppb	kg
B348824	0.007	0.001	<.01	<.01	<2	<.001	<.001	0.01	0.25	<.01	0.003	<.001	0.001	<.01	4.06	0.006	<.001	0.09	0.42	0.02	0.24	<.001	0.001	4	4
B348825	0.013	<.001	<.01	<.01	<2	<.001	<.001	0.01	0.24	<.01	0.001	<.001	<.001	<.01	1.65	0.008	<.001	0.08	0.42	0.03	0.22	<.001	0.001	8	1.9
B348826 (I	<.001	0.001	<.01	0.02	<2	0.003	0.001	0.08	3.57	<.01	0.006	<.001	0.001	<.01	0.86	0.04	0.005	0.76	2.18	0.04	0.33	<.001	0.001	<1	2.6
B348827	0.01	0.001	<.01	<.01	<2	<.001	<.001	<.01	0.23	<.01	0.001	<.001	0.001	<.01	0.4	0.011	<.001	0.06	0.4	0.04	0.24	<.001	<.001	4	0.65
B348828	0.024	0.001	<.01	<.01	<2	<.001	<.001	0.01	0.24	<.01	0.001	<.001	<.001	<.01	0.5	0.011	<.001	0.06	0.41	0.04	0.28	<.001	<.001	16	3.1
RE B3488	0.024	<.001	<.01	<.01	<2	<.001	<.001	0.01	0.24	<.01	0.001	<.001	<.001	<.01	0.52	0.009	<.001	0.06	0.38	0.04	0.25	<.001	0.001	13	-
RRE B348	0.027	<.001	<.01	<.01	<2	<.001	<.001	0.01	0.2	<.01	0.001	<.001	0.001	<.01	0.49	0.008	<.001	0.06	0.39	0.04	0.3	<.001	<.001	24	-
B348829	0.016	<.001	<.01	<.01	<2	<.001	<.001	0.01	0.22	<.01	0.001	<.001	0.001	<.01	0.33	0.01	<.001	0.06	0.46	0.05	0.31	<.001	0.001	15	3.7
B348830	0.009	0.001	<.01	<.01	<2	<.001	<.001	0.01	0.21	<.01	<.001	<.001	<.001	<.01	0.3	0.011	<.001	0.05	0.35	0.04	0.25	<.001	<.001	11	4.4
B348831	0.019	<.001	<.01	<.01	<2	<.001	<.001	0.01	0.19	<.01	0.001	<.001	<.001	<.01	0.27	0.011	<.001	0.07	0.43	0.05	0.32	<.001	0.001	14	3.4
B348832	0.008	<.001	<.01	<.01	<2	<.001	<.001	<.01	0.22	<.01	0.001	<.001	<.001	<.01	0.44	0.008	<.001	0.08	0.5	0.03	0.4	<.001	0.001	4	3.6
B348833	0.01	<.001	<.01	<.01	<2	<.001	<.001	0.01	0.23	<.01	0.001	<.001	<.001	<.01	1.13	0.006	<.001	0.07	0.47	0.02	0.38	<.001	<.001	6	3.8
B348834	0.007	<.001	<.01	<.01	<2	<.001	<.001	<.01	0.15	<.01	0.001	<.001	0.001	<.01	0.4	0.007	<.001	0.06	0.5	0.03	0.38	<.001	<.001	7	3.1
B348835	0.013	0.001	<.01	<.01	<2	<.001	<.001	<.01	0.2	<.01	0.001	<.001	<.001	<.01	0.3	0.006	<.001	0.06	0.47	0.04	0.31	<.001	<.001	9	2.9
B348836	0.02	<.001	<.01	<.01	<2	<.001	<.001	<.01	0.21	<.01	0.001	<.001	<.001	<.01	0.52	0.016	<.001	0.11	0.52	0.03	0.3	<.001	<.001	13	2.2
B348837	0.018	<.001	<.01	<.01	<2	<.001	<.001	<.01	0.16	<.01	0.001	<.001	0.001	<.01	0.55	0.007	<.001	0.08	0.5	0.03	0.31	<.001	<.001	8	2.5
B348838	0.021	<.001	<.01	<.01	<2	<.001	<.001	0.01	0.23	<.01	0.001	<.001	<.001	<.01	0.83	0.01	<.001	0.08	0.55	0.03	0.29	<.001	<.001	10	2.3
B348839	0.022	<.001	<.01	<.01	<2	<.001	<.001	<.01	0.23	<.01	0.001	<.001	0.001	<.01	0.37	0.008	<.001	0.06	0.53	0.04	0.36	<.001	<.001	13	3.3
B348840	0.016	0.002	0.01	<.01	<2	<.001	<.001	<.01	0.17	<.01	0.001	<.001	0.001	<.01	0.35	0.01	<.001	0.06	0.5	0.04	0.3	<.001	<.001	8	3.2
B348841	0.017	<.001	<.01	<.01	<2	<.001	<.001	0.01	0.23	<.01	0.001	<.001	<.001	<.01	0.97	0.013	<.001	0.07	0.46	0.04	0.23	<.001	<.001	15	4.4
B348842	0.018	0.001	<.01	<.01	<2	<.001	<.001	0.01	0.2	<.01	0.001	<.001	<.001	<.01	0.65	0.009	<.001	0.05	0.39	0.03	0.29	<.001	<.001	14	3.9
B348843	0.014	<.001	<.01	<.01	<2	<.001	<.001	0.01	0.18	<.01	0.001	<.001	<.001	<.01	0.44	0.01	<.001	0.07	0.5	0.04	0.33	<.001	<.001	7	3.6
B348844	0.024	<.001	<.01	<.01	<2	<.001	<.001	<.01	0.22	<.01	0.001	<.001	0.001	<.01	0.43	0.009	<.001	0.06	0.46	0.03	0.34	<.001	<.001	15	3.3
B348845	0.023	<.001	<.01	<.01	<2	<.001	<.001	0.01	0.25	<.01	0.001	<.001	<.001	<.01	0.38	0.006	<.001	0.07	0.45	0.04	0.27	<.001	<.001	15	3.2
B348846	0.009	<.001	<.01	<.01	<2	<.001	<.001	0.01	0.18	<.01	0.001	<.001	<.001	<.01	0.41	0.01	<.001	0.05	0.46	0.04	0.27	<.001	<.001	3	3.3
B348847 (I	<.001	0.001	<.01	<.01	<2	0.004	0.001	0.05	3.79	<.01	0.006	<.001	0.001	<.01	0.87	0.038	0.005	0.85	2.1	0.03	0.12	<.001	<.001	<1	4.45
B348848	0.02	0.001	<.01	<.01	<2	<.001	<.001	0.01	0.24	<.01	0.001	<.001	<.001	<.01	1.03	0.006	<.001	0.05	0.4	0.03	0.25	<.001	<.001	9	1.7
B348849	0.027	<.001	<.01	<.01	<2	<.001	<.001	<.01	0.2	<.01	0.001	<.001	<.001	<.01	0.8	0.005	<.001	0.03	0.47	0.02	0.45	<.001	<.001	11	3.2
B348850	0.098	<.001	<.01	<.01	<2	<.001	<.001	0.01	0.24	<.01	0.004	<.001	<.001	<.01	4.27	0.003	<.001	0.07	0.29	<.01	0.19	<.001	<.001	76	3.1
B348851	0.023	<.001	<.01	<.01	<2	<.001	<.001	0.01	0.21	<.01	0.001	<.001	<.001	<.01	0.67	0.012	<.001	0.05	0.37	0.02	0.23	<.001	<.001	16	2.2
B348852	0.018	<.001	<.01	<.01	<2	<.001	<.001	0.01	0.16	<.01	0.002	<.001	<.001	<.01	1.01	0.01	<.001	0.11	0.53	0.03	0.17	<.001	<.001	12	3.9
B348853	0.015	<.001	<.01	<.01	<2	<.001	<.001	0.01	0.21	<.01	0.002	<.001	<.001	<.01	0.97	0.009	<.001	0.1	0.52	0.02	0.22	<.001	<.001	8	3.7
B348854	0.01	<.001	<.01	<.01	<2	<.001	<.001	0.01	0.19	<.01	0.002	<.001	<.001	<.01	0.7	0.013	<.001	0.14	0.58	0.02	0.18	<.001	<.001	4	3.7
B348855	0.059	<.001	<.01	<.01	<2	<.001	<.001	0.01	0.16	<.01	0.002	<.001	<.001	<.01	1.01	0.007	<.001	0.12	0.58	0.02	0.23	0.002	<.001	50	4.8
STANDAR	0.049	0.558	1.5	4.18	160	0.36	0.046	0.2	22.92	0.22	0.164	0.03	0.131	<.01	2.37	0.085	0.071	1.63	1.42	0.2	0.53	0.065	0.176	<1	-
B348856	0.031	0.002	<.01	<.01	<2	<.001	<.001	0.01	0.23	<.01	0.003	<.001	0.001	<.01	2.08	0.008	<.001	0.12	0.65	0.01	0.21	<.001	<.001	22	3.1
B348857	0.015	0.001	<.01	<.01	<2	<.001	<.001	0.01	0.17	<.01	0.002	<.001	<.001	<.01	0.78	0.008	<.001	0.05	0.29	0.03	0.19	<.001	<.001	10	3.1
RE B3488	0.015	0.001	<.01	<.01	<2	<.001	<.001	0.01	0.19	<.01	0.002	<.001	<.001	<.01	0.79	0.011	<.001	0.05	0.29	0.03	0.18	<.001	<.001	11	-
RRE B348	0.016	0.001	<.01	<.01	<2	<.001	<.001	0.01	0.12	<.01	0.001	<.001	<.001	<.01	0.84	0.008	<.001	0.05	0.21	0.01	0.08	<.001	<.001	13	-
B348858	0.028	0.001	<.01	<.01	<2	<.001	<.001	0.01	0.19	<.01	0.002	<.001	<.001	<.01	0.64	0.009	<.001	0.06	0.3	0.03	0.17	<.001	<.001	23	3.6
B348859	0.012	0.001	<.01	<.01	<2	<.001	<.001	0.01	0.2	<.01	0.001	<.001	<.001	<.01	0.46	0.009	<.001	0.06	0.34	0.03	0.16	<.001	<.001	9	3.05
B348860	0.016	0.001	<.01	<.01	<2	<.001	<.001	0.01	0.25	<.01	0.002	<.001	<.001	<.01	0.5	0.012	<.001	0.07	0.38	0.04	0.16	<.001	<.001	14	2.5
B348861	0.007	0.001	<.01	<.01	<2	<.001	<.001	0.01	0.2	<.01	0.002	<.001	<.001	<.01	0.69	0.009	<.001	0.08	0.39	0.03	0.13	<.001	0.001	7	2.3
B348862	0.014	0.001	<.01	<.01	<2	<.001	<.001	0.01	0.19	<.01	0.006	<.001	<.001	<.01	3.86	0.01	<.001	0.11	0.41	0.02	0.11	<.001	<.001	8	3
B348863	0.023	0.001	<.01	<.01	<2	<.001	<.001	0.02	0.22	<.01	0.007	<.001	0.001	<.01	4.1	0.009	<.001	0.12	0.52	0.01	0.18	<.001	<.001	23	4.8
B348864	0.015	0.001	<.01	<.01	<2	<.001	<.001	0.01	0.22	<.01	0.002	<.001	<.001	<.01	0.76	0.012	<.001	0.06	0.28	0.02	0.18	<.001	<.001	10	2.3
B348865	0.018	0.001	<.01	<.01	<2	<.001	<.001	0.01	0.25	<.01	0.002	<.001	<.001	<.01	1.05	0.01	<.001	0.06	0.3	0.03	0.2	<.001	<.001	14	2.65
B348866 (I	<.001	0.001	<.01	<.01	<2	0.004	0.001	0.05	4.46	<.01	0.007	<.001	<.001	<.01	0.95	0.045	0.006	0.99	2.44	0.04	0.15	<.001	<.001	<1	2.9
B348867	0.01	0.001	<.01	<.01	<2	<.001	<.001	0.01	0.3	<.01	0.001	<.001	<.001	<.01	0.51	0.016	<.001	0.08	0.34	0.03	0.21	<.001	<.001	7	3.8
B348868	0.052	<.001	<.01	<.01	<2	<.001	<.001	0.01	0.24	<.01	0.002	<.001	<.001	<.01	0.46	0.012	<.001	0.11	0.31	0.02	0.16	<.001	<.001	44	4.2
B348869	0.018	<.001	<.01	<.01	<2	<.001	<.001	0.01	0.24	<.01	0.001	<.001	<.001	<.01	0.37	0.013	<.001	0.11	0.39	0.03	0.22	<.001	<.001	7	3.4
B348870	0.021	<.001	<.01	<.01	<2	<.001	<.001	<.01	0.22	<.01	0.002	<.001	<.001	<.01	0.27	0.011	<.001	0.13	0.36	0.02	0.23	<.001	<.001	16	3.3
B348871	0.054	0.001	<.01	<.01	<2	<.001	<.001	0.01	0.22	<.01	0.002	<.001	<.001	<.01	0.57	0.01	<.001	0.14	0.4	0.02	0.25	<.001	<.001	37	3.4

B348872	0.029	0.001	<.01	<.01	<2	<.001	<.001	0.01	0.24	<.01	0.002	<.001	<.001	<.01	0.75	0.011	<.001	0.12	0.36	0.02	0.25	<.001	<.001	18	3.1
B348873	0.031	<.001	<.01	<.01	<2	<.001	<.001	0.01	0.21	<.01	0.001	<.001	<.001	<.01	0.68	0.012	<.001	0.07	0.33	0.02	0.24	<.001	<.001	27	4
B348874	0.04	<.001	<.01	<.01	<2	<.001	<.001	0.01	0.22	<.01	0.003	<.001	<.001	<.01	1.67	0.011	<.001	0.09	0.35	0.03	0.18	<.001	<.001	22	3.95
B348875	0.028	<.001	<.01	<.01	<2	<.001	<.001	0.02	0.19	<.01	0.007	<.001	<.001	<.01	4.63	0.013	<.001	0.16	0.52	0.02	0.14	<.001	<.001	22	3.8
B348876	0.016	0.001	<.01	<.01	<2	<.001	<.001	0.01	0.18	<.01	0.005	<.001	<.001	<.01	3.03	0.012	<.001	0.16	0.42	0.02	0.12	<.001	<.001	10	3.5
B348877	0.018	<.001	<.01	<.01	<2	<.001	<.001	0.01	0.21	<.01	0.002	<.001	<.001	<.01	0.52	0.013	<.001	0.09	0.34	0.02	0.25	<.001	<.001	9	3.3
B348878	0.019	0.001	<.01	<.01	<2	<.001	<.001	0.01	0.18	<.01	0.002	<.001	<.001	<.01	0.56	0.01	<.001	0.09	0.29	0.02	0.22	<.001	<.001	11	4.2
B348879	0.019	0.001	<.01	<.01	<2	<.001	<.001	0.01	0.2	<.01	0.002	<.001	<.001	<.01	0.76	0.006	<.001	0.07	0.34	0.02	0.25	<.001	<.001	8	3.7
B348880	0.037	0.001	<.01	<.01	<2	<.001	<.001	0.01	0.17	<.01	0.001	<.001	<.001	<.01	0.7	0.01	<.001	0.05	0.29	0.01	0.23	<.001	<.001	34	3.9
B348881	0.225	0.001	<.01	<.01	<2	<.001	<.001	0.01	0.21	<.01	0.002	<.001	<.001	<.01	0.92	0.006	<.001	0.05	0.3	0.01	0.22	<.001	<.001	91	3.5
B348882	0.145	0.001	<.01	<.01	<2	<.001	<.001	0.01	0.26	<.01	0.002	<.001	<.001	<.01	0.73	0.01	<.001	0.12	0.35	0.01	0.23	<.001	<.001	108	3.7
B348883	0.062	0.001	<.01	<.01	<2	<.001	<.001	0.01	0.2	<.01	0.001	<.001	<.001	<.01	0.29	0.008	<.001	0.05	0.36	0.02	0.29	<.001	<.001	40	3.8
B348884	0.094	0.001	<.01	<.01	<2	<.001	<.001	0.01	0.17	<.01	0.001	<.001	<.001	<.01	0.36	0.009	<.001	0.05	0.27	0.02	0.2	<.001	<.001	37	4
B348885	0.123	0.002	<.01	<.01	<2	<.001	<.001	0.01	0.22	<.01	0.002	<.001	<.001	<.01	0.3	0.01	<.001	0.02	0.28	0.02	0.26	<.001	<.001	74	4.2
B348886	0.057	0.001	<.01	<.01	<2	<.001	<.001	0.01	0.19	<.01	0.002	<.001	<.001	<.01	0.46	0.008	<.001	0.06	0.3	0.02	0.2	<.001	<.001	33	3.9
B348887	0.026	<.001	<.01	<.01	<2	<.001	<.001	0.01	0.2	<.01	0.002	<.001	<.001	<.01	0.55	0.01	<.001	0.07	0.37	0.03	0.18	<.001	<.001	20	3.7
STANDAR	0.049	0.569	1.49	4.22	163	0.364	0.045	0.21	23.19	0.22	0.173	0.03	0.134	<.01	2.41	0.081	0.072	1.64	1.42	0.19	0.52	0.065	0.177	<1	-
B348888 (I	<.001	0.002	<.01	<.01	<2	0.004	0.001	0.05	4.04	<.01	0.008	<.001	<.001	<.01	1.05	0.042	0.006	0.91	2.31	0.05	0.16	<.001	<.001	<1	4.1
B348889	0.07	0.001	<.01	<.01	<2	<.001	<.001	0.01	0.18	<.01	0.003	<.001	0.001	<.01	0.88	0.016	<.001	0.08	0.53	0.01	0.22	<.001	0.001	30	3.1
B348890	0.039	0.001	<.01	<.01	<2	<.001	<.001	0.01	0.24	<.01	0.002	<.001	<.001	<.01	1.02	0.017	<.001	0.08	0.5	0.01	0.28	<.001	<.001	19	4.2
B348891	0.058	0.001	<.01	<.01	<2	<.001	<.001	0.01	0.23	<.01	0.002	<.001	<.001	<.01	0.52	0.011	<.001	0.06	0.45	0.02	0.29	<.001	<.001	37	3.1
B348892	0.035	0.001	<.01	<.01	<2	<.001	<.001	0.01	0.22	<.01	0.002	<.001	0.001	<.01	0.58	0.013	<.001	0.07	0.42	0.02	0.27	<.001	0.001	22	4.1
B348893	0.042	0.001	<.01	<.01	<2	<.001	<.001	0.01	0.22	<.01	0.002	<.001	<.001	<.01	0.65	0.009	<.001	0.13	0.46	0.01	0.31	<.001	0.001	18	3.8
B348894	0.036	0.001	<.01	<.01	<2	<.001	<.001	0.01	0.26	<.01	0.002	<.001	<.001	<.01	0.76	0.011	<.001	0.1	0.39	0.01	0.3	<.001	<.001	22	4.3
B348895	0.039	0.001	<.01	<.01	<2	<.001	<.001	0.01	0.27	<.01	0.002	<.001	<.001	<.01	0.62	0.013	<.001	0.08	0.48	0.02	0.37	<.001	<.001	26	3.7
B348896	0.05	0.001	<.01	<.01	<2	<.001	<.001	<.01	0.2	<.01	0.002	<.001	<.001	<.01	0.37	0.012	<.001	0.06	0.41	0.02	0.32	<.001	<.001	28	3.8
B348897	0.035	0.002	<.01	<.01	<2	<.001	<.001	0.01	0.2	<.01	0.002	<.001	<.001	<.01	0.77	0.011	<.001	0.07	0.44	<.01	0.25	<.001	<.001	22	2.9
B348898	0.102	0.002	<.01	<.01	<2	<.001	<.001	0.01	0.24	<.01	0.001	<.001	<.001	<.01	0.48	0.013	<.001	0.06	0.37	<.01	0.3	<.001	<.001	61	3.8
B348899	0.062	0.001	<.01	<.01	<2	<.001	<.001	0.01	0.21	<.01	0.002	<.001	<.001	<.01	0.65	0.01	<.001	0.07	0.38	<.01	0.29	<.001	<.001	30	4
B348900	0.078	0.003	<.01	<.01	<2	<.001	<.001	<.01	0.21	<.01	0.002	<.001	<.001	<.01	0.42	0.011	<.001	0.07	0.37	<.01	0.29	<.001	0.001	53	3.4
B348901	0.059	0.004	<.01	<.01	2	<.001	<.001	0.01	0.25	<.01	0.002	<.001	<.001	<.01	0.86	0.008	<.001	0.09	0.43	<.01	0.35	<.001	<.001	31	3.2
B348902	0.045	0.002	<.01	<.01	<2	<.001	<.001	0.01	0.22	<.01	0.003	<.001	<.001	<.01	0.81	0.014	<.001	0.13	0.45	0.02	0.22	<.001	0.001	21	2.6
B348903	0.034	0.001	<.01	<.01	<2	<.001	<.001	0.01	0.25	<.01	0.003	<.001	<.001	<.01	0.91	0.019	<.001	0.06	0.38	0.03	0.23	<.001	0.001	18	4.4
RE B3489(	0.034	0.001	<.01	<.01	<2	<.001	<.001	0.01	0.25	<.01	0.003	<.001	<.001	<.01	0.91	0.019	<.001	0.05	0.37	0.03	0.21	<.001	<.001	17	-
RRE B348	0.036	0.001	<.01	<.01	<2	<.001	<.001	0.01	0.25	<.01	0.003	<.001	0.001	<.01	0.91	0.016	<.001	0.06	0.4	0.03	0.23	<.001	0.001	22	-
B348904	0.142	<.001	<.01	<.01	<2	<.001	<.001	0.01	0.29	<.01	0.002	<.001	<.001	<.01	0.69	0.019	<.001	0.06	0.47	0.03	0.26	<.001	<.001	80	4
B348905	0.201	<.001	<.01	<.01	<2	<.001	<.001	0.01	0.21	<.01	0.002	<.001	<.001	<.01	0.63	0.015	<.001	0.07	0.38	0.02	0.28	<.001	0.001	111	4
B348906	0.038	0.001	<.01	<.01	<2	<.001	<.001	0.01	0.3	<.01	0.002	<.001	<.001	<.01	0.55	0.014	<.001	0.12	0.56	0.03	0.25	<.001	0.001	21	3.8
B348907	0.062	0.001	<.01	<.01	<2	<.001	<.001	0.01	0.25	<.01	0.004	<.001	0.001	<.01	1.02	0.018	<.001	0.13	0.67	0.03	0.24	<.001	<.001	39	3.3
B348908	0.039	0.001	<.01	<.01	<2	<.001	<.001	0.01	0.24	<.01	0.003	<.001	0.001	<.01	0.86	0.014	<.001	0.11	0.63	0.01	0.21	<.001	0.001	19	3.2
B348909	0.05	<.001	<.01	<.01	<2	<.001	<.001	0.01	0.15	<.01	0.003	<.001	<.001	<.01	0.78	0.014	<.001	0.09	0.41	0.01	0.2	<.001	<.001	34	3.4
B348910 (I	0.001	<.001	<.01	<.01	<2	0.004	0.001	0.05	3.79	<.01	0.007	<.001	<.001	<.01	0.8	0.045	0.006	0.85	2.23	0.03	0.21	<.001	0.001	<1	2.5
B348911	0.138	0.001	<.01	<.01	<2	<.001	<.001	0.01	0.18	<.01	0.001	<.001	<.001	<.01	0.71	0.007	<.001	0.07	0.36	0.01	0.25	<.001	<.001	81	3.4
B348912	0.167	<.001	<.01	<.01	<2	<.001	<.001	0.01	0.27	<.01	0.002	<.001	0.001	<.01	1.28	0.01	<.001	0.08	0.39	0.02	0.31	<.001	0.001	105	3.5
B348913	0.028	<.001	<.01	<.01	<2	<.001	<.001	<.01	0.23	<.01	0.001	<.001	<.001	<.01	0.38	0.015	<.001	0.07	0.41	0.03	0.34	<.001	0.001	13	4.1
B348914	0.038	<.001	<.01	<.01	<2	<.001	<.001	<.01	0.18	<.01	0.001	<.001	0.001	<.01	0.26	0.014	<.001	0.05	0.38	0.02	0.3	<.001	<.001	22	3.4
B348915	0.031	0.001	<.01	<.01	<2	<.001	<.001	0.01	0.17	<.01	0.001	<.001	<.001	<.01	0.45	0.012	<.001	0.03	0.32	0.02	0.27	<.001	0.001	16	3.6
B348916	0.024	0.001	<.01	<.01	<2	<.001	<.001	0.01	0.18	<.01	0.005	<.001	0.001	<.01	0.99	0.009	<.001	0.04	0.29	0.01	0.19	<.001	0.001	11	4
B348917	0.03	0.001	<.01	<.01	<2	<.001	<.001	0.01	0.23	<.01	0.002	<.001	0.001	<.01	0.41	0.009	<.001	0.03	0.34	0.02	0.31	<.001	0.001	13	3.9
B348918	0.056	0.001	<.01	<.01	<2	<.001	<.001	0.01	0.17	<.01	0.001	<.001	<.001	<.01	0.47	0.008	<.001	0.04	0.3	0.01	0.25	<.001	0.001	28	3.7
STANDAR	0.049	0.555	1.5	4.24	161	0.367	0.047	0.21	22.65	0.22	0.173	0.03	0.134	0.01	2.4	0.082	0.071	1.65	1.44	0.18	0.57	0.067	0.176	<1	-

From ACME ANALYTICAL LABORATORIES LTD. 852 E. HASTINGS ST. VANCOUVER BC V6A 1R6 PHONE(604)253-3158 FAX(604)253-1716 @ CSV TEXT FORMAT
To New Cantech Ventures Inc.
Acme file # A504711 Page 1 Received: AUG 17 2005 * 55 samples in this disk file.
Analysis: GROUP 7AR - 1.000 GM SAMPLE, AQUA - REGIA (HCL-HNO3-H2O) DIGESTION TO 100 ML, ANALYSED BY ICP-ES.
RE* GROUP 1F-MS - 1.00 GM SAMPLE ANALYZED BY ICP-MS.

ELEMENT	Mo	Cu	Pb	Zn	Ag	Ni	Co	Mn	Fe	As	Sr	Cd	Sb	Bi	Ca	P	Cr	Mg	Al	Na	K	W	Hg	Re*	Sample
SAMPLES	%	%	%	%	gm/mt	%	%	%	%	%	%	%	%	%	%	%	%	%	%	%	%	%	%	ppb	kg
B349008	0.071	<.001	<.01	<.01	<2	<.001	<.001	0.01	0.46	<.01	0.002	<.001	<.001	<.01	0.93	0.027	0.001	0.22	0.59	0.11	0.29	<.001	<.001	39	3.6
B349009	0.083	0.001	<.01	<.01	<2	<.001	<.001	0.02	0.55	<.01	0.003	<.001	<.001	<.01	1.76	0.021	<.001	0.21	0.68	0.08	0.26	<.001	<.001	46	3.5
B349010 (I	0.125	0.001	<.01	<.01	<2	<.001	<.001	0.05	1.79	<.01	0.001	<.001	<.001	<.01	0.38	0.041	<.001	0.15	0.45	0.03	0.19	<.001	<.001	71	3.3
B349011	0.057	0.001	<.01	<.01	<2	<.001	<.001	0.01	0.45	<.01	0.003	<.001	0.001	<.01	0.92	0.021	<.001	0.21	0.66	0.08	0.29	<.001	<.001	39	4
B349012	0.093	0.003	<.01	<.01	<2	0.001	0.001	0.02	0.67	<.01	0.003	<.001	<.001	<.01	0.89	0.035	<.001	0.34	0.75	0.05	0.31	<.001	<.001	55	3.5
B349013	0.047	0.008	<.01	<.01	<2	<.001	<.001	0.02	0.7	<.01	0.003	<.001	<.001	<.01	0.42	0.035	<.001	0.47	0.71	0.09	0.33	<.001	<.001	35	3.4
B349014	0.1	0.006	<.01	<.01	<2	<.001	<.001	0.01	0.45	<.01	0.003	<.001	0.002	<.01	0.31	0.033	0.001	0.35	0.54	0.12	0.29	<.001	<.001	57	4.4
RE B3490	0.101	0.006	<.01	<.01	<2	<.001	<.001	0.01	0.46	<.01	0.003	<.001	0.001	<.01	0.31	0.034	0.001	0.35	0.51	0.06	0.24	<.001	<.001	60	-
RRE B349	0.101	0.006	<.01	<.01	<2	<.001	<.001	0.01	0.45	<.01	0.003	<.001	<.001	<.01	0.3	0.034	<.001	0.35	0.58	0.09	0.27	<.001	<.001	61	-
B349015	0.105	0.001	<.01	<.01	<2	<.001	<.001	0.01	0.33	<.01	0.001	<.001	<.001	<.01	0.21	0.029	<.001	0.26	0.42	0.06	0.28	<.001	<.001	55	3.8
B349016	0.038	0.002	<.01	<.01	<2	<.001	<.001	0.01	0.39	<.01	0.001	<.001	<.001	<.01	0.24	0.029	<.001	0.26	0.45	0.09	0.19	<.001	<.001	17	3.7
B349017	0.063	0.005	<.01	<.01	<2	<.001	<.001	0.01	0.52	<.01	0.002	<.001	<.001	<.01	0.41	0.029	<.001	0.33	0.58	0.08	0.25	<.001	<.001	30	3.3
B349018	0.035	0.001	<.01	<.01	<2	<.001	<.001	0.01	0.44	<.01	0.002	<.001	<.001	<.01	0.56	0.031	<.001	0.26	0.6	0.08	0.27	<.001	<.001	18	3.3
B349019	0.031	<.001	<.01	<.01	<2	<.001	<.001	0.01	0.19	<.01	0.002	<.001	<.001	<.01	0.29	0.02	<.001	0.06	0.28	<.01	0.2	<.001	<.001	13	3.4
B349020	0.031	<.001	<.01	<.01	<2	<.001	<.001	0.01	0.22	<.01	0.001	<.001	0.001	<.01	0.33	0.027	0.001	0.1	0.39	0.05	0.33	<.001	<.001	16	4
B349021	0.047	<.001	<.01	<.01	<2	<.001	<.001	<.01	0.19	<.01	0.001	<.001	<.001	<.01	0.17	0.012	<.001	0.03	0.28	0.05	0.28	<.001	<.001	21	3.6
B349022	0.053	<.001	<.01	<.01	<2	<.001	<.001	<.01	0.2	<.01	0.001	<.001	<.001	<.01	0.14	0.019	<.001	0.03	0.32	0.09	0.3	0.002	<.001	28	4
B349023	0.06	<.001	<.01	<.01	<2	<.001	<.001	0.01	0.16	<.01	0.001	<.001	<.001	<.01	0.22	0.024	<.001	0.03	0.28	0.06	0.24	<.001	<.001	31	3.9
B349024	0.072	0.001	<.01	<.01	<2	<.001	<.001	0.01	0.18	<.01	0.001	<.001	<.001	<.01	0.21	0.016	<.001	0.05	0.33	0.05	0.29	<.001	<.001	32	4.3
B349025	0.026	<.001	<.01	<.01	<2	<.001	<.001	0.01	0.17	<.01	0.001	<.001	<.001	<.01	0.27	0.011	<.001	0.06	0.3	0.03	0.23	<.001	<.001	13	4
B349026	0.063	<.001	<.01	<.01	<2	<.001	<.001	0.01	0.13	<.01	0.001	<.001	<.001	<.01	0.4	0.027	<.001	0.08	0.34	0.02	0.25	<.001	<.001	21	3.8
B349027	0.032	<.001	<.01	<.01	<2	<.001	<.001	0.01	0.25	<.01	0.001	<.001	<.001	<.01	0.35	0.02	<.001	0.11	0.34	0.08	0.26	<.001	<.001	13	3.9
B349028	0.031	0.001	<.01	<.01	<2	0.001	<.001	0.01	0.46	<.01	0.001	<.001	<.001	<.01	0.48	0.027	<.001	0.18	0.44	0.03	0.32	<.001	<.001	17	3.95
B349029	0.035	0.002	<.01	<.01	<2	<.001	<.001	0.01	0.6	<.01	0.001	<.001	<.001	<.01	0.77	0.024	<.001	0.1	0.35	0.09	0.23	<.001	<.001	15	3.8
B349030 (I	0.129	<.001	<.01	<.01	<2	<.001	<.001	0.01	1.23	<.01	0.002	<.001	<.001	<.01	0.33	0.025	<.001	0.06	0.31	0.06	0.28	<.001	<.001	83	3.05
B349031	0.06	<.001	<.01	<.01	<2	<.001	<.001	0.01	0.31	<.01	0.002	<.001	<.001	<.01	0.88	0.037	<.001	0.23	0.58	0.09	0.26	<.001	<.001	24	3.15
B349032	0.06	<.001	<.01	<.01	<2	<.001	<.001	0.01	0.49	<.01	0.004	<.001	<.001	<.01	0.94	0.03	0.001	0.45	0.82	0.06	0.26	<.001	<.001	20	2.4
B349033	0.021	0.011	<.01	<.01	<2	<.001	<.001	0.02	0.88	<.01	0.001	<.001	<.001	<.01	0.42	0.039	0.001	0.55	0.7	0.08	0.28	<.001	<.001	13	3.8
B349034	0.077	0.003	<.01	<.01	<2	<.001	<.001	0.01	0.49	<.01	0.001	<.001	<.001	<.01	0.38	0.038	0.001	0.49	0.65	0.13	0.43	<.001	<.001	36	4.2
B349035	0.068	0.005	<.01	<.01	<2	<.001	<.001	0.02	0.84	<.01	0.002	<.001	<.001	<.01	0.66	0.041	0.001	0.54	0.75	0.06	0.35	<.001	<.001	35	3.4
B349036	0.071	0.002	<.01	<.01	<2	<.001	<.001	0.02	0.61	<.01	0.001	<.001	<.001	<.01	0.51	0.038	0.001	0.43	0.7	0.06	0.39	<.001	<.001	43	4.5
B349037	0.047	0.001	<.01	<.01	<2	<.001	<.001	0.02	0.54	<.01	0.002	<.001	<.001	<.01	0.88	0.034	0.001	0.22	0.55	0.09	0.37	<.001	<.001	25	4
B349038	0.031	0.001	<.01	<.01	<2	<.001	<.001	0.01	0.55	<.01	0.001	<.001	<.001	<.01	0.43	0.039	0.001	0.36	0.54	0.13	0.33	<.001	<.001	11	4.9
B349039	0.035	<.001	<.01	<.01	<2	<.001	<.001	0.01	0.4	<.01	0.001	<.001	0.001	<.01	0.35	0.033	0.001	0.39	0.55	0.08	0.37	<.001	<.001	15	3.9
STANDAR	0.049	0.564	1.5	4.14	157	0.363	0.046	0.2	23.14	0.23	0.178	0.03	0.136	<.01	2.37	0.09	0.072	1.66	1.4	0.2	0.53	0.072	0.177	1	-
B349040	0.019	0.001	<.01	<.01	<2	<.001	<.001	0.01	0.44	<.01	0.003	<.001	<.001	<.01	0.35	0.035	<.001	0.41	0.54	<.01	0.3	<.001	<.001	7	4.2
B349041	0.05	0.001	<.01	<.01	<2	<.001	<.001	0.01	0.37	<.01	0.004	<.001	0.001	<.01	0.76	0.017	<.001	0.42	0.75	0.08	0.22	<.001	<.001	21	3.2
B349042	0.041	0.001	<.01	<.01	<2	<.001	<.001	0.02	0.63	<.01	0.005	<.001	<.001	<.01	0.89	0.019	<.001	0.49	0.95	0.1	0.15	<.001	<.001	16	2.9
B349043	0.048	0.002	<.01	<.01	<2	<.001	<.001	0.02	1.26	<.01	0.005	<.001	0.001	<.01	1.14	0.018	<.001	0.4	1.06	0.06	0.34	<.001	<.001	18	3.1
B349044	0.058	0.007	<.01	<.01	<2	<.001	0.001	0.03	1.66	<.01	0.002	<.001	0.001	<.01	1.13	0.018	<.001	0.39	1	0.07	0.36	<.001	<.001	21	4.3
B349045	0.035	0.011	<.01	<.01	<2	<.001	<.001	0.02	2.08	<.01	0.002	<.001	0.001	<.01	0.8	0.017	<.001	0.34	0.94	0.02	0.32	<.001	<.001	12	3
B349046	0.03	0.008	<.01	<.01	<2	<.001	<.001	0.02	1.45	<.01	0.003	<.001	<.001	<.01	1.05	0.025	<.001	0.45	1.07	0.05	0.35	<.001	<.001	11	3.2
B349047	0.028	0.011	<.01	<.01	<2	<.001	<.001	0.02	0.72	<.01	0.002	<.001	<.001	<.01	0.6	0.029	<.001	0.48	0.92	0.07	0.28	<.001	<.001	12	3.8
B349048	0.026	0.008	<.01	<.01	<2	<.001	<.001	0.01	0.55	<.01	0.003	<.001	<.001	<.01	0.79	0.033	<.001	0.52	0.82	0.07	0.22	<.001	<.001	12	4.4
RE B3490	0.027	0.008	<.01	<.01	<2	0.001	<.001	0.01	0.53	<.01	0.003	<.001	<.001	<.01	0.81	0.035	<.001	0.52	0.79	0.05	0.26	<.001	<.001	11	-
RRE B349	0.028	0.008	<.01	<.01	<2	<.001	<.001	0.01	0.55	<.01	0.003	<.001	0.001	<.01	0.77	0.028	<.001	0.52	0.88	0.1	0.27	<.001	<.001	10	-
B349049	0.017	0.016	<.01	<.01	<2	<.001	<.001	0.02	0.64	<.01	0.002	<.001	<.001	<.01	0.53	0.041	<.001	0.69	0.9	0.05	0.4	<.001	<.001	3	4.4
B349050 (I	0.081	0.001	<.01	<.01	<2	<.001	<.001	0.01	1.04	<.01	<.001	<.001	0.001	<.01	0.1	0.024	<.001	0.15	0.41	0.15	0.33	<.001	<.001	28	3
B349051	0.009	0.009	<.01	<.01	<2	<.001	<.001	0.02	0.53	<.01	0.002	<.001	<.001	<.01	0.46	0.034	<.001	0.56	0.72	0.09	0.36	<.001	<.001	5	4.4
B349052	0.012	0.005	<.01	<.01	<2	<.001	<.001	0.01	0.56	<.01	0.001	<.001	<.001	<.01	0.48	0.043	<.001	0.37	0.53	0.09	0.22	<.001	<.001	4	4.2
B349053	0.019	0.015	<.01	<.01	<2	<.001	<.001	0.02	1.28	<.01	0.002	<.001	<.001	<.01	0.65	0.05	0.001	0.74	0.96	0.08	0.4	<.001	<.001	7	4
B349054	0.016	0.008	<.01	<.01	<2	<.001	<.001	0.02	0.88	<.01	0.002	<.001	<.001	<.01	0.58	0.038	0.001	0.57	0.81	0.07	0.24	<.001	<.001	8	3.6
B349055	0.013	0.004	<.01	<.01	<2	<.001	<.001	0.01	0.71	<.01	0.002	<.001	<.001	<.01	0.54	0.03	0.001	0.49	0.68	0.12	0.19	<.001	<.001	5	3.4

B349056	0.036	<.001	<.01	<.01	<2	<.001	<.001	0.01	0.32	<.01	0.004	<.001	<.001	<.01	0.43	0.021	<.001	0.35	0.6	0.12	0.23	<.001	<.001	16	3.9
B349057	0.021	<.001	<.01	<.01	<2	<.001	<.001	0.01	0.54	<.01	0.004	<.001	<.001	<.01	0.5	0.055	0.001	0.45	0.84	0.06	0.29	<.001	<.001	8	3.3
B349058	0.022	0.003	<.01	<.01	<2	0.001	<.001	0.02	1.31	<.01	0.002	<.001	<.001	<.01	0.6	0.073	0.001	0.76	1.39	0.2	0.67	<.001	<.001	9	4.1
STANDAR	0.049	0.566	1.45	4.09	159	0.366	0.044	0.2	22.91	0.22	0.163	0.029	0.127	<.01	2.31	0.082	0.069	1.63	1.43	0.25	0.53	0.067	0.174	1	-

From ACME ANALYTICAL LABORATORIES LTD. 852 E. HASTINGS ST. VANCOUVER BC V6A 1R6 PHONE(604)253-3158 FAX(604)253-1716 @ CSV TEXT FORMAT
To New Cantech Ventures Inc.
Acme file # A504711R Received: SEP 13 2005 * 3 samples in this disk file.
Analysis: GROUP 7AR - 1.000 GM SAMPLE, AQUA - REGIA (HCL-HNO3-H2O) DIGESTION TO 100 ML, ANALYSED BY ICP-ES.
RE GROUP 1F - 1.0 GM SAMPLE ANALYSIS BY ICP-ES.

ELEMENT	Mo	Cu	Pb	Zn	Ag	Ni	Co	Mn	Fe	As	Sr	Cd	Sb	Bi	Ca	P	Cr	Mg	Al	Na	K	W	Hg	Re
SAMPLES	%	%	%	%	gm/mt	%	%	%	%	%	%	%	%	%	%	%	%	%	%	%	%	%	%	ppb
B349010 (r	0.129	0.002	<.01	<.01	<2	<.001	<.001	0.05	1.82	<.01	0.001	<.001	<.001	<.01	0.36	0.04	<.001	0.14	0.42	0.06	0.19	<.001	0.001	78
B349030 (r	0.143	0.002	<.01	<.01	<2	<.001	<.001	0.01	1.38	<.01	0.002	<.001	<.001	<.01	0.28	0.026	<.001	0.05	0.32	0.02	0.23	<.001	<.001	104
STANDAR	0.05	0.565	1.5	4.12	160	0.368	0.045	0.2	22.89	0.22	0.171	0.029	0.13	<.01	2.33	0.092	0.071	1.62	1.4	0.21	0.51	0.069	0.179	1

From ACME ANALYTICAL LABORATORIES LTD. 852 E. HASTINGS ST. VANCOUVER BC V6A 1R6 PHONE(604)253-3158 FAX(604)253-1716 @ CSV TEXT FORMAT
To New Cantech Ventures Inc.
Acme file # A504712 Page 1 Received: AUG 17 2005 * 71 samples in this disk file.
Analysis: GROUP 7AR - 1.000 GM SAMPLE, AQUA - REGIA (HCL-HNO3-H2O) DIGESTION TO 100 ML, ANALYSED BY ICP-ES.
RE* GROUP 1F-MS - 1.00 GM SAMPLE ANALYZED BY ICP-MS.

ELEMENT	Mo	Cu	Pb	Zn	Ag	Ni	Co	Mn	Fe	As	Sr	Cd	Sb	Bi	Ca	P	Cr	Mg	Al	Na	K	W	Hg	Re*	Sample
SAMPLES	%	%	%	%	gm/mt	%	%	%	%	%	%	%	%	%	%	%	%	%	%	%	%	%	%	ppb	kg
B349128	0.005	0.002	<.01	<.01	<2	<.001	<.001	<.01	0.46	<.01	<.001	<.001	<.001	<.01	0.01	0.004	<.001	0.03	0.2	0.02	0.12	<.001	<.001	<1	3.7
B349129	0.002	0.001	<.01	<.01	<2	<.001	<.001	<.01	0.55	<.01	<.001	<.001	<.001	<.01	0.08	0.005	<.001	0.02	0.23	0.04	0.14	<.001	0.001	<1	4.5
B349130	0.004	0.001	<.01	<.01	<2	<.001	<.001	<.01	0.44	<.01	<.001	<.001	<.001	<.01	0.13	0.006	<.001	0.05	0.25	0.02	0.19	<.001	<.001	1	4.2
B349131	0.001	0.002	<.01	<.01	<2	<.001	<.001	0.01	0.58	<.01	0.001	<.001	<.001	<.01	0.22	0.004	<.001	0.07	0.32	0.03	0.21	<.001	<.001	<1	4.2
B349132	0.003	0.001	<.01	<.01	<2	<.001	<.001	0.01	0.56	<.01	0.001	<.001	0.001	<.01	0.34	0.007	<.001	0.05	0.28	0.02	0.19	<.001	<.001	<1	4.7
B349133	0.005	0.001	<.01	<.01	<2	<.001	<.001	<.01	0.9	<.01	0.001	<.001	<.001	<.01	0.35	0.009	<.001	0.02	0.24	0.01	0.2	<.001	<.001	<1	4.2
B349134	0.01	0.01	<.01	<.01	<2	<.001	0.001	0.01	0.63	<.01	0.001	<.001	0.001	<.01	0.48	0.009	<.001	0.17	0.25	0.03	0.17	<.001	<.001	1	4
B349135	0.004	0.004	<.01	<.01	<2	<.001	<.001	<.01	0.47	<.01	0.001	<.001	<.001	<.01	0.2	0.008	<.001	0.06	0.25	0.03	0.18	<.001	<.001	<1	4.2
B349136	0.006	0.015	<.01	<.01	<2	<.001	0.001	0.01	0.88	<.01	0.001	<.001	0.001	<.01	0.55	0.013	<.001	0.06	0.29	0.04	0.17	<.001	<.001	<1	3.9
B349137	0.007	0.003	<.01	<.01	<2	<.001	<.001	0.01	0.74	<.01	0.001	<.001	<.001	<.01	0.41	0.01	<.001	0.11	0.26	0.03	0.19	<.001	<.001	<1	4
B349138	0.02	0.002	<.01	<.01	<2	<.001	<.001	0.01	0.58	<.01	0.002	<.001	<.001	<.01	0.7	0.01	<.001	0.06	0.29	0.04	0.19	<.001	<.001	4	4.2
B349139	0.008	0.004	<.01	<.01	<2	<.001	<.001	0.01	0.51	<.01	0.003	<.001	<.001	<.01	0.73	0.01	<.001	0.06	0.26	0.03	0.16	<.001	<.001	<1	5.2
B349140	0.008	0.003	<.01	<.01	<2	<.001	<.001	0.01	0.34	<.01	0.001	<.001	0.001	<.01	0.49	0.005	<.001	0.06	0.27	0.02	0.16	<.001	<.001	<1	4.3
B349141	0.002	0.001	<.01	<.01	<2	<.001	<.001	<.01	0.2	<.01	0.001	<.001	<.001	<.01	0.24	0.007	<.001	0.04	0.27	0.03	0.16	<.001	<.001	<1	4.5
B349142	0.003	0.002	<.01	<.01	<2	<.001	<.001	<.01	0.22	<.01	0.001	<.001	0.001	<.01	0.17	0.006	<.001	0.05	0.27	0.03	0.15	<.001	<.001	<1	3.6
B349143	0.004	0.001	0.01	<.01	<2	<.001	<.001	<.01	0.44	<.01	0.001	<.001	<.001	<.01	0.21	0.005	<.001	0.04	0.28	0.03	0.17	<.001	<.001	<1	4.5
B349144	0.044	0.014	<.01	<.01	<2	<.001	<.001	0.01	0.65	<.01	0.001	<.001	<.001	<.01	0.59	0.012	<.001	0.06	0.23	0.02	0.15	<.001	<.001	7	4.6
B349145	0.014	0.001	<.01	<.01	<2	<.001	<.001	0.01	0.49	<.01	0.002	<.001	0.001	<.01	0.72	0.016	<.001	0.17	0.32	0.01	0.17	<.001	<.001	<1	3.8
B349146 (r	<.001	0.001	<.01	0.01	<2	0.005	0.001	0.05	3.91	<.01	0.007	<.001	<.001	<.01	1	0.043	0.006	0.92	2.16	0.05	0.11	<.001	<.001	<1	2.8
B349147	0.006	0.002	<.01	<.01	2	<.001	<.001	<.01	0.34	<.01	0.001	<.001	<.001	<.01	0.17	0.007	<.001	0.12	0.26	0.02	0.16	<.001	<.001	1	3.9
B349148	0.005	0.001	<.01	<.01	<2	<.001	<.001	<.01	0.6	<.01	0.001	<.001	<.001	<.01	0.12	0.008	<.001	0.19	0.31	0.01	0.16	<.001	<.001	1	2.75
B349149	0.002	0.001	<.01	<.01	<2	<.001	<.001	<.01	0.82	<.01	0.002	<.001	0.001	<.01	0.31	0.013	<.001	0.04	0.27	0.02	0.17	<.001	<.001	<1	5.35
B349150	0.002	<.001	<.01	<.01	<2	<.001	<.001	<.01	0.96	<.01	0.002	<.001	<.001	<.01	0.3	0.008	<.001	0.05	0.28	0.02	0.15	<.001	<.001	<1	2.9
B349151	0.001	<.001	<.01	<.01	<2	<.001	<.001	<.01	0.77	<.01	0.002	<.001	<.001	<.01	0.39	0.01	<.001	0.04	0.28	0.02	0.17	<.001	<.001	1	3.9
B349152	0.003	<.001	<.01	<.01	<2	<.001	<.001	<.01	0.94	<.01	0.001	<.001	<.001	<.01	0.31	0.009	<.001	0.07	0.29	0.02	0.17	<.001	<.001	<1	4
B349153	0.002	<.001	<.01	<.01	<2	<.001	<.001	<.01	0.68	<.01	0.002	<.001	<.001	<.01	0.2	0.008	<.001	0.13	0.33	0.03	0.16	<.001	<.001	2	3.5
B349154	0.001	<.001	<.01	<.01	<2	<.001	0.001	<.01	0.9	<.01	0.002	<.001	<.001	<.01	0.22	0.008	<.001	0.11	0.33	0.03	0.19	<.001	<.001	<1	2.8
B349155	0.002	<.001	<.01	<.01	<2	<.001	0.001	<.01	1.06	<.01	0.001	<.001	<.001	<.01	0.21	0.01	<.001	0.1	0.35	0.02	0.21	<.001	<.001	<1	4.2
B349156	0.005	<.001	<.01	<.01	<2	<.001	0.001	<.01	0.81	<.01	0.001	<.001	<.001	<.01	0.24	0.011	<.001	0.12	0.34	0.02	0.18	<.001	<.001	2	5.2
B349157	0.006	<.001	<.01	<.01	<2	<.001	0.001	0.01	0.85	<.01	0.001	<.001	<.001	<.01	0.31	0.011	<.001	0.08	0.32	0.02	0.19	<.001	<.001	<1	4.5
B349158	0.003	<.001	<.01	<.01	<2	<.001	0.001	0.01	0.99	<.01	0.002	<.001	<.001	<.01	0.32	0.011	<.001	0.09	0.31	0.02	0.2	0.002	<.001	1	4.95
RE B3491!	0.003	<.001	<.01	<.01	<2	<.001	0.001	0.01	1.03	<.01	0.002	<.001	<.001	<.01	0.32	0.012	<.001	0.09	0.32	0.02	0.2	0.002	<.001	<1	-
RRE B349	0.003	<.001	<.01	<.01	<2	<.001	0.001	0.01	1.02	<.01	0.002	<.001	<.001	<.01	0.33	0.011	<.001	0.09	0.33	0.02	0.2	0.002	<.001	1	-
B349159	0.004	<.001	<.01	<.01	<2	<.001	0.001	<.01	0.87	<.01	0.001	<.001	<.001	<.01	0.22	0.013	<.001	0.09	0.31	0.02	0.19	<.001	<.001	<1	3.8
STANDAR	0.048	0.562	1.5	4.3	157	0.365	0.044	0.2	22.59	0.22	0.165	0.03	0.128	<.01	2.27	0.079	0.068	1.64	1.42	0.19	0.49	0.062	0.172	<1	-
B349160	0.006	<.001	<.01	<.01	<2	<.001	0.001	0.01	0.85	<.01	0.001	<.001	<.001	<.01	0.25	0.011	<.001	0.1	0.46	0.04	0.28	<.001	<.001	<1	3.85
B349161	0.008	0.001	<.01	<.01	<2	<.001	0.001	<.01	0.86	<.01	0.001	<.001	<.001	<.01	0.2	0.013	<.001	0.12	0.43	0.04	0.25	0.007	<.001	3	3.45
B349162	0.004	0.001	<.01	<.01	<2	<.001	0.001	<.01	0.77	<.01	0.003	<.001	<.001	<.01	0.19	0.009	<.001	0.1	0.37	0.03	0.23	0.002	<.001	<1	4.15
B349163	0.004	0.001	<.01	<.01	<2	<.001	0.001	<.01	0.86	<.01	0.001	<.001	<.001	<.01	0.27	0.011	<.001	0.09	0.38	0.04	0.25	<.001	<.001	<1	4
B349164	0.002	<.001	<.01	<.01	<2	<.001	0.002	0.01	0.75	<.01	0.002	<.001	<.001	<.01	0.4	0.011	<.001	0.14	0.46	0.04	0.28	<.001	<.001	<1	4
B349165	0.028	0.001	<.01	<.01	<2	0.001	0.001	0.01	0.71	<.01	0.003	<.001	<.001	<.01	0.72	0.012	0.001	0.27	0.66	0.07	0.39	<.001	<.001	2	4.7
B349166	0.008	0.001	<.01	<.01	<2	<.001	0.001	0.01	0.63	<.01	0.002	<.001	<.001	<.01	0.43	0.01	<.001	0.2	0.6	0.07	0.32	<.001	<.001	1	4.1
B349167 (r	<.001	0.001	<.01	0.01	<2	0.005	0.001	0.08	5.25	<.01	0.01	<.001	<.001	<.01	1.08	0.12	0.006	1.33	2.86	0.09	0.42	<.001	<.001	<1	3.2
B349168	0.003	0.001	<.01	<.01	<2	<.001	0.002	0.01	0.95	<.01	0.002	<.001	<.001	<.01	0.5	0.014	<.001	0.15	0.48	0.04	0.27	<.001	<.001	<1	4.9
B349169	0.003	0.001	<.01	<.01	<2	<.001	0.001	0.01	0.85	<.01	0.002	<.001	<.001	<.01	0.36	0.01	<.001	0.1	0.47	0.06	0.27	<.001	<.001	<1	4.8
RE B3491(	0.003	0.001	<.01	<.01	<2	<.001	0.001	0.01	0.85	<.01	0.002	<.001	<.001	<.01	0.37	0.01	0.001	0.1	0.48	0.06	0.28	<.001	<.001	2	-
RRE B349	0.003	0.001	<.01	<.01	<2	<.001	0.001	0.01	0.79	<.01	0.002	<.001	<.001	<.01	0.36	0.01	<.001	0.1	0.4	0.05	0.24	<.001	<.001	<1	-
B349170	0.004	0.001	<.01	<.01	<2	<.001	<.001	<.01	0.63	<.01	0.001	<.001	<.001	<.01	0.27	0.012	<.001	0.15	0.59	0.09	0.32	<.001	<.001	<1	4.1
B349171	0.003	0.002	<.01	<.01	<2	<.001	0.001	0.01	0.93	<.01	0.001	<.001	<.001	<.01	0.48	0.012	<.001	0.1	0.44	0.06	0.23	<.001	<.001	1	3.9
B349172	0.003	0.001	<.01	<.01	<2	<.001	0.001	0.01	0.63	<.01	0.001	<.001	<.001	<.01	0.37	0.011	<.001	0.16	0.49	0.07	0.24	<.001	<.001	1	4.2
B349173	0.006	0.011	<.01	<.01	<2	0.001	0.001	0.01	1.07	<.01	0.001	<.001	0.002	<.01	0.66	0.016	<.001	0.14	0.45	0.07	0.23	0.001	<.001	<1	4.45
B349174	0.008	0.002	<.01	<.01	<2	<.001	0.001	0.01	0.98	<.01	0.001	<.001	<.001	<.01	0.41	0.009	<.001	0.08	0.43	0.04	0.29	<.001	<.001	<1	4.55
B349175	0.005	0.004	<.01	<.01	<2	<.001	0.001	0.01	1.15	<.01	0.002	<.001	<.001	<.01	0.81	0.074	<.001	0.18	0.58	0.07	0.27	<.001	<.001	2	4.45

B349176	0.006	0.018	<.01	<.01	<2	0.001	0.001	0.01	1.79	<.01	0.001	<.001	<.001	<.01	0.38	0.014	<.001	0.3	0.78	0.03	0.39	0.001	<.001	1	3.4
B349177	0.004	0.029	<.01	<.01	3	0.001	0.002	0.01	2.87	<.01	0.001	<.001	<.001	<.01	0.43	0.015	<.001	0.3	0.72	0.04	0.43	0.001	<.001	3	4.65
B349178	0.009	0.024	<.01	<.01	<2	0.001	0.001	0.01	2.15	<.01	0.001	<.001	<.001	<.01	0.34	0.034	<.001	0.33	0.87	0.04	0.55	0.001	<.001	1	4.45
B349179	0.011	0.028	<.01	<.01	<2	0.001	0.001	0.01	1.55	<.01	0.001	<.001	<.001	<.01	0.59	0.036	0.001	0.29	0.59	0.05	0.36	0.001	<.001	3	4.6
B349180	0.011	0.017	<.01	<.01	<2	0.001	0.001	0.01	2.04	<.01	0.001	<.001	<.001	<.01	0.67	0.024	0.001	0.43	0.78	0.07	0.47	<.001	<.001	2	4.25
B349181	0.004	0.002	<.01	<.01	<2	0.001	0.001	0.01	2.17	<.01	0.001	<.001	<.001	<.01	0.49	0.024	0.001	0.45	0.73	0.07	0.41	<.001	<.001	<1	4.1
B349182	0.005	0.003	<.01	<.01	<2	0.001	0.001	0.01	2.6	<.01	0.001	<.001	0.001	<.01	0.53	0.025	0.001	0.48	0.9	0.1	0.48	<.001	<.001	2	3.9
B349183	0.007	0.003	<.01	<.01	<2	0.002	0.001	0.01	1.93	<.01	0.001	<.001	<.001	<.01	0.54	0.017	0.001	0.47	0.73	0.07	0.44	0.004	<.001	3	3.85
B349184	0.012	0.004	<.01	<.01	<2	0.001	0.001	0.01	1.79	<.01	0.002	<.001	<.001	<.01	0.77	0.018	0.001	0.28	0.62	0.05	0.37	<.001	<.001	1	3.9
B349185	0.006	0.009	<.01	<.01	<2	0.001	0.001	0.01	1.99	<.01	0.002	<.001	<.001	<.01	0.51	0.024	0.001	0.37	0.7	0.06	0.43	0.001	<.001	2	5.3
B349186	0.01	0.003	<.01	<.01	<2	<.001	<.001	0.01	0.96	<.01	0.001	<.001	<.001	<.01	0.41	0.019	<.001	0.28	0.62	0.02	0.41	<.001	<.001	1	3.3
B349187 (I	<.001	0.001	<.01	0.01	<2	0.005	0.001	0.04	3.76	<.01	0.007	<.001	<.001	<.01	0.91	0.042	0.006	0.9	2.2	0.08	0.13	<.001	<.001	1	2.95
B349188	0.013	0.006	<.01	<.01	<2	0.001	<.001	0.01	1.12	<.01	0.002	<.001	0.001	<.01	0.57	0.028	0.002	0.45	0.95	0.03	0.61	<.001	<.001	1	4
B349189	0.012	0.005	<.01	<.01	<2	0.001	0.001	0.01	1.34	<.01	0.003	<.001	<.001	<.01	1.11	0.023	<.001	0.2	0.59	0.03	0.28	<.001	<.001	<1	3.7
B349190	0.008	0.012	<.01	<.01	<2	0.001	0.001	0.01	1.53	<.01	0.002	<.001	<.001	<.01	1.04	0.023	<.001	0.37	0.79	0.07	0.42	0.001	<.001	2	3.9
B349191	0.008	0.008	<.01	<.01	<2	<.001	0.001	0.01	1.28	<.01	0.002	<.001	0.001	<.01	0.49	0.025	<.001	0.41	0.75	0.1	0.33	<.001	<.001	<1	4
STANDAR	0.048	0.559	1.53	4.41	156	0.372	0.044	0.21	22.76	0.23	0.172	0.031	0.13	<.01	2.26	0.078	0.068	1.67	1.43	0.2	0.5	0.06	0.175	<1	-
B349192	0.011	0.012	<.01	<.01	<2	<.001	0.001	0.01	1.29	<.01	0.001	<.001	0.001	<.01	0.49	0.025	<.001	0.36	0.43	0.05	0.14	0.001	<.001	1	3.6
B349193	0.013	0.008	<.01	<.01	<2	<.001	0.001	0.01	1.36	<.01	0.001	<.001	<.001	<.01	0.46	0.019	<.001	0.32	0.51	0.05	0.2	<.001	<.001	1	4.15
STANDAR	0.048	0.556	1.52	4.27	157	0.364	0.044	0.2	22.54	0.22	0.174	0.03	0.13	<.01	2.32	0.079	0.068	1.67	1.42	0.2	0.5	0.071	0.172	1	-

From ACME ANALYTICAL LABORATORIES LTD. 852 E. HASTINGS ST. VANCOUVER BC V6A 1R6 PHONE(604)253-3158 FAX(604)253-1716 @ CSV TEXT FORMAT
To New Cantech Ventures Inc.
Acme file # A504741 Page 1 Received: AUG 19 2005 * 94 samples in this disk file.
Analysis: GROUP 7AR - 1.000 GM SAMPLE, AQUA - REGIA (HCL-HNO3-H2O) DIGESTION TO 100 ML, ANALYSED BY ICP-ES.
RE* - 1FD ANALYSIS BY ICP/MS.

ELEMENT	Mo	Cu	Pb	Zn	Ag	Ni	Co	Mn	Fe	As	Sr	Cd	Sb	Bi	Ca	P	Cr	Mg	Al	Na	K	W	Hg	Re*	Sample
SAMPLES	%	%	%	%	gm/mt	%	%	%	%	%	%	%	%	%	%	%	%	%	%	%	%	%	%	ppb	kg
B348919	0.001	0.001	<.01	<.01	<2	<.001	<.001	0.01	0.23	<.01	0.001	<.001	<.001	<.01	0.06	0.009	0.001	0.09	0.34	0.03	0.19	<.001	<.001	1	1.45
B348920	0.002	0.001	<.01	<.01	<2	<.001	<.001	0.01	0.22	<.01	0.001	<.001	<.001	<.01	0.15	0.011	0.001	0.05	0.3	0.08	0.22	<.001	<.001	<1	3.6
B348921	0.001	0.001	<.01	<.01	<2	<.001	<.001	0.01	0.18	<.01	<.001	<.001	<.001	<.01	0.05	0.009	0.001	0.05	0.23	0.03	0.2	<.001	<.001	1	3
B348922	0.008	0.001	<.01	<.01	<2	<.001	<.001	0.01	0.18	<.01	<.001	<.001	<.001	<.01	0.09	0.009	0.001	0.03	0.23	0.01	0.2	<.001	<.001	2	3.95
B348923	0.025	0.001	<.01	<.01	<2	<.001	<.001	<.01	0.21	<.01	0.001	<.001	0.001	<.01	0.1	0.009	0.001	0.03	0.24	<.01	0.21	<.001	0.001	10	3.4
B348924	0.015	0.001	<.01	<.01	<2	<.001	<.001	<.01	0.19	<.01	<.001	<.001	<.001	<.01	0.11	0.009	0.001	0.05	0.29	<.01	0.21	<.001	<.001	2	3.2
B348925	0.01	0.001	<.01	<.01	<2	<.001	<.001	0.01	0.17	<.01	<.001	<.001	<.001	<.01	0.16	0.013	0.001	0.04	0.25	0.01	0.2	<.001	<.001	2	3.9
B348926	0.007	0.001	<.01	<.01	<2	<.001	<.001	0.01	0.18	<.01	<.001	<.001	<.001	<.01	0.12	0.012	0.001	0.04	0.28	0.05	0.22	<.001	0.001	1	4.25
B348927	0.003	0.001	<.01	<.01	<2	<.001	<.001	0.01	0.19	<.01	0.001	<.001	<.001	<.01	0.17	0.005	0.001	0.05	0.26	<.01	0.19	<.001	<.001	1	3.5
B348928	0.005	0.001	<.01	<.01	<2	<.001	<.001	<.01	0.22	<.01	<.001	<.001	0.001	<.01	0.06	0.006	0.001	0.05	0.33	<.01	0.31	<.001	<.001	1	4.25
B348929	0.003	0.001	<.01	<.01	<2	<.001	<.001	<.01	0.19	<.01	<.001	<.001	<.001	<.01	0.08	0.009	0.001	0.05	0.28	<.01	0.22	<.001	<.001	<1	3.5
B348930 (	<.001	0.001	<.01	<.01	<2	0.004	0.001	0.05	4.2	<.01	0.007	<.001	<.001	<.01	0.93	0.06	0.005	0.94	2.35	0.03	0.22	<.001	0.001	<1	2.7
B348931	0.018	0.001	<.01	<.01	<2	<.001	<.001	<.01	0.18	<.01	<.001	<.001	0.001	<.01	0.05	0.007	0.001	0.03	0.26	0.02	0.24	<.001	0.001	5	4.35
B348932	0.034	0.001	<.01	<.01	<2	<.001	<.001	0.01	0.21	<.01	<.001	<.001	0.001	<.01	0.08	0.006	0.001	0.03	0.26	0.02	0.27	<.001	0.001	10	4.4
B348933	0.014	0.001	<.01	<.01	<2	<.001	<.001	<.01	0.17	<.01	<.001	<.001	<.001	<.01	0.05	0.007	0.001	0.03	0.22	<.01	0.21	<.001	<.001	7	4.75
B348934	0.041	0.001	<.01	<.01	<2	<.001	<.001	<.01	0.2	<.01	<.001	<.001	<.001	<.01	0.08	0.007	0.001	0.02	0.25	<.01	0.24	<.001	0.001	23	4
B348935	0.134	0.001	<.01	<.01	<2	<.001	<.001	<.01	0.21	<.01	<.001	<.001	<.001	<.01	0.1	0.005	0.001	0.02	0.21	<.01	0.23	<.001	<.001	71	3.95
B348936	0.422	0.001	<.01	<.01	<2	<.001	<.001	<.01	0.26	<.01	<.001	<.001	<.001	<.01	0.14	0.006	0.001	0.01	0.18	<.01	0.23	<.001	<.001	219	3.6
B348937	0.03	<.001	<.01	<.01	<2	<.001	<.001	<.01	0.21	<.01	0.001	<.001	<.001	<.01	0.16	0.01	0.001	0.02	0.3	0.06	0.26	<.001	0.001	22	4.2
B348938	0.061	<.001	<.01	<.01	<2	<.001	<.001	<.01	0.21	<.01	0.001	<.001	<.001	<.01	0.12	0.008	0.001	0.02	0.24	<.01	0.24	<.001	0.001	32	3.9
B348939	0.02	<.001	<.01	<.01	<2	<.001	<.001	0.01	0.17	<.01	0.001	<.001	0.001	<.01	0.23	0.01	0.001	0.03	0.25	<.01	0.23	<.001	0.001	16	3.5
RE B3489	0.02	<.001	<.01	<.01	<2	<.001	<.001	0.01	0.16	<.01	0.001	<.001	<.001	<.01	0.23	0.009	<.001	0.03	0.26	0.01	0.25	<.001	<.001	19	-
RRE B348	0.022	<.001	<.01	<.01	<2	<.001	<.001	0.01	0.15	<.01	0.001	<.001	0.001	<.01	0.21	0.011	0.001	0.03	0.21	0.04	0.21	<.001	0.001	25	-
B348940	0.11	<.001	<.01	<.01	<2	<.001	<.001	0.01	0.17	<.01	<.001	<.001	<.001	<.01	0.22	0.012	0.001	0.03	0.23	<.01	0.22	<.001	<.001	76	3.9
B348941	0.053	<.001	<.01	<.01	<2	<.001	<.001	0.01	0.17	<.01	0.001	<.001	<.001	<.01	0.32	0.012	0.001	0.03	0.23	0.01	0.19	<.001	0.001	47	4.3
B348942	0.043	<.001	<.01	<.01	<2	<.001	<.001	0.01	0.18	<.01	0.001	<.001	<.001	<.01	0.44	0.01	0.001	0.03	0.28	<.01	0.23	<.001	0.001	29	4.1
B348943	0.044	<.001	<.01	<.01	<2	<.001	<.001	0.01	0.18	<.01	0.001	<.001	<.001	<.01	1.2	0.011	0.001	0.04	0.26	0.05	0.19	<.001	<.001	29	3.95
B348944	0.038	<.001	<.01	<.01	<2	<.001	<.001	0.01	0.18	<.01	0.002	<.001	<.001	<.01	1.18	0.014	<.001	0.09	0.48	0.07	0.18	<.001	<.001	25	2.7
B348945	0.044	<.001	<.01	<.01	<2	<.001	<.001	0.01	0.18	<.01	0.001	<.001	<.001	<.01	0.39	0.009	0.001	0.02	0.23	0.01	0.23	<.001	0.001	27	3.5
B348946	0.052	<.001	<.01	<.01	<2	<.001	<.001	0.01	0.13	<.01	0.001	<.001	<.001	<.01	0.47	0.011	0.001	0.03	0.22	<.01	0.17	<.001	0.001	27	3.3
B348947	0.086	<.001	<.01	<.01	<2	<.001	<.001	0.01	0.15	<.01	0.001	<.001	<.001	<.01	0.54	0.014	<.001	0.05	0.29	<.01	0.19	<.001	0.001	48	1.9
B348948	0.083	<.001	<.01	<.01	<2	<.001	<.001	0.01	0.17	<.01	0.001	<.001	<.001	<.01	0.28	0.011	0.001	0.04	0.27	0.05	0.23	<.001	<.001	68	3.1
B348949	0.076	<.001	<.01	<.01	<2	<.001	<.001	0.01	0.23	<.01	0.001	<.001	<.001	<.01	0.4	0.01	0.001	0.04	0.27	0.04	0.22	<.001	<.001	41	3.5
B348950 (	0.005	<.001	<.01	<.01	<2	0.004	0.001	0.04	3.65	<.01	0.007	<.001	<.001	<.01	0.79	0.039	0.006	0.82	2.03	0.07	0.19	<.001	<.001	5	2.75
STANDAR	0.048	0.571	1.43	4.27	161	0.36	0.045	0.2	22.83	0.22	0.166	0.03	0.133	<.01	2.33	0.084	0.07	1.57	1.32	0.17	0.52	0.068	0.173	1	-
B348951	0.177	0.001	<.01	<.01	<2	<.001	<.001	0.01	0.17	<.01	0.001	<.001	<.001	<.01	0.32	0.014	<.001	0.11	0.38	0.03	0.15	<.001	<.001	126	3.5
B348952	0.082	0.001	<.01	<.01	<2	<.001	<.001	0.01	0.2	<.01	0.001	<.001	<.001	<.01	0.48	0.016	<.001	0.06	0.35	0.06	0.23	<.001	0.001	56	3.9
B348953	0.082	0.001	<.01	<.01	<2	<.001	<.001	0.01	0.18	<.01	0.001	<.001	<.001	<.01	0.53	0.015	<.001	0.04	0.28	<.01	0.21	<.001	0.001	72	4.25
B348954	0.077	0.001	<.01	<.01	<2	<.001	<.001	0.01	0.21	<.01	0.001	<.001	<.001	<.01	0.3	0.014	<.001	0.07	0.33	0.01	0.23	<.001	0.001	74	3.05
B348955	0.079	0.001	<.01	<.01	<2	<.001	<.001	0.01	0.21	<.01	0.004	<.001	<.001	<.01	3.88	0.011	<.001	0.07	0.32	0.04	0.17	<.001	<.001	74	3.3
B348956	0.09	<.001	<.01	<.01	<2	<.001	<.001	0.02	0.2	<.01	0.006	<.001	0.001	<.01	8.29	0.011	<.001	0.07	0.25	0.04	0.16	<.001	0.001	75	4.6
B348957	0.108	<.001	<.01	<.01	<2	<.001	<.001	0.01	0.21	<.01	0.001	<.001	<.001	<.01	0.46	0.012	<.001	0.04	0.3	0.04	0.22	<.001	<.001	70	4.2
B348958	0.176	<.001	<.01	<.01	<2	<.001	<.001	0.01	0.2	<.01	0.001	<.001	0.001	<.01	0.44	0.011	<.001	0.05	0.31	0.06	0.23	<.001	<.001	170	3.9
B348959	0.061	<.001	<.01	<.01	<2	<.001	<.001	0.01	0.18	<.01	0.003	<.001	0.001	<.01	0.8	0.013	<.001	0.13	0.52	0.07	0.19	<.001	<.001	53	3.7
B348960	0.079	<.001	<.01	<.01	<2	<.001	<.001	0.01	0.21	<.01	0.001	<.001	<.001	<.01	0.44	0.015	<.001	0.03	0.3	<.01	0.19	<.001	0.001	90	3.6
B348961	0.114	<.001	<.01	<.01	<2	<.001	<.001	0.01	0.18	<.01	0.001	<.001	<.001	<.01	0.39	0.014	<.001	0.02	0.24	0.1	0.2	<.001	0.001	133	4.25
B348962	0.383	<.001	<.01	<.01	<2	<.001	<.001	0.01	0.2	<.01	0.001	<.001	<.001	<.01	0.31	0.014	<.001	0.03	0.28	0.05	0.21	<.001	<.001	436	4.25
B348963	0.052	<.001	<.01	<.01	<2	<.001	<.001	0.01	0.21	<.01	0.001	<.001	<.001	<.01	0.45	0.014	<.001	0.03	0.28	0.03	0.2	<.001	<.001	66	4.35
B348964	0.043	<.001	<.01	<.01	<2	<.001	<.001	0.01	0.22	<.01	0.001	<.001	<.001	<.01	0.45	0.013	<.001	0.03	0.33	0.07	0.23	<.001	<.001	31	3.25
B348965	0.062	<.001	<.01	<.01	<2	<.001	<.001	0.01	0.17	<.01	0.002	<.001	<.001	<.01	0.75	0.011	<.001	0.07	0.4	0.05	0.18	<.001	<.001	40	1.95
B348966	0.103	<.001	<.01	<.01	<2	<.001	<.001	0.01	0.18	<.01	0.001	<.001	<.001	<.01	0.33	0.012	<.001	0.03	0.28	0.05	0.18	<.001	<.001	80	3.95
B348967	0.058	<.001	<.01	<.01	<2	<.001	<.001	0.01	0.23	<.01	0.002	<.001	<.001	<.01	0.61	0.014	<.001	0.06	0.35	0.08	0.19	<.001	<.001	35	3.3
B348968	0.085	<.001	<.01	<.01	<2	<.001	<.001	0.01	0.19	<.01	0.002	<.001	0.001	<.01	0.67	0.014	<.001	0.05	0.32	0.05	0.23	<.001	<.001	60	3.9

B348969	0.081	<.001	<.01	<.01	<2	<.001	<.001	0.01	0.2	<.01	0.002	<.001	0.001	<.01	0.63	0.015	<.001	0.06	0.33	0.05	0.19	<.001	<.001	83	3.9
B348970 (	0.002	0.001	<.01	<.01	<2	0.003	0.001	0.05	4.05	<.01	0.007	<.001	<.001	<.01	0.93	0.043	0.006	0.88	2.19	0.08	0.19	<.001	<.001	1	2.5
B348971	0.123	<.001	<.01	<.01	<2	<.001	<.001	0.01	0.22	<.01	0.002	<.001	0.001	<.01	0.59	0.015	<.001	0.05	0.32	0.03	0.2	<.001	<.001	123	3.75
B348972	0.089	<.001	<.01	<.01	<2	<.001	<.001	0.01	0.23	<.01	0.002	<.001	<.001	<.01	0.8	0.014	<.001	0.06	0.35	<.01	0.21	<.001	<.001	99	4.2
RE B3489	0.089	<.001	<.01	<.01	<2	<.001	<.001	0.01	0.23	<.01	0.002	<.001	<.001	<.01	0.8	0.014	<.001	0.06	0.34	0.05	0.21	<.001	<.001	72	-
B348973	0.214	<.001	<.01	<.01	<2	<.001	<.001	0.01	0.21	<.01	0.002	<.001	<.001	<.01	0.9	0.014	<.001	0.03	0.27	0.06	0.22	<.001	<.001	208	3.8
B348974	0.045	<.001	<.01	<.01	<2	<.001	<.001	0.01	0.2	<.01	0.002	<.001	0.001	<.01	0.32	0.015	<.001	0.06	0.32	0.06	0.19	<.001	0.001	48	2.95
B348975	0.109	<.001	<.01	<.01	<2	<.001	<.001	0.01	0.2	<.01	0.002	<.001	<.001	<.01	0.63	0.015	<.001	0.05	0.31	0.04	0.19	<.001	<.001	116	4.2
B348976	0.045	0.001	<.01	<.01	<2	<.001	<.001	0.01	0.2	<.01	0.003	<.001	0.001	<.01	0.63	0.013	<.001	0.09	0.46	0.09	0.2	<.001	<.001	64	3.9
B348977	0.079	<.001	<.01	<.01	<2	<.001	<.001	0.01	0.21	<.01	0.003	<.001	<.001	<.01	0.75	0.014	<.001	0.09	0.4	0.07	0.18	<.001	<.001	101	3.7
B348978	0.188	<.001	<.01	<.01	<2	<.001	<.001	0.01	0.19	<.01	0.003	<.001	<.001	<.01	1.08	0.017	<.001	0.1	0.48	0.04	0.17	<.001	0.001	242	4.2
B348979	0.066	0.001	<.01	<.01	<2	<.001	<.001	0.01	0.2	<.01	0.002	<.001	<.001	<.01	0.64	0.014	<.001	0.07	0.38	<.01	0.14	<.001	<.001	44	3.45
B348980	0.073	0.001	<.01	<.01	<2	<.001	<.001	0.01	0.26	<.01	0.001	<.001	<.001	<.01	0.5	0.018	<.001	0.13	0.41	0.1	0.23	<.001	<.001	58	4.1
B348981	0.058	0.001	<.01	<.01	<2	<.001	<.001	0.01	0.26	<.01	0.002	<.001	<.001	<.01	0.44	0.019	<.001	0.23	0.5	0.07	0.25	<.001	<.001	65	4.1
B348982	0.042	0.001	<.01	<.01	<2	<.001	<.001	0.02	0.27	<.01	0.006	<.001	<.001	<.01	5.54	0.014	<.001	0.27	0.58	<.01	0.13	<.001	<.001	38	3.65
STANDAR	0.049	0.569	1.46	4.2	158	0.359	0.046	0.21	23.25	0.23	0.17	0.031	0.135	<.01	2.4	0.085	0.071	1.64	1.42	0.19	0.54	0.069	0.178	<1	-
B348983	0.111	0.002	<.01	<.01	<2	<.001	<.001	0.02	0.45	<.01	0.002	<.001	<.001	<.01	0.36	0.02	<.001	0.28	0.61	0.01	0.21	<.001	<.001	122	3.9
B348984	0.071	0.001	<.01	<.01	<2	0.001	<.001	0.01	0.37	<.01	0.001	<.001	<.001	<.01	0.34	0.017	<.001	0.2	0.38	0.04	0.18	<.001	<.001	62	4
B348985	0.138	0.001	<.01	<.01	<2	0.001	<.001	0.01	0.36	<.01	0.001	<.001	0.001	<.01	0.25	0.013	0.001	0.15	0.33	0.05	0.21	<.001	<.001	152	4.45
B348986	0.124	0.001	<.01	<.01	<2	0.001	<.001	0.01	0.31	<.01	0.001	<.001	<.001	<.01	0.24	0.014	<.001	0.16	0.3	0.05	0.17	<.001	<.001	155	4.15
B348987	0.08	0.001	<.01	<.01	<2	0.001	<.001	0.01	0.34	<.01	0.001	<.001	0.001	<.01	0.15	0.015	<.001	0.15	0.3	0.06	0.26	<.001	<.001	87	4.1
B348988	0.058	0.001	<.01	<.01	<2	0.001	<.001	0.01	0.31	<.01	0.001	<.001	<.001	<.01	0.06	0.015	<.001	0.18	0.33	0.02	0.25	<.001	<.001	71	3.55
B348989	0.064	0.001	<.01	<.01	<2	<.001	<.001	0.01	0.3	<.01	0.001	<.001	<.001	<.01	0.12	0.013	<.001	0.16	0.3	0.06	0.27	<.001	<.001	52	3.75
B348990 (	0.001	0.001	<.01	<.01	<2	0.005	0.001	0.05	4.05	<.01	0.007	<.001	<.001	<.01	0.89	0.04	0.006	0.89	2.22	0.11	0.15	<.001	<.001	2	2.7
B348991	0.034	0.001	<.01	<.01	<2	0.001	<.001	0.01	0.33	<.01	0.002	<.001	0.001	<.01	0.24	0.013	<.001	0.2	0.39	0.06	0.27	<.001	<.001	23	4.05
B348992	0.182	0.001	<.01	<.01	<2	0.001	<.001	0.01	0.33	<.01	0.002	<.001	<.001	<.01	0.24	0.021	<.001	0.25	0.37	0.07	0.26	<.001	<.001	204	3.35
B348993	0.035	0.001	<.01	<.01	<2	<.001	<.001	0.01	0.37	<.01	0.001	<.001	<.001	<.01	0.2	0.019	<.001	0.25	0.44	0.08	0.31	<.001	<.001	18	4.25
B348994	0.041	0.001	<.01	<.01	<2	<.001	<.001	0.01	0.28	<.01	0.001	<.001	0.001	<.01	0.17	0.017	<.001	0.16	0.33	0.07	0.29	<.001	<.001	27	4.05
B348995	0.069	0.001	<.01	<.01	<2	0.001	<.001	0.01	0.3	<.01	0.002	<.001	<.001	<.01	0.56	0.018	<.001	0.17	0.45	0.1	0.22	<.001	<.001	63	3.9
B348996	0.061	0.001	<.01	<.01	<2	<.001	<.001	0.01	0.29	<.01	0.001	<.001	0.001	<.01	0.18	0.017	<.001	0.19	0.34	0.04	0.25	<.001	<.001	48	4.3
B348997	0.048	<.001	<.01	<.01	<2	<.001	<.001	0.01	0.33	<.01	0.002	<.001	<.001	<.01	0.26	0.017	<.001	0.18	0.39	0.03	0.28	<.001	<.001	32	4.15
B348998	0.173	<.001	<.01	<.01	<2	<.001	<.001	0.01	0.26	<.01	0.002	<.001	<.001	<.01	0.4	0.011	<.001	0.08	0.31	0.04	0.19	<.001	<.001	141	4.3
B348999	0.063	0.001	<.01	<.01	<2	<.001	<.001	0.01	0.33	<.01	0.002	<.001	<.001	<.01	0.38	0.013	<.001	0.06	0.33	0.11	0.23	<.001	<.001	41	3.8
B349000	0.144	0.001	<.01	<.01	<2	0.001	<.001	0.01	0.25	<.01	0.002	<.001	<.001	<.01	0.61	0.015	<.001	0.06	0.3	0.07	0.2	<.001	<.001	99	4.75
B349001	0.061	0.002	<.01	<.01	<2	<.001	<.001	0.01	0.3	<.01	0.001	<.001	<.001	<.01	0.51	0.015	<.001	0.06	0.32	0.02	0.24	<.001	<.001	37	3.8
B349002	0.081	0.001	<.01	<.01	<2	0.001	<.001	0.01	0.24	<.01	0.002	<.001	<.001	<.01	0.33	0.013	<.001	0.1	0.34	0.04	0.2	<.001	<.001	74	4
RE B3490	0.081	0.001	<.01	<.01	<2	0.001	<.001	0.01	0.24	<.01	0.002	<.001	<.001	<.01	0.35	0.016	<.001	0.1	0.33	0.02	0.24	<.001	<.001	71	-
RRE B349	0.079	0.001	<.01	<.01	<2	<.001	<.001	0.01	0.31	<.01	0.002	<.001	<.001	<.01	0.36	0.019	<.001	0.11	0.39	0.05	0.28	<.001	<.001	66	-
B349003	0.064	<.001	<.01	<.01	<2	0.001	<.001	0.01	0.29	<.01	0.001	<.001	<.001	<.01	0.21	0.019	<.001	0.17	0.34	0.01	0.24	<.001	<.001	51	4.1
B349004	0.096	0.001	<.01	<.01	<2	<.001	<.001	0.01	0.33	<.01	0.001	<.001	<.001	<.01	0.19	0.016	<.001	0.21	0.41	0.09	0.3	<.001	<.001	81	4
B349005	0.062	0.001	<.01	<.01	<2	0.001	<.001	0.01	0.29	<.01	0.001	<.001	<.001	<.01	0.18	0.019	<.001	0.2	0.34	0.05	0.27	<.001	<.001	44	3.9
B349006	0.058	0.001	<.01	<.01	<2	0.001	<.001	0.01	0.35	<.01	0.001	<.001	<.001	<.01	0.24	0.013	<.001	0.22	0.41	0.02	0.31	<.001	<.001	35	4.05
B349007	0.069	0.001	<.01	<.01	<2	<.001	<.001	0.01	0.32	<.01	0.002	<.001	<.001	<.01	0.4	0.014	<.001	0.23	0.41	0.03	0.25	<.001	<.001	56	3.95
STANDAR	0.051	0.559	1.51	4.37	167	0.377	0.049	0.21	24.17	0.23	0.175	0.031	0.135	<.01	2.44	0.088	0.074	1.67	1.45	0.22	0.54	0.068	0.186	2	-

From ACME ANALYTICAL LABORATORIES LTD. 852 E. HASTINGS ST. VANCOUVER BC V6A 1R6 PHONE(604)253-3158 FAX(604)253-1716 @ CSV TEXT FORMAT
To New Cantech Ventures Inc.
Acme file # A504797 Page 1 Received: AUG 22 2005 * 74 samples in this disk file.
Analysis: GROUP 7AR - 1.000 GM SAMPLE, AQUA - REGIA (HCL-HNO3-H2O) DIGESTION TO 100 ML, ANALYSED BY ICP-ES.
RE* GROUP 1F-MS - 1.00 GM SAMPLE ANALYZED BY ICP-MS.

ELEMENT	Mo	Cu	Pb	Zn	Ag	Ni	Co	Mn	Fe	As	Sr	Cd	Sb	Bi	Ca	P	Cr	Mg	Al	Na	K	W	Hg	Re*	Sample
SAMPLES	%	%	%	%	gm/mt	%	%	%	%	%	%	%	%	%	%	%	%	%	%	%	%	%	%	ppb	kg
B349059	0.013	<.001	<.01	<.01	<2	0.001	<.001	0.01	0.22	<.01	0.001	<.001	<.001	<.01	0.07	0.014	<.001	0.04	0.31	0.08	0.23	<.001	<.001	<1	5
B349060	0.026	<.001	<.01	<.01	<2	0.001	<.001	0.01	0.19	<.01	0.001	<.001	<.001	<.01	0.06	0.014	<.001	0.04	0.25	0.01	0.19	<.001	<.001	8	4
B349061	0.049	<.001	<.01	<.01	<2	0.001	<.001	0.01	0.16	<.01	<.001	<.001	<.001	<.01	0.17	0.013	<.001	0.04	0.2	0.01	0.18	<.001	<.001	26	3.55
B349062	0.123	<.001	<.01	<.01	<2	<.001	<.001	0.01	0.27	<.01	0.001	<.001	0.001	<.01	0.47	0.016	<.001	0.07	0.31	0.04	0.23	<.001	<.001	90	3.9
B349063	0.056	<.001	<.01	<.01	<2	<.001	<.001	0.01	0.29	<.01	0.001	<.001	<.001	<.01	0.46	0.017	<.001	0.05	0.25	<.01	0.22	<.001	<.001	51	3.5
B349064	0.099	0.001	<.01	<.01	<2	<.001	<.001	0.01	0.36	<.01	0.001	<.001	<.001	<.01	0.51	0.017	<.001	0.07	0.28	0.04	0.22	<.001	<.001	93	4.25
B349065	0.201	0.001	<.01	<.01	<2	<.001	<.001	0.01	0.32	<.01	0.002	<.001	0.001	<.01	0.65	0.017	<.001	0.09	0.35	0.01	0.18	0.001	<.001	196	3.9
RE B3490	0.201	0.001	<.01	<.01	<2	0.001	<.001	0.01	0.33	<.01	0.002	<.001	<.001	<.01	0.64	0.012	<.001	0.09	0.34	<.01	0.21	0.001	<.001	215	-
RRE B349	0.209	0.001	<.01	<.01	<2	<.001	<.001	0.01	0.35	<.01	0.002	<.001	0.001	<.01	0.65	0.018	<.001	0.09	0.38	0.02	0.19	0.001	<.001	189	-
B349066	0.142	<.001	<.01	<.01	<2	<.001	<.001	0.01	0.32	<.01	0.003	<.001	<.001	<.01	0.9	0.019	<.001	0.17	0.56	<.01	0.19	<.001	<.001	129	3.15
B349067	0.281	<.001	<.01	<.01	<2	<.001	<.001	0.01	0.28	<.01	0.002	<.001	<.001	<.01	0.51	0.015	<.001	0.09	0.39	<.01	0.18	<.001	<.001	333	4.15
B349068	0.193	<.001	<.01	<.01	<2	<.001	<.001	0.01	0.26	<.01	0.002	<.001	<.001	<.01	0.61	0.01	<.001	0.07	0.33	0.02	0.21	<.001	<.001	226	3.55
B349069	0.221	<.001	<.01	<.01	<2	<.001	<.001	0.01	0.27	<.01	0.001	<.001	<.001	<.01	0.43	0.01	<.001	0.06	0.28	0.01	0.2	<.001	<.001	140	4.15
B349070 (	0.002	0.001	<.01	<.01	<2	0.005	0.001	0.05	4.16	<.01	0.007	<.001	<.001	<.01	0.82	0.044	0.006	0.9	2.18	0.03	0.16	<.001	<.001	1	2.2
B349071	0.685	<.001	<.01	<.01	<2	<.001	<.001	0.01	0.22	<.01	0.001	<.001	<.001	<.01	0.5	0.009	<.001	0.04	0.18	<.01	0.15	<.001	<.001	660	4.15
B349072	0.223	<.001	<.01	<.01	<2	<.001	<.001	0.01	0.22	<.01	0.001	<.001	<.001	<.01	0.28	0.01	0.001	0.04	0.17	<.01	0.18	<.001	<.001	215	4.1
B349073	0.694	<.001	<.01	<.01	<2	<.001	<.001	0.01	0.19	<.01	0.001	<.001	<.001	<.01	0.31	0.009	<.001	0.02	0.14	0.02	0.12	<.001	<.001	538	4.1
B349074	0.048	<.001	<.01	<.01	<2	<.001	<.001	0.01	0.19	<.01	0.002	<.001	0.002	<.01	0.6	0.018	<.001	0.08	0.33	<.01	0.18	<.001	<.001	37	3.6
B349075	0.136	<.001	<.01	<.01	<2	<.001	<.001	0.01	0.19	<.01	0.001	<.001	0.001	<.01	0.55	0.007	<.001	0.05	0.29	<.01	0.17	<.001	<.001	103	3.3
B349076	0.11	<.001	<.01	<.01	<2	<.001	<.001	0.01	0.18	<.01	0.001	<.001	<.001	<.01	0.25	0.013	<.001	0.03	0.22	0.03	0.22	<.001	<.001	87	4
B349077	0.065	<.001	<.01	<.01	<2	<.001	<.001	0.01	0.22	<.01	0.001	<.001	<.001	<.01	0.26	0.014	<.001	0.04	0.23	<.01	0.19	<.001	<.001	53	3.95
B349078	0.042	<.001	<.01	<.01	<2	<.001	<.001	0.01	0.17	<.01	<.001	<.001	0.001	<.01	0.32	0.016	<.001	0.04	0.22	0.02	0.17	<.001	<.001	35	4.3
B349079	0.011	<.001	<.01	<.01	<2	<.001	<.001	0.01	0.16	<.01	<.001	<.001	<.001	<.01	0.31	0.012	<.001	0.03	0.19	<.01	0.16	<.001	<.001	7	4.45
B349080	0.03	<.001	<.01	<.01	<2	<.001	<.001	0.01	0.19	<.01	0.001	<.001	<.001	<.01	0.33	0.013	<.001	0.02	0.22	0.04	0.22	<.001	<.001	25	4.6
B349081	0.078	<.001	<.01	0.01	<2	<.001	<.001	0.01	0.16	<.01	<.001	<.001	<.001	<.01	0.28	0.009	<.001	0.02	0.18	0.04	0.19	<.001	<.001	63	4.7
B349082	0.093	<.001	<.01	<.01	<2	<.001	<.001	0.01	0.19	<.01	0.001	<.001	0.001	<.01	0.29	0.008	<.001	0.03	0.21	0.01	0.18	<.001	<.001	84	4.5
B349083	0.1	<.001	<.01	<.01	<2	<.001	<.001	<.01	0.19	<.01	0.001	<.001	<.001	<.01	0.13	0.005	<.001	0.03	0.21	<.01	0.18	<.001	<.001	91	3.5
B349084	0.177	<.001	<.01	<.01	<2	<.001	<.001	0.01	0.16	<.01	0.001	<.001	<.001	<.01	0.27	0.011	<.001	0.06	0.24	<.01	0.18	<.001	<.001	168	4.1
B349085	0.101	<.001	<.01	<.01	<2	<.001	<.001	0.01	0.17	<.01	0.001	<.001	0.001	<.01	0.21	0.006	<.001	0.05	0.23	<.01	0.2	<.001	<.001	63	4.5
B349086	0.137	<.001	<.01	<.01	<2	<.001	<.001	0.01	0.18	<.01	0.001	<.001	<.001	<.01	0.33	0.008	<.001	0.08	0.26	<.01	0.15	<.001	<.001	115	3.75
B349087	0.024	<.001	<.01	<.01	<2	<.001	<.001	0.01	0.19	<.01	0.001	<.001	<.001	<.01	0.29	0.008	<.001	0.06	0.23	<.01	0.15	<.001	<.001	15	3.75
B349088	0.032	<.001	<.01	<.01	<2	<.001	<.001	<.01	0.16	<.01	0.001	<.001	<.001	<.01	0.27	0.003	<.001	0.05	0.19	<.01	0.14	<.001	<.001	28	3.7
B349089	0.014	<.001	<.01	<.01	<2	<.001	<.001	0.01	0.18	<.01	0.001	<.001	<.001	<.01	0.51	0.008	<.001	0.04	0.16	<.01	0.14	<.001	<.001	9	3.5
B349090 (	<.001	<.001	<.01	<.01	<2	0.004	0.001	0.05	4.26	<.01	0.007	<.001	0.001	<.01	0.94	0.05	0.006	0.94	2.29	0.04	0.13	<.001	<.001	<1	4.2
STANDAR	0.049	0.558	1.47	4.28	160	0.37	0.046	0.2	22.52	0.22	0.164	0.03	0.132	<.01	2.34	0.082	0.07	1.6	1.4	0.15	0.52	0.066	0.174	2	-
B349091	0.007	0.002	<.01	<.01	<2	<.001	<.001	0.01	0.28	<.01	0.001	<.001	<.001	<.01	0.4	0.007	<.001	0.06	0.29	<.01	0.21	<.001	<.001	5	3.7
B349092	0.211	0.001	<.01	<.01	<2	<.001	<.001	0.01	0.22	<.01	0.001	<.001	0.001	<.01	0.27	0.004	<.001	0.05	0.26	0.03	0.17	<.001	<.001	149	4.5
B349093	0.015	0.001	<.01	<.01	<2	<.001	<.001	0.01	0.21	<.01	0.001	<.001	0.001	<.01	0.35	0.01	<.001	0.06	0.28	<.01	0.22	<.001	<.001	13	4.55
B349094	0.027	0.001	<.01	<.01	<2	<.001	<.001	0.01	0.19	<.01	0.001	<.001	0.001	<.01	0.35	0.007	<.001	0.05	0.28	0.06	0.19	<.001	<.001	18	3.8
B349095	0.299	0.001	<.01	<.01	<2	<.001	<.001	0.01	0.24	<.01	0.002	<.001	<.001	<.01	0.44	0.012	<.001	0.05	0.26	<.01	0.2	<.001	<.001	543	4.25
B349096	0.026	0.001	<.01	<.01	<2	<.001	<.001	0.01	0.25	<.01	0.002	<.001	<.001	<.01	0.54	0.013	<.001	0.1	0.38	0.01	0.21	<.001	<.001	30	4
B349097	0.013	0.001	<.01	<.01	<2	<.001	<.001	0.01	0.22	<.01	0.001	<.001	0.001	<.01	0.56	0.007	<.001	0.08	0.31	<.01	0.17	<.001	<.001	6	3.85
B349098	0.009	0.001	<.01	<.01	<2	<.001	<.001	0.01	0.24	<.01	0.001	<.001	<.001	<.01	1.18	0.011	<.001	0.08	0.27	<.01	0.16	<.001	<.001	4	3.95
B349099	0.048	<.001	<.01	<.01	<2	<.001	<.001	0.02	0.49	<.01	0.002	<.001	<.001	<.01	0.45	0.011	<.001	0.21	0.42	<.01	0.17	<.001	<.001	57	3.3
B349100	0.208	0.001	<.01	<.01	<2	<.001	<.001	0.01	0.2	<.01	0.001	<.001	0.001	<.01	0.74	0.007	<.001	0.06	0.22	<.01	0.22	<.001	<.001	187	3.3
B349101	0.254	<.001	<.01	<.01	<2	<.001	<.001	0.01	0.2	<.01	0.001	<.001	<.001	<.01	0.23	0.007	<.001	0.05	0.2	0.05	0.16	<.001	<.001	281	4.55
B349102	0.175	0.001	<.01	<.01	<2	<.001	<.001	0.01	0.2	<.01	0.001	<.001	0.001	<.01	0.27	0.007	<.001	0.11	0.31	0.02	0.18	<.001	<.001	219	3.5
B349103	0.088	0.001	<.01	<.01	<2	<.001	<.001	0.01	0.21	<.01	0.001	<.001	0.001	<.01	0.29	0.013	<.001	0.13	0.32	0.06	0.18	<.001	<.001	109	3.9
B349104	0.07	0.001	<.01	<.01	<2	<.001	<.001	0.01	0.29	<.01	0.002	<.001	<.001	<.01	0.48	0.014	<.001	0.07	0.36	0.05	0.18	<.001	<.001	74	4.5
RE B3491	0.07	<.001	<.01	<.01	<2	<.001	<.001	0.01	0.31	<.01	0.002	<.001	0.001	<.01	0.49	0.014	<.001	0.07	0.35	0.07	0.23	<.001	<.001	70	-
RRE B349	0.064	<.001	<.01	<.01	<2	<.001	<.001	0.01	0.26	<.01	0.002	<.001	<.001	<.01	0.46	0.013	<.001	0.07	0.31	0.04	0.18	<.001	<.001	75	-
B349105	0.123	<.001	<.01	<.01	<2	<.001	<.001	0.01	0.27	<.01	0.002	<.001	<.001	<.01	0.61	0.014	<.001	0.08	0.34	0.04	0.18	<.001	<.001	143	3.9
B349106	0.036	0.001	<.01	<.01	<2	<.001	<.001	0.01	0.29	<.01	0.003	<.001	0.001	<.01	0.6	0.017	<.001	0.15	0.53	<.01	0.22	<.001	<.001	39	3.1

B349107	0.054	0.002	<.01	<.01	<2	<.001	<.001	0.01	0.32	<.01	0.002	<.001	0.001	<.01	0.68	0.018	<.001	0.06	0.33	0.02	0.23	<.001	<.001	56	4.55
B349108	0.121	<.001	<.01	<.01	<2	<.001	<.001	0.01	0.21	<.01	0.001	<.001	0.001	<.01	0.25	0.01	<.001	0.13	0.27	0.03	0.2	<.001	<.001	102	4.2
B349109 (r	0.001	0.001	<.01	<.01	<2	0.004	0.001	0.05	4.13	<.01	0.007	<.001	<.001	<.01	0.94	0.043	0.006	0.9	2.2	0.09	0.15	<.001	<.001	1	4.15
B349110	0.057	0.001	<.01	<.01	<2	<.001	<.001	0.01	0.23	<.01	0.002	<.001	<.001	<.01	0.49	0.015	<.001	0.05	0.27	<.01	0.19	<.001	<.001	55	4.15
B349111	0.07	<.001	<.01	<.01	<2	<.001	<.001	0.01	0.23	<.01	0.001	<.001	0.001	<.01	0.44	0.012	<.001	0.03	0.24	0.03	0.2	<.001	<.001	95	4.25
B349112	0.08	<.001	<.01	<.01	<2	<.001	<.001	0.01	0.23	<.01	0.002	<.001	<.001	<.01	0.33	0.012	<.001	0.07	0.29	<.01	0.19	<.001	<.001	85	4.4
B349113	0.062	<.001	<.01	<.01	<2	<.001	<.001	0.01	0.19	<.01	0.001	<.001	<.001	<.01	0.33	0.009	<.001	0.04	0.25	0.05	0.19	<.001	<.001	55	4.1
B349114	0.287	0.001	<.01	<.01	<2	<.001	<.001	0.01	0.18	<.01	0.002	<.001	0.001	<.01	0.22	0.009	<.001	0.04	0.22	0.03	0.2	<.001	<.001	296	4.1
B349115	0.082	<.001	<.01	<.01	<2	<.001	<.001	0.01	0.23	<.01	0.001	<.001	<.001	<.01	0.28	0.011	<.001	0.04	0.31	0.06	0.25	<.001	<.001	86	4.35
B349116	0.076	<.001	<.01	<.01	<2	<.001	<.001	0.01	0.18	<.01	0.001	<.001	0.001	<.01	0.25	0.008	<.001	0.06	0.23	0.01	0.23	<.001	<.001	67	4.2
B349117	0.047	0.001	<.01	<.01	<2	<.001	<.001	0.01	0.23	<.01	0.001	<.001	<.001	<.01	0.31	0.014	<.001	0.04	0.26	0.07	0.21	<.001	<.001	34	4.15
B349118	0.026	<.001	<.01	<.01	<2	<.001	<.001	0.01	0.23	<.01	0.002	<.001	<.001	<.01	0.23	0.015	<.001	0.09	0.31	0.04	0.2	<.001	<.001	27	3.9
B349119	0.047	<.001	<.01	<.01	<2	<.001	<.001	0.01	0.21	<.01	0.002	<.001	<.001	<.01	0.33	0.01	<.001	0.09	0.33	0.04	0.23	<.001	<.001	39	3.5
B349120 (r	<.001	0.001	<.01	<.01	<2	0.004	0.001	0.05	4.14	<.01	0.007	<.001	<.001	<.01	0.97	0.044	0.006	0.91	2.23	0.06	0.11	<.001	<.001	<1	3.4
B349121	0.027	<.001	<.01	<.01	<2	<.001	<.001	0.01	0.22	<.01	0.003	<.001	<.001	<.01	0.39	0.014	<.001	0.12	0.42	0.03	0.22	<.001	<.001	27	2.9
B349122	0.059	0.001	<.01	<.01	<2	<.001	<.001	0.01	0.15	<.01	0.002	<.001	<.001	<.01	1.01	0.01	<.001	0.04	0.19	0.06	0.14	<.001	<.001	46	3.15
STANDAR	0.05	0.575	1.45	4.23	156	0.366	0.045	0.21	22.72	0.23	0.173	0.031	0.133	<.01	2.4	0.084	0.07	1.64	1.43	0.19	0.55	0.068	0.18	1	-
B349123	0.072	0.001	<.01	<.01	2	0.001	<.001	0.02	0.27	<.01	0.004	<.001	0.001	<.01	1.88	0.009	<.001	0.06	0.28	<.01	0.2	<.001	<.001	46	3.45
B349124	0.029	<.001	<.01	<.01	<2	0.001	<.001	0.01	0.18	<.01	0.002	<.001	<.001	<.01	0.74	0.015	<.001	0.06	0.28	<.01	0.18	<.001	<.001	15	4.1
B349125	0.041	0.001	<.01	0.04	<2	<.001	<.001	0.01	0.24	<.01	0.002	0.001	<.001	<.01	0.97	0.01	<.001	0.05	0.24	<.01	0.23	0.001	<.001	46	4.2
B349126	0.039	0.001	<.01	<.01	2	<.001	<.001	0.01	0.23	<.01	0.001	<.001	<.001	<.01	0.6	0.012	<.001	0.02	0.19	<.01	0.2	<.001	<.001	43	4.7
B349127	0.031	0.001	<.01	<.01	<2	<.001	<.001	0.01	0.24	<.01	0.001	<.001	<.001	<.01	0.49	0.011	<.001	0.03	0.22	<.01	0.22	<.001	<.001	14	4.75
STANDAR	0.048	0.562	1.46	4.25	160	0.367	0.044	0.2	22.49	0.22	0.167	0.03	0.131	<.01	2.35	0.085	0.07	1.6	1.41	0.15	0.51	0.067	0.174	<1	-

From ACME ANALYTICAL LABORATORIES LTD. 852 E. HASTINGS ST. VANCOUVER BC V6A 1R6 PHONE(604)253-3158 FAX(604)253-1716 @ CSV TEXT FORMAT
To New Cantech Ventures Inc.
Acme file # A504920 Page 1 Received: AUG 23 2005 * 139 samples in this disk file.
Analysis: GROUP 7AR - 1.000 GM SAMPLE, AQUA - REGIA (HCL-HNO3-H2O) DIGESTION TO 100 ML, ANALYSED BY ICP-ES.
RE* - 1FD ANALYSIS BY ICP/MS.

ELEMENT	Mo	Cu	Pb	Zn	Ag	Ni	Co	Mn	Fe	As	Sr	Cd	Sb	Bi	Ca	P	Cr	Mg	Al	Na	K	W	Hg	Re*	Sample
SAMPLES	%	%	%	%	gm/mt	%	%	%	%	%	%	%	%	%	%	%	%	%	%	%	%	%	%	ppb	kg
B349194	0.003	0.001	<.01	<.01	<2	<.001	<.001	<.01	0.18	<.01	0.001	<.001	<.001	<.01	0.18	0.008	<.001	0.03	0.23	0.04	0.14	<.001	<.001	<1	2.4
B349195	0.03	0.001	<.01	<.01	<2	<.001	<.001	<.01	0.44	<.01	0.001	<.001	<.001	<.01	0.25	0.008	<.001	0.02	0.22	0.03	0.14	<.001	<.001	7	3.85
B349196	0.007	0.001	<.01	<.01	<2	<.001	<.001	<.01	0.15	<.01	0.001	<.001	<.001	<.01	0.22	0.007	0.001	0.02	0.2	0.05	0.15	<.001	<.001	3	3.2
B349197	0.023	0.001	<.01	<.01	<2	<.001	<.001	<.01	0.22	<.01	0.001	<.001	<.001	<.01	0.16	0.009	0.001	0.04	0.2	0.03	0.18	0.001	<.001	7	4.15
B349198	0.019	0.001	<.01	<.01	<2	<.001	<.001	<.01	0.18	<.01	0.001	<.001	<.001	<.01	0.17	0.01	0.001	0.02	0.19	0.03	0.16	<.001	<.001	3	3.5
B349199	0.013	0.001	<.01	<.01	<2	<.001	<.001	<.01	0.26	<.01	0.001	<.001	0.001	<.01	0.26	0.011	<.001	0.03	0.21	0.03	0.16	<.001	<.001	3	3.9
B349200 (	<.001	0.001	<.01	0.01	<2	0.004	0.001	0.05	3.88	<.01	0.006	<.001	<.001	<.01	0.84	0.04	0.006	0.92	2.17	0.05	0.13	<.001	<.001	<1	2.95
B614701	0.04	0.002	<.01	<.01	<2	<.001	<.001	0.01	0.28	<.01	0.001	<.001	0.001	<.01	0.39	0.011	0.001	0.03	0.24	0.04	0.15	<.001	<.001	16	4.3
B614702	0.033	0.001	<.01	<.01	<2	<.001	<.001	0.01	0.3	<.01	0.001	<.001	<.001	<.01	0.46	0.016	0.001	0.2	0.27	0.04	0.17	<.001	<.001	18	4.45
B614703	0.057	0.002	<.01	<.01	<2	<.001	<.001	0.01	0.29	<.01	0.001	<.001	<.001	<.01	0.39	0.013	0.001	0.21	0.25	0.04	0.19	<.001	<.001	34	4.4
B614704	0.104	0.002	<.01	<.01	<2	0.001	<.001	0.01	0.27	<.01	0.001	<.001	<.001	<.01	0.36	0.009	0.001	0.07	0.23	0.03	0.19	0.001	<.001	57	4.55
B614705	0.039	0.001	<.01	<.01	<2	<.001	<.001	0.01	0.37	<.01	0.002	<.001	<.001	<.01	0.7	0.009	0.001	0.06	0.23	0.03	0.14	<.001	<.001	16	4.2
B614706	0.025	0.005	<.01	<.01	<2	<.001	<.001	0.01	0.6	<.01	0.002	<.001	<.001	<.01	0.74	0.024	0.001	0.23	0.42	0.05	0.24	0.001	<.001	12	5.1
B614707	0.031	0.001	<.01	<.01	<2	<.001	<.001	0.01	0.19	<.01	0.001	<.001	<.001	<.01	0.25	0.01	0.001	0.11	0.24	0.04	0.16	<.001	<.001	16	4.5
B614708	0.034	0.001	<.01	<.01	<2	<.001	<.001	<.01	0.25	<.01	0.001	<.001	0.001	<.01	0.16	0.006	0.001	0.06	0.22	0.03	0.17	<.001	<.001	15	3.9
B614709	0.028	0.001	<.01	<.01	<2	<.001	<.001	<.01	0.21	<.01	0.001	<.001	0.001	<.01	0.14	0.005	0.001	0.07	0.24	0.04	0.17	<.001	<.001	10	4.1
B614710	0.012	0.001	<.01	<.01	<2	<.001	<.001	0.01	0.23	<.01	0.001	<.001	<.001	<.01	0.17	0.007	0.001	0.11	0.29	0.05	0.18	<.001	<.001	3	3.9
B614711	0.044	0.002	<.01	<.01	<2	<.001	<.001	0.01	0.39	<.01	0.001	<.001	<.001	<.01	0.23	0.008	0.001	0.09	0.26	0.03	0.18	<.001	<.001	28	4.5
B614712	0.024	0.002	<.01	0.01	2	<.001	<.001	0.01	0.41	<.01	0.001	<.001	0.001	<.01	0.25	0.007	0.001	0.09	0.28	0.03	0.19	<.001	<.001	17	4.8
B614713	0.031	0.002	<.01	<.01	<2	<.001	<.001	0.01	0.39	<.01	0.001	<.001	<.001	<.01	0.28	0.008	0.001	0.08	0.25	0.04	0.17	<.001	<.001	16	4.35
B614714	0.016	0.001	<.01	<.01	<2	<.001	<.001	0.01	0.21	<.01	0.001	<.001	<.001	<.01	0.21	0.009	0.001	0.1	0.23	0.03	0.17	<.001	<.001	5	4.3
B614715	0.021	0.001	<.01	<.01	<2	<.001	<.001	0.01	0.21	<.01	0.001	<.001	<.001	<.01	0.2	0.01	0.001	0.09	0.21	0.03	0.17	<.001	<.001	13	4.2
B614716	0.048	0.001	<.01	<.01	<2	<.001	<.001	0.01	0.33	<.01	0.001	<.001	<.001	<.01	0.2	0.01	0.001	0.06	0.2	0.02	0.16	<.001	<.001	30	3.9
B614717	0.014	0.001	<.01	<.01	<2	<.001	<.001	<.01	0.22	<.01	0.001	<.001	<.001	<.01	0.15	0.006	0.001	0.07	0.23	0.03	0.15	<.001	<.001	5	4.2
B614718	0.024	0.001	<.01	<.01	<2	<.001	<.001	<.01	0.28	<.01	0.001	<.001	<.001	<.01	0.14	0.005	0.001	0.06	0.22	0.05	0.16	0.001	<.001	20	4.7
B614719	0.025	0.002	<.01	<.01	<2	<.001	0.001	<.01	0.38	<.01	0.001	<.001	<.001	<.01	0.11	0.005	0.001	0.06	0.21	0.05	0.15	0.001	<.001	13	3.9
B614720	0.034	0.001	<.01	<.01	<2	<.001	<.001	<.01	0.31	<.01	0.001	<.001	<.001	<.01	0.08	0.008	0.001	0.04	0.2	0.03	0.17	0.001	<.001	22	4.2
B614721 (	<.001	0.001	<.01	0.01	<2	0.004	0.001	0.05	3.92	<.01	0.008	<.001	<.001	<.01	0.97	0.064	0.006	0.93	2.26	0.06	0.12	<.001	<.001	<1	2
B614722	0.02	0.001	<.01	<.01	<2	<.001	<.001	0.01	0.23	<.01	0.001	<.001	<.001	<.01	0.15	0.004	0.001	0.08	0.21	0.05	0.18	<.001	<.001	6	4.1
B614723	0.014	0.001	<.01	<.01	<2	<.001	<.001	0.01	0.2	<.01	0.001	<.001	<.001	<.01	0.2	0.005	0.001	0.05	0.2	0.04	0.17	<.001	<.001	7	4.35
B614724	0.024	0.001	<.01	<.01	<2	<.001	<.001	<.01	0.17	<.01	0.001	<.001	<.001	<.01	0.15	0.007	<.001	0.05	0.22	0.02	0.17	<.001	<.001	10	4.05
RE B6147	0.024	0.001	<.01	<.01	<2	<.001	<.001	<.01	0.17	<.01	0.001	<.001	0.001	<.01	0.15	0.007	0.001	0.05	0.22	0.02	0.17	<.001	<.001	11	-
RRE B614	0.024	0.001	<.01	<.01	<2	<.001	<.001	<.01	0.2	<.01	0.001	<.001	<.001	<.01	0.15	0.007	0.001	0.05	0.22	0.02	0.16	<.001	<.001	15	-
B614725	0.031	0.001	<.01	<.01	<2	<.001	<.001	<.01	0.27	<.01	0.001	<.001	<.001	<.01	0.26	0.011	0.001	0.05	0.25	0.03	0.17	0.001	<.001	16	3.65
STANDAR	0.051	0.557	1.59	4.39	164	0.368	0.044	0.21	23.06	0.23	0.173	0.031	0.132	<.01	2.41	0.082	0.071	1.69	1.48	0.21	0.51	0.055	0.179	<1	-
B614726	0.038	0.001	<.01	<.01	<2	<.001	<.001	0.01	0.25	<.01	0.001	<.001	0.001	<.01	0.34	0.01	0.001	0.08	0.2	0.02	0.12	<.001	<.001	22	3.95
B614727	0.035	0.001	<.01	<.01	<2	<.001	<.001	0.01	0.26	<.01	0.001	<.001	0.002	<.01	0.28	0.006	0.001	0.07	0.24	0.03	0.16	<.001	<.001	28	4.15
B614728	0.027	0.001	<.01	<.01	<2	<.001	<.001	0.01	0.26	<.01	0.001	<.001	0.001	<.01	0.18	0.008	0.001	0.03	0.18	0.03	0.16	<.001	<.001	18	4.15
B614729	0.029	0.001	<.01	<.01	<2	<.001	<.001	<.01	0.24	<.01	0.001	<.001	0.001	<.01	0.13	0.007	0.001	0.03	0.17	0.03	0.15	<.001	<.001	19	3.6
B614730	0.019	0.001	<.01	<.01	<2	<.001	<.001	<.01	0.35	<.01	0.001	<.001	0.001	<.01	0.16	0.008	0.001	0.03	0.2	0.04	0.16	<.001	<.001	7	4.35
RE B6147	0.018	0.001	<.01	<.01	<2	<.001	<.001	<.01	0.34	<.01	0.001	<.001	<.001	<.01	0.16	0.008	0.001	0.03	0.2	0.04	0.16	<.001	<.001	13	-
RRE B614	0.018	0.001	<.01	<.01	<2	<.001	<.001	<.01	0.34	<.01	0.001	<.001	0.001	<.01	0.17	0.008	<.001	0.03	0.19	0.03	0.15	<.001	<.001	16	-
B614731	0.033	0.001	<.01	<.01	<2	<.001	<.001	0.01	0.32	<.01	0.001	<.001	0.001	<.01	0.24	0.007	0.001	0.04	0.2	0.02	0.16	<.001	<.001	19	4.15
B614732	0.049	0.001	<.01	<.01	<2	<.001	<.001	0.01	0.21	<.01	0.001	<.001	<.001	<.01	0.21	0.01	0.001	0.07	0.23	0.02	0.16	<.001	<.001	42	4.15
B614733	0.069	0.001	<.01	<.01	<2	<.001	<.001	0.01	0.16	<.01	0.001	<.001	0.001	<.01	0.2	0.007	0.001	0.05	0.21	0.02	0.16	<.001	<.001	57	3.85
B614734	0.033	0.001	<.01	<.01	<2	<.001	<.001	0.01	0.24	<.01	0.001	<.001	<.001	<.01	0.19	0.007	0.001	0.07	0.22	0.02	0.15	<.001	<.001	27	4.2
B614735	0.02	0.001	<.01	<.01	<2	<.001	<.001	0.01	0.37	<.01	0.001	<.001	<.001	<.01	0.13	0.007	<.001	0.08	0.25	0.02	0.17	<.001	<.001	11	4.3
B614736	0.041	0.001	<.01	<.01	<2	<.001	<.001	0.01	0.5	<.01	0.001	<.001	<.001	<.01	0.32	0.007	0.001	0.11	0.27	0.01	0.16	<.001	<.001	24	4.35
B614737	0.046	0.001	<.01	<.01	<2	<.001	<.001	<.01	0.13	<.01	0.001	<.001	<.001	<.01	0.11	0.01	<.001	0.03	0.2	0.03	0.15	<.001	<.001	29	3.7
B614738	0.033	0.001	<.01	<.01	<2	<.001	<.001	<.01	0.19	<.01	0.001	<.001	<.001	<.01	0.22	0.011	<.001	0.05	0.23	0.03	0.15	<.001	<.001	21	4.5
B614739	0.024	0.001	<.01	<.01	<2	<.001	<.001	0.01	0.18	<.01	0.002	<.001	0.001	<.01	0.31	0.011	<.001	0.16	0.33	0.04	0.15	<.001	<.001	19	4.4
B614740	0.016	0.001	<.01	<.01	<2	<.001	<.001	<.01	0.2	<.01	0.001	<.001	<.001	<.01	0.23	0.012	0.001	0.09	0.24	0.04	0.11	<.001	<.001	9	4.65
B614741	0.037	0.001	<.01	<.01	<2	<.001	<.001	<.01	0.23	<.01	0.002	<.001	<.001	<.01	0.2	0.011	<.001	0.15	0.33	0.04	0.15	<.001	<.001	26	3.5

B614742	0.038	0.001	<.01	<.01	<2	<.001	<.001	0.01	0.29	<.01	0.001	<.001	0.001	<.01	0.36	0.013	<.001	0.12	0.29	0.03	0.15	<.001	<.001	17	4.5
B614743	0.037	0.001	<.01	<.01	<2	<.001	<.001	<.01	0.27	<.01	0.001	<.001	<.001	<.01	0.2	0.012	<.001	0.08	0.24	0.03	0.14	<.001	<.001	20	4.2
B614744	0.034	0.001	<.01	<.01	<2	<.001	<.001	0.01	0.3	<.01	0.001	<.001	<.001	<.01	0.34	0.011	<.001	0.18	0.35	0.03	0.19	0.001	<.001	21	4
B614745	0.035	0.001	<.01	<.01	<2	<.001	<.001	<.01	0.27	<.01	0.001	<.001	<.001	<.01	0.13	0.009	0.001	0.14	0.29	0.03	0.15	<.001	<.001	25	3.9
B614746	0.034	0.001	<.01	<.01	<2	<.001	<.001	<.01	0.18	<.01	0.001	<.001	<.001	<.01	0.09	0.007	<.001	0.09	0.26	0.04	0.13	<.001	<.001	22	3.6
B614747	0.032	0.001	<.01	<.01	<2	<.001	<.001	<.01	0.27	<.01	0.001	<.001	<.001	<.01	0.2	0.008	<.001	0.09	0.28	0.04	0.15	<.001	<.001	13	4.3
B614748	0.025	0.001	<.01	<.01	<2	<.001	<.001	0.01	0.37	<.01	0.001	<.001	<.001	<.01	0.33	0.008	<.001	0.1	0.27	0.04	0.16	<.001	<.001	14	4.2
B614749	0.035	0.002	<.01	0.01	<2	0.001	<.001	<.01	0.52	<.01	0.001	<.001	<.001	<.01	0.18	0.01	0.001	0.09	0.27	0.03	0.17	<.001	<.001	21	3.8
B614750	0.023	0.001	<.01	<.01	<2	<.001	<.001	<.01	0.22	<.01	0.001	<.001	<.001	<.01	0.23	0.013	0.001	0.06	0.21	0.04	0.13	<.001	<.001	16	4.45
B614751 (I	<.001	0.001	<.01	0.01	<2	0.005	0.001	0.05	3.72	<.01	0.007	<.001	<.001	<.01	0.82	0.041	0.005	0.87	2.14	0.05	0.13	<.001	<.001	1	2.15
B614752	0.048	0.001	<.01	<.01	<2	<.001	<.001	<.01	0.32	<.01	0.001	<.001	<.001	<.01	0.29	0.011	<.001	0.08	0.25	0.03	0.15	<.001	<.001	28	4.1
B614753	0.039	0.001	<.01	<.01	<2	<.001	<.001	0.01	0.27	<.01	0.002	<.001	<.001	<.01	0.4	0.013	0.001	0.15	0.37	0.04	0.17	<.001	<.001	23	4.75
B614754	0.036	0.001	<.01	<.01	<2	<.001	<.001	0.01	0.27	<.01	0.002	<.001	0.001	<.01	0.47	0.014	0.001	0.23	0.45	0.04	0.2	<.001	<.001	22	3.9
B614755	0.083	0.001	<.01	<.01	<2	<.001	<.001	0.01	0.31	<.01	0.001	<.001	<.001	<.01	0.42	0.014	0.001	0.18	0.34	0.04	0.22	<.001	<.001	53	4.4
B614756	0.086	0.001	<.01	<.01	<2	<.001	<.001	0.01	0.33	<.01	0.001	<.001	0.001	<.01	0.26	0.012	0.001	0.1	0.23	0.04	0.18	<.001	<.001	49	4.45
B614757	0.037	0.001	<.01	<.01	<2	<.001	<.001	0.01	0.34	<.01	0.001	<.001	<.001	<.01	0.25	0.015	0.001	0.15	0.25	0.05	0.19	<.001	<.001	21	4.45
STANDAR	0.049	0.557	1.5	4.29	163	0.371	0.044	0.21	22.45	0.22	0.169	0.03	0.129	<.01	2.33	0.08	0.068	1.64	1.43	0.2	0.49	0.046	0.174	<1	-
B614758	0.033	0.001	<.01	<.01	<2	<.001	<.001	0.01	0.21	<.01	0.001	<.001	<.001	<.01	0.29	0.022	0.001	0.2	0.26	0.05	0.18	<.001	<.001	25	4.1
B614759	0.032	0.001	<.01	<.01	<2	<.001	<.001	0.02	0.41	<.01	0.001	<.001	0.001	<.01	0.54	0.035	0.001	0.6	0.53	0.06	0.34	<.001	<.001	13	4
B614760	0.054	0.002	<.01	<.01	<2	0.001	<.001	0.02	0.39	<.01	0.001	<.001	<.001	<.01	0.62	0.028	0.001	0.54	0.54	0.06	0.34	<.001	<.001	31	3.9
B614761	0.034	0.009	<.01	<.01	<2	0.001	0.001	0.02	1.06	<.01	0.001	<.001	0.001	<.01	0.62	0.04	0.001	0.63	0.64	0.06	0.29	0.001	<.001	16	4.75
B614762	0.021	0.001	<.01	<.01	<2	<.001	<.001	<.01	0.14	<.01	0.001	<.001	<.001	<.01	0.18	0.014	<.001	0.05	0.17	0.04	0.13	0.001	<.001	5	4.25
B614763	0.025	0.001	<.01	<.01	<2	<.001	<.001	<.01	0.19	<.01	0.001	<.001	<.001	<.01	0.24	0.012	<.001	0.07	0.16	0.03	0.12	<.001	<.001	10	4.25
B614764	0.036	0.001	<.01	<.01	<2	<.001	<.001	0.01	0.24	<.01	0.001	<.001	0.001	<.01	0.2	0.013	<.001	0.07	0.19	0.04	0.15	<.001	<.001	15	3.8
B614765	0.039	<.001	<.01	<.01	<2	<.001	<.001	0.01	0.19	<.01	0.002	<.001	<.001	<.01	0.52	0.01	0.001	0.1	0.2	0.03	0.15	<.001	<.001	17	4.45
B614766	0.059	0.001	<.01	<.01	<2	<.001	<.001	<.01	0.2	<.01	0.003	<.001	<.001	<.01	0.4	0.01	<.001	0.06	0.16	0.04	0.14	<.001	<.001	24	5.05
RE B6147(	0.059	0.001	<.01	<.01	<2	<.001	<.001	<.01	0.19	<.01	0.003	<.001	0.001	<.01	0.39	0.01	<.001	0.06	0.16	0.03	0.13	<.001	<.001	21	-
RRE B614	0.051	0.001	<.01	<.01	<2	<.001	<.001	<.01	0.21	<.01	0.003	<.001	0.001	<.01	0.41	0.011	<.001	0.06	0.15	0.03	0.13	<.001	<.001	21	-
B614767	0.047	<.001	<.01	<.01	<2	<.001	<.001	0.01	0.31	<.01	0.002	<.001	0.001	<.01	0.56	0.011	<.001	0.09	0.2	0.04	0.14	<.001	<.001	20	4.4
B614768	0.046	0.016	<.01	<.01	<2	0.001	0.001	0.02	1.11	<.01	0.002	<.001	<.001	<.01	0.77	0.03	0.001	0.67	0.64	0.04	0.41	0.001	<.001	17	4.95
B614769	0.01	0.04	<.01	<.01	<2	<.001	0.002	0.02	1.95	<.01	0.001	<.001	0.001	<.01	0.55	0.055	0.001	0.67	0.72	0.08	0.41	0.001	<.001	4	4.7
B614770 (I	<.001	0.001	<.01	0.01	<2	0.005	0.001	0.05	3.91	<.01	0.007	<.001	<.001	<.01	0.87	0.097	0.005	0.91	2.15	0.05	0.13	0.001	<.001	<1	3.5
B614771	0.032	0.04	<.01	0.01	2	0.001	0.001	0.02	1.47	<.01	0.001	<.001	<.001	<.01	0.88	0.048	0.001	0.49	0.65	0.05	0.38	0.001	<.001	8	4.95
B614772	0.021	0.033	<.01	<.01	<2	0.001	0.001	0.03	2.38	<.01	0.001	<.001	<.001	<.01	0.75	0.065	0.001	0.8	0.89	0.06	0.47	0.001	<.001	10	4.9
B614773	0.042	0.01	<.01	<.01	<2	0.001	0.001	0.02	1.21	<.01	0.001	<.001	<.001	<.01	0.66	0.048	0.001	0.62	0.75	0.04	0.33	0.001	<.001	9	5
B614774	0.063	0.001	<.01	<.01	<2	<.001	<.001	0.01	0.26	<.01	0.002	<.001	0.001	<.01	0.41	0.012	<.001	0.2	0.36	0.01	0.17	0.001	<.001	13	4.8
B614775	0.016	0.001	<.01	<.01	<2	<.001	<.001	<.01	0.18	<.01	0.002	<.001	<.001	<.01	0.4	0.008	<.001	0.13	0.34	0.01	0.15	<.001	<.001	2	4.15
B614776	0.032	0.001	<.01	<.01	<2	<.001	<.001	0.01	0.21	<.01	0.002	<.001	<.001	<.01	0.52	0.012	<.001	0.2	0.42	0.02	0.16	0.001	<.001	10	4.65
B614777	0.073	0.002	<.01	<.01	<2	<.001	<.001	0.01	0.43	<.01	0.002	<.001	0.001	<.01	1.14	0.013	0.001	0.3	0.52	0.03	0.16	0.001	<.001	22	4.45
B614778	0.079	0.007	<.01	<.01	<2	0.001	0.001	0.01	0.75	<.01	0.001	<.001	0.001	<.01	0.51	0.026	0.001	0.48	0.59	0.03	0.15	<.001	<.001	44	4.5
B614779	0.036	0.005	<.01	<.01	<2	0.001	<.001	0.01	0.59	<.01	0.002	<.001	0.001	<.01	0.84	0.015	0.001	0.64	0.78	0.03	0.28	0.001	<.001	9	4.2
B614780	0.064	0.001	<.01	<.01	<2	0.001	<.001	0.01	0.39	<.01	0.003	<.001	<.001	<.01	0.36	0.027	0.001	0.51	0.57	0.07	0.23	0.001	<.001	31	4.45
B614781	0.026	0.001	<.01	<.01	<2	0.001	<.001	0.01	0.4	<.01	0.009	<.001	<.001	<.01	0.38	0.018	0.002	0.53	0.65	0.06	0.27	<.001	<.001	5	4.4
B614782	0.05	0.018	<.01	<.01	<2	0.001	0.001	0.02	1.79	<.01	0.006	<.001	<.001	<.01	0.75	0.047	0.002	0.86	1.14	0.08	0.4	0.002	<.001	19	4.5
B614783	0.022	0.012	<.01	<.01	<2	0.001	0.001	0.02	2.01	<.01	0.003	<.001	<.001	<.01	0.8	0.039	0.003	0.98	1.18	0.07	0.46	0.001	<.001	7	4.9
B614784	0.015	0.001	<.01	<.01	<2	<.001	<.001	0.01	0.29	<.01	0.002	<.001	<.001	<.01	0.3	0.02	<.001	0.27	0.38	0.05	0.19	0.001	<.001	5	4.2
B614785	0.051	0.001	<.01	<.01	<2	<.001	<.001	0.01	0.29	<.01	0.003	<.001	0.001	<.01	0.41	0.019	0.001	0.43	0.5	0.04	0.27	0.001	<.001	25	3.7
B614786	0.028	0.004	<.01	<.01	<2	0.001	0.001	0.01	0.9	<.01	0.001	<.001	<.001	<.01	0.69	0.027	0.001	0.43	0.71	0.04	0.25	<.001	<.001	10	4
B614787	0.031	0.006	<.01	<.01	<2	<.001	0.001	0.01	1.15	<.01	0.001	<.001	<.001	<.01	0.65	0.019	<.001	0.46	0.65	0.04	0.23	0.001	<.001	7	2
B614788	0.062	0.001	<.01	<.01	<2	<.001	<.001	<.01	0.29	<.01	<.001	<.001	<.001	<.01	0.02	0.009	<.001	0.01	0.18	0.03	0.14	<.001	<.001	27	1.95
B614789	0.072	0.001	<.01	<.01	<2	<.001	<.001	<.01	0.21	<.01	<.001	<.001	<.001	<.01	0.1	0.01	<.001	0.02	0.17	0.03	0.13	<.001	<.001	37	4.35
STANDAR	0.048	0.557	1.53	4.29	157	0.364	0.044	0.2	22.9	0.23	0.17	0.03	0.132	<.01	2.31	0.08	0.068	1.66	1.44	0.2	0.5	0.041	0.176	<1	-
B614790 (I	<.001	0.001	<.01	0.01	<2	0.005	0.001	0.04	3.66	<.01	0.006	<.001	<.001	<.01	0.74	0.037	0.005	0.86	2.06	0.05	0.13	<.001	<.001	1	3.5
B614791	0.129	0.001	<.01	<.01	<2	<.001	<.001	<.01	0.27	<.01	0.001	<.001	0.001	<.01	0.28	0.009	<.001	0.06	0.25	0.03	0.15	<.001	<.001	122	4.45
B614792	0.05	0.001	<.01	<.01	<2	0.001	<.001	0.01	0.82	<.01	0.002	<.001	0.001	<.01	0.3	0.015	0.001	0.19	0.71	0.08	0.25	<.001	<.001	54	4.5
B614793	0.042	0.001	<.01	<.01	<2	<.001	<.001	<.01	0.33	<.01	0.001	<.001	<.001	<.01	0.28	0.009	<.001	0.07	0.28	0.04	0.18	<.001	<.001	37	3.85
B614794	0.052	0.001	<.01	<.01	<2	<.001	<.001	0.01	0.22	<.01	0.001	<.001	<.001	<.01	0.31	0.01	<.001	0.08	0.29	0.04	0.18	<.001	<.001	41	4.3
B614795	0.063	0.001	<.01	<.01	<2	<.001	<.001	<.01	0.23	<.01	0.001	<.001	0.001	<.01	0.27	0.009	<.001	0.09	0.27	0.03	0.18	<.001	<.001	65	4.4
B614796	0.16	0.001	<.01	<.01	<2	<.001	<.001	<.01	0.2	<.01	0.001	<.001	0.002	<.01	0.27	0.007	<.001	0.04	0.23	0.03	0.17	<.001	<.001	128	4.45
B614797	0.078	0.001	<.01	<.01	<2	<.001	<.001	<.01	0.17	<.01	0.001	<.001	0.001	<.01	0.37	0.009	<.001	0.03	0.2	0.03	0.14	<.001	<.001	65	4.2

RE B6147	0.077	0.001	<.01	<.01	<2	<.001	<.001	<.01	0.18	<.01	0.001	<.001	<.001	<.01	0.36	0.01	<.001	0.03	0.2	0.03	0.14	<.001	<.001	65	-
RRE B614	0.085	0.001	<.01	<.01	<2	<.001	<.001	0.01	0.17	<.01	0.001	<.001	0.001	<.01	0.39	0.01	<.001	0.04	0.21	0.03	0.15	<.001	<.001	69	-
B614798	0.058	0.001	<.01	<.01	<2	<.001	<.001	<.01	0.19	<.01	0.001	<.001	0.001	<.01	0.24	0.009	<.001	0.06	0.27	0.04	0.14	<.001	<.001	43	3.45
B614799	0.077	0.001	<.01	<.01	<2	<.001	<.001	0.01	0.19	<.01	0.004	<.001	0.001	<.01	1.11	0.011	<.001	0.13	0.42	0.03	0.14	<.001	<.001	62	3.3
B614800	0.049	0.001	<.01	<.01	<2	<.001	<.001	0.01	0.24	<.01	0.002	<.001	<.001	<.01	0.57	0.013	<.001	0.09	0.32	0.04	0.16	<.001	<.001	26	3.6
B614801	0.085	0.001	<.01	<.01	<2	<.001	<.001	0.01	0.21	<.01	0.004	<.001	0.001	<.01	0.69	0.012	<.001	0.09	0.33	0.04	0.16	<.001	<.001	76	4.4
B614802	0.07	0.001	<.01	<.01	<2	<.001	<.001	0.01	0.22	<.01	0.003	<.001	<.001	<.01	0.63	0.014	<.001	0.06	0.3	0.04	0.15	<.001	<.001	72	4
B614803	0.088	0.001	<.01	<.01	<2	<.001	<.001	0.01	0.27	<.01	0.003	<.001	<.001	<.01	0.71	0.013	<.001	0.05	0.29	0.04	0.17	<.001	<.001	80	4.6
B614804	0.122	0.001	<.01	<.01	<2	<.001	<.001	0.01	0.24	<.01	0.003	<.001	0.001	<.01	0.54	0.015	<.001	0.09	0.3	0.04	0.16	<.001	<.001	90	4.45
B614805	0.032	0.001	<.01	<.01	<2	<.001	<.001	0.01	0.24	<.01	0.003	<.001	<.001	<.01	0.52	0.017	<.001	0.16	0.4	0.05	0.19	<.001	<.001	29	4.1
B614806	0.07	0.001	<.01	<.01	<2	<.001	<.001	0.01	0.68	<.01	0.004	<.001	<.001	<.01	0.67	0.016	<.001	0.08	0.33	0.04	0.17	<.001	<.001	67	4.35
B614807	0.205	0.001	<.01	<.01	<2	<.001	<.001	0.01	0.22	<.01	0.003	<.001	0.001	<.01	0.54	0.013	<.001	0.08	0.29	0.03	0.15	<.001	<.001	155	4.2
B614808	0.427	0.001	<.01	<.01	<2	0.001	<.001	<.01	0.23	<.01	0.001	<.001	<.001	<.01	0.3	0.007	<.001	0.04	0.18	0.02	0.13	<.001	<.001	349	4.5
B614809	0.108	0.001	<.01	<.01	<2	<.001	<.001	0.01	0.31	<.01	0.004	<.001	0.001	<.01	0.52	0.016	<.001	0.15	0.4	0.04	0.17	<.001	<.001	82	3.9
B614810 (	0.001	0.001	<.01	0.01	<2	0.004	0.001	0.04	3.86	<.01	0.007	<.001	<.001	<.01	0.93	0.043	0.006	0.9	2.2	0.06	0.11	<.001	<.001	<1	2.5
B614811	0.074	0.001	<.01	<.01	<2	<.001	<.001	0.01	0.26	<.01	0.004	<.001	<.001	<.01	0.94	0.02	<.001	0.11	0.34	0.04	0.16	<.001	<.001	79	3.6
B614812	0.273	0.001	<.01	<.01	<2	0.001	<.001	0.01	0.25	<.01	0.003	<.001	<.001	<.01	0.52	0.015	<.001	0.09	0.3	0.03	0.15	<.001	<.001	260	4.55
B614813	0.077	0.001	<.01	<.01	<2	<.001	<.001	<.01	0.31	<.01	0.004	<.001	<.001	<.01	0.41	0.014	<.001	0.15	0.4	0.02	0.17	<.001	<.001	74	2.7
B614814	0.105	0.001	<.01	<.01	<2	<.001	<.001	0.01	0.22	<.01	0.004	<.001	<.001	<.01	0.69	0.011	<.001	0.09	0.32	0.03	0.15	<.001	<.001	80	4.15
B614815	0.101	0.001	<.01	<.01	<2	<.001	<.001	0.01	0.17	<.01	0.002	<.001	<.001	<.01	0.54	0.011	<.001	0.04	0.21	0.02	0.14	<.001	0.001	88	4.2
B614816	0.051	0.002	<.01	0.01	<2	<.001	<.001	0.01	0.28	<.01	0.003	<.001	<.001	<.01	0.75	0.017	<.001	0.06	0.26	0.04	0.15	<.001	<.001	42	4
B614817	0.077	0.001	<.01	<.01	<2	<.001	<.001	0.01	0.24	<.01	0.004	<.001	<.001	<.01	0.66	0.015	<.001	0.09	0.36	0.04	0.16	<.001	<.001	53	4.5
B614818	0.039	0.001	<.01	<.01	<2	<.001	<.001	0.01	0.23	<.01	0.003	<.001	0.001	<.01	0.62	0.016	<.001	0.11	0.34	0.05	0.17	<.001	<.001	36	4
B614819	0.081	0.001	<.01	<.01	<2	<.001	<.001	0.01	0.28	<.01	0.002	<.001	<.001	<.01	0.59	0.014	<.001	0.07	0.29	0.04	0.17	<.001	<.001	75	3
B614820	0.086	0.001	<.01	<.01	<2	<.001	<.001	0.01	0.25	<.01	0.002	<.001	<.001	<.01	0.38	0.017	<.001	0.16	0.36	0.05	0.18	0.001	<.001	46	4.2
B614821	0.029	0.002	<.01	<.01	<2	0.001	<.001	0.01	0.24	<.01	0.003	<.001	<.001	<.01	0.45	0.016	<.001	0.17	0.41	0.05	0.19	0.001	<.001	22	3.8
STANDAR	0.049	0.558	1.47	4.28	157	0.372	0.043	0.21	23.24	0.22	0.171	0.029	0.124	<.01	2.23	0.079	0.069	1.68	1.45	0.2	0.49	0.055	0.172	<1	-
B614822	0.038	0.001	<.01	<.01	<2	<.001	<.001	0.01	0.23	<.01	0.002	<.001	0.001	<.01	0.41	0.016	<.001	0.18	0.34	0.03	0.18	<.001	<.001	38	3.4
B614823	0.047	0.002	<.01	<.01	<2	<.001	<.001	0.01	0.22	<.01	0.004	<.001	0.002	<.01	0.41	0.013	<.001	0.1	0.29	0.02	0.14	<.001	<.001	38	4.1
STANDAR	0.048	0.562	1.53	4.26	156	0.363	0.043	0.2	22.32	0.22	0.17	0.03	0.128	<.01	2.26	0.079	0.069	1.66	1.41	0.2	0.49	0.058	0.173	<1	-

From ACME ANALYTICAL LABORATORIES LTD. 852 E. HASTINGS ST. VANCOUVER BC V6A 1R6 PHONE(604)253-3158 FAX(604)253-1716 @ CSV TEXT FORMAT
To New Cantech Ventures Inc.
Acme file # A504975 Page 1 Received: AUG 24 2005 * 97 samples in this disk file.
Analysis: GROUP 7AR - 1.000 GM SAMPLE, AQUA - REGIA (HCL-HNO3-H2O) DIGESTION TO 100 ML, ANALYSED BY ICP-ES.
RE* GROUP 1F-MS - 1.00 GM SAMPLE ANALYZED BY ICP-MS.

ELEMENT	Mo	Cu	Pb	Zn	Ag	Ni	Co	Mn	Fe	As	Sr	Cd	Sb	Bi	Ca	P	Cr	Mg	Al	Na	K	W	Hg	Re*	Sample
SAMPLES	%	%	%	%	gm/mt	%	%	%	%	%	%	%	%	%	%	%	%	%	%	%	%	%	%	ppb	kg
B614824	0.071	0.001	<.01	<.01	<2	<.001	<.001	0.01	0.28	<.01	0.003	<.001	<.001	<.01	0.45	0.019	0.001	0.1	0.31	<.01	0.18	<.001	<.001	55	4.7
B614825	0.07	0.001	<.01	<.01	<2	<.001	<.001	0.01	0.23	<.01	0.003	<.001	<.001	<.01	0.49	0.015	0.001	0.1	0.31	0.02	0.16	<.001	<.001	45	4.5
RE B6148	0.07	0.001	<.01	<.01	<2	<.001	<.001	0.01	0.22	<.01	0.002	<.001	<.001	<.01	0.48	0.014	0.001	0.1	0.29	<.01	0.19	<.001	<.001	40	-
RRE B614	0.07	0.001	<.01	<.01	<2	0.001	<.001	0.01	0.23	<.01	0.003	<.001	<.001	<.01	0.46	0.014	0.001	0.1	0.34	0.04	0.19	<.001	<.001	42	-
B614826	0.074	0.001	<.01	<.01	<2	<.001	<.001	0.01	0.25	<.01	0.004	<.001	<.001	<.01	0.53	0.016	<.001	0.16	0.48	<.01	0.2	<.001	<.001	58	4.4
B614827	0.178	0.001	<.01	<.01	<2	<.001	<.001	0.01	0.47	<.01	0.004	<.001	<.001	<.01	0.38	0.015	0.001	0.23	0.46	<.01	0.17	<.001	<.001	137	4.7
B614828	0.123	<.001	<.01	<.01	<2	<.001	<.001	0.01	0.25	<.01	0.005	<.001	0.001	<.01	0.5	0.021	<.001	0.25	0.47	<.01	0.15	<.001	<.001	131	4.05
B614829	0.187	0.021	<.01	0.03	<2	<.001	<.001	0.02	0.3	<.01	0.003	<.001	0.001	<.01	0.45	0.016	0.001	0.17	0.31	0.03	0.12	<.001	<.001	174	4.2
B614830 (	0.001	<.001	<.01	<.01	<2	0.005	0.002	0.06	4.61	<.01	0.008	<.001	<.001	<.01	0.96	0.051	0.007	1.02	2.4	0.04	0.16	<.001	0.001	<1	2.2
B614831	0.136	0.001	<.01	<.01	<2	<.001	<.001	<.01	0.24	<.01	0.002	<.001	<.001	<.01	0.25	0.013	0.001	0.08	0.26	0.03	0.17	<.001	<.001	121	4.5
B614832	0.083	<.001	<.01	<.01	<2	<.001	<.001	0.01	0.34	<.01	0.002	<.001	<.001	<.01	0.35	0.015	0.001	0.12	0.35	<.01	0.23	<.001	<.001	98	4.5
B614833	0.08	0.001	<.01	<.01	<2	<.001	<.001	0.01	0.36	<.01	0.003	<.001	<.001	<.01	0.36	0.012	0.001	0.11	0.37	0.02	0.2	<.001	<.001	68	3.7
B614834	0.127	0.001	<.01	<.01	<2	<.001	<.001	0.01	0.31	<.01	0.002	<.001	0.001	<.01	0.22	0.014	0.001	0.2	0.37	0.02	0.19	<.001	<.001	86	2.7
B614835	0.23	0.001	<.01	<.01	<2	<.001	<.001	0.01	0.29	<.01	0.001	<.001	0.002	<.01	0.2	0.017	0.001	0.2	0.32	0.04	0.19	<.001	<.001	232	3.7
B614836	0.09	<.001	<.01	<.01	<2	<.001	<.001	0.01	0.32	<.01	0.002	<.001	<.001	<.01	0.26	0.021	0.001	0.26	0.38	0.01	0.23	<.001	<.001	73	3.6
B614837	0.088	0.001	<.01	<.01	<2	<.001	<.001	0.01	0.4	<.01	0.002	<.001	<.001	<.01	0.34	0.021	0.001	0.3	0.48	0.01	0.23	<.001	<.001	76	3.6
B614838	0.148	0.001	<.01	<.01	<2	<.001	<.001	0.01	0.33	<.01	0.001	<.001	<.001	<.01	0.4	0.018	0.001	0.13	0.32	<.01	0.22	<.001	<.001	130	3.7
B614839	0.106	0.003	<.01	<.01	<2	<.001	<.001	<.01	0.2	<.01	0.001	<.001	0.001	<.01	0.15	0.006	0.001	0.12	0.34	0.01	0.23	<.001	<.001	82	4.4
B614840	0.261	0.001	<.01	<.01	<2	<.001	<.001	<.01	0.22	<.01	0.002	<.001	0.001	<.01	0.24	0.012	0.001	0.05	0.23	<.01	0.17	<.001	<.001	286	3.65
B614841	0.182	0.001	<.01	<.01	<2	<.001	<.001	0.01	0.24	<.01	0.003	<.001	<.001	<.01	0.68	0.015	<.001	0.08	0.39	0.01	0.17	<.001	<.001	154	3.9
B614842	0.215	0.001	<.01	<.01	<2	<.001	<.001	0.01	0.33	<.01	0.003	<.001	0.001	<.01	0.61	0.017	<.001	0.08	0.38	0.04	0.17	<.001	<.001	197	2.2
B614843	0.168	<.001	<.01	<.01	<2	<.001	<.001	0.01	0.26	<.01	0.003	<.001	<.001	<.01	0.55	0.013	0.001	0.11	0.43	<.01	0.16	<.001	<.001	167	3.2
B614844	0.092	<.001	<.01	<.01	<2	<.001	<.001	0.01	0.34	<.01	0.004	<.001	<.001	<.01	0.99	0.016	0.001	0.14	0.51	0.05	0.2	<.001	<.001	74	4.65
B614845	0.185	0.001	<.01	<.01	<2	<.001	<.001	0.01	0.54	<.01	0.002	<.001	<.001	<.01	0.49	0.012	0.001	0.2	0.52	0.04	0.24	<.001	<.001	201	3.7
B614846	0.036	<.001	<.01	<.01	<2	<.001	<.001	0.01	0.27	<.01	0.002	<.001	<.001	<.01	0.72	0.018	0.001	0.17	0.44	0.03	0.21	<.001	<.001	31	4.2
B614847	0.114	<.001	<.01	<.01	<2	<.001	<.001	0.02	0.29	<.01	0.003	<.001	0.001	<.01	1.58	0.012	<.001	0.17	0.51	0.02	0.18	<.001	<.001	82	3.5
B614848	0.046	0.001	<.01	<.01	<2	<.001	<.001	0.01	0.35	<.01	0.004	<.001	<.001	<.01	0.66	0.023	<.001	0.24	0.79	0.08	0.18	<.001	<.001	39	3.5
B614849	0.075	0.001	<.01	<.01	<2	<.001	<.001	0.01	0.41	<.01	0.003	<.001	0.001	<.01	1.06	0.016	<.001	0.15	0.5	0.01	0.21	<.001	<.001	64	4.3
B614851	0.136	<.001	<.01	<.01	<2	<.001	<.001	0.01	0.4	<.01	0.003	<.001	<.001	<.01	0.9	0.021	0.001	0.1	0.41	0.02	0.17	<.001	<.001	130	3.9
B614852	0.129	0.001	<.01	<.01	<2	<.001	0.001	0.01	0.47	<.01	0.002	<.001	<.001	<.01	0.62	0.012	<.001	0.06	0.29	0.02	0.16	<.001	<.001	135	3.5
B614853	0.151	0.001	<.01	<.01	<2	<.001	<.001	0.01	0.32	<.01	0.001	<.001	<.001	<.01	0.47	0.015	<.001	0.04	0.26	0.01	0.19	<.001	<.001	143	4.65
B614854	0.057	0.001	<.01	<.01	<2	<.001	<.001	0.01	0.3	<.01	0.002	<.001	<.001	<.01	0.71	0.017	<.001	0.06	0.32	0.04	0.2	<.001	<.001	53	3.4
B614855	0.052	0.006	<.01	<.01	<2	0.001	0.001	0.02	1.68	<.01	0.002	<.001	<.001	<.01	0.93	0.067	0.003	0.88	1.16	0.04	0.8	<.001	<.001	48	6.3
B614856	0.058	0.013	<.01	<.01	<2	0.002	0.002	0.04	3.56	<.01	0.002	<.001	<.001	<.01	0.65	0.089	0.006	1.66	1.88	0.07	1.41	<.001	<.001	54	4.65
STANDAR	0.05	0.557	1.48	4.22	157	0.364	0.047	0.21	24.01	0.23	0.171	0.031	0.133	<.01	2.46	0.086	0.073	1.7	1.49	0.18	0.55	0.074	0.182	1	-
B614857	0.061	0.016	<.01	<.01	<2	<.001	0.001	0.03	2.34	<.01	0.002	<.001	0.001	<.01	1.04	0.053	0.001	0.88	1.29	0.14	0.71	<.001	<.001	54	5.1
B614858	0.117	0.009	<.01	<.01	<2	<.001	0.001	0.04	2.91	<.01	0.002	<.001	<.001	<.01	0.74	0.035	0.001	1.07	1.5	0.12	0.83	<.001	<.001	120	1.95
B614886	0.016	0.002	<.01	<.01	<2	<.001	<.001	0.02	0.87	<.01	0.001	<.001	<.001	<.01	0.21	0.036	<.001	0.46	0.78	0.08	0.33	<.001	<.001	3	1.9
RE B6148	0.015	0.002	<.01	<.01	<2	<.001	<.001	0.02	0.86	<.01	0.001	<.001	<.001	<.01	0.19	0.033	0.001	0.46	0.78	0.07	0.36	<.001	<.001	2	-
RRE B614	0.018	0.002	<.01	<.01	<2	<.001	<.001	0.02	0.81	<.01	0.001	<.001	<.001	<.01	0.21	0.036	0.001	0.46	0.71	0.08	0.34	<.001	<.001	5	-
B614887	0.064	0.004	<.01	<.01	<2	<.001	<.001	0.03	1.34	<.01	0.002	<.001	0.001	<.01	0.15	0.018	0.002	0.42	0.8	0.06	0.42	<.001	<.001	38	4.1
B614888	0.016	0.002	<.01	<.01	<2	<.001	<.001	0.03	1.16	<.01	0.002	<.001	<.001	<.01	0.14	0.019	0.001	0.39	0.66	0.07	0.29	<.001	<.001	17	2.2
B614889	0.015	0.004	<.01	<.01	<2	<.001	<.001	0.03	1.82	<.01	0.001	<.001	<.001	<.01	0.13	0.04	0.001	0.43	0.72	0.11	0.4	<.001	<.001	9	1.5
B614891	0.022	0.004	<.01	<.01	<2	<.001	<.001	0.03	1.74	<.01	0.001	<.001	<.001	<.01	0.13	0.041	0.001	0.39	0.82	0.07	0.48	<.001	<.001	17	2
B614892	0.047	0.005	<.01	<.01	<2	<.001	<.001	0.03	1.4	<.01	0.002	<.001	0.001	<.01	0.17	0.024	0.001	0.36	0.84	0.09	0.47	<.001	<.001	34	4.5
B614893	0.016	0.003	<.01	<.01	<2	<.001	<.001	0.02	1.03	<.01	0.001	<.001	<.001	<.01	0.1	0.017	<.001	0.33	0.62	0.08	0.29	<.001	<.001	14	1.55
B614894	0.058	0.003	<.01	<.01	<2	<.001	<.001	0.02	0.85	<.01	0.005	<.001	<.001	<.01	0.32	0.025	0.001	0.37	0.72	0.13	0.38	<.001	<.001	35	3.3
B614895	0.105	0.006	<.01	<.01	<2	<.001	<.001	0.02	1.49	<.01	0.009	<.001	<.001	<.01	0.3	0.018	<.001	0.35	0.74	0.11	0.41	0.001	<.001	64	3.9
B614896	0.136	0.011	<.01	<.01	<2	<.001	<.001	0.02	1.32	<.01	0.003	<.001	<.001	<.01	0.32	0.057	<.001	0.39	0.72	0.12	0.38	<.001	<.001	84	4.15
B614897	0.073	0.005	<.01	<.01	<2	<.001	<.001	0.01	0.62	<.01	0.003	<.001	<.001	<.01	0.15	0.01	<.001	0.25	0.61	0.06	0.4	<.001	<.001	57	3.25
B614898	0.057	0.005	<.01	<.01	<2	<.001	<.001	0.02	1.03	<.01	0.001	<.001	<.001	<.01	0.47	0.012	<.001	0.29	0.61	0.05	0.34	<.001	<.001	40	4.5
B614899	0.106	0.006	<.01	<.01	<2	<.001	<.001	0.02	1.47	<.01	0.001	<.001	<.001	<.01	0.38	0.019	<.001	0.29	0.7	0.05	0.43	<.001	<.001	91	4.2
B614900	0.08	0.004	<.01	<.01	<2	<.001	<.001	0.02	1.4	<.01	0.001	<.001	<.001	<.01	0.64	0.018	<.001	0.19	0.6	0.05	0.37	<.001	<.001	53	3.5

B614901	0.124	0.003	<.01	<.01	<2	<.001	<.001	0.01	1.04	<.01	0.001	<.001	<.001	<.01	0.87	0.024	<.001	0.1	0.57	0.04	0.33	<.001	<.001	85	3.4
B614902	0.072	0.004	<.01	<.01	<2	<.001	<.001	0.04	2.15	<.01	0.003	<.001	<.001	<.01	2.08	0.028	0.005	0.78	1.08	0.07	0.72	<.001	<.001	58	3.5
B614903	0.089	0.005	<.01	<.01	<2	<.001	<.001	0.01	0.65	<.01	0.001	<.001	<.001	<.01	0.62	0.014	<.001	0.3	0.49	0.09	0.32	<.001	<.001	76	3.6
B614904	0.066	0.004	<.01	<.01	<2	<.001	<.001	0.01	0.71	<.01	0.002	<.001	<.001	<.01	1.15	0.014	<.001	0.19	0.46	0.1	0.23	<.001	<.001	43	3.95
B614905	0.075	0.002	<.01	<.01	<2	<.001	<.001	0.01	0.62	<.01	0.002	<.001	0.001	<.01	1.14	0.01	<.001	0.12	0.52	0.07	0.28	<.001	<.001	48	3.2
B614906	0.055	0.004	<.01	<.01	<2	<.001	<.001	0.01	0.71	<.01	0.002	<.001	<.001	<.01	1.01	0.017	<.001	0.15	0.65	0.11	0.33	<.001	<.001	35	3.3
B614907	0.067	0.004	<.01	<.01	<2	<.001	<.001	0.02	1.25	<.01	0.003	<.001	<.001	<.01	1.32	0.03	<.001	0.27	0.9	0.07	0.37	<.001	<.001	40	3.65
B614908	0.057	0.008	<.01	<.01	<2	<.001	<.001	0.03	2	<.01	0.002	<.001	0.001	<.01	0.79	0.006	0.001	0.45	1.11	0.06	0.6	<.001	<.001	30	3.7
B614909	0.236	0.003	<.01	<.01	<2	<.001	<.001	0.02	0.74	<.01	0.006	<.001	0.001	<.01	3.27	0.015	<.001	0.18	0.6	0.06	0.22	<.001	<.001	155	3.1
B614910 (I	0.001	0.001	<.01	<.01	<2	0.004	0.001	0.05	4.11	<.01	0.007	<.001	<.001	<.01	0.95	0.044	0.006	0.88	2.26	0.1	0.17	<.001	<.001	<1	3.75
B614911	0.086	0.006	<.01	<.01	<2	<.001	<.001	0.02	1.63	<.01	0.003	<.001	<.001	<.01	1.02	0.013	0.001	0.62	1.45	0.03	0.45	<.001	<.001	45	3.6
B614912	0.059	0.003	<.01	<.01	<2	<.001	<.001	0.02	0.56	<.01	0.002	<.001	0.001	<.01	1.17	0.058	<.001	0.41	0.87	0.09	0.26	<.001	<.001	31	3
B614913	0.115	0.003	<.01	<.01	<2	<.001	<.001	0.01	0.51	<.01	0.002	<.001	<.001	<.01	0.69	0.012	<.001	0.36	0.78	0.11	0.32	<.001	<.001	45	3.6
B614914	0.09	0.003	<.01	<.01	<2	<.001	<.001	0.02	0.61	<.01	0.002	<.001	<.001	<.01	0.65	0.025	0.001	0.46	0.87	0.15	0.39	<.001	<.001	52	3.45
B614915	0.05	0.004	<.01	<.01	<2	<.001	<.001	0.02	0.85	<.01	0.001	<.001	<.001	<.01	0.53	0.013	0.001	0.66	1.07	0.11	0.51	<.001	<.001	37	3
B614916	0.091	0.006	<.01	<.01	<2	<.001	<.001	0.02	0.84	<.01	0.001	<.001	<.001	<.01	0.4	0.04	0.001	0.57	0.96	0.12	0.54	<.001	<.001	56	2.45
STANDAR	0.048	0.554	1.46	4.28	155	0.37	0.042	0.19	21.96	0.21	0.166	0.028	0.128	<.01	2.23	0.085	0.068	1.53	1.35	0.24	0.51	0.066	0.169	<1	-
B614917	0.09	0.006	<.01	<.01	<2	<.001	0.001	0.02	0.98	<.01	0.005	<.001	<.001	<.01	0.71	0.036	0.001	0.56	1.04	0.13	0.49	<.001	<.001	60	3.2
B614918	0.091	0.007	<.01	<.01	<2	<.001	<.001	0.02	1.61	<.01	0.002	<.001	<.001	<.01	0.17	0.014	0.001	0.53	1.44	0.12	0.89	<.001	<.001	57	3.8
B614919	0.088	0.009	<.01	<.01	<2	<.001	0.001	0.03	1.69	<.01	0.002	<.001	<.001	<.01	0.31	0.005	0.002	0.59	1.26	0.11	0.68	<.001	<.001	42	3.8
B614920	0.082	0.003	<.01	<.01	<2	<.001	<.001	0.02	0.9	<.01	0.001	<.001	<.001	<.01	0.32	0.013	0.001	0.53	0.91	0.08	0.47	<.001	<.001	53	3.8
B614921	0.063	0.002	<.01	<.01	<2	<.001	<.001	0.01	0.51	<.01	0.002	<.001	<.001	<.01	1.12	0.027	0.001	0.36	0.58	0.03	0.22	<.001	<.001	42	2.9
B614922	0.061	0.004	<.01	<.01	<2	<.001	<.001	0.01	0.48	<.01	0.001	<.001	<.001	<.01	0.63	0.048	0.001	0.34	0.63	0.06	0.28	<.001	<.001	37	2.85
B614923	0.176	0.002	<.01	<.01	<2	<.001	<.001	0.01	0.4	<.01	0.001	<.001	<.001	<.01	1.05	0.019	<.001	0.25	0.65	0.01	0.23	<.001	<.001	97	3.2
B614924	0.055	0.002	<.01	<.01	<2	<.001	<.001	0.01	0.52	<.01	0.003	<.001	0.001	<.01	0.56	0.052	0.001	0.46	0.74	0.05	0.3	<.001	<.001	29	3.1
B614925	0.067	0.001	<.01	<.01	<2	<.001	<.001	0.01	0.45	<.01	0.002	<.001	<.001	<.01	1	0.118	0.001	0.41	0.76	0.04	0.37	<.001	<.001	37	3.3
B614926	0.156	0.003	<.01	<.01	<2	<.001	<.001	0.01	0.57	<.01	0.001	<.001	<.001	<.01	0.59	0.053	0.001	0.42	0.69	0.08	0.33	<.001	<.001	80	3.9
B614927	0.057	0.001	<.01	<.01	<2	<.001	<.001	0.01	0.97	<.01	0.002	<.001	<.001	<.01	0.29	0.024	0.001	0.6	0.91	0.11	0.5	<.001	<.001	32	3.6
B614928	0.042	0.004	<.01	<.01	<2	<.001	<.001	0.01	1.06	<.01	0.001	<.001	0.001	<.01	0.98	0.029	0.001	0.47	1.03	0.03	0.51	<.001	<.001	24	3.5
B614929	0.078	0.001	<.01	<.01	<2	<.001	<.001	0.01	0.35	<.01	0.001	<.001	0.001	<.01	1.08	0.013	<.001	0.28	0.66	0.09	0.26	<.001	<.001	37	3.8
RE B6149	0.076	0.001	<.01	<.01	<2	<.001	<.001	0.01	0.35	<.01	0.001	<.001	<.001	<.01	1.05	0.016	<.001	0.28	0.65	0.09	0.28	<.001	<.001	39	-
RRE B614	0.084	0.002	<.01	<.01	<2	<.001	<.001	0.01	0.35	<.01	0.001	<.001	<.001	<.01	1.45	0.014	<.001	0.3	0.64	0.06	0.27	<.001	<.001	56	-
B614930 (I	0.001	<.001	<.01	<.01	<2	0.004	0.001	0.05	4.07	<.01	0.008	<.001	<.001	<.01	0.92	0.04	0.007	0.88	2.49	0.19	0.25	<.001	<.001	<1	3.9
B614931	0.043	0.001	<.01	<.01	<2	<.001	<.001	0.01	0.48	<.01	0.001	<.001	<.001	<.01	1.72	0.024	<.001	0.14	0.61	0.02	0.26	<.001	<.001	19	3.5
B614932	0.151	0.001	<.01	<.01	<2	<.001	<.001	0.01	0.36	<.01	0.001	<.001	<.001	<.01	0.53	0.013	<.001	0.1	0.35	0.04	0.24	<.001	<.001	68	4
B614933	0.073	0.005	<.01	<.01	<2	<.001	<.001	0.01	0.83	<.01	0.001	<.001	<.001	<.01	0.56	0.015	<.001	0.27	0.66	0.04	0.32	<.001	<.001	43	4.4
B614934	0.059	0.003	<.01	<.01	<2	<.001	<.001	0.01	0.77	<.01	0.001	<.001	0.001	<.01	1.18	0.045	<.001	0.24	0.76	0.05	0.28	<.001	<.001	34	4
B614935	0.084	0.006	<.01	<.01	<2	<.001	<.001	0.02	1.59	<.01	0.002	<.001	<.001	<.01	0.65	0.011	0.001	0.36	0.92	0.07	0.37	<.001	<.001	40	5
B614936	0.061	0.01	<.01	<.01	<2	<.001	<.001	0.03	1.98	<.01	0.002	<.001	<.001	<.01	1.21	0.017	<.001	0.29	0.99	0.05	0.31	<.001	<.001	45	3.5
B614937	0.063	0.006	<.01	<.01	<2	<.001	<.001	0.05	2.27	<.01	0.001	<.001	0.001	<.01	0.37	0.035	0.001	0.37	0.92	0.04	0.41	<.001	<.001	35	5
B614938	0.073	0.004	<.01	<.01	<2	<.001	<.001	0.06	2.14	<.01	0.001	<.001	<.001	<.01	0.89	0.028	<.001	0.33	1.03	<.01	0.38	<.001	<.001	39	4.2
B614939	0.089	0.002	<.01	<.01	<2	<.001	0.001	0.05	2.46	<.01	0.005	<.001	<.001	<.01	0.83	0.017	0.001	0.38	1.31	0.08	0.43	<.001	<.001	50	3.9
B614940	0.05	0.001	<.01	<.01	<2	0.001	<.001	0.04	2.14	<.01	0.002	<.001	<.001	<.01	0.6	0.034	0.001	0.37	1.09	0.07	0.36	<.001	<.001	24	3.8
B614941	0.028	0.002	<.01	<.01	<2	<.001	<.001	0.04	2.06	<.01	0.002	<.001	<.001	<.01	0.54	0.051	0.001	0.37	1.15	0.07	0.4	<.001	<.001	15	3.1
B614942	0.029	<.001	<.01	<.01	<2	<.001	<.001	0.04	2.09	<.01	0.002	<.001	<.001	<.01	0.38	0.017	0.001	0.38	1.38	0.16	0.56	<.001	<.001	8	3.5
B614943	0.031	0.002	<.01	<.01	<2	<.001	<.001	0.04	2.36	<.01	0.001	<.001	<.001	<.01	0.45	0.059	0.001	0.4	1.24	0.09	0.46	<.001	<.001	10	2.6
STANDAR	0.048	0.566	1.42	4.25	158	0.351	0.045	0.2	22.75	0.22	0.168	0.029	0.13	<.01	2.32	0.082	0.071	1.58	1.35	0.16	0.51	0.066	0.172	<1	-

From ACME ANALYTICAL LABORATORIES LTD. 852 E. HASTINGS ST. VANCOUVER BC V6A 1R6 PHONE(604)253-3158 FAX(604)253-1716 @ CSV TEXT FORMAT
To New Cantech Ventures Inc.
Acme file # A505101 Page 1 Received: AUG 26 2005 * 178 samples in this disk file.
Analysis: GROUP 7AR - 1.000 GM SAMPLE, AQUA - REGIA (HCL-HNO3-H2O) DIGESTION TO 100 ML, ANALYSED BY ICP-ES.
RE GROUP 1F - 1.00 GM SAMPLE ANALYSIS BY ICP-MS.

ELEMENT	Mo	Cu	Pb	Zn	Ag	Ni	Co	Mn	Fe	As	Sr	Cd	Sb	Bi	Ca	P	Cr	Mg	Al	Na	K	W	Hg	Re*	Sample
SAMPLES	%	%	%	%	gm/mt	%	%	%	%	%	%	%	%	%	%	%	%	%	%	%	%	%	%	ppb	kg
B614850 (r	<.001	0.001	<.01	0.01	<2	0.005	0.001	0.05	4.38	<.01	0.008	<.001	<.001	<.01	0.87	0.048	0.006	1.02	2.4	0.07	0.14	<.001	<.001	<1	2.33
B615013	0.01	0.002	<.01	<.01	<2	0.001	<.001	0.03	1.34	<.01	0.001	<.001	0.001	<.01	0.05	0.014	0.001	0.49	0.79	0.04	0.28	<.001	<.001	4	1.53
B615014	0.022	0.002	<.01	<.01	<2	0.001	<.001	0.02	1.81	<.01	0.001	<.001	<.001	<.01	0.06	0.017	0.001	0.51	0.83	0.04	0.27	<.001	<.001	4	1.74
B615015	0.006	0.002	<.01	<.01	<2	<.001	<.001	0.02	0.62	<.01	0.004	<.001	<.001	<.01	0.16	0.024	0.001	0.34	0.59	0.06	0.15	<.001	<.001	5	1.73
B615016	0.041	0.006	0.01	0.01	<2	0.001	<.001	0.01	0.78	<.01	0.003	<.001	0.001	<.01	0.19	0.026	0.001	0.33	0.57	0.05	0.18	0.003	<.001	28	3.43
B615017	0.07	0.002	<.01	<.01	<2	<.001	<.001	0.01	0.57	<.01	0.001	<.001	0.001	<.01	0.67	0.036	0.001	0.25	0.66	0.03	0.18	0.001	<.001	74	3.26
B615018	0.039	0.004	<.01	<.01	<2	<.001	<.001	0.02	0.8	<.01	0.001	<.001	<.001	<.01	0.78	0.028	0.001	0.12	0.49	0.04	0.17	<.001	<.001	31	3.82
B615019	0.131	0.003	<.01	<.01	<2	0.001	<.001	0.02	1.08	<.01	0.001	<.001	0.001	<.01	0.88	0.015	0.001	0.19	0.7	0.03	0.21	<.001	<.001	142	3.21
B615020 (r	0.001	0.001	<.01	0.01	<2	0.004	0.001	0.05	3.87	<.01	0.006	<.001	0.001	<.01	0.86	0.043	0.005	0.88	2.1	0.06	0.13	0.001	<.001	<1	2.67
B615021	0.095	0.003	<.01	<.01	<2	<.001	<.001	0.01	0.98	<.01	0.001	<.001	<.001	<.01	0.64	0.016	<.001	0.28	0.66	0.03	0.21	0.001	<.001	94	3.78
B615022	0.084	0.002	<.01	<.01	<2	<.001	<.001	0.02	0.95	<.01	0.001	<.001	0.001	<.01	0.68	0.02	0.001	0.41	0.77	0.04	0.22	<.001	<.001	65	3.79
B615023	0.089	0.002	<.01	<.01	<2	<.001	<.001	0.01	0.75	<.01	0.001	<.001	0.001	<.01	0.65	0.015	0.001	0.22	0.49	0.04	0.21	<.001	<.001	79	4.1
B615024	0.059	0.001	<.01	<.01	<2	<.001	<.001	0.01	0.52	<.01	0.001	<.001	0.001	<.01	0.52	0.023	0.001	0.25	0.52	0.04	0.17	<.001	<.001	52	5.07
B615025	0.104	0.003	<.01	<.01	<2	<.001	<.001	0.01	0.46	<.01	<.001	<.001	0.001	<.01	0.22	0.015	<.001	0.04	0.37	0.02	0.18	<.001	<.001	70	4.4
B615026	0.117	0.003	<.01	<.01	<2	<.001	<.001	<.01	0.29	<.01	<.001	<.001	0.002	<.01	0.16	0.01	<.001	0.01	0.19	0.01	0.15	<.001	<.001	107	3.5
B615027	0.101	0.001	<.01	<.01	<2	<.001	<.001	<.01	0.27	<.01	<.001	<.001	0.001	<.01	0.29	0.01	<.001	0.02	0.23	0.02	0.15	<.001	<.001	72	2.85
B615028	0.025	0.002	<.01	<.01	<2	0.001	<.001	0.02	1.13	<.01	0.002	<.001	<.001	<.01	0.85	0.041	0.001	0.67	0.86	0.06	0.43	<.001	<.001	18	3.46
RE B6150	0.026	0.002	<.01	<.01	<2	<.001	<.001	0.02	1.16	<.01	0.002	<.001	<.001	<.01	0.85	0.041	0.001	0.68	0.89	0.06	0.44	<.001	<.001	19	-
RRE B615	0.025	0.003	<.01	<.01	<2	<.001	<.001	0.02	1.16	<.01	0.002	<.001	<.001	<.01	0.81	0.041	0.001	0.68	0.85	0.05	0.43	<.001	<.001	19	-
B615029	0.032	0.009	<.01	<.01	<2	<.001	<.001	0.03	2.01	<.01	0.001	<.001	<.001	<.01	0.72	0.04	0.001	0.64	0.96	0.06	0.5	<.001	<.001	27	3.35
B615030	0.019	0.004	<.01	<.01	<2	0.001	0.001	0.04	2.81	<.01	0.001	<.001	0.001	<.01	0.89	0.031	0.001	0.81	1.35	0.08	0.69	<.001	<.001	19	3.27
B615031	0.029	0.011	<.01	<.01	<2	<.001	0.001	0.04	3.44	<.01	0.005	<.001	<.001	<.01	0.88	0.089	0.001	1.16	1.83	0.14	0.91	<.001	<.001	23	3.54
B615032	0.046	0.004	<.01	<.01	<2	0.001	0.001	0.04	3.29	<.01	0.004	<.001	<.001	<.01	0.72	0.103	0.001	0.79	1.16	0.07	0.52	<.001	<.001	50	4.54
B615033	0.092	0.004	<.01	<.01	<2	0.001	0.001	0.04	3.01	<.01	0.003	<.001	0.001	<.01	0.46	0.013	0.001	0.81	1.24	0.08	0.62	<.001	<.001	89	4.25
B615034	0.053	0.007	<.01	0.01	<2	0.001	0.001	0.04	3.18	<.01	0.005	<.001	<.001	<.01	0.52	0.018	0.001	0.8	1.27	0.08	0.56	0.001	<.001	43	5.41
B615035	0.064	0.004	<.01	<.01	<2	<.001	<.001	0.02	1.38	<.01	0.005	<.001	0.001	<.01	0.44	0.013	0.001	0.62	1.01	0.08	0.42	0.001	<.001	57	3.42
B615036	0.092	0.004	<.01	<.01	<2	0.001	<.001	0.02	2.17	<.01	0.006	<.001	<.001	<.01	0.43	0.019	0.001	0.48	0.98	0.08	0.4	<.001	<.001	71	5.14
B615037	0.029	0.005	<.01	<.01	<2	<.001	<.001	0.03	2.77	<.01	0.007	<.001	<.001	<.01	0.48	0.016	0.001	0.59	1.19	0.1	0.45	0.001	<.001	21	4.77
B615038	0.051	0.009	<.01	<.01	<2	0.001	0.001	0.04	2.69	<.01	0.003	<.001	<.001	<.01	0.45	0.011	0.001	0.67	1.15	0.07	0.56	<.001	<.001	30	5.12
B615039	0.044	0.014	<.01	<.01	<2	0.001	0.001	0.03	2.45	<.01	0.003	<.001	<.001	<.01	0.44	0.015	0.001	0.78	1.14	0.07	0.58	<.001	<.001	23	3.73
B615040 (r	<.001	0.001	<.01	0.01	<2	0.005	0.001	0.05	4.03	<.01	0.007	<.001	<.001	<.01	0.87	0.044	0.005	0.93	2.24	0.06	0.12	<.001	<.001	<1	4.01
B615041	0.051	0.008	<.01	<.01	<2	0.001	0.001	0.03	1.58	<.01	0.001	<.001	<.001	<.01	0.72	0.02	0.001	0.8	1.17	0.07	0.5	0.001	<.001	31	2.59
B615042	0.088	0.009	<.01	0.01	<2	0.007	0.001	0.1	6.84	<.01	0.016	<.001	<.001	<.01	1.65	0.126	0.018	3.76	5.26	0.33	2.89	<.001	<.001	59	3.53
B615043	0.053	0.027	<.01	0.01	<2	0.005	0.001	0.06	4.14	<.01	0.007	<.001	<.001	<.01	0.78	0.068	0.01	2.16	2.72	0.17	1.65	0.001	<.001	37	4.33
STANDAR	0.048	0.554	1.54	4.23	168	0.362	0.043	0.2	22.58	0.22	0.165	0.03	0.128	<.01	2.26	0.078	0.068	1.65	1.43	0.2	0.49	0.061	0.174	1	-
B615044	0.046	0.012	<.01	<.01	<2	0.001	0.001	0.03	1.8	<.01	0.006	<.001	<.001	<.01	0.53	0.024	0.003	0.94	1.39	0.15	0.65	<.001	<.001	30	3.26
B615045	0.063	0.009	<.01	<.01	<2	0.001	<.001	0.02	1.1	<.01	0.004	<.001	<.001	<.01	0.64	0.018	0.001	0.63	1.15	0.1	0.36	0.001	<.001	42	3.69
B615046	0.055	0.018	<.01	0.01	<2	0.003	0.001	0.05	2.97	<.01	0.005	<.001	0.001	<.01	0.72	0.052	0.005	1.6	2.32	0.17	1.35	<.001	<.001	38	4.3
B615047	0.017	0.011	<.01	0.01	<2	0.008	0.001	0.07	6.4	<.01	0.017	<.001	<.001	<.01	2.7	0.125	0.017	3.16	6.56	0.62	2.66	<.001	<.001	9	3.39
B615048	0.007	0.017	<.01	0.01	<2	0.008	0.002	0.08	6.53	<.01	0.011	<.001	<.001	<.01	2	0.12	0.018	3.35	5.45	0.43	2.71	<.001	<.001	11	3.48
B615049	0.017	0.034	<.01	0.01	<2	0.006	0.002	0.09	5.72	<.01	0.004	<.001	0.001	<.01	1.06	0.106	0.016	3.08	3.25	0.14	2.32	0.001	<.001	13	4.78
B615050	0.029	0.02	<.01	0.01	<2	0.003	0.001	0.05	2.72	<.01	0.003	<.001	<.001	<.01	0.76	0.101	0.004	1.38	1.47	0.09	0.82	0.002	<.001	16	4.54
B615051	0.011	0.043	<.01	0.01	<2	0.007	0.002	0.12	6.55	<.01	0.007	<.001	<.001	<.01	1.44	0.124	0.014	3.07	4.23	0.25	2.55	0.002	<.001	7	4.43
B615052	0.018	0.015	<.01	0.01	<2	0.003	0.001	0.05	3.83	<.01	0.003	<.001	<.001	<.01	0.5	0.057	0.007	1.72	2.19	0.12	1.46	<.001	<.001	5	3.75
B615053	0.039	0.009	<.01	0.01	<2	0.001	0.001	0.02	1.77	<.01	0.002	<.001	0.001	<.01	0.32	0.008	0.001	0.52	1.12	0.14	0.53	0.001	<.001	19	3.31
B615054	0.017	0.026	<.01	0.01	<2	0.007	0.002	0.1	6.41	<.01	0.013	<.001	<.001	<.01	1.66	0.12	0.015	3.28	4.74	0.3	2.5	0.001	<.001	16	3.95
B615055	0.015	0.038	<.01	0.02	<2	0.01	0.002	0.13	7.39	<.01	0.009	<.001	<.001	<.01	1.72	0.123	0.019	3.82	5.52	0.32	3.05	0.001	<.001	9	4.06
B615056	0.106	0.035	<.01	0.01	<2	0.007	0.002	0.08	5.69	<.01	0.005	<.001	<.001	<.01	0.9	0.109	0.016	2.54	3.14	0.16	2.04	0.001	<.001	69	4.14
B615057	0.039	0.01	<.01	<.01	<2	0.001	0.001	0.03	2.12	<.01	0.002	<.001	<.001	<.01	0.68	0.047	0.003	0.81	1.37	0.1	0.59	<.001	<.001	16	3.49
B615058	0.012	0.022	<.01	0.01	<2	0.004	0.001	0.09	4.05	<.01	0.003	<.001	0.001	<.01	1.19	0.074	0.01	2.11	2.86	0.15	1.56	0.001	<.001	5	4.79
B615059	0.04	0.009	<.01	<.01	<2	0.001	0.001	0.03	1.69	<.01	0.003	<.001	<.001	<.01	1.2	0.037	0.002	0.75	1.63	0.12	0.48	0.001	<.001	13	3.56
RE B6150	0.041	0.009	<.01	<.01	<2	0.001	<.001	0.03	1.68	<.01	0.003	<.001	<.001	<.01	1.22	0.038	0.002	0.74	1.58	0.11	0.47	0.001	<.001	13	-
RRE B615	0.04	0.01	<.01	<.01	<2	0.001	0.001	0.02	1.65	<.01	0.003	<.001	<.001	<.01	1.14	0.037	0.002	0.72	1.55	0.11	0.46	0.001	<.001	12	-

B615060 (	<.001	0.001	<.01	0.01	<2	0.005	0.001	0.05	4.25	<.01	0.007	<.001	<.001	<.01	0.84	0.05	0.006	0.95	2.28	0.06	0.13	<.001	<.001	<1	3.32
B615061	0.04	0.015	<.01	<.01	<2	<.001	0.001	0.03	2.81	<.01	0.003	<.001	<.001	<.01	0.88	0.016	0.001	0.76	1.68	0.12	0.65	<.001	<.001	9	4.3
B615062	0.027	0.014	<.01	<.01	<2	0.001	0.001	0.03	2.83	<.01	0.003	<.001	<.001	<.01	0.61	0.008	0.001	0.76	1.73	0.1	0.72	<.001	<.001	7	4.21
B615063	0.01	0.018	<.01	<.01	<2	<.001	0.001	0.02	2.61	<.01	0.005	<.001	<.001	<.01	0.52	0.009	0.001	0.44	1.44	0.1	0.48	<.001	<.001	2	3.94
B615064	0.004	0.061	0.01	0.01	3	<.001	0.001	0.02	3.79	<.01	0.002	<.001	<.001	<.01	0.64	0.006	0.001	0.47	1.2	0.09	0.38	0.001	<.001	2	4.75
B615065	0.006	0.012	<.01	<.01	<2	<.001	<.001	0.02	2.02	<.01	0.004	<.001	<.001	<.01	0.91	0.009	<.001	0.41	1.43	0.09	0.35	<.001	<.001	2	3.46
B615066	0.006	0.011	<.01	<.01	<2	<.001	<.001	0.02	2.17	<.01	0.002	<.001	<.001	<.01	0.4	0.018	<.001	0.39	1.27	0.06	0.54	<.001	<.001	2	3.75
B615067	0.007	0.021	<.01	<.01	<2	<.001	0.001	0.02	2.87	<.01	0.002	<.001	<.001	<.01	0.55	0.012	<.001	0.55	1.55	0.1	0.54	0.001	<.001	<1	3.12
B615068	0.005	0.022	<.01	<.01	<2	0.001	0.001	0.02	2.87	<.01	0.002	<.001	<.001	<.01	1.17	0.014	0.001	0.58	1.69	0.07	0.45	<.001	<.001	1	3.33
B615069	0.012	0.007	<.01	<.01	<2	<.001	<.001	0.01	1.43	<.01	0.002	<.001	<.001	<.01	0.66	0.01	0.001	0.35	1.04	0.09	0.28	0.001	<.001	3	2.35
B615070	0.034	0.004	<.01	<.01	<2	<.001	<.001	0.01	1.07	<.01	0.001	<.001	<.001	<.01	1.08	0.01	<.001	0.28	0.91	0.06	0.29	<.001	<.001	3	1.53
B615071	0.011	0.004	<.01	<.01	<2	0.001	<.001	0.03	2.75	<.01	0.002	<.001	<.001	<.01	0.39	0.021	0.002	1.04	1.46	0.1	0.86	<.001	<.001	3	1.74
B615072	0.007	0.004	<.01	0.01	<2	0.001	<.001	0.04	3.39	<.01	0.002	<.001	<.001	<.01	0.33	0.021	0.002	1.12	1.48	0.1	0.86	<.001	<.001	2	0.48
B615073	0.005	0.012	<.01	0.01	<2	0.008	0.001	0.06	4.27	<.01	0.005	<.001	<.001	<.01	1.56	0.029	0.013	1.79	3.92	0.32	1.5	<.001	<.001	<1	0.97
B615074	0.009	0.02	<.01	0.01	<2	0.013	0.002	0.1	6.33	<.01	0.007	<.001	<.001	<.01	1.82	0.067	0.022	3.18	5.48	0.33	2.75	0.001	<.001	4	1.65
B615075	0.021	0.026	<.01	0.01	<2	0.015	0.002	0.1	6.8	<.01	0.01	<.001	<.001	<.01	2.48	0.037	0.027	3.19	6.5	0.41	2.76	<.001	<.001	15	1.34
STANDAR	0.049	0.552	1.55	4.2	160	0.363	0.043	0.2	22.4	0.23	0.174	0.032	0.129	<.01	2.29	0.08	0.068	1.64	1.41	0.2	0.5	0.068	0.175	<1	-
B615076	0.03	0.023	<.01	0.01	<2	0.011	0.002	0.1	6.4	<.01	0.008	<.001	0.001	<.01	1.96	0.073	0.019	2.88	5.13	0.36	2.31	0.002	<.001	23	3.38
B615077	0.014	0.03	<.01	0.01	<2	0.013	0.003	0.1	7.57	<.01	0.007	<.001	0.001	<.01	2.16	0.058	0.019	2.6	5.13	0.37	2.1	0.002	<.001	14	2.69
B615078	0.017	0.038	<.01	0.01	<2	0.016	0.002	0.09	6	<.01	0.011	<.001	0.001	<.01	2.34	0.035	0.022	2.76	5.63	0.44	2.09	0.001	<.001	15	3.3
B615079	0.035	0.033	<.01	0.01	<2	0.017	0.003	0.08	5.99	<.01	0.01	<.001	<.001	<.01	2.45	0.036	0.023	3.11	5.94	0.44	2.43	0.001	<.001	37	4.39
B615080 (	<.001	0.001	<.01	0.01	<2	0.005	0.001	0.05	3.87	<.01	0.007	<.001	<.001	<.01	0.83	0.043	0.005	0.88	2.21	0.07	0.15	<.001	<.001	<1	3.49
B615081	0.018	0.026	<.01	0.01	<2	0.016	0.002	0.09	5.35	<.01	0.011	<.001	0.001	<.01	2.77	0.035	0.022	3.17	6.11	0.5	2.43	<.001	<.001	12	4.01
B615082	0.045	0.022	<.01	0.01	<2	0.017	0.003	0.09	5.79	<.01	0.013	<.001	<.001	<.01	2.58	0.034	0.022	3.42	5.86	0.41	2.45	0.001	<.001	32	3.4
B615083	0.168	0.019	0.01	0.01	<2	0.014	0.002	0.09	4.64	<.01	0.016	<.001	0.002	<.01	2.26	0.03	0.023	3.13	5.11	0.32	2.2	0.001	<.001	150	4.04
B615084	0.081	0.042	0.01	0.02	3	0.018	0.003	0.1	5.79	<.01	0.017	<.001	0.002	<.01	2.81	0.033	0.025	3.59	6.1	0.42	2.4	<.001	<.001	55	3.28
B615085	0.044	0.026	0.01	0.01	<2	0.016	0.002	0.11	5.17	<.01	0.014	<.001	<.001	<.01	3.74	0.037	0.025	3.87	6.16	0.37	2.09	0.002	<.001	17	3.81
B615086	0.071	0.043	0.02	0.02	3	0.015	0.002	0.11	5.58	<.01	0.013	<.001	<.001	<.01	3.01	0.029	0.022	3.38	5.46	0.38	2.16	0.004	<.001	52	3.44
B615087	0.047	0.073	<.01	0.01	2	0.017	0.002	0.11	7.81	<.01	0.008	<.001	<.001	<.01	2.1	0.036	0.027	4.82	5.73	0.28	2.84	0.001	<.001	33	3.14
B615088	0.055	0.012	<.01	<.01	<2	0.001	<.001	0.01	1.04	<.01	0.001	<.001	0.001	<.01	0.78	0.024	0.001	0.53	0.71	0.05	0.38	<.001	<.001	34	3.75
RE B6150	0.055	0.012	<.01	<.01	<2	0.001	<.001	0.01	1.02	<.01	0.001	<.001	<.001	<.01	0.81	0.024	0.001	0.53	0.72	0.05	0.37	<.001	<.001	36	-
RRE B615	0.057	0.011	<.01	<.01	<2	0.001	<.001	0.01	1.04	<.01	0.001	<.001	0.001	<.01	0.79	0.026	0.001	0.53	0.73	0.05	0.38	<.001	<.001	25	-
B615089	0.056	0.016	<.01	<.01	<2	0.001	0.001	0.03	2.09	<.01	0.001	<.001	0.001	<.01	0.64	0.012	0.002	1.05	1.3	0.06	0.57	<.001	<.001	29	4.48
B615090	0.118	0.013	<.01	<.01	<2	0.001	<.001	0.02	1.53	<.01	0.003	<.001	<.001	<.01	0.47	0.032	0.001	0.84	1.2	0.07	0.56	0.001	<.001	62	4.66
B615091	0.119	0.004	<.01	<.01	<2	<.001	<.001	0.02	0.93	<.01	0.006	<.001	<.001	<.01	0.85	0.057	0.001	1.08	1.16	0.07	0.42	<.001	<.001	52	4.19
B615092	0.091	0.005	<.01	<.01	<2	0.001	<.001	0.02	1.05	<.01	0.004	<.001	0.001	<.01	0.69	0.1	0.001	0.95	1.04	0.07	0.47	<.001	<.001	46	4.09
B615093	0.111	0.015	<.01	<.01	<2	<.001	<.001	0.02	1.32	<.01	0.003	<.001	0.001	<.01	0.76	0.101	0.001	0.87	0.97	0.06	0.41	<.001	<.001	57	4.32
B615094	0.131	0.005	<.01	<.01	<2	<.001	<.001	0.01	0.75	<.01	0.001	<.001	0.001	<.01	0.9	0.016	0.001	0.19	0.46	0.03	0.22	<.001	<.001	60	4.34
B615095	0.249	0.005	<.01	0.01	<2	<.001	<.001	<.01	0.34	<.01	0.001	<.001	0.002	<.01	0.71	0.009	0.001	0.03	0.27	0.01	0.16	<.001	<.001	148	4.31
B615096	0.034	0.006	<.01	0.01	<2	0.001	<.001	0.01	0.53	<.01	0.001	<.001	<.001	<.01	1.07	0.009	0.001	0.02	0.24	0.02	0.18	0.001	<.001	8	3.55
B615097	0.047	0.005	<.01	<.01	<2	<.001	<.001	0.01	0.47	<.01	0.002	<.001	<.001	<.01	1.4	0.006	0.001	0.02	0.25	0.02	0.18	<.001	<.001	23	3.75
B615098	0.03	0.002	<.01	<.01	<2	<.001	<.001	0.01	0.39	<.01	0.005	<.001	<.001	<.01	4.14	0.008	<.001	0.04	0.35	0.01	0.15	<.001	<.001	12	1.63
B615099	0.048	0.002	<.01	<.01	<2	<.001	<.001	0.02	0.38	<.01	0.008	<.001	<.001	<.01	6.77	0.007	<.001	0.04	0.33	0.01	0.11	<.001	<.001	26	2.13
B615100 (	0.001	0.001	<.01	0.01	<2	0.004	0.001	0.05	3.97	<.01	0.007	<.001	<.001	<.01	0.95	0.042	0.006	0.92	2.23	0.07	0.14	<.001	<.001	1	2.31
B615101	0.064	0.004	<.01	<.01	<2	<.001	<.001	<.01	0.39	<.01	0.001	<.001	<.001	<.01	1.09	0.008	<.001	0.03	0.35	0.01	0.18	<.001	<.001	22	3.2
B615102	0.042	0.003	<.01	<.01	<2	<.001	<.001	0.01	0.34	<.01	0.001	<.001	<.001	<.01	1.04	0.011	<.001	0.02	0.25	0.02	0.18	<.001	<.001	16	3.08
B615103	0.027	0.014	<.01	<.01	<2	<.001	<.001	0.01	0.69	<.01	0.003	<.001	<.001	<.01	2.18	0.03	0.001	0.23	0.56	0.04	0.29	<.001	<.001	15	3.3
B615104	0.04	0.074	<.01	0.01	<2	0.001	0.001	0.05	2.12	<.01	0.002	<.001	<.001	<.01	1.07	0.043	0.002	0.97	1.38	0.07	0.53	0.001	<.001	14	4.49
B615105	0.04	0.024	<.01	<.01	<2	<.001	<.001	0.03	1.48	<.01	0.001	<.001	<.001	<.01	0.9	0.014	0.001	0.68	0.96	0.06	0.36	0.001	<.001	11	3.19
B615106	0.039	0.017	<.01	<.01	<2	<.001	<.001	0.02	1.64	<.01	0.001	<.001	<.001	<.01	1.26	0.023	0.001	0.41	0.65	0.03	0.26	<.001	<.001	8	4.58
B615107	0.074	0.006	<.01	<.01	<2	<.001	<.001	0.01	0.98	<.01	0.001	<.001	<.001	<.01	1.11	0.026	0.001	0.37	0.61	0.04	0.26	0.001	<.001	27	4.37
STANDAR	0.049	0.571	1.56	4.33	163	0.363	0.043	0.2	22.3	0.22	0.173	0.03	0.126	<.01	2.28	0.076	0.068	1.63	1.36	0.2	0.49	0.061	0.172	1	-
B615108	0.026	0.016	<.01	<.01	<2	<.001	<.001	0.02	1.12	<.01	0.001	<.001	<.001	<.01	0.76	0.049	0.001	0.65	0.75	0.04	0.3	0.001	<.001	11	4.4
B615109	0.037	0.014	<.01	<.01	<2	<.001	<.001	0.03	2	<.01	0.002	<.001	<.001	<.01	0.8	0.055	0.001	1.11	1.19	0.04	0.56	0.001	<.001	14	4.18
B615110	0.043	0.014	<.01	0.01	<2	0.001	0.001	0.04	2.94	<.01	0.005	<.001	0.001	<.01	0.75	0.096	0.001	1.27	1.6	0.08	0.89	0.002	<.001	10	4.71
B615111	0.017	0.027	<.01	<.01	<2	<.001	0.001	0.04	3.9	<.01	0.005	<.001	<.001	<.01	1.04	0.103	0.001	1.4	2.37	0.21	1.22	0.003	<.001	11	4.1
B615112	0.014	0.014	<.01	0.01	<2	<.001	0.001	0.05	4.17	<.01	0.009	<.001	<.001	<.01	1.18	0.085	0.001	1.29	2.38	0.2	1.09	0.002	<.001	7	4.24
B615113	0.028	0.018	<.01	<.01	<2	<.001	0.001	0.04	2.93	<.01	0.004	<.001	<.001	<.01	1.14	0.092	0.001	1.28	1.93	0.14	0.94	0.001	<.001	7	4.04
B615114	0.018	0.044	<.01	<.01	<2	<.001	0.001	0.04	3.31	<.01	0.004	<.001	<.001	<.01	0.84	0.09	0.001	1.38	1.86	0.16	0.87	0.004	<.001	4	3.8
B615115	0.015	0.04	<.01	<.01	<2	<.001	0.001	0.04	3.3	<.01	0.002	<.001	<.001	<.01	0.82	0.118	0.001	1.22	1.57	0.09	0.8	0.001	<.001	3	4.01

B615116	0.014	0.053	<.01	0.01	<2	<.001	0.002	0.04	4.02	<.01	0.002	<.001	<.001	<.01	0.81	0.124	0.001	1.12	1.29	0.11	0.46	0.002	<.001	1	4.42
B615117	0.012	0.072	<.01	0.01	2	<.001	0.002	0.05	4.26	<.01	0.003	<.001	<.001	<.01	1.6	0.131	0.001	1.3	1.73	0.08	0.54	0.003	<.001	4	3.2
B615118	0.022	0.028	<.01	<.01	<2	<.001	0.001	0.03	2.52	<.01	0.002	<.001	<.001	<.01	1.25	0.088	0.001	0.84	1.42	0.11	0.41	0.002	<.001	5	3.08
B615119	0.014	0.006	<.01	<.01	<2	<.001	<.001	0.02	1.8	<.01	0.002	<.001	<.001	<.01	0.84	0.048	0.001	0.74	1.33	0.1	0.45	<.001	<.001	3	2.9
B615120 (I	<.001	0.001	<.01	0.01	<2	0.004	0.001	0.04	3.85	<.01	0.007	<.001	<.001	<.01	0.91	0.041	0.006	0.9	2.14	0.06	0.12	<.001	<.001	<1	2.7
B615121	0.022	0.015	<.01	<.01	<2	<.001	<.001	0.02	2.23	<.01	0.001	<.001	<.001	<.01	0.69	0.028	0.001	0.76	1.26	0.09	0.44	0.001	<.001	7	3.83
B615122	0.014	0.009	<.01	<.01	<2	<.001	0.001	0.02	1.57	<.01	0.001	<.001	<.001	<.01	0.74	0.032	0.001	0.66	1	0.08	0.31	0.001	<.001	3	2.56
B615123	0.016	0.023	<.01	<.01	<2	<.001	0.001	0.03	2.77	<.01	0.002	<.001	<.001	<.01	0.63	0.018	0.001	0.83	1.36	0.11	0.5	0.001	<.001	3	3.03
B615124	0.01	0.072	<.01	0.01	2	0.001	0.002	0.05	5	<.01	0.002	<.001	<.001	<.01	0.9	0.05	0.003	1.05	1.51	0.09	0.35	0.002	<.001	4	3.66
B615125	0.023	0.062	<.01	0.01	3	0.001	0.003	0.05	4.95	<.01	0.002	<.001	<.001	<.01	0.97	0.032	0.002	0.98	1.39	0.1	0.39	0.003	<.001	7	4.26
B615126	0.005	0.045	<.01	0.01	2	0.001	0.001	0.05	4.58	<.01	0.002	<.001	<.001	<.01	0.62	0.043	0.002	0.94	1.4	0.09	0.27	0.002	<.001	1	4.16
B615127	0.004	0.065	<.01	0.01	2	0.001	0.002	0.06	6.58	<.01	0.001	<.001	0.001	<.01	0.8	0.1	0.002	1	1.77	0.09	0.3	0.002	<.001	5	4.77
B615128	0.01	0.053	<.01	0.01	2	<.001	0.001	0.05	3.76	<.01	0.002	<.001	<.001	<.01	0.71	0.036	0.001	0.97	1.52	0.13	0.37	0.003	<.001	2	4.67
B615129	0.012	0.026	<.01	0.01	<2	0.001	0.001	0.02	1.84	<.01	0.002	<.001	<.001	<.01	0.76	0.039	0.001	0.47	0.84	0.1	0.14	0.004	<.001	1	3.89
B615130	0.01	0.001	<.01	<.01	<2	<.001	<.001	<.01	0.17	<.01	<.001	<.001	<.001	<.01	0.03	0.009	<.001	0.02	0.18	0.03	0.13	0.001	<.001	3	1.3
RE B6151	0.01	0.001	<.01	<.01	<2	<.001	<.001	<.01	0.17	<.01	<.001	<.001	0.001	<.01	0.03	0.009	<.001	0.02	0.17	0.03	0.13	<.001	<.001	5	-
RRE B615	0.011	<.001	<.01	<.01	<2	<.001	<.001	<.01	0.15	<.01	<.001	<.001	<.001	<.01	0.03	0.009	<.001	0.02	0.18	0.03	0.14	0.001	<.001	4	-
B615131	0.024	<.001	<.01	<.01	<2	<.001	<.001	<.01	0.17	<.01	<.001	<.001	<.001	<.01	0.12	0.008	<.001	0.02	0.17	0.02	0.15	<.001	<.001	17	2.46
B615132	0.046	0.001	<.01	<.01	<2	<.001	<.001	0.01	0.17	<.01	<.001	<.001	0.001	<.01	0.31	0.01	0.001	0.03	0.19	0.03	0.14	<.001	<.001	41	2.63
B615133	0.077	0.001	<.01	<.01	<2	<.001	<.001	0.01	0.24	<.01	0.001	<.001	0.001	<.01	0.35	0.008	0.001	0.03	0.19	0.03	0.15	<.001	<.001	67	3.59
B615134	0.136	0.001	<.01	<.01	<2	<.001	<.001	0.01	0.17	<.01	0.001	<.001	0.001	<.01	0.35	0.01	0.001	0.03	0.18	0.02	0.13	0.001	<.001	107	3.95
B615135	0.137	0.001	<.01	<.01	<2	<.001	<.001	<.01	0.16	<.01	<.001	<.001	0.001	<.01	0.06	0.009	<.001	0.07	0.2	0.02	0.15	<.001	<.001	143	3.17
B615136	0.133	0.001	<.01	<.01	<2	<.001	<.001	<.01	0.15	<.01	<.001	<.001	0.001	<.01	0.13	0.009	0.001	0.05	0.18	0.03	0.13	<.001	<.001	97	4.04
B615137	0.043	0.001	<.01	<.01	<2	<.001	<.001	<.01	0.18	<.01	0.001	<.001	<.001	<.01	0.37	0.01	0.001	0.05	0.2	0.03	0.14	<.001	<.001	38	3.65
B615138	0.139	0.001	<.01	<.01	<2	<.001	<.001	<.01	0.19	<.01	0.001	<.001	0.001	<.01	0.28	0.008	0.001	0.02	0.17	0.03	0.14	<.001	<.001	117	4.52
B615139	0.052	0.001	<.01	<.01	<2	<.001	<.001	0.01	0.16	<.01	0.001	<.001	<.001	<.01	0.38	0.01	0.001	0.02	0.17	0.03	0.13	<.001	<.001	37	3.36
STANDAR	0.05	0.562	1.53	4.3	165	0.358	0.043	0.19	22.43	0.22	0.161	0.03	0.127	<.01	2.31	0.078	0.067	1.62	1.36	0.19	0.49	0.052	0.173	<1	-
B615140 (I	<.001	0.001	<.01	0.01	<2	0.005	0.001	0.05	4.07	<.01	0.006	<.001	<.001	<.01	0.84	0.042	0.006	0.94	2.22	0.06	0.14	0.001	<.001	<1	2.35
B615141	0.17	<.001	<.01	<.01	<2	<.001	<.001	<.01	0.15	<.01	0.001	<.001	0.002	<.01	0.25	0.007	<.001	0.01	0.18	0.02	0.17	<.001	<.001	125	2.43
B615142	0.095	0.001	<.01	<.01	<2	<.001	<.001	<.01	0.17	<.01	0.001	<.001	0.002	<.01	0.33	0.011	0.001	0.02	0.19	0.03	0.14	<.001	<.001	67	2.79
B615143	0.032	0.001	<.01	<.01	<2	<.001	<.001	0.01	0.18	<.01	0.001	<.001	0.001	<.01	0.4	0.011	<.001	0.02	0.22	0.04	0.15	<.001	<.001	24	2.05
B615144	0.048	0.001	<.01	<.01	<2	<.001	<.001	<.01	0.22	<.01	0.001	<.001	0.001	<.01	0.31	0.011	<.001	0.04	0.23	0.03	0.18	<.001	<.001	25	3.27
B615145	0.055	0.001	<.01	<.01	<2	<.001	<.001	<.01	0.19	<.01	0.001	<.001	0.001	<.01	0.25	0.009	<.001	0.05	0.25	0.02	0.2	<.001	<.001	32	2.94
B615146	0.033	0.001	<.01	<.01	<2	<.001	<.001	<.01	0.18	<.01	0.001	<.001	<.001	<.01	0.29	0.008	<.001	0.05	0.23	0.02	0.17	<.001	<.001	17	2.59
B615147	0.095	0.001	<.01	<.01	<2	<.001	<.001	<.01	0.18	<.01	0.001	<.001	0.001	<.01	0.18	0.007	<.001	0.03	0.26	0.02	0.23	<.001	<.001	34	1.73
B615148	0.108	0.001	<.01	<.01	<2	<.001	<.001	<.01	0.14	<.01	0.001	<.001	0.001	<.01	0.22	0.009	0.001	0.05	0.24	0.03	0.16	<.001	<.001	44	2.43
B615149	0.115	0.001	<.01	<.01	<2	<.001	<.001	<.01	0.16	<.01	0.003	<.001	<.001	<.01	0.59	0.011	<.001	0.06	0.3	0.02	0.15	<.001	<.001	90	4.63
B615150	0.168	0.001	<.01	<.01	<2	<.001	<.001	0.01	0.16	<.01	0.003	<.001	<.001	<.01	0.72	0.011	<.001	0.07	0.31	0.02	0.14	<.001	<.001	156	3
B615151	0.052	0.001	<.01	<.01	<2	<.001	<.001	0.01	0.25	<.01	0.005	<.001	<.001	<.01	0.99	0.015	<.001	0.11	0.51	0.03	0.17	<.001	<.001	50	3.33
B615152	0.168	0.001	<.01	<.01	<2	<.001	<.001	0.01	0.18	<.01	0.002	<.001	<.001	<.01	1.18	0.012	<.001	0.05	0.27	0.02	0.16	<.001	<.001	157	2.28
B615153	0.306	0.001	<.01	<.01	<2	0.001	<.001	0.01	0.24	<.01	0.001	<.001	0.002	<.01	0.52	0.011	0.001	0.04	0.28	0.03	0.2	<.001	<.001	240	3.34
B615154	0.162	0.001	<.01	<.01	<2	<.001	<.001	0.01	0.25	<.01	0.001	<.001	<.001	<.01	0.51	0.012	0.001	0.05	0.27	0.03	0.17	<.001	<.001	128	3.46
B615155	0.472	0.001	<.01	<.01	<2	0.001	<.001	<.01	0.17	<.01	<.001	<.001	0.002	<.01	0.23	0.008	0.001	0.06	0.22	0.02	0.15	<.001	<.001	308	2.77
B615156	0.114	0.001	<.01	<.01	<2	<.001	<.001	0.01	0.19	<.01	0.001	<.001	<.001	<.01	0.42	0.009	0.001	0.04	0.23	0.02	0.18	<.001	<.001	75	3.08
B615157	0.137	0.001	<.01	<.01	<2	<.001	<.001	0.01	0.25	<.01	0.001	<.001	0.001	<.01	0.43	0.01	0.001	0.04	0.27	0.04	0.23	<.001	<.001	113	3.4
B615158	0.073	0.001	<.01	<.01	<2	<.001	<.001	0.01	0.19	<.01	0.001	<.001	0.001	<.01	0.45	0.011	<.001	0.04	0.21	0.03	0.17	<.001	<.001	37	3.19
B615159	0.064	0.001	<.01	<.01	<2	<.001	<.001	0.01	0.21	<.01	0.001	<.001	<.001	<.01	0.53	0.011	<.001	0.04	0.25	0.02	0.18	<.001	<.001	43	3.03
B615160 (I	0.001	0.001	<.01	0.01	<2	0.005	0.001	0.05	4.17	<.01	0.007	<.001	<.001	<.01	0.91	0.049	0.006	0.98	2.36	0.05	0.12	<.001	<.001	2	2.34
B615161	0.053	0.001	<.01	<.01	<2	<.001	<.001	0.01	0.23	<.01	0.001	<.001	0.001	<.01	0.48	0.013	0.001	0.08	0.23	0.03	0.17	<.001	<.001	26	2.78
B615162	0.071	0.001	<.01	<.01	<2	<.001	<.001	0.01	0.31	<.01	0.001	<.001	<.001	<.01	0.47	0.015	0.001	0.12	0.26	0.04	0.2	<.001	<.001	46	4.12
RE B6151	0.07	0.001	<.01	<.01	<2	<.001	<.001	0.01	0.3	<.01	0.001	<.001	0.001	<.01	0.48	0.015	0.001	0.12	0.26	0.04	0.2	<.001	<.001	48	-
RRE B615	0.073	0.001	<.01	<.01	<2	<.001	<.001	0.01	0.25	<.01	0.001	<.001	0.001	<.01	0.47	0.014	<.001	0.11	0.22	0.03	0.19	<.001	<.001	47	-
B615163	0.244	0.002	0.02	0.04	4	<.001	<.001	0.01	0.17	<.01	0.001	0.002	0.002	<.01	0.41	0.01	0.001	0.04	0.17	0.01	0.17	0.001	<.001	245	4.05
B615164	0.13	0.001	<.01	<.01	<2	<.001	<.001	<.01	0.16	<.01	0.001	<.001	<.001	<.01	0.32	0.009	0.001	0.02	0.2	0.01	0.18	0.001	<.001	104	4.17
B615165	0.098	0.001	<.01	<.01	<2	<.001	<.001	0.01	0.14	<.01	0.001	<.001	0.001	<.01	0.43	0.011	<.001	0.03	0.2	0.01	0.16	0.004	<.001	71	3.14
B615166	0.091	0.001	<.01	<.01	<2	<.001	<.001	0.01	0.16	<.01	0.002	<.001	0.001	<.01	0.57	0.011	<.001	0.03	0.23	0.01	0.19	<.001	<.001	90	3.77
B615167	0.055	0.001	0.01	<.01	<2	<.001	<.001	0.01	0.16	<.01	0.003	<.001	<.001	<.01	0.9	0.013	<.001	0.04	0.2	0.01	0.15	<.001	<.001	56	2.77
B615168	0.06	0.003	0.01	<.01	<2	<.001	<.001	0.01	0.2	<.01	0.001	<.001	0.001	<.01	0.49	0.011	<.001	0.03	0.23	0.02	0.21	0.001	<.001	58	3.67
B615169	0.182	0.002	<.01	<.01	<2	<.001	<.001	0.01	0.2	<.01	0.001	<.001	0.001	<.01	0.66	0.011	0.001	0.02	0.19	0.02	0.16	0.001	<.001	219	3.43
B615170	0.017	0.001	<.01	<.01	<2	<.001	<.001	0.01	0.18	<.01	0.001	<.001	<.001	<.01	0.47	0.011	<.001	0.03	0.25	0.02	0.21	<.001	<.001	17	3.49

B615171	0.015	0.001	<.01	<.01	<2	<.001	<.001	0.01	0.25	<.01	0.002	<.001	<.001	<.01	0.79	0.011	<.001	0.05	0.28	0.02	0.18	0.001	<.001	7	3.98
STANDAR	0.049	0.558	1.54	4.37	162	0.358	0.042	0.2	22.4	0.22	0.159	0.028	0.128	<.01	2.29	0.078	0.067	1.64	1.43	0.2	0.49	0.06	0.174	<1	-
B615172	0.027	0.001	<.01	<.01	<2	<.001	<.001	0.01	0.22	<.01	0.002	<.001	<.001	<.01	0.65	0.011	<.001	0.03	0.18	0.01	0.14	<.001	<.001	35	3.14
B615173	0.04	0.002	<.01	0.01	<2	0.001	<.001	0.01	0.37	<.01	0.002	<.001	<.001	<.01	0.71	0.013	<.001	0.07	0.27	0.02	0.19	0.001	<.001	44	3.85
B615174	0.013	0.001	<.01	<.01	<2	<.001	<.001	0.01	0.29	<.01	0.002	<.001	0.001	<.01	0.81	0.014	<.001	0.05	0.23	0.01	0.16	<.001	<.001	9	3.24
B615175	0.013	0.001	<.01	<.01	<2	<.001	<.001	0.02	0.47	<.01	0.003	<.001	<.001	<.01	0.92	0.018	<.001	0.19	0.42	0.01	0.23	<.001	<.001	7	2.91
B615176	0.02	0.001	<.01	<.01	<2	<.001	<.001	0.02	0.43	<.01	0.003	<.001	<.001	<.01	1.9	0.012	0.001	0.36	0.45	0.01	0.25	<.001	<.001	13	2.61
B615177	0.034	0.003	<.01	<.01	<2	0.003	0.001	0.05	2.72	<.01	0.006	<.001	<.001	<.01	1.35	0.051	0.009	2.34	2.38	0.02	1.72	<.001	<.001	30	2.41
B615178	0.074	0.003	<.01	<.01	<2	0.004	0.001	0.06	2.77	<.01	0.006	<.001	<.001	<.01	0.79	0.05	0.011	2.82	2.8	0.02	1.87	<.001	<.001	51	2.58
STANDAR	0.049	0.574	1.57	4.17	165	0.368	0.043	0.2	22.8	0.23	0.17	0.029	0.127	<.01	2.33	0.08	0.07	1.64	1.38	0.21	0.5	0.061	0.177	<1	-

From ACME ANALYTICAL LABORATORIES LTD. 852 E. HASTINGS ST. VANCOUVER BC V6A 1R6 PHONE(604)253-3158 FAX(604)253-1716 @ CSV TEXT FORMAT
To New Cantech Ventures Inc.
Acme file # A505260 Page 1 Received: AUG 31 2005 * 220 samples in this disk file.
Analysis: GROUP 7AR - 1.000 GM SAMPLE, AQUA - REGIA (HCL-HNO3-H2O) DIGESTION TO 100 ML, ANALYSED BY ICP-ES.
RE* GROUP 1F-MS - 1.00 GM SAMPLE ANALYZED BY ICP-MS.

ELEMENT	Mo	Cu	Pb	Zn	Ag	Ni	Co	Mn	Fe	As	Sr	Cd	Sb	Bi	Ca	P	Cr	Mg	Al	Na	K	W	Hg	Re*	Sample
SAMPLES	%	%	%	%	gm/mt	%	%	%	%	%	%	%	%	%	%	%	%	%	%	%	%	%	%	ppb	kg
B614859	0.005	<.001	<.01	<.01	<2	<.001	<.001	0.01	0.24	<.01	0.001	<.001	<.001	<.01	0.05	0.01	<.001	0.06	0.53	0.13	0.36	0.001	<.001	2	2.65
B614860	0.016	<.001	<.01	<.01	<2	0.001	0.002	0.01	0.5	<.01	0.001	<.001	<.001	<.01	0.06	0.01	0.001	0.06	0.46	0.07	0.28	<.001	<.001	6	3.2
B614861	0.01	<.001	<.01	<.01	<2	0.001	<.001	0.01	0.28	<.01	0.001	<.001	0.001	<.01	0.11	0.014	<.001	0.06	0.4	0.08	0.23	<.001	<.001	4	3.45
B614862	0.054	<.001	<.01	<.01	<2	<.001	<.001	0.01	0.25	<.01	0.001	<.001	<.001	<.01	0.19	0.014	0.001	0.09	0.4	0.09	0.23	<.001	<.001	64	2.95
B614863	0.061	<.001	<.01	<.01	<2	0.001	<.001	<.01	0.22	<.01	0.001	<.001	<.001	<.01	0.23	0.014	<.001	0.09	0.42	0.08	0.23	<.001	<.001	85	3.4
B614864	0.042	<.001	<.01	<.01	<2	0.001	<.001	0.01	0.25	<.01	0.001	<.001	0.001	<.01	0.43	0.013	<.001	0.09	0.38	0.07	0.25	<.001	0.001	39	2.95
B614865	0.095	<.001	<.01	<.01	<2	0.001	<.001	0.01	0.31	<.01	0.001	<.001	<.001	<.01	0.33	0.011	<.001	0.04	0.35	0.07	0.22	<.001	<.001	91	4.05
B614866	0.053	<.001	<.01	<.01	<2	<.001	<.001	<.01	0.3	<.01	0.001	<.001	<.001	<.01	0.17	0.013	0.001	0.13	0.51	0.07	0.23	<.001	0.001	41	2.45
B614867	0.056	<.001	<.01	<.01	<2	0.001	<.001	0.01	0.35	<.01	0.001	<.001	0.001	<.01	0.41	0.016	<.001	0.13	0.51	0.07	0.24	<.001	<.001	56	2.8
B614868	0.038	<.001	<.01	<.01	<2	0.001	<.001	0.01	0.34	<.01	0.002	<.001	0.001	<.01	0.85	0.02	<.001	0.11	0.51	0.07	0.22	<.001	<.001	34	3.6
B614869	0.244	<.001	<.01	<.01	<2	<.001	<.001	0.01	0.3	<.01	0.001	<.001	0.001	<.01	0.61	0.018	<.001	0.06	0.42	0.08	0.28	<.001	<.001	303	3.75
B614870 (	0.001	0.001	<.01	<.01	<2	0.005	0.001	0.05	3.96	<.01	0.007	<.001	<.001	<.01	0.92	0.038	0.006	0.87	2.18	0.03	0.15	<.001	<.001	<1	3.2
B614871	0.134	<.001	<.01	<.01	<2	<.001	<.001	0.01	0.26	<.01	0.002	<.001	<.001	<.01	0.74	0.017	<.001	0.07	0.4	0.05	0.25	<.001	<.001	118	3.4
B614872	0.042	<.001	<.01	<.01	<2	0.001	<.001	0.02	1.05	<.01	0.006	<.001	<.001	<.01	1.4	0.021	0.002	0.33	1.05	0.02	0.16	<.001	<.001	36	2.55
B614873	0.015	<.001	<.01	<.01	<2	0.001	<.001	0.01	0.26	<.01	0.007	<.001	<.001	<.01	0.81	0.018	<.001	0.19	0.71	0.03	0.17	<.001	<.001	10	2.2
B614874	0.049	<.001	<.01	<.01	<2	<.001	<.001	0.01	0.26	<.01	0.006	<.001	<.001	<.01	0.71	0.011	<.001	0.13	0.61	0.02	0.18	<.001	0.001	48	2.45
B614875	0.046	<.001	<.01	<.01	<2	<.001	<.001	0.01	0.2	<.01	0.004	<.001	<.001	<.01	1.17	0.014	<.001	0.11	0.46	0.06	0.2	<.001	<.001	55	3.5
B614876	0.135	<.001	<.01	<.01	<2	<.001	<.001	0.01	0.2	<.01	0.002	<.001	0.001	<.01	0.71	0.016	<.001	0.09	0.44	0.02	0.21	<.001	<.001	117	3
B614877	0.277	<.001	<.01	<.01	<2	0.001	<.001	<.01	0.18	<.01	0.001	<.001	0.001	<.01	0.28	0.009	<.001	0.02	0.22	0.04	0.2	<.001	0.001	257	4.05
B614878	0.069	<.001	<.01	<.01	<2	<.001	<.001	0.01	0.38	<.01	0.002	<.001	<.001	<.01	0.77	0.017	0.001	0.06	0.39	0.05	0.21	<.001	<.001	51	3.65
B614879	0.162	0.001	<.01	<.01	<2	0.001	<.001	0.01	0.25	<.01	0.002	<.001	<.001	<.01	0.71	0.016	<.001	0.09	0.44	0.03	0.22	<.001	0.001	138	3.65
B614880	0.162	<.001	<.01	<.01	<2	<.001	<.001	0.01	0.27	<.01	0.002	<.001	<.001	<.01	0.92	0.012	<.001	0.07	0.39	0.06	0.21	<.001	<.001	121	2.95
B614881	0.128	<.001	<.01	<.01	<2	<.001	<.001	0.01	0.17	<.01	0.001	<.001	0.001	<.01	0.39	0.009	<.001	0.05	0.28	0.03	0.22	<.001	<.001	105	3.15
RE B6148	0.128	<.001	<.01	<.01	<2	<.001	<.001	0.01	0.16	<.01	0.001	<.001	<.001	<.01	0.38	0.011	<.001	0.05	0.31	0.03	0.21	<.001	<.001	104	-
RRE B614	0.126	<.001	<.01	<.01	<2	<.001	<.001	0.01	0.19	<.01	0.001	<.001	0.001	<.01	0.4	0.013	<.001	0.05	0.3	0.03	0.19	<.001	<.001	95	-
B614882	0.067	<.001	<.01	<.01	<2	<.001	<.001	0.01	0.26	<.01	0.002	<.001	<.001	<.01	1.2	0.02	0.001	0.11	0.45	<.01	0.22	<.001	<.001	55	3.2
B614883	0.018	<.001	<.01	<.01	<2	<.001	<.001	0.01	0.3	<.01	0.003	<.001	<.001	<.01	1.47	0.016	<.001	0.24	0.5	0.03	0.24	<.001	<.001	11	3.55
B614884	0.014	0.001	<.01	<.01	<2	<.001	<.001	0.01	0.32	<.01	0.002	<.001	<.001	<.01	0.81	0.024	<.001	0.06	0.38	0.03	0.23	<.001	<.001	5	4.95
B614885	0.039	<.001	<.01	<.01	<2	<.001	<.001	0.01	0.25	<.01	0.001	<.001	<.001	<.01	0.51	0.011	<.001	0.11	0.39	0.03	0.23	<.001	<.001	22	3.25
B614944	0.009	0.003	<.01	<.01	<2	<.001	<.001	0.01	0.52	<.01	0.001	<.001	<.001	<.01	0.31	0.027	0.001	0.08	0.44	<.01	0.24	0.001	<.001	6	2.7
B614945	0.005	0.002	<.01	<.01	<2	0.001	<.001	0.01	0.4	<.01	0.001	<.001	<.001	<.01	0.08	0.019	<.001	0.03	0.27	<.01	0.19	<.001	<.001	1	3.05
B614946	0.002	0.001	<.01	<.01	<2	<.001	<.001	<.01	0.29	<.01	<.001	<.001	<.001	<.01	0.06	0.015	0.001	0.02	0.24	<.01	0.21	<.001	<.001	<1	2.9
B614947	0.005	0.001	<.01	<.01	<2	<.001	<.001	<.01	0.22	<.01	<.001	<.001	<.001	<.01	0.01	0.009	<.001	0.01	0.16	0.03	0.14	<.001	<.001	3	2.8
B614948	0.017	0.005	<.01	<.01	<2	<.001	<.001	0.01	0.83	<.01	0.001	<.001	<.001	<.01	0.59	0.028	0.001	0.29	0.78	0.04	0.38	<.001	<.001	16	2.1
STANDAR	0.049	0.554	1.42	4.28	161	0.359	0.044	0.2	22.72	0.22	0.167	0.029	0.128	<.01	2.3	0.079	0.068	1.59	1.36	0.16	0.5	0.065	0.177	1	-
B614949	0.015	0.006	<.01	<.01	<2	0.003	<.001	0.02	1	<.01	0.001	<.001	<.001	<.01	0.69	0.032	<.001	0.31	0.98	0.09	0.38	<.001	<.001	12	3.2
B614950	0.02	0.004	<.01	<.01	<2	0.001	<.001	0.02	0.76	<.01	0.001	<.001	<.001	<.01	0.42	0.025	<.001	0.42	0.74	0.07	0.38	<.001	<.001	16	4.4
B614951	0.018	0.002	<.01	<.01	<2	0.001	<.001	0.02	0.8	<.01	0.001	<.001	0.001	<.01	0.39	0.027	0.001	0.31	0.55	0.08	0.24	<.001	<.001	14	2.7
B614952	0.026	0.003	<.01	<.01	<2	<.001	<.001	0.02	0.65	<.01	0.002	<.001	<.001	<.01	0.44	0.018	0.001	0.36	0.58	0.09	0.27	<.001	0.001	17	4.6
B614953	0.032	0.007	<.01	<.01	<2	<.001	<.001	0.03	1.01	<.01	0.004	<.001	<.001	<.01	0.51	0.033	0.001	0.58	0.97	0.09	0.44	<.001	<.001	22	4.5
B614954	0.074	0.008	<.01	<.01	<2	<.001	<.001	0.03	1.13	<.01	0.002	<.001	<.001	<.01	0.55	0.034	0.001	0.44	0.91	0.05	0.49	<.001	<.001	69	4
B614955	0.072	0.005	<.01	<.01	<2	<.001	<.001	0.02	1.14	<.01	0.001	<.001	<.001	<.01	0.63	0.048	0.001	0.35	0.79	0.01	0.45	<.001	<.001	78	4.9
B614956	0.049	0.004	<.01	<.01	<2	<.001	<.001	0.01	0.57	<.01	0.002	<.001	<.001	<.01	0.51	0.018	<.001	0.11	0.46	0.04	0.28	<.001	<.001	49	4.4
B614957	0.091	0.006	<.01	<.01	<2	<.001	<.001	0.01	1.08	<.01	0.002	<.001	<.001	<.01	0.81	0.02	<.001	0.24	0.72	0.02	0.35	<.001	<.001	98	4.6
B614958	0.102	0.009	<.01	<.01	<2	<.001	<.001	0.02	2.15	<.01	0.002	<.001	<.001	<.01	0.52	0.024	0.001	0.42	0.9	0.04	0.46	<.001	<.001	121	4.6
B614959 (	0.001	0.001	<.01	<.01	<2	0.004	0.001	0.05	3.97	<.01	0.007	<.001	<.001	<.01	0.84	0.042	0.006	0.89	2.28	0.03	0.14	<.001	<.001	<1	2.5
B614960	0.093	0.007	<.01	<.01	<2	0.001	0.001	0.04	2.1	<.01	0.002	<.001	<.001	<.01	1.02	0.055	0.005	1.25	1.82	0.07	0.84	<.001	<.001	93	4.45
B614961	0.057	0.002	<.01	<.01	<2	<.001	<.001	0.02	0.92	<.01	0.005	<.001	<.001	<.01	0.84	0.021	<.001	0.42	0.95	0.01	0.33	<.001	<.001	55	4.9
B614962	0.093	0.004	<.01	<.01	<2	<.001	<.001	0.02	1.02	<.01	0.005	<.001	<.001	<.01	1.44	0.051	0.001	0.38	0.96	0.02	0.27	<.001	<.001	83	4.5
B614963	0.135	0.003	<.01	<.01	<2	0.001	<.001	0.02	0.96	<.01	0.003	<.001	<.001	<.01	0.81	0.025	0.001	0.46	0.94	0.06	0.4	0.002	<.001	132	4.4
B614964	0.102	0.014	<.01	<.01	<2	<.001	0.001	0.04	1.78	<.01	0.003	<.001	<.001	<.01	0.61	0.01	<.001	0.55	1	0.02	0.45	0.001	<.001	100	4.7
B614965	0.129	0.035	<.01	0.01	<2	<.001	0.002	0.03	3.16	<.01	0.003	<.001	<.001	<.01	0.74	0.01	<.001	0.38	0.92	0.11	0.3	0.003	<.001	136	5.05
B614966	0.064	0.028	<.01	<.01	<2	0.001	0.001	0.04	3	<.01	0.002	<.001	<.001	<.01	1.01	0.012	<.001	0.41	0.97	0.07	0.37	0.002	<.001	47	4.7

B614967	0.041	0.016	<.01	<.01	<2	<.001	0.001	0.04	2.69	<.01	0.001	<.001	<.001	<.01	0.47	0.006	0.001	0.79	1.24	0.12	0.65	0.001	<.001	25	4.6
B614968	0.085	0.011	<.01	<.01	<2	0.001	0.001	0.04	2.13	<.01	0.003	<.001	<.001	<.01	1.78	0.01	<.001	0.73	1.05	0.08	0.55	<.001	<.001	69	4.8
B614969	0.029	0.015	<.01	<.01	<2	0.003	0.001	0.07	4.2	<.01	0.002	<.001	<.001	<.01	0.91	0.079	0.008	2	2.56	0.15	1.73	<.001	<.001	20	4.45
B614970	0.06	0.011	<.01	<.01	<2	0.005	0.002	0.1	5.07	<.01	0.002	<.001	<.001	<.01	0.8	0.106	0.014	2.86	3.67	0.1	2.62	0.001	<.001	32	4.9
B614971	0.103	0.024	<.01	<.01	<2	<.001	0.001	0.03	3.02	<.01	0.001	<.001	0.001	<.01	0.51	0.008	0.001	0.83	1.55	0.18	0.7	<.001	<.001	55	4.05
B614972	0.036	0.012	<.01	<.01	<2	0.001	0.001	0.05	2.6	<.01	0.002	<.001	<.001	<.01	0.98	0.02	0.002	1.32	1.59	0.11	0.76	<.001	<.001	28	3.45
B614973	0.248	0.004	<.01	<.01	<2	<.001	<.001	0.02	1.08	<.01	0.002	<.001	<.001	<.01	1.49	0.011	0.001	0.54	0.97	0.07	0.41	<.001	<.001	158	4.25
B614974	0.074	0.008	<.01	<.01	<2	<.001	0.001	0.03	2.02	<.01	0.002	<.001	<.001	<.01	0.55	0.001	0.001	0.64	1.19	0.07	0.48	<.001	<.001	42	4.85
B614975	0.078	0.006	<.01	<.01	<2	<.001	<.001	0.02	1.45	<.01	0.003	<.001	<.001	<.01	0.66	0.007	0.001	0.55	1	0.08	0.36	<.001	<.001	41	4.5
B614976	0.123	0.003	<.01	<.01	<2	<.001	0.001	0.05	2.38	<.01	0.008	<.001	<.001	<.01	0.78	0.003	0.001	0.54	1.34	0.03	0.47	<.001	<.001	74	5
B614977	0.154	0.003	<.01	<.01	<2	<.001	0.001	0.04	2.1	<.01	0.01	<.001	<.001	<.01	1.02	0.007	0.001	0.4	1.56	0.13	0.4	<.001	<.001	89	4.75
B614978	0.092	0.003	<.01	<.01	<2	0.001	0.001	0.06	3.02	<.01	0.004	<.001	<.001	<.01	0.64	0.006	0.001	0.51	1.44	0.14	0.53	<.001	<.001	52	3.75
B614979	0.132	0.004	<.01	<.01	<2	<.001	0.001	0.05	2.8	<.01	0.004	<.001	<.001	<.01	0.99	0.006	0.001	0.54	1.35	0.03	0.49	<.001	<.001	57	4.7
RE B6149	0.128	0.004	<.01	<.01	<2	<.001	0.001	0.05	2.72	<.01	0.004	<.001	<.001	<.01	0.98	0.004	0.001	0.53	1.35	0.05	0.48	<.001	<.001	62	-
RRE B614	0.122	0.005	<.01	<.01	<2	0.001	0.001	0.05	2.73	<.01	0.004	<.001	<.001	<.01	0.95	0.003	0.001	0.54	1.33	0.06	0.47	<.001	<.001	50	-
B614980 (r	0.001	0.001	<.01	<.01	<2	0.004	0.001	0.05	3.98	<.01	0.008	<.001	<.001	<.01	0.88	0.044	0.006	0.89	2.24	<.01	0.13	<.001	<.001	1	2.1
STANDAR	0.05	0.567	1.44	4.29	163	0.357	0.045	0.2	22.98	0.22	0.175	0.03	0.131	<.01	2.32	0.083	0.07	1.6	1.36	0.15	0.51	0.066	0.178	<1	-
B614981	0.162	0.004	<.01	<.01	<2	<.001	0.001	0.05	2.26	<.01	0.003	<.001	0.001	<.01	1.82	0.027	<.001	0.45	1.24	0.04	0.52	<.001	<.001	67	4.35
B614982	0.181	0.008	<.01	<.01	<2	<.001	0.001	0.04	2.02	<.01	0.008	<.001	<.001	<.01	1.23	0.095	0.001	0.44	1.01	0.06	0.39	<.001	<.001	83	4.4
B614983	0.061	0.016	<.01	<.01	<2	0.001	0.001	0.03	2.6	<.01	0.009	<.001	<.001	<.01	1.11	0.025	0.001	0.63	1.47	0.09	0.38	<.001	<.001	21	4.5
B614984	0.063	0.004	<.01	<.01	<2	0.001	0.001	0.04	2.68	<.01	0.003	<.001	<.001	<.01	0.6	0.009	0.001	0.47	1.47	0.05	0.54	0.001	<.001	30	4.5
RE B6149	0.063	0.004	<.01	<.01	<2	<.001	0.001	0.04	2.71	<.01	0.002	<.001	<.001	<.01	0.61	0.009	0.001	0.47	1.47	0.14	0.54	<.001	<.001	34	-
RRE B614	0.062	0.005	<.01	<.01	<2	0.001	0.001	0.04	2.69	<.01	0.003	<.001	<.001	<.01	0.61	0.007	0.001	0.46	1.59	0.09	0.6	<.001	<.001	23	-
B614985	0.067	0.006	<.01	<.01	<2	0.001	<.001	0.02	1.56	<.01	0.002	<.001	<.001	<.01	1.29	0.017	0.001	0.56	1.32	0.08	0.41	<.001	<.001	25	4.1
B614986	0.181	0.007	<.01	<.01	<2	<.001	<.001	0.02	1.18	<.01	0.002	<.001	<.001	<.01	0.98	0.014	0.001	0.61	1.29	0.08	0.34	<.001	<.001	60	4.6
B614987	0.118	0.01	<.01	<.01	<2	<.001	<.001	0.02	1.26	<.01	0.003	<.001	<.001	<.01	0.78	0.027	0.001	0.47	1.03	0.14	0.24	0.001	<.001	45	4.7
B614988	0.023	0.004	<.01	<.01	<2	0.001	0.001	0.01	1.01	<.01	0.007	<.001	0.001	<.01	0.54	0.022	0.001	0.4	1.17	0.26	0.35	0.001	<.001	9	4.8
B614989	0.143	0.005	<.01	<.01	<2	<.001	0.001	0.02	1.44	<.01	0.008	<.001	<.001	<.01	0.94	0.019	0.001	0.46	1.42	0.11	0.43	0.001	<.001	33	4.95
B614990	0.019	0.003	<.01	<.01	<2	<.001	0.001	0.04	2.44	<.01	0.006	<.001	<.001	<.01	1.06	0.005	0.001	0.52	1.95	0.08	0.68	<.001	<.001	3	4.7
B614991	0.025	0.004	<.01	<.01	<2	<.001	0.001	0.04	2.68	<.01	0.004	<.001	<.001	<.01	1.21	0.004	<.001	0.42	1.61	0.12	0.58	<.001	<.001	2	4.6
B614992	0.05	0.005	<.01	<.01	<2	<.001	<.001	0.02	1.74	<.01	0.006	<.001	<.001	<.01	1.51	0.016	0.001	0.44	1.76	0.11	0.3	0.001	<.001	9	4.2
B614993	0.056	0.004	<.01	<.01	<2	<.001	0.001	0.02	1.51	<.01	0.005	<.001	<.001	<.01	2.13	0.019	0.001	0.38	1.98	0.12	0.21	<.001	<.001	10	4.95
B614994	0.037	0.006	<.01	<.01	<2	<.001	0.001	0.02	2.12	<.01	0.007	<.001	<.001	<.01	2.26	0.015	<.001	0.5	2.58	0.16	0.36	<.001	<.001	3	4
B614995	0.028	0.007	<.01	<.01	<2	0.001	0.001	0.03	2.47	<.01	0.005	<.001	<.001	<.01	1.46	0.019	<.001	0.47	1.87	0.16	0.42	<.001	<.001	6	5.1
B614996	0.025	0.007	<.01	<.01	<2	<.001	<.001	0.02	1.84	<.01	0.007	<.001	0.001	<.01	1.35	0.011	0.001	0.44	1.87	0.24	0.38	0.001	<.001	4	4.5
B614997	0.053	0.009	<.01	<.01	<2	<.001	0.001	0.02	1.84	<.01	0.007	<.001	<.001	<.01	1.35	0.051	<.001	0.33	1.6	0.16	0.42	<.001	<.001	14	4.5
B614998	0.016	0.005	<.01	<.01	<2	<.001	<.001	0.01	1.5	<.01	0.007	<.001	<.001	<.01	0.93	0.025	0.001	0.3	1.66	0.18	0.48	<.001	<.001	8	4.95
B614999	0.01	0.023	<.01	<.01	<2	0.001	0.001	0.01	3.3	<.01	0.008	<.001	<.001	<.01	0.98	0.067	0.001	0.39	1.82	0.3	0.31	<.001	<.001	6	4.8
B615000	0.013	0.019	<.01	<.01	<2	<.001	0.001	0.03	2.97	<.01	0.009	<.001	<.001	<.01	1.19	0.059	0.003	0.65	2.6	0.37	0.61	0.001	<.001	5	3.6
B615001	0.013	0.02	<.01	<.01	2	0.001	0.001	0.02	2.71	<.01	0.005	<.001	0.001	<.01	0.87	0.046	0.001	0.36	1.89	0.32	0.45	0.001	<.001	5	3.65
B615002 (r	<.001	0.001	<.01	<.01	<2	0.004	0.001	0.05	4.1	<.01	0.008	<.001	<.001	<.01	0.9	0.045	0.007	0.91	2.59	0.24	0.3	<.001	<.001	<1	3
B615003	0.023	0.031	<.01	<.01	<2	<.001	0.002	0.02	3.72	<.01	0.005	<.001	<.001	<.01	1.13	0.05	0.001	0.49	2.13	0.29	0.35	0.002	<.001	9	3.5
B615004	0.009	0.024	0.01	0.01	3	<.001	0.001	0.02	3.1	<.01	0.003	<.001	0.001	<.01	0.89	0.066	0.001	0.5	2.02	0.29	0.5	0.002	<.001	4	2.5
B615005	0.007	0.032	<.01	<.01	<2	<.001	0.001	0.02	3.14	<.01	0.004	<.001	<.001	<.01	1.03	0.083	0.001	0.54	2.3	0.37	0.46	0.001	<.001	4	3.5
B615006	0.003	0.018	<.01	<.01	<2	<.001	0.001	0.02	2.37	<.01	0.002	<.001	<.001	<.01	0.94	0.059	0.001	0.47	1.59	0.22	0.46	<.001	<.001	3	3.6
B615007	0.003	0.032	<.01	<.01	<2	<.001	0.001	0.01	3.24	<.01	0.003	<.001	0.001	0.01	0.92	0.05	0.001	0.49	1.86	0.32	0.34	0.001	<.001	8	3.6
B615008	0.012	0.014	<.01	<.01	<2	<.001	0.001	0.01	1.98	<.01	0.002	<.001	<.001	<.01	0.69	0.049	0.001	0.31	1.46	0.26	0.38	0.001	<.001	8	3
B615009	0.008	0.009	<.01	<.01	<2	<.001	<.001	0.02	1.8	<.01	0.002	<.001	0.001	0.01	0.44	0.018	<.001	0.33	1.21	0.12	0.56	0.001	<.001	2	4
B615010	0.007	0.003	<.01	<.01	<2	<.001	<.001	0.02	1.66	<.01	0.003	<.001	0.001	<.01	0.52	0.023	0.001	0.5	1.46	0.21	0.53	<.001	<.001	2	3.1
B615011	0.003	0.009	<.01	<.01	<2	<.001	0.001	0.03	2.79	<.01	0.002	<.001	0.001	<.01	0.37	0.026	<.001	0.44	1.36	0.11	0.6	0.001	<.001	<1	4.1
B615012	0.002	0.015	0.04	0.04	7	<.001	0.001	0.03	2.23	<.01	0.001	0.001	0.001	<.01	0.4	0.033	<.001	0.46	1.39	0.13	0.53	<.001	<.001	1	2.35
STANDAR	0.049	0.561	1.45	4.27	162	0.356	0.045	0.2	23.26	0.22	0.174	0.029	0.128	<.01	2.33	0.085	0.071	1.6	1.38	0.2	0.49	0.066	0.178	<1	-
B615179	0.012	0.009	<.01	<.01	<2	0.001	0.001	0.01	1.81	<.01	0.002	<.001	0.001	<.01	1.18	0.018	0.001	0.22	0.7	0.08	0.42	<.001	<.001	3	3
B615180 (r	<.001	0.001	<.01	<.01	<2	0.005	0.001	0.05	3.93	<.01	0.008	<.001	<.001	<.01	0.89	0.04	0.006	0.88	2.2	0.08	0.14	<.001	<.001	<1	2.45
B615181	0.012	0.009	<.01	<.01	<2	0.001	0.001	0.01	1.38	<.01	0.002	<.001	<.001	<.01	1.12	0.012	0.001	0.45	0.83	0.13	0.48	<.001	<.001	2	3.7
B615182	0.012	0.008	<.01	<.01	<2	0.001	0.001	0.01	1.39	<.01	0.002	<.001	<.001	<.01	1.2	0.018	0.001	0.4	0.79	0.09	0.48	<.001	<.001	1	3
B615183	0.006	0.018	<.01	<.01	<2	0.001	0.001	0.02	2.16	<.01	0.002	<.001	<.001	<.01	0.89	0.036	0.002	0.72	1.16	0.08	0.57	<.001	<.001	2	3.3
B615184	0.005	0.014	<.01	<.01	<2	0.001	0.002	0.02	3.08	<.01	0.002	<.001	<.001	<.01	0.72	0.035	0.002	0.95	1.29	0.11	0.59	<.001	<.001	3	3.2
B615185	0.01	0.002	<.01	<.01	<2	0.001	<.001	<.01	0.45	<.01	0.001	<.001	0.001	<.01	0.51	0.009	<.001	0.06	0.36	0.06	0.32	<.001	<.001	<1	2.5
B615186	0.01	0.004	<.01	<.01	<2	<.001	<.001	<.01	0.42	<.01	0.001	<.001	<.001	<.01	0.42	0.006	<.001	0.03	0.29	<.01	0.29	<.001	<.001	<1	2.8

B615187	0.007	0.009	<.01	<.01	<2	<.001	0.002	0.03	2.53	<.01	0.006	<.001	<.001	<.01	4.02	0.044	0.001	0.67	0.9	0.04	0.42	<.001	<.001	2	3.2
B615188	0.011	0.021	<.01	<.01	<2	0.002	0.002	0.02	3.01	<.01	0.002	<.001	<.001	<.01	0.76	0.049	0.001	0.97	1.23	0.19	0.61	<.001	<.001	1	3.25
B615189	0.008	0.02	<.01	<.01	<2	0.002	0.002	0.02	2.21	<.01	0.002	<.001	<.001	<.01	0.62	0.054	0.001	0.88	1.16	0.15	0.57	0.001	<.001	2	3
B615190	0.018	0.072	<.01	<.01	<2	0.006	0.002	0.04	3.78	<.01	0.003	<.001	<.001	<.01	0.92	0.028	0.009	1.94	2.38	0.11	1.23	<.001	<.001	3	3.25
B615191	0.018	0.01	<.01	<.01	<2	0.001	0.001	0.02	1.56	<.01	0.004	<.001	<.001	<.01	2.69	0.017	0.001	0.77	1.21	0.1	0.35	<.001	<.001	3	3.1
RE B61519	0.018	0.011	<.01	<.01	<2	0.001	<.001	0.02	1.53	<.01	0.003	<.001	<.001	<.01	2.69	0.017	0.001	0.76	1.2	0.05	0.34	<.001	<.001	3	-
RRE B615	0.017	0.01	<.01	<.01	<2	0.001	0.001	0.02	1.55	<.01	0.004	<.001	0.001	<.01	2.82	0.02	0.001	0.78	1.23	0.02	0.34	<.001	<.001	3	-
B615192	0.013	0.007	<.01	<.01	<2	0.001	0.001	0.01	1.01	<.01	0.002	<.001	0.002	<.01	0.47	0.015	0.001	0.46	0.83	0.15	0.36	<.001	<.001	<1	2.5
B615193	0.011	0.004	<.01	<.01	<2	<.001	<.001	0.01	0.56	<.01	0.001	<.001	<.001	<.01	0.41	0.009	<.001	0.14	0.51	0.07	0.43	0.001	<.001	1	2.9
B615194	0.013	0.001	<.01	<.01	<2	<.001	<.001	0.01	0.32	<.01	0.001	<.001	<.001	<.01	0.61	0.01	<.001	0.06	0.38	<.01	0.32	0.001	<.001	3	3.2
B615195	0.039	0.002	<.01	<.01	<2	0.001	<.001	0.01	0.38	<.01	0.001	<.001	<.001	<.01	0.7	0.013	<.001	0.07	0.38	0.01	0.31	<.001	<.001	4	3.1
B615196	0.021	0.001	<.01	<.01	<2	<.001	<.001	0.01	0.32	<.01	0.002	<.001	<.001	<.01	0.9	0.005	<.001	0.05	0.4	0.09	0.25	<.001	<.001	2	2.4
B615197	0.018	0.001	<.01	<.01	<2	<.001	<.001	0.01	0.44	<.01	0.003	<.001	<.001	<.01	2.18	0.009	<.001	0.21	0.7	0.08	0.3	<.001	<.001	2	2.25
B615198	0.026	0.01	<.01	<.01	<2	0.004	0.001	0.02	2.52	<.01	0.004	<.001	0.001	<.01	1.91	0.034	0.01	1.52	2.44	0.06	1.26	<.001	<.001	5	1.7
B615199	0.012	0.018	<.01	<.01	<2	0.005	0.001	0.02	2.78	<.01	0.003	<.001	<.001	<.01	1.29	0.079	0.011	1.48	2.31	0.14	1.38	<.001	<.001	2	1.3
B615200 (I	<.001	0.001	<.01	<.01	<2	0.005	0.001	0.05	3.62	<.01	0.007	<.001	<.001	<.01	0.88	0.041	0.006	0.81	2.08	0.1	0.15	<.001	<.001	<1	2.9
B615201	0.025	0.007	<.01	<.01	<2	0.001	<.001	0.01	1.12	<.01	0.002	<.001	<.001	<.01	1.13	0.112	0.001	0.44	1.06	0.09	0.37	<.001	<.001	6	2.3
B615202	0.013	0.006	<.01	<.01	<2	0.001	<.001	0.02	1.42	<.01	0.003	<.001	<.001	<.01	1.51	0.057	0.002	0.83	1.51	0.16	0.52	<.001	<.001	3	3.7
B615203	0.017	0.008	<.01	<.01	<2	<.001	0.001	0.02	1.63	<.01	0.002	<.001	0.001	<.01	1.02	0.068	0.001	0.52	1.01	0.13	0.25	<.001	<.001	4	3.05
B615204	0.044	0.023	<.01	<.01	<2	<.001	0.001	0.02	1.99	<.01	0.003	<.001	<.001	<.01	0.93	0.036	0.001	0.52	1.32	0.23	0.27	<.001	<.001	9	2.85
B615205	0.056	0.005	<.01	<.01	<2	0.002	0.001	0.02	1.71	<.01	0.005	<.001	<.001	<.01	1.67	0.043	0.005	1.01	1.54	0.14	0.7	<.001	<.001	10	3.4
B615206	0.07	0.002	<.01	<.01	<2	0.001	<.001	0.01	0.6	<.01	0.002	<.001	<.001	<.01	0.89	0.021	0.001	0.24	0.63	0.06	0.39	<.001	<.001	14	3.2
B615207	0.038	0.001	<.01	<.01	<2	0.001	<.001	<.01	0.26	<.01	0.001	<.001	<.001	<.01	0.41	0.009	<.001	0.01	0.29	0.1	0.26	<.001	<.001	9	2.5
B615208	0.139	0.002	<.01	<.01	<2	<.001	<.001	<.01	0.34	<.01	0.002	<.001	<.001	<.01	1.64	0.009	<.001	0.02	0.42	0.03	0.23	<.001	<.001	31	3.4
B615209	0.029	0.001	<.01	<.01	2	<.001	<.001	0.01	0.35	<.01	0.002	<.001	<.001	<.01	0.53	0.017	<.001	0.12	0.44	0.06	0.29	0.001	<.001	8	3.7
B615210	0.035	0.01	<.01	<.01	<2	<.001	<.001	0.02	1.31	<.01	0.006	<.001	<.001	<.01	1.02	0.104	0.001	0.53	1.11	0.18	0.36	<.001	<.001	9	3.6
STANDAR	0.049	0.553	1.43	4.28	159	0.37	0.043	0.2	22.68	0.22	0.174	0.029	0.128	<.01	2.28	0.084	0.069	1.57	1.36	0.17	0.5	0.062	0.175	<1	-
B615211	0.021	0.012	<.01	<.01	<2	<.001	0.001	0.02	1.58	<.01	0.012	<.001	<.001	<.01	0.64	0.065	0.001	0.59	1.15	0.26	0.35	<.001	<.001	6	3.7
B615212	0.026	0.009	<.01	<.01	<2	<.001	<.001	0.02	1.3	<.01	0.008	<.001	<.001	<.01	0.49	0.042	0.001	0.55	0.92	0.12	0.25	<.001	<.001	5	4
B615213	0.024	0.002	<.01	<.01	<2	<.001	<.001	0.01	0.83	<.01	0.006	<.001	<.001	<.01	0.47	0.045	0.001	0.53	1	0.2	0.36	<.001	<.001	4	3.5
B615214	0.014	0.004	<.01	<.01	2	<.001	<.001	0.02	1.09	<.01	0.005	<.001	0.001	<.01	0.54	0.028	0.001	0.62	1.18	0.19	0.39	<.001	<.001	5	4
B615215	0.043	0.002	<.01	<.01	<2	<.001	<.001	0.01	1.09	<.01	0.004	<.001	<.001	<.01	0.38	0.021	0.001	0.69	1.3	0.2	0.58	<.001	<.001	12	3.45
B615216	0.022	0.024	<.01	<.01	<2	<.001	0.001	0.02	2.06	<.01	0.006	<.001	0.001	<.01	0.75	0.057	0.001	0.68	1.37	0.24	0.35	<.001	<.001	5	3.3
B615217	0.034	0.048	<.01	<.01	<2	0.004	0.002	0.04	5.28	<.01	0.01	<.001	0.001	<.01	1.34	0.11	0.009	2.1	3.31	0.32	1.68	<.001	<.001	5	4.6
B615218	0.018	0.038	<.01	<.01	<2	0.006	0.001	0.06	6.08	<.01	0.011	<.001	<.001	<.01	1.58	0.077	0.013	2.87	4.62	0.4	2.3	0.001	<.001	5	4.05
B615219	0.019	0.013	<.01	<.01	<2	<.001	<.001	0.02	2.13	<.01	0.005	<.001	0.001	<.01	0.83	0.06	0.001	0.75	1.6	0.24	0.49	<.001	<.001	7	4.05
B615220 (I	<.001	0.001	<.01	<.01	<2	0.005	0.001	0.05	3.94	<.01	0.007	<.001	<.001	<.01	0.9	0.041	0.006	0.89	2.18	0.1	0.17	<.001	<.001	<1	3.6
B615221	0.004	0.037	<.01	<.01	<2	0.001	0.001	0.03	3.88	<.01	0.007	<.001	<.001	<.01	1.26	0.068	0.001	1.06	2.34	0.29	0.66	<.001	<.001	5	3.7
B615222	0.009	0.039	<.01	<.01	<2	0.001	0.001	0.03	4.15	<.01	0.007	<.001	<.001	<.01	1.31	0.072	0.002	1.04	2.45	0.4	0.66	<.001	<.001	4	3.5
B615223	0.008	0.053	<.01	<.01	<2	0.003	0.001	0.04	6.31	<.01	0.006	<.001	<.001	<.01	1.94	0.073	0.005	1.11	3.3	0.47	0.67	0.001	<.001	6	3.75
B615224	0.005	0.03	<.01	<.01	<2	0.002	0.001	0.03	4.44	<.01	0.004	<.001	<.001	<.01	1.27	0.062	0.006	1.05	2.57	0.35	0.74	<.001	<.001	2	4.1
B615225	0.004	0.075	<.01	<.01	2	0.001	0.002	0.03	5.2	<.01	0.007	<.001	<.001	<.01	1.26	0.048	0.003	0.79	2.2	0.34	0.5	<.001	<.001	3	4.6
RE B6152	0.004	0.075	<.01	<.01	3	0.001	0.002	0.03	5.25	<.01	0.007	<.001	<.001	<.01	1.27	0.047	0.003	0.8	2.24	0.33	0.5	0.001	<.001	2	-
RRE B615	0.004	0.079	<.01	<.01	2	0.001	0.002	0.03	5.38	<.01	0.007	<.001	<.001	<.01	1.23	0.049	0.003	0.81	2.19	0.35	0.49	0.001	<.001	2	-
B615226	0.037	0.027	<.01	<.01	<2	0.002	0.001	0.02	3.6	<.01	0.006	<.001	<.001	<.01	1.17	0.054	0.004	0.98	2.29	0.26	0.69	<.001	<.001	8	3.5
B615227	0.008	0.057	<.01	<.01	<2	0.001	0.002	0.04	4.31	<.01	0.005	<.001	<.001	<.01	2.17	0.065	0.005	1.15	2.11	0.19	0.6	<.001	<.001	5	2.85
B615228	0.019	0.011	<.01	<.01	<2	<.001	0.001	0.02	1.69	<.01	0.006	<.001	<.001	<.01	0.81	0.072	0.001	0.66	1.16	0.1	0.36	<.001	<.001	3	3.4
B615229	0.031	0.018	<.01	<.01	<2	<.001	0.001	0.03	2.26	<.01	0.015	<.001	0.001	<.01	0.86	0.089	0.001	1.13	1.67	0.18	0.57	0.001	<.001	6	3.95
B615230	0.023	0.012	<.01	<.01	<2	<.001	0.001	0.02	1.69	<.01	0.004	<.001	0.001	<.01	0.99	0.127	0.001	0.8	1.5	0.23	0.45	0.001	<.001	6	3.5
B615231	0.015	0.025	<.01	<.01	<2	<.001	0.001	0.02	2.58	<.01	0.004	<.001	<.001	<.01	0.69	0.052	0.001	0.67	1.15	0.18	0.25	0.002	<.001	8	3.6
B615232	0.016	0.014	<.01	<.01	<2	<.001	<.001	0.02	1.76	<.01	0.003	<.001	0.001	<.01	0.8	0.041	0.001	0.62	1.55	0.27	0.42	<.001	<.001	3	3.75
B615233	0.024	0.007	<.01	<.01	<2	<.001	<.001	0.02	1.38	<.01	0.003	<.001	<.001	<.01	0.52	0.029	0.001	0.74	1.32	0.17	0.55	<.001	<.001	7	2
B615234	0.021	0.01	<.01	<.01	<2	<.001	0.001	0.02	1.14	<.01	0.002	<.001	0.001	<.01	0.64	0.036	0.001	0.59	1.23	0.15	0.43	<.001	<.001	3	3.45
B615235	0.014	0.008	<.01	<.01	<2	<.001	<.001	0.01	1.04	<.01	0.002	<.001	0.001	<.01	0.71	0.026	0.001	0.52	1.18	0.19	0.26	<.001	<.001	3	3.8
B615236	0.043	0.001	<.01	<.01	<2	<.001	<.001	0.01	0.73	<.01	0.003	<.001	<.001	<.01	0.73	0.037	0.001	0.6	1.51	0.24	0.46	<.001	<.001	11	2.2
B615237	0.022	0.008	<.01	<.01	<2	<.001	0.001	0.02	1.4	<.01	0.002	<.001	<.001	<.01	0.62	0.042	0.001	0.75	1.37	0.18	0.48	<.001	<.001	3	3.7
B615238	0.065	0.003	<.01	<.01	<2	<.001	<.001	0.01	0.92	<.01	0.001	<.001	<.001	<.01	0.12	0.014	<.001	0.49	0.83	0.11	0.42	<.001	<.001	24	2.75
B615239	0.07	0.002	<.01	<.01	<2	<.001	<.001	0.01	0.48	<.01	0.001	<.001	0.001	<.01	0.22	0.016	0.001	0.4	0.57	0.03	0.28	<.001	<.001	28	3.2
B615240 (I	0.001	<.001	<.01	<.01	<2	0.004	0.001	0.05	4.07	<.01	0.01	<.001	0.001	<.01	0.98	0.052	0.006	0.9	2.39	0.08	0.18	<.001	<.001	1	2.7
B615241	0.041	0.003	<.01	<.01	<2	<.001	<.001	0.01	0.52	<.01	0.001	<.001	<.001	<.01	0.33	0.017	<.001	0.44	0.58	0.08	0.31	<.001	<.001	14	4.35

B615242	0.102	0.004	<.01	<.01	<2	<.001	<.001	0.01	0.56	<.01	0.001	<.001	0.001	<.01	0.32	0.013	0.001	0.32	0.54	0.05	0.28	<.001	<.001	27	3
STANDAR	0.049	0.557	1.42	4.28	161	0.37	0.044	0.2	22.73	0.22	0.179	0.03	0.132	<.01	2.26	0.081	0.069	1.57	1.35	0.2	0.51	0.061	0.177	<1	-
B615243	0.05	0.014	<.01	<.01	<2	<.001	0.001	0.02	1.18	<.01	0.001	<.001	0.001	<.01	0.51	0.008	0.001	0.68	0.91	0.04	0.39	<.001	<.001	16	3.15
B615244	0.064	0.016	<.01	<.01	<2	0.001	0.001	0.02	1.36	<.01	0.001	<.001	0.001	<.01	0.51	0.022	0.001	0.51	0.68	<.01	0.27	<.001	<.001	22	3.5
B615245	0.054	0.008	<.01	<.01	<2	<.001	0.001	0.02	1.07	<.01	0.001	<.001	<.001	<.01	0.63	0.022	0.001	0.61	0.82	0.03	0.38	<.001	<.001	19	3.7
B615246	0.035	0.004	<.01	<.01	<2	<.001	<.001	0.01	0.42	<.01	<.001	<.001	<.001	<.01	0.48	0.016	0.001	0.19	0.43	0.01	0.23	<.001	<.001	10	2.75
B615247	0.018	0.001	<.01	<.01	<2	<.001	<.001	0.01	0.24	<.01	0.001	<.001	0.001	<.01	0.28	0.007	<.001	0.08	0.31	<.01	0.21	<.001	<.001	5	3.4
B615248	0.03	0.001	<.01	<.01	<2	<.001	<.001	<.01	0.18	<.01	0.001	<.001	<.001	<.01	0.22	0.008	0.001	0.01	0.3	<.01	0.28	<.001	<.001	6	3.65
B615249	0.019	0.001	<.01	<.01	<2	<.001	<.001	<.01	0.22	<.01	<.001	<.001	0.001	<.01	0.2	0.007	<.001	0.01	0.24	<.01	0.25	<.001	<.001	2	3.5
B615250	0.027	0.001	<.01	<.01	<2	<.001	<.001	0.01	0.25	<.01	0.001	<.001	<.001	<.01	0.14	0.008	0.001	0.08	0.34	0.01	0.32	<.001	<.001	8	3.6
RE B6152	0.027	0.001	<.01	<.01	<2	<.001	<.001	0.01	0.26	<.01	<.001	<.001	<.001	<.01	0.15	0.008	0.001	0.09	0.33	0.02	0.31	<.001	<.001	7	-
RRE B615	0.026	<.001	<.01	<.01	<2	0.001	<.001	0.01	0.25	<.01	0.001	<.001	<.001	<.01	0.15	0.008	0.001	0.09	0.35	0.02	0.29	<.001	<.001	6	-
B615251	0.009	0.026	<.01	<.01	<2	0.002	0.002	0.02	2.05	<.01	0.002	<.001	<.001	<.01	0.48	0.03	0.003	0.93	1.09	0.1	0.53	<.001	<.001	2	3.8
B615252	0.03	0.009	<.01	<.01	<2	<.001	<.001	0.01	1.12	<.01	0.001	<.001	0.001	<.01	0.79	0.013	0.001	0.45	0.67	0.05	0.27	<.001	<.001	8	2.6
B615253	0.02	0.003	<.01	<.01	<2	<.001	<.001	0.01	0.21	<.01	0.001	<.001	<.001	<.01	0.76	0.004	<.001	0.15	0.35	<.01	0.17	<.001	<.001	5	3.15
B615254	0.018	0.048	<.01	<.01	<2	0.005	0.003	0.03	3.32	<.01	0.002	<.001	<.001	<.01	1.12	0.025	0.008	1.83	2.08	0.1	1.14	0.001	<.001	8	4.5
B615255	0.018	0.033	<.01	<.01	<2	0.002	0.001	0.03	3.13	<.01	0.005	<.001	<.001	<.01	0.89	0.035	0.004	1.13	1.53	0.18	0.64	0.001	<.001	4	4
B615256	0.027	0.04	<.01	<.01	<2	0.004	0.002	0.03	3.27	<.01	0.003	<.001	<.001	<.01	1.73	0.037	0.005	1.4	1.95	0.1	0.72	0.001	<.001	6	4
B615257	0.035	0.048	<.01	<.01	<2	0.005	0.002	0.04	4.46	<.01	0.004	<.001	0.001	<.01	1.34	0.042	0.008	1.85	2.46	0.14	1.08	0.002	<.001	9	4.25
B615258	0.061	0.024	<.01	<.01	<2	0.003	0.001	0.03	1.77	<.01	0.002	<.001	0.001	<.01	1.13	0.035	0.005	1.23	1.42	0.07	0.67	<.001	0.001	15	3.6
B615259	0.011	0.041	<.01	<.01	<2	0.003	0.002	0.02	2.98	<.01	0.005	<.001	<.001	<.01	0.67	0.035	0.004	1.18	1.54	0.13	0.71	0.001	<.001	2	3.55
B615260 (	<.001	0.001	<.01	<.01	<2	0.005	0.001	0.05	4.15	<.01	0.007	<.001	<.001	<.01	0.86	0.045	0.006	0.94	2.28	0.05	0.18	<.001	<.001	<1	3.2
B615261	0.02	0.044	<.01	<.01	<2	0.002	0.002	0.02	2.96	<.01	0.003	<.001	<.001	<.01	0.86	0.041	0.002	0.93	1.31	0.09	0.42	0.001	<.001	7	4
B615262	0.085	0.015	<.01	<.01	<2	0.001	0.001	0.02	1.62	<.01	0.001	<.001	0.001	<.01	0.68	0.036	0.001	0.72	1.06	0.06	0.34	<.001	<.001	29	3.8
B615263	0.067	0.012	<.01	<.01	<2	0.001	0.001	0.02	1.45	<.01	0.002	<.001	0.001	<.01	1.78	0.049	0.001	0.63	0.98	0.07	0.38	0.001	<.001	25	3.45
B615264	0.03	0.008	<.01	<.01	<2	<.001	0.001	0.01	1	<.01	0.002	<.001	<.001	<.01	1.26	0.023	<.001	0.24	0.72	<.01	0.23	<.001	<.001	11	2.5
B615265	0.031	0.007	<.01	<.01	<2	<.001	<.001	0.01	0.84	<.01	0.002	<.001	0.001	<.01	1.01	0.02	<.001	0.47	0.79	0.05	0.19	<.001	<.001	11	2.95
B615266	0.018	0.008	<.01	<.01	<2	0.001	<.001	0.02	1	<.01	0.001	<.001	0.001	<.01	0.55	0.019	<.001	0.66	0.92	0.06	0.31	<.001	0.001	4	3.2
B615267	0.034	0.008	<.01	<.01	<2	0.001	0.001	0.01	1.29	<.01	0.002	<.001	0.001	<.01	0.56	0.01	0.001	0.7	1.04	0.11	0.36	<.001	<.001	16	2.6
B615268	0.072	0.012	<.01	<.01	3	0.001	0.001	0.02	2.71	<.01	0.002	<.001	0.001	<.01	0.48	0.015	0.001	0.81	1.32	0.08	0.6	0.004	<.001	26	3.7
B615269	0.059	0.007	<.01	<.01	<2	0.001	0.001	0.02	1.28	<.01	0.001	<.001	<.001	<.01	0.64	0.062	0.001	0.6	0.91	0.07	0.43	<.001	<.001	18	3.95
B615270	0.062	0.003	<.01	<.01	<2	0.001	<.001	0.01	0.68	<.01	0.001	<.001	0.001	<.01	0.56	0.019	<.001	0.36	0.58	0.05	0.22	<.001	<.001	25	2.95
B615271	0.034	0.004	<.01	<.01	<2	<.001	<.001	0.01	0.44	<.01	0.001	<.001	0.001	<.01	0.63	0.023	<.001	0.22	0.48	0.06	0.21	<.001	<.001	10	3.7
B615272	0.04	<.001	<.01	<.01	<2	0.001	<.001	<.01	0.28	<.01	0.002	<.001	0.001	<.01	0.65	0.018	<.001	0.04	0.5	0.09	0.21	<.001	<.001	16	3.6
B615273	0.034	<.001	<.01	<.01	<2	<.001	<.001	<.01	0.44	<.01	0.001	<.001	0.001	<.01	0.53	0.01	<.001	0.02	0.31	0.07	0.16	<.001	<.001	13	3.25
B615274	0.039	0.001	<.01	<.01	<2	<.001	<.001	<.01	0.32	<.01	0.001	<.001	0.001	<.01	0.56	0.011	<.001	0.03	0.35	0.05	0.25	<.001	<.001	11	4.1
STANDAR	0.049	0.566	1.45	4.26	160	0.357	0.045	0.2	22.39	0.22	0.17	0.029	0.128	<.01	2.32	0.084	0.07	1.61	1.34	0.21	0.5	0.07	0.177	1	-
B615275	0.036	0.001	<.01	0.01	<2	<.001	<.001	<.01	0.32	<.01	0.001	<.001	0.002	<.01	0.46	0.008	0.001	0.02	0.24	0.01	0.22	<.001	<.001	9	4.5
B615276	0.066	0.002	<.01	<.01	<2	<.001	<.001	<.01	0.33	<.01	0.001	<.001	0.003	<.01	0.3	0.006	<.001	0.02	0.26	0.02	0.25	<.001	<.001	14	4.2
B615277	0.028	0.001	<.01	<.01	<2	<.001	<.001	<.01	0.39	<.01	0.001	<.001	0.002	<.01	0.61	0.009	0.001	0.03	0.26	0.02	0.2	<.001	<.001	6	4.2
B615278	0.02	0.01	<.01	<.01	<2	<.001	0.001	0.01	1.57	<.01	0.001	<.001	0.001	<.01	0.71	0.033	0.001	0.46	0.83	0.08	0.44	<.001	0.001	2	5
B615279	0.03	0.007	<.01	0.01	<2	<.001	<.001	0.01	1.05	<.01	0.002	<.001	0.002	<.01	1.05	0.025	0.001	0.36	0.69	0.05	0.29	<.001	<.001	6	4.45
B615280 (	<.001	0.001	<.01	0.01	<2	0.005	0.001	0.04	3.69	<.01	0.008	<.001	0.002	<.01	0.86	0.042	0.006	0.88	2.44	0.16	0.25	0.001	<.001	<1	2
B615281	0.034	0.01	<.01	<.01	<2	<.001	0.001	0.02	1.49	<.01	0.002	<.001	0.002	<.01	1.18	0.045	0.001	0.67	1	0.05	0.33	<.001	<.001	5	4.6
B615282	0.03	0.01	<.01	<.01	<2	<.001	0.001	0.02	1.72	<.01	0.003	<.001	0.002	<.01	1.41	0.048	0.001	0.61	1.11	0.06	0.42	<.001	<.001	5	4.4
B615283	0.017	0.006	<.01	<.01	<2	<.001	0.001	0.01	1.14	<.01	0.004	<.001	0.003	<.01	3.47	0.026	<.001	0.2	0.57	0.03	0.24	<.001	<.001	4	4.5
B615284	0.035	0.008	<.01	<.01	<2	<.001	0.001	0.01	1.19	<.01	0.002	<.001	0.002	<.01	1.93	0.012	<.001	0.17	0.48	0.05	0.28	<.001	<.001	9	4.6
B615285	0.02	0.016	<.01	<.01	<2	<.001	0.001	0.01	1.51	<.01	0.001	<.001	0.003	<.01	0.96	0.006	<.001	0.25	0.72	0.04	0.43	<.001	<.001	1	4.2
B615286	0.004	0.026	<.01	<.01	<2	<.001	0.002	0.01	2.76	<.01	0.001	<.001	0.002	<.01	0.49	0.007	<.001	0.51	1.15	0.05	0.59	<.001	<.001	3	4.6
B615287	0.011	0.019	<.01	<.01	<2	<.001	0.001	0.01	2.18	<.01	0.001	<.001	0.001	<.01	0.62	0.009	<.001	0.44	0.97	0.06	0.45	<.001	<.001	1	4.5
RE B6152	0.011	0.019	<.01	<.01	<2	<.001	0.001	0.01	2.16	<.01	0.001	<.001	0.002	<.01	0.61	0.011	<.001	0.45	1.11	0.06	0.5	0.001	<.001	1	-
RRE B615	0.011	0.019	<.01	<.01	<2	0.001	0.001	0.01	2.14	<.01	0.001	<.001	0.002	<.01	0.6	0.01	<.001	0.45	1.14	0.07	0.52	<.001	<.001	3	-
B615288	0.003	0.011	<.01	<.01	<2	<.001	0.001	0.01	2.35	<.01	0.002	<.001	0.001	<.01	1.49	0.029	0.001	0.54	1.23	0.09	0.5	<.001	<.001	<1	2.3
STANDAR	0.048	0.56	1.53	4.27	162	0.362	0.043	0.2	21.78	0.22	0.163	0.028	0.129	<.01	2.29	0.079	0.068	1.58	1.31	0.19	0.5	0.077	0.174	<1	-

From ACME ANALYTICAL LABORATORIES LTD. 852 E. HASTINGS ST. VANCOUVER BC V6A 1R6 PHONE(604)253-3158 FAX(604)253-1716 @ CSV TEXT FORMAT
To New Cantech Ventures Inc.
Acme file # A506532 Page 1 Received: OCT 11 2005 * 58 samples in this disk file.
Analysis: GROUP 7AR - 1.000 GM SAMPLE, AQUA - REGIA (HCL-HNO3-H2O) DIGESTION TO 100 ML, ANALYSED BY ICP-ES.
RE GROUP 1F - 1.0 GM SAMPLE ANALYSIS BY ICP-MS.

ELEMENT	Mo	Cu	Pb	Zn	Ag	Ni	Co	Mn	Fe	As	Sr	Cd	Sb	Bi	Ca	P	Cr	Mg	Al	Na	K	W	Hg	Re	Sample
SAMPLES	%	%	%	%	gm/mt	%	%	%	%	%	%	%	%	%	%	%	%	%	%	%	%	%	%	ppb	kg
B615289	0.001	0.001	<.01	<.01	<2	<.001	<.001	<.01	0.19	<.01	<.001	<.001	0.001	<.01	0.07	0.007	<.001	0.14	0.28	0.05	0.14	<.001	<.001	<1	3.23
B615290	0.005	0.001	<.01	<.01	<2	<.001	<.001	0.01	0.15	<.01	<.001	<.001	0.001	<.01	0.19	0.008	<.001	0.08	0.22	0.04	0.13	<.001	<.001	1	3.06
B615291	0.002	0.001	<.01	<.01	<2	<.001	<.001	0.01	0.16	<.01	0.001	<.001	<.001	<.01	0.3	0.008	<.001	0.1	0.25	0.04	0.12	<.001	<.001	1	2.59
B615292	0.001	0.001	<.01	<.01	<2	<.001	<.001	0.01	0.17	<.01	0.001	<.001	0.001	<.01	0.26	0.008	0.001	0.07	0.23	0.05	0.12	<.001	<.001	<1	3.49
B615293	0.006	0.001	<.01	<.01	<2	<.001	<.001	<.01	0.15	<.01	0.001	<.001	0.001	<.01	0.2	0.007	<.001	0.08	0.23	0.04	0.11	<.001	<.001	3	3.52
B615294	0.01	0.001	<.01	<.01	<2	<.001	<.001	0.01	0.21	<.01	0.001	<.001	0.001	<.01	0.35	0.008	<.001	0.06	0.25	0.05	0.16	<.001	<.001	2	3.77
B615295	0.012	0.001	<.01	<.01	<2	<.001	<.001	0.01	0.18	<.01	0.001	<.001	0.001	<.01	0.35	0.009	0.001	0.04	0.21	0.05	0.14	<.001	<.001	6	4.15
B615296	0.014	0.001	<.01	<.01	<2	<.001	<.001	0.01	0.16	<.01	0.001	<.001	<.001	<.01	0.31	0.008	<.001	0.04	0.21	0.05	0.13	<.001	<.001	10	4.55
B615297	0.034	0.001	<.01	<.01	<2	<.001	<.001	0.01	0.15	<.01	0.001	<.001	<.001	<.01	0.36	0.008	<.001	0.04	0.21	0.05	0.13	<.001	<.001	24	4.11
B615298	0.011	0.001	<.01	<.01	<2	<.001	<.001	0.01	0.17	<.01	0.001	<.001	0.001	<.01	0.34	0.008	0.001	0.04	0.2	0.05	0.13	<.001	<.001	6	4.72
B615299	0.014	0.001	<.01	<.01	<2	<.001	<.001	<.01	0.15	<.01	<.001	<.001	<.001	<.01	0.18	0.008	0.001	0.02	0.19	0.05	0.13	<.001	<.001	8	4.03
B615300	0.006	0.001	<.01	<.01	<2	<.001	<.001	<.01	0.2	<.01	0.001	<.001	0.001	<.01	0.24	0.008	<.001	0.05	0.26	0.06	0.15	<.001	<.001	3	3.54
B615301	0.007	<.001	<.01	<.01	<2	<.001	<.001	0.01	0.17	<.01	0.001	<.001	0.001	<.01	0.59	0.008	<.001	0.06	0.23	0.04	0.13	<.001	<.001	1	1.98
B615302	0.006	0.001	<.01	<.01	<2	<.001	<.001	<.01	0.14	<.01	0.001	<.001	<.001	<.01	0.21	0.008	0.001	0.05	0.22	0.05	0.11	<.001	<.001	2	3.37
B615303	0.016	0.001	<.01	<.01	<2	<.001	<.001	<.01	0.16	<.01	0.001	<.001	0.001	<.01	0.23	0.008	<.001	0.05	0.22	0.05	0.13	<.001	<.001	12	3.72
B615304	0.003	0.001	<.01	<.01	<2	<.001	<.001	0.01	0.18	<.01	0.001	<.001	0.001	<.01	0.35	0.009	<.001	0.06	0.25	0.06	0.12	<.001	<.001	2	3.54
B615305	0.008	0.001	<.01	<.01	<2	<.001	<.001	<.01	0.14	<.01	0.001	<.001	<.001	<.01	0.23	0.008	0.001	0.07	0.24	0.05	0.12	<.001	<.001	4	4.78
B615306	0.012	<.001	<.01	<.01	<2	<.001	<.001	0.01	0.17	<.01	0.001	<.001	<.001	<.01	0.28	0.01	0.001	0.14	0.3	0.06	0.16	<.001	<.001	7	3.21
B615307	0.025	<.001	<.01	<.01	<2	<.001	<.001	<.01	0.15	<.01	0.001	<.001	<.001	<.01	0.2	0.009	<.001	0.08	0.23	0.04	0.12	<.001	<.001	18	2.88
B615308	0.012	<.001	<.01	<.01	<2	<.001	<.001	0.01	0.16	<.01	0.002	<.001	<.001	<.01	0.63	0.009	<.001	0.11	0.3	0.04	0.13	<.001	<.001	7	2.25
B615309	0.004	0.001	<.01	<.01	<2	<.001	<.001	<.01	0.16	<.01	0.002	<.001	<.001	<.01	0.22	0.01	<.001	0.14	0.35	0.05	0.14	<.001	<.001	1	2.02
B615310	0.02	0.001	<.01	<.01	<2	<.001	<.001	<.01	0.15	<.01	0.002	<.001	0.001	<.01	0.3	0.009	<.001	0.11	0.31	0.05	0.12	<.001	<.001	15	2.2
B615311	0.058	0.001	<.01	<.01	<2	<.001	<.001	0.01	0.12	<.01	0.002	<.001	0.001	<.01	1.05	0.01	<.001	0.11	0.31	0.03	0.11	<.001	<.001	53	2.39
B615312	0.014	0.001	<.01	<.01	<2	<.001	<.001	<.01	0.15	<.01	0.001	<.001	0.001	<.01	0.49	0.009	<.001	0.05	0.2	0.03	0.14	<.001	<.001	7	3.06
B615313	0.012	0.001	<.01	<.01	<2	<.001	<.001	0.01	0.17	<.01	0.001	<.001	<.001	<.01	0.35	0.008	<.001	0.07	0.23	0.03	0.16	<.001	<.001	5	3.71
B615314	0.011	0.001	<.01	<.01	<2	<.001	<.001	0.01	0.16	<.01	0.001	<.001	<.001	<.01	0.27	0.009	<.001	0.09	0.25	0.03	0.16	<.001	<.001	5	4.66
RE B6153	0.012	0.001	<.01	<.01	<2	<.001	<.001	0.01	0.15	<.01	0.001	<.001	<.001	<.01	0.27	0.009	<.001	0.1	0.26	0.03	0.17	<.001	<.001	7	-
RRE B615	0.013	0.001	<.01	<.01	<2	<.001	<.001	0.01	0.16	<.01	0.001	<.001	0.001	<.01	0.27	0.008	<.001	0.1	0.27	0.03	0.17	0.001	<.001	5	-
B615315	0.011	0.001	<.01	<.01	<2	<.001	<.001	0.01	0.16	<.01	0.001	<.001	<.001	<.01	0.49	0.006	<.001	0.08	0.24	0.02	0.18	<.001	<.001	4	3.88
B615316	0.012	0.002	<.01	<.01	<2	<.001	<.001	<.01	0.16	<.01	0.003	<.001	0.001	<.01	0.35	0.012	<.001	0.18	0.43	0.03	0.15	0.001	<.001	9	3.33
B615317	0.012	0.002	<.01	0.01	<2	<.001	<.001	0.01	0.23	<.01	0.003	<.001	<.001	<.01	0.6	0.012	<.001	0.1	0.35	0.04	0.14	<.001	<.001	11	3.04
B615318	0.038	0.001	<.01	<.01	<2	<.001	<.001	0.01	0.2	<.01	0.002	<.001	<.001	<.01	0.61	0.012	<.001	0.07	0.28	0.04	0.15	<.001	<.001	37	5.32
B615319	0.034	<.001	<.01	0.01	<2	<.001	<.001	<.01	0.15	<.01	0.001	<.001	0.001	<.01	0.3	0.009	<.001	0.06	0.23	0.03	0.14	<.001	<.001	27	5.34
B615320 (	<.001	0.001	<.01	0.01	<2	0.004	0.001	0.05	4.05	<.01	0.006	<.001	<.001	<.01	0.84	0.041	0.005	0.92	2.13	0.05	0.13	<.001	<.001	1	3.15
STANDAR	0.045	0.554	1.5	4.12	158	0.357	0.043	0.2	22.37	0.22	0.161	0.029	0.127	<.01	2.25	0.078	0.068	1.67	1.41	0.2	0.51	0.07	0.171	2	-
B615321	0.015	0.001	<.01	<.01	<2	<.001	<.001	<.01	0.16	<.01	0.001	<.001	<.001	<.01	0.23	0.009	<.001	0.06	0.22	0.03	0.14	<.001	<.001	8	5.84
B615322	0.01	<.001	<.01	<.01	<2	<.001	<.001	<.01	0.16	<.01	0.002	<.001	<.001	<.01	0.42	0.01	<.001	0.08	0.27	0.04	0.14	<.001	<.001	5	3.44
B615323	0.022	0.012	0.01	0.01	<2	<.001	<.001	0.01	0.19	<.01	0.001	<.001	<.001	<.01	0.33	0.008	<.001	0.05	0.23	0.03	0.14	0.001	<.001	13	3.46
B615324	0.016	0.001	<.01	<.01	<2	<.001	<.001	<.01	0.15	<.01	0.001	<.001	<.001	<.01	0.17	0.007	<.001	0.03	0.2	0.02	0.17	0.001	<.001	9	4.27
B615325	0.037	0.001	<.01	<.01	<2	<.001	<.001	<.01	0.13	<.01	0.001	<.001	<.001	<.01	0.17	0.006	<.001	0.03	0.18	0.02	0.15	<.001	<.001	33	4.86
B615326	0.087	0.001	<.01	<.01	<2	<.001	<.001	<.01	0.14	<.01	0.001	<.001	<.001	<.01	0.24	0.007	<.001	0.05	0.21	0.02	0.16	<.001	<.001	69	4.31
B615327	0.025	0.001	<.01	<.01	<2	<.001	<.001	<.01	0.14	<.01	0.002	<.001	<.001	<.01	0.23	0.007	<.001	0.08	0.27	0.02	0.15	<.001	<.001	16	4.53
B615328	0.023	0.001	<.01	<.01	<2	<.001	<.001	<.01	0.14	<.01	0.002	<.001	0.001	<.01	0.55	0.007	<.001	0.08	0.26	0.02	0.15	<.001	<.001	8	2.03
B615329	0.018	0.001	<.01	<.01	<2	<.001	<.001	<.01	0.12	<.01	0.002	<.001	<.001	<.01	0.45	0.008	<.001	0.08	0.27	0.02	0.13	<.001	<.001	6	2.06
B615330	0.041	0.002	0.01	0.01	<2	0.001	<.001	0.01	0.2	<.01	0.003	<.001	0.001	<.01	0.39	0.01	<.001	0.11	0.34	0.03	0.13	0.001	<.001	29	3.26
B615331	0.029	0.002	<.01	<.01	<2	<.001	<.001	0.01	0.25	<.01	0.003	<.001	0.001	<.01	0.39	0.018	<.001	0.16	0.45	0.04	0.15	<.001	<.001	20	3.6
B615332	0.052	0.004	<.01	<.01	<2	<.001	<.001	0.01	0.38	<.01	0.003	<.001	0.001	<.01	0.46	0.017	0.001	0.16	0.5	0.04	0.18	<.001	<.001	37	3.65
B615333	0.039	0.001	<.01	<.01	<2	<.001	<.001	0.01	0.26	<.01	0.004	<.001	0.001	<.01	0.8	0.013	<.001	0.13	0.44	0.03	0.15	<.001	<.001	37	3.24
B615334	0.031	0.001	<.01	0.01	<2	<.001	<.001	<.01	0.2	<.01	0.003	<.001	<.001	<.01	0.37	0.016	<.001	0.14	0.42	0.04	0.14	<.001	<.001	30	4.69
B615335	0.048	0.001	<.01	<.01	<2	<.001	<.001	0.01	0.17	<.01	0.002	<.001	0.001	<.01	0.39	0.014	0.001	0.1	0.31	0.04	0.13	<.001	<.001	40	3.61
B615336	0.05	0.001	<.01	<.01	<2	<.001	<.001	0.01	0.17	<.01	0.001	<.001	0.001	<.01	0.29	0.01	<.001	0.05	0.23	0.03	0.15	<.001	<.001	27	4.1
B615337	0.037	0.001	<.01	0.01	<2	<.001	<.001	<.01	0.17	<.01	0.001	<.001	0.001	<.01	0.25	0.01	<.001	0.05	0.21	0.03	0.15	0.001	<.001	32	4.04
B615338	0.054	0.001	<.01	<.01	<2	<.001	<.001	<.01	0.27	<.01	0.001	<.001	<.001	<.01	0.25	0.007	0.001	0.02	0.18	0.02	0.17	<.001	<.001	54	4.18

B615339	0.033	0.001	<.01	<.01	<2	<.001	<.001	<.01	0.2	<.01	0.001	<.001	<.001	<.01	0.24	0.009	<.001	0.03	0.19	0.02	0.17	<.001	<.001	28	4.25
B615340	0.026	0.001	<.01	<.01	<2	<.001	<.001	<.01	0.2	<.01	0.001	<.001	0.001	<.01	0.31	0.008	<.001	0.05	0.2	0.02	0.15	<.001	<.001	21	3.2
RE B6153	0.027	0.001	<.01	0.01	<2	<.001	<.001	<.01	0.19	<.01	0.001	<.001	0.001	<.01	0.31	0.008	<.001	0.05	0.19	0.02	0.15	<.001	<.001	22	-
RRE B615	0.027	0.001	<.01	<.01	<2	<.001	<.001	<.01	0.19	<.01	0.001	<.001	<.001	<.01	0.31	0.008	<.001	0.05	0.19	0.02	0.14	<.001	<.001	19	-
B615341	0.019	0.001	<.01	<.01	<2	<.001	<.001	<.01	0.12	<.01	0.001	<.001	<.001	<.01	0.26	0.008	<.001	0.05	0.22	0.02	0.15	<.001	<.001	15	3.46
B615342 (	<.001	0.001	<.01	0.01	<2	0.004	0.001	0.04	3.89	<.01	0.008	<.001	0.001	<.01	0.86	0.041	0.005	0.91	2.17	0.05	0.13	<.001	<.001	<1	2.25
STANDAR	0.046	0.55	1.47	4.17	156	0.359	0.043	0.2	22.08	0.23	0.159	0.029	0.129	<.01	2.26	0.08	0.069	1.69	1.43	0.2	0.51	0.085	0.176	2	-

From ACME ANALYTICAL LABORATORIES LTD. 852 E. HASTINGS ST. VANCOUVER BC V6A 1R6 PHONE(604)253-3158 FAX(604)253-1716 @ CSV TEXT FORMAT
To New Cantech Ventures Inc.
Acme file # A506609 Page 1 Received: OCT 13 2005 * 47 samples in this disk file.
Analysis: GROUP 7AR - 1.000 GM SAMPLE, AQUA - REGIA (HCL-HNO3-H2O) DIGESTION TO 100 ML, ANALYSED BY ICP-ES.
RE* GROUP 1F-MS - 1.00 GM SAMPLE ANALYZED BY ICP-MS.

ELEMENT	Mo	Cu	Pb	Zn	Ag	Ni	Co	Mn	Fe	As	Sr	Cd	Sb	Bi	Ca	P	Cr	Mg	Al	Na	K	W	Hg	Re*	Sample
SAMPLES	%	%	%	%	gm/mt	%	%	%	%	%	%	%	%	%	%	%	%	%	%	%	%	%	%	ppb	kg
B615701	0.003	0.001	<.01	<.01	<2	<.001	<.001	<.01	0.22	<.01	0.001	<.001	<.001	<.01	0.23	0.005	<.001	0.12	0.23	0.05	0.12	<.001	<.001	<1	4.86
B615702	0.018	0.001	<.01	<.01	<2	<.001	<.001	0.01	0.24	<.01	0.001	<.001	<.001	<.01	0.4	0.006	<.001	0.09	0.26	0.06	0.16	<.001	<.001	5	4.12
B615703	0.011	0.001	<.01	<.01	<2	<.001	<.001	<.01	0.51	<.01	0.001	<.001	<.001	<.01	0.36	0.006	<.001	0.05	0.26	0.07	0.16	0.001	<.001	<1	4.83
B615704	0.004	0.001	<.01	<.01	<2	<.001	<.001	0.01	0.47	<.01	0.001	<.001	<.001	<.01	0.44	0.005	<.001	0.05	0.26	0.07	0.17	0.001	<.001	2	4.71
B615705	0.002	0.001	<.01	<.01	<2	<.001	<.001	<.01	0.19	<.01	0.001	<.001	<.001	<.01	0.33	0.006	0.001	0.03	0.21	0.07	0.15	0.001	<.001	<1	4.67
B615706	0.003	0.001	<.01	<.01	<2	<.001	<.001	0.01	0.29	<.01	0.002	<.001	<.001	<.01	0.61	0.01	<.001	0.05	0.25	0.05	0.15	<.001	<.001	<1	3.95
B615707	0.006	0.001	<.01	<.01	<2	<.001	<.001	<.01	0.24	<.01	0.002	<.001	<.001	<.01	0.49	0.008	0.001	0.03	0.21	0.06	0.15	<.001	<.001	3	4.77
B615708	0.001	0.001	<.01	0.01	<2	<.001	<.001	<.01	0.21	<.01	0.001	<.001	<.001	<.01	0.47	0.007	0.001	0.03	0.24	0.07	0.15	<.001	<.001	<1	4.7
B615709	0.001	0.001	<.01	<.01	<2	<.001	<.001	<.01	0.21	<.01	0.001	<.001	<.001	<.01	0.36	0.008	<.001	0.02	0.21	0.07	0.15	<.001	<.001	1	6.98
B615710	0.008	0.001	<.01	<.01	<2	<.001	<.001	<.01	0.26	<.01	0.001	<.001	<.001	<.01	0.41	0.01	<.001	0.02	0.26	0.08	0.19	<.001	<.001	4	3.52
RE B6157	0.008	0.001	<.01	<.01	<2	<.001	<.001	<.01	0.25	<.01	0.001	<.001	<.001	<.01	0.41	0.01	0.001	0.02	0.26	0.08	0.19	<.001	<.001	3	-
RRE B615	0.008	0.001	<.01	<.01	<2	<.001	<.001	<.01	0.18	<.01	0.001	<.001	<.001	<.01	0.4	0.01	<.001	0.02	0.2	0.06	0.14	0.001	<.001	3	-
B615711	0.003	0.001	<.01	<.01	<2	<.001	<.001	<.01	0.22	<.01	0.001	<.001	<.001	<.01	0.35	0.008	<.001	0.02	0.21	0.07	0.14	<.001	<.001	1	3.4
B615712	0.003	0.001	<.01	<.01	<2	<.001	<.001	0.01	0.24	<.01	0.001	<.001	<.001	<.01	0.3	0.007	<.001	0.02	0.22	0.07	0.14	<.001	<.001	2	4.31
B615713	0.004	0.001	<.01	<.01	<2	<.001	<.001	<.01	0.22	<.01	0.001	<.001	<.001	<.01	0.28	0.008	<.001	0.04	0.23	0.05	0.16	<.001	<.001	1	3.93
B615714	0.006	0.001	<.01	<.01	<2	<.001	<.001	<.01	0.34	<.01	0.001	<.001	<.001	<.01	0.3	0.009	0.001	0.03	0.22	0.05	0.15	0.001	<.001	3	3.72
B615715	0.005	0.001	<.01	0.01	<2	<.001	<.001	<.01	0.34	<.01	0.001	<.001	0.001	<.01	0.23	0.009	<.001	0.05	0.29	0.07	0.2	0.001	<.001	2	3.01
B615716 (	<.001	0.001	<.01	0.01	<2	0.004	0.001	0.04	3.93	<.01	0.007	<.001	0.001	<.01	0.9	0.045	0.006	0.92	2.14	0.07	0.12	0.001	<.001	<1	3.22
B615717	0.008	0.001	<.01	<.01	<2	<.001	<.001	0.01	0.23	<.01	0.001	<.001	<.001	<.01	0.37	0.01	<.001	0.03	0.22	0.05	0.17	0.001	<.001	4	4.19
B615718	0.01	0.001	<.01	<.01	<2	<.001	<.001	0.01	0.27	<.01	0.001	<.001	<.001	<.01	0.51	0.011	<.001	0.04	0.26	0.05	0.17	0.001	<.001	3	5.02
B615719	0.007	0.001	<.01	0.01	<2	<.001	<.001	0.01	0.3	<.01	0.001	<.001	<.001	<.01	0.32	0.009	<.001	0.09	0.32	0.05	0.14	0.001	<.001	1	4.78
B615720	0.007	0.001	<.01	<.01	<2	<.001	<.001	0.01	0.18	<.01	0.001	<.001	<.001	<.01	0.27	0.008	<.001	0.05	0.24	0.06	0.14	<.001	<.001	2	4.46
B615721	0.01	0.001	<.01	0.01	<2	<.001	<.001	0.01	0.23	<.01	0.001	<.001	0.001	<.01	0.28	0.009	<.001	0.04	0.25	0.06	0.17	0.001	<.001	2	3.61
B615722	0.01	0.001	<.01	<.01	<2	<.001	<.001	<.01	0.22	<.01	0.001	<.001	<.001	<.01	0.23	0.009	<.001	0.05	0.24	0.05	0.15	<.001	<.001	4	4.45
B615723	0.01	0.001	<.01	<.01	<2	<.001	<.001	0.01	0.2	<.01	0.001	<.001	0.001	<.01	0.34	0.009	<.001	0.03	0.22	0.05	0.17	<.001	<.001	4	5.46
B615724	0.015	0.001	<.01	<.01	<2	<.001	<.001	<.01	0.19	<.01	0.001	<.001	0.001	<.01	0.24	0.009	<.001	0.06	0.24	0.05	0.14	<.001	<.001	5	4.51
B615725	0.02	0.001	<.01	<.01	<2	<.001	<.001	<.01	0.2	<.01	0.002	<.001	<.001	<.01	0.21	0.011	<.001	0.11	0.32	0.05	0.17	<.001	<.001	9	4.66
B615726	0.021	0.001	<.01	<.01	<2	<.001	<.001	<.01	0.2	<.01	0.002	<.001	0.001	<.01	0.22	0.011	<.001	0.09	0.27	0.05	0.15	<.001	<.001	10	5.59
B615727	0.026	0.001	<.01	<.01	<2	<.001	<.001	<.01	0.24	<.01	0.002	<.001	<.001	<.01	0.23	0.009	<.001	0.09	0.31	0.04	0.21	0.001	<.001	9	3.38
B615728	0.036	0.001	<.01	<.01	<2	<.001	<.001	<.01	0.18	<.01	0.001	<.001	0.001	<.01	0.12	0.007	<.001	0.03	0.21	0.03	0.2	0.001	<.001	8	3.97
B615729	0.01	0.001	<.01	<.01	<2	<.001	<.001	<.01	0.18	<.01	0.001	<.001	0.001	<.01	0.21	0.011	<.001	0.05	0.24	0.05	0.18	0.001	<.001	4	4.63
B615730	0.015	0.001	<.01	<.01	<2	<.001	<.001	<.01	0.18	<.01	0.001	<.001	0.001	<.01	0.17	0.01	<.001	0.03	0.22	0.05	0.15	<.001	<.001	8	5.57
B615731	0.027	0.001	<.01	<.01	<2	<.001	<.001	<.01	0.15	<.01	0.001	<.001	0.001	<.01	0.13	0.008	0.001	0.02	0.21	0.05	0.15	0.001	<.001	10	5.31
B615732	0.02	0.001	<.01	<.01	<2	<.001	<.001	<.01	0.16	<.01	0.001	<.001	0.001	<.01	0.15	0.009	<.001	0.02	0.18	0.04	0.13	0.001	<.001	13	4.17
STANDAR	0.049	0.56	1.51	4.2	156	0.362	0.043	0.19	22.03	0.23	0.171	0.029	0.129	<.01	2.19	0.08	0.068	1.66	1.34	0.19	0.51	0.085	0.176	1	-
B615733	0.018	<.001	<.01	<.01	<2	<.001	<.001	<.01	0.2	<.01	0.001	<.001	<.001	<.01	0.15	0.012	<.001	0.03	0.22	0.06	0.14	<.001	<.001	10	4.37
B615734	0.024	<.001	<.01	<.01	<2	<.001	<.001	0.01	0.35	<.01	0.002	<.001	<.001	<.01	0.35	0.012	0.001	0.03	0.22	0.07	0.14	<.001	<.001	8	5.36
B615735	0.026	<.001	<.01	<.01	<2	<.001	<.001	0.01	0.21	<.01	0.002	<.001	0.001	<.01	0.29	0.01	0.001	0.02	0.22	0.11	0.17	<.001	<.001	10	5.21
B615736	0.025	<.001	<.01	<.01	<2	<.001	<.001	0.01	0.23	<.01	0.001	<.001	0.001	<.01	0.26	0.011	0.001	0.05	0.24	0.05	0.13	<.001	<.001	18	6.8
B615737	0.017	<.001	<.01	<.01	<2	<.001	<.001	0.01	0.29	<.01	0.001	<.001	0.001	<.01	0.29	0.01	0.001	0.05	0.29	0.09	0.12	<.001	<.001	8	4.79
B615738 (	0.001	0.001	<.01	0.01	<2	0.005	0.001	0.05	3.79	<.01	0.007	<.001	<.001	<.01	0.82	0.045	0.006	0.78	2.07	0.06	0.15	<.001	<.001	<1	3.33
B615739	0.009	<.001	<.01	<.01	<2	<.001	<.001	0.01	0.3	<.01	0.002	<.001	0.001	<.01	0.22	0.008	0.001	0.11	0.34	0.1	0.19	<.001	<.001	2	4.83
B615740	0.057	<.001	<.01	<.01	<2	0.001	<.001	0.01	0.23	<.01	0.001	<.001	<.001	<.01	0.33	0.008	0.001	0.05	0.24	0.06	0.15	<.001	<.001	31	5.35
B615741	0.041	<.001	<.01	<.01	<2	<.001	<.001	0.01	0.24	<.01	0.002	<.001	<.001	<.01	0.38	0.008	0.001	0.05	0.25	0.09	0.15	<.001	<.001	20	4.7
B615742	0.009	<.001	<.01	<.01	<2	<.001	<.001	0.01	0.21	<.01	0.002	<.001	<.001	<.01	0.33	0.009	0.001	0.12	0.27	0.1	0.14	<.001	<.001	6	4.27
B615743	0.036	<.001	<.01	<.01	<2	<.001	<.001	0.01	0.2	<.01	0.002	<.001	0.001	<.01	0.34	0.008	0.001	0.05	0.27	0.09	0.16	<.001	<.001	25	4.89
RE B6157	0.036	<.001	<.01	<.01	<2	<.001	<.001	0.01	0.2	<.01	0.002	<.001	<.001	<.01	0.35	0.012	0.001	0.05	0.27	0.07	0.14	<.001	<.001	20	-
RRE B615	0.036	<.001	<.01	<.01	<2	<.001	<.001	0.01	0.19	<.01	0.002	<.001	<.001	<.01	0.35	0.012	0.001	0.05	0.25	0.11	0.16	<.001	<.001	20	-
STANDAR	0.049	0.563	1.52	4.18	157	0.36	0.044	0.2	22.69	0.22	0.179	0.029	0.131	<.01	2.3	0.08	0.069	1.58	1.34	0.21	0.51	0.067	0.179	<1	-

From ACME ANALYTICAL LABORATORIES LTD. 852 E. HASTINGS ST. VANCOUVER BC V6A 1R6 PHONE(604)253-3158 FAX(604)253-1716 @ CSV TEXT FORMAT
To New Cantech Ventures Inc.
Acme file # A507015 Page 1 Received: NOV 2 2005 * 68 samples in this disk file.
Analysis: GROUP 7AR - 1.000 GM SAMPLE, AQUA - REGIA (HCL-HNO3-H2O) DIGESTION TO 100 ML, ANALYSED BY ICP-ES.
RE GROUP 1F-MS (1 gm) ANALYSIS BY ICP-MS.

ELEMENT	Mo	Cu	Pb	Zn	Ag	Ni	Co	Mn	Fe	As	Sr	Cd	Sb	Bi	Ca	P	Cr	Mg	Al	Na	K	W	Hg	Re	Sample
SAMPLES	%	%	%	%	gm/mt	%	%	%	%	%	%	%	%	%	%	%	%	%	%	%	%	%	%	ppb	kg
G-1	<.001	<.001	<.01	<.01	<2	<.001	<.001	0.05	1.82	<.01	0.008	<.001	<.001	<.01	0.57	0.068	0.001	0.57	1.12	0.11	0.52	0.001	<.001	<1	-
B615343	0.064	0.001	<.01	<.01	<2	<.001	<.001	0.01	0.17	<.01	0.001	<.001	<.001	<.01	0.27	0.008	0.001	0.03	0.23	0.03	0.17	0.001	<.001	49	3.46
B615344	0.074	0.001	<.01	<.01	<2	<.001	<.001	<.01	0.16	<.01	0.001	<.001	<.001	<.01	0.29	0.008	0.001	0.05	0.21	0.03	0.15	0.001	<.001	72	4.08
B615345	0.047	0.001	<.01	<.01	<2	<.001	<.001	<.01	0.16	<.01	0.002	<.001	<.001	<.01	0.3	0.008	<.001	0.06	0.27	0.03	0.16	<.001	<.001	40	1.63
B615346 (I	<.001	0.001	<.01	0.01	<2	0.004	0.001	0.04	3.81	<.01	0.007	<.001	<.001	<.01	0.93	0.041	0.006	0.9	2.15	0.06	0.11	0.001	<.001	<1	1.93
B615347	0.048	0.001	<.01	<.01	<2	<.001	<.001	0.01	0.21	<.01	0.002	<.001	<.001	<.01	0.39	0.008	0.001	0.06	0.27	0.03	0.14	<.001	<.001	43	2.61
B615348	0.038	0.001	<.01	<.01	<2	<.001	<.001	<.01	0.15	<.01	0.002	<.001	<.001	<.01	0.26	0.007	<.001	0.06	0.24	0.03	0.14	<.001	<.001	34	2.93
B615349	0.051	0.001	<.01	<.01	<2	<.001	<.001	<.01	0.16	<.01	0.001	<.001	<.001	<.01	0.18	0.006	0.001	0.05	0.21	0.03	0.16	<.001	<.001	41	3.09
B615350	0.052	0.001	<.01	<.01	<2	<.001	<.001	<.01	0.15	<.01	0.001	<.001	<.001	<.01	0.27	0.008	0.001	0.02	0.19	0.04	0.15	<.001	<.001	44	4.36
B615351	0.031	0.001	<.01	<.01	<2	<.001	<.001	<.01	0.18	<.01	0.001	<.001	<.001	<.01	0.28	0.009	0.001	0.02	0.21	0.04	0.17	<.001	<.001	33	4.54
B615352	0.064	<.001	<.01	<.01	<2	<.001	<.001	0.01	0.13	<.01	0.001	<.001	<.001	<.01	0.37	0.008	0.001	0.02	0.18	0.03	0.17	<.001	<.001	77	5.56
B615353	0.022	<.001	<.01	<.01	<2	<.001	<.001	0.02	0.14	<.01	0.003	<.001	<.001	<.01	1.63	0.012	<.001	0.06	0.29	0.02	0.14	<.001	<.001	19	2.44
B615354	0.033	0.001	<.01	0.01	<2	0.001	<.001	0.01	0.17	<.01	0.002	<.001	<.001	<.01	0.57	0.008	<.001	0.08	0.25	0.03	0.17	0.002	<.001	33	4.62
B615355	0.066	0.001	<.01	<.01	<2	<.001	<.001	0.01	0.16	<.01	0.001	<.001	<.001	<.01	0.38	0.006	0.001	0.04	0.2	0.02	0.19	0.001	<.001	52	3.67
B615356	0.078	0.002	<.01	0.01	<2	0.001	<.001	0.01	0.17	<.01	0.001	<.001	0.001	<.01	0.31	0.007	0.001	0.02	0.18	0.02	0.18	0.002	<.001	76	4.66
B615357	0.052	0.001	<.01	<.01	<2	<.001	<.001	0.01	0.15	<.01	0.001	<.001	0.001	<.01	0.29	0.006	0.001	0.03	0.21	0.02	0.21	0.001	<.001	41	4.14
B615358	0.055	0.001	<.01	<.01	<2	<.001	<.001	0.01	0.16	<.01	0.001	<.001	<.001	<.01	0.26	0.007	0.001	0.04	0.21	0.02	0.16	<.001	<.001	64	3.96
RE B6153	0.055	0.001	<.01	<.01	<2	<.001	<.001	0.01	0.16	<.01	0.001	<.001	<.001	<.01	0.27	0.007	0.001	0.04	0.22	0.02	0.17	<.001	<.001	63	-
RRE B615	0.054	<.001	<.01	<.01	<2	<.001	<.001	0.01	0.16	<.01	0.001	<.001	<.001	<.01	0.28	0.007	0.001	0.05	0.23	0.02	0.18	<.001	<.001	65	-
B615359	0.055	0.001	<.01	<.01	<2	<.001	<.001	0.01	0.16	<.01	0.002	<.001	<.001	<.01	0.36	0.008	0.001	0.03	0.22	0.03	0.18	<.001	<.001	66	4.18
B615360	0.026	0.001	<.01	<.01	<2	<.001	<.001	0.01	0.15	<.01	0.002	<.001	<.001	<.01	0.45	0.011	0.001	0.03	0.22	0.04	0.17	<.001	<.001	21	4.19
B615361	0.033	0.001	<.01	<.01	<2	<.001	<.001	0.01	0.15	<.01	0.002	<.001	<.001	<.01	0.47	0.01	0.001	0.03	0.21	0.03	0.16	0.001	<.001	38	4.35
B615362	0.026	0.001	<.01	<.01	<2	<.001	<.001	0.01	0.29	<.01	0.002	<.001	<.001	<.01	0.65	0.015	0.001	0.04	0.28	0.04	0.19	<.001	<.001	26	4.32
B615363	0.058	0.002	<.01	<.01	<2	<.001	<.001	0.01	0.29	<.01	0.003	<.001	0.001	<.01	0.7	0.017	0.001	0.03	0.26	0.03	0.18	<.001	<.001	70	4.29
B615364	0.108	0.002	<.01	<.01	<2	<.001	<.001	0.01	0.29	<.01	0.004	<.001	0.001	<.01	0.49	0.016	0.001	0.16	0.4	0.03	0.19	<.001	<.001	85	4.22
B615365 (I	0.001	0.001	<.01	0.01	<2	0.004	0.001	0.04	3.57	<.01	0.006	<.001	<.001	<.01	0.82	0.04	0.006	0.86	2.01	0.05	0.13	<.001	<.001	<1	2.36
B615366	0.042	0.001	<.01	<.01	<2	<.001	<.001	0.01	0.33	<.01	0.003	<.001	<.001	<.01	0.57	0.017	0.001	0.1	0.35	0.04	0.18	<.001	<.001	52	3.94
B615367	0.085	0.001	<.01	<.01	<2	<.001	<.001	0.01	0.18	<.01	0.003	<.001	0.001	<.01	0.67	0.012	0.001	0.11	0.3	0.03	0.17	<.001	<.001	67	4.77
B615368	0.149	0.001	<.01	<.01	<2	<.001	<.001	0.01	0.25	<.01	0.003	<.001	0.001	<.01	0.4	0.011	0.001	0.11	0.32	0.02	0.2	<.001	<.001	154	4.17
B615369	0.038	0.001	<.01	<.01	<2	<.001	<.001	0.01	0.25	<.01	0.003	<.001	<.001	<.01	0.72	0.016	0.001	0.07	0.33	0.03	0.19	<.001	<.001	35	3.78
B615370	0.069	0.001	<.01	<.01	<2	<.001	<.001	0.01	0.15	<.01	0.003	<.001	0.001	<.01	0.36	0.013	0.001	0.1	0.32	0.02	0.18	0.001	<.001	86	4.26
B615371	0.092	0.001	<.01	<.01	<2	<.001	<.001	0.01	0.13	<.01	0.002	<.001	0.001	<.01	0.37	0.011	0.001	0.05	0.21	0.02	0.16	<.001	<.001	117	4.36
B615372	0.078	0.001	<.01	<.01	<2	<.001	<.001	0.01	0.13	<.01	0.002	<.001	<.001	<.01	0.46	0.013	0.001	0.03	0.21	0.03	0.17	<.001	<.001	86	4.56
B615373	0.064	0.001	<.01	<.01	<2	<.001	<.001	0.01	0.12	<.01	0.002	<.001	0.001	<.01	0.41	0.013	0.001	0.02	0.18	0.03	0.14	<.001	<.001	87	3.73
B615374	0.102	0.001	<.01	<.01	<2	<.001	<.001	0.01	0.14	<.01	0.002	<.001	<.001	<.01	0.39	0.012	0.001	0.03	0.21	0.02	0.17	<.001	<.001	90	5.21
STANDAR	0.049	0.565	1.54	4.16	157	0.359	0.043	0.2	22.25	0.23	0.166	0.029	0.129	<.01	2.19	0.078	0.068	1.66	1.41	0.2	0.5	0.12	0.177	1	-
G-1	<.001	<.001	<.01	<.01	<2	<.001	<.001	0.05	1.95	<.01	0.008	<.001	0.001	<.01	0.58	0.076	0.001	0.62	1.13	0.09	0.54	0.001	<.001	<1	-
B615375	0.117	0.001	<.01	<.01	<2	<.001	<.001	0.01	0.14	<.01	0.001	<.001	0.001	<.01	0.34	0.012	0.001	0.02	0.18	0.02	0.17	<.001	<.001	95	4.12
B615376	0.046	0.001	<.01	<.01	<2	<.001	<.001	0.01	0.11	<.01	0.001	<.001	0.001	<.01	0.39	0.01	0.001	0.02	0.18	0.02	0.15	0.001	<.001	46	4.52
B615377	0.067	0.001	<.01	<.01	<2	<.001	<.001	0.01	0.13	<.01	0.001	<.001	0.001	<.01	0.36	0.012	0.001	0.02	0.19	0.03	0.16	<.001	<.001	68	4.73
B615378	0.036	0.001	<.01	<.01	<2	<.001	<.001	0.01	0.15	<.01	0.002	<.001	<.001	<.01	0.39	0.011	0.001	0.02	0.19	0.03	0.15	<.001	<.001	27	4.7
B615379	0.068	0.001	<.01	<.01	<2	<.001	<.001	0.01	0.14	<.01	0.002	<.001	0.001	<.01	0.42	0.011	0.001	0.03	0.22	0.03	0.16	<.001	<.001	56	4.45
B615380	0.113	0.001	<.01	<.01	<2	<.001	<.001	<.01	0.14	<.01	0.003	<.001	0.002	<.01	0.43	0.01	0.001	0.05	0.2	0.02	0.15	<.001	<.001	48	4.02
B615381	0.059	0.001	<.01	<.01	<2	<.001	<.001	0.01	0.16	<.01	0.004	<.001	0.001	<.01	0.59	0.01	<.001	0.13	0.36	0.01	0.16	<.001	<.001	34	1.57
B615382	0.153	0.001	<.01	<.01	<2	<.001	<.001	<.01	0.12	<.01	0.002	<.001	0.002	<.01	0.48	0.006	0.001	0.05	0.18	0.01	0.16	<.001	<.001	96	2.9
RE B6153	0.153	0.001	<.01	<.01	<2	<.001	<.001	<.01	0.12	<.01	0.002	<.001	0.002	<.01	0.47	0.006	<.001	0.05	0.17	<.01	0.16	<.001	<.001	77	-
RRE B615	0.152	0.001	<.01	<.01	<2	<.001	<.001	<.01	0.13	<.01	0.002	<.001	0.001	<.01	0.48	0.006	0.001	0.06	0.18	<.01	0.16	<.001	<.001	76	-
B615383	0.05	0.001	<.01	<.01	<2	<.001	<.001	0.01	0.14	<.01	0.002	<.001	0.001	<.01	0.51	0.01	0.001	0.07	0.19	<.01	0.16	<.001	<.001	37	3.35
B615384	0.033	0.001	<.01	<.01	<2	<.001	<.001	0.01	0.16	<.01	0.002	<.001	<.001	<.01	0.43	0.011	0.001	0.09	0.22	0.01	0.17	<.001	<.001	30	3.44
B615385	0.034	0.001	<.01	<.01	<2	<.001	<.001	0.01	0.2	<.01	0.002	<.001	0.001	<.01	0.46	0.011	0.001	0.1	0.24	0.01	0.16	<.001	<.001	40	4.29
B615386	0.009	0.002	<.01	<.01	<2	<.001	<.001	0.01	0.32	<.01	0.002	<.001	0.001	<.01	0.77	0.014	0.001	0.06	0.3	0.01	0.19	<.001	<.001	6	4.58
B615387 (I	<.001	0.001	<.01	0.01	<2	0.004	0.001	0.05	4.02	<.01	0.007	<.001	0.001	<.01	1.03	0.044	0.006	0.92	2.19	0.05	0.11	<.001	<.001	<1	1.84
B615388	0.036	0.002	<.01	<.01	<2	<.001	<.001	0.02	0.56	<.01	0.004	<.001	<.001	<.01	0.85	0.015	0.001	0.13	0.44	0.02	0.24	<.001	<.001	37	3.65

B615389	0.017	0.002	<.01	<.01	<2	<.001	<.001	0.03	0.55	<.01	0.003	<.001	0.001	<.01	1.28	0.022	0.001	0.08	0.38	0.01	0.25	<.001	<.001	13	4.81
B615390	0.011	0.004	0.01	0.01	<2	<.001	<.001	0.03	0.65	<.01	0.005	<.001	0.001	<.01	1.28	0.015	0.001	0.28	0.59	0.01	0.23	<.001	<.001	8	4.46
B615391	0.022	0.002	<.01	<.01	<2	<.001	<.001	0.02	0.6	<.01	0.005	<.001	0.001	<.01	0.65	0.01	0.001	0.32	0.74	0.01	0.22	<.001	<.001	16	5.32
B615392	0.061	0.001	<.01	<.01	<2	<.001	<.001	<.01	0.23	<.01	0.001	<.001	<.001	<.01	0.16	0.006	0.001	0.14	0.16	<.01	0.12	<.001	<.001	63	3.09
B615393	0.007	0.001	<.01	<.01	<2	<.001	<.001	0.01	0.33	<.01	0.002	<.001	<.001	<.01	0.51	0.019	0.001	0.15	0.27	<.01	0.13	<.001	<.001	6	3.84
B615394	0.016	0.003	<.01	0.01	<2	0.001	<.001	0.01	0.43	<.01	0.001	<.001	<.001	<.01	0.57	0.029	0.001	0.13	0.26	<.01	0.17	0.001	<.001	19	5.09
B615395	0.015	0.002	<.01	<.01	<2	<.001	<.001	0.01	0.22	<.01	0.002	<.001	0.001	<.01	1.41	0.007	0.001	0.14	0.13	<.01	0.06	<.001	<.001	21	3.96
B615396	0.033	0.002	0.01	<.01	<2	<.001	<.001	0.01	0.23	<.01	0.001	<.001	<.001	<.01	0.85	0.006	0.001	0.06	0.1	<.01	0.06	<.001	<.001	36	3.95
B615397	0.018	0.002	<.01	0.01	<2	0.001	<.001	<.01	0.31	<.01	0.001	<.001	0.001	<.01	0.41	0.013	0.001	0.08	0.2	<.01	0.1	0.002	<.001	20	4.4
B615398	0.007	0.002	<.01	<.01	<2	<.001	<.001	0.01	0.35	<.01	0.001	<.001	<.001	<.01	0.45	0.018	0.001	0.11	0.35	<.01	0.13	0.001	<.001	9	5.28
B615399	0.027	0.001	<.01	<.01	<2	<.001	<.001	0.01	0.31	<.01	0.001	<.001	<.001	<.01	0.51	0.016	0.001	0.09	0.31	<.01	0.13	<.001	<.001	18	4.23
B615400	0.004	0.001	<.01	<.01	<2	<.001	<.001	0.01	0.4	<.01	0.002	<.001	0.001	<.01	0.74	0.019	0.001	0.16	0.42	0.01	0.12	<.001	<.001	3	4.66
B616701	0.022	0.001	<.01	<.01	<2	<.001	<.001	0.01	0.3	<.01	0.001	<.001	0.001	<.01	0.68	0.014	0.001	0.12	0.33	<.01	0.1	<.001	<.001	16	4.71
B616702	0.012	0.001	<.01	<.01	<2	<.001	<.001	0.01	0.46	<.01	0.001	<.001	0.001	<.01	0.58	0.022	0.001	0.24	0.61	<.01	0.12	<.001	<.001	8	4.55
B616703	0.007	0.001	<.01	<.01	<2	<.001	<.001	0.01	0.42	<.01	0.001	<.001	<.001	<.01	0.67	0.019	0.001	0.16	0.47	<.01	0.12	<.001	<.001	2	5
B616704	0.007	0.001	<.01	<.01	<2	<.001	<.001	0.01	0.28	<.01	0.001	<.001	<.001	<.01	0.52	0.014	0.001	0.08	0.22	<.01	0.11	<.001	<.001	2	5.51
STANDAR	0.048	0.569	1.59	4.21	168	0.384	0.042	0.2	22.89	0.23	0.179	0.031	0.132	<.01	2.3	0.078	0.07	1.69	1.44	0.21	0.51	0.12	0.179	1	-

From ACME ANALYTICAL LABORATORIES LTD. 852 E. HASTINGS ST. VANCOUVER BC V6A 1R6 PHONE(604)253-3158 FAX(604)253-1716 @ CSV TEXT FORMAT
To New Cantech Ventures Inc.
Acme file # A507016 Page 1 Received: NOV 2 2005 * 52 samples in this disk file.
Analysis: GROUP 7AR - 1.000 GM SAMPLE, AQUA - REGIA (HCL-HNO3-H2O) DIGESTION TO 100 ML, ANALYSED BY ICP-ES.
RE GROUP 1F-MS (1 gm) ANALYSIS BY ICP-MS.

ELEMENT	Mo	Cu	Pb	Zn	Ag	Ni	Co	Mn	Fe	As	Sr	Cd	Sb	Bi	Ca	P	Cr	Mg	Al	Na	K	W	Hg	Re	Sample
SAMPLES	%	%	%	%	gm/mt	%	%	%	%	%	%	%	%	%	%	%	%	%	%	%	%	%	%	ppb	kg
G-1	<.001	<.001	<.01	<.01	<2	0.001	<.001	0.05	1.82	<.01	0.006	<.001	<.001	<.01	0.54	0.076	0.001	0.54	1	0.07	0.49	<.001	<.001	<1	-
B615401	0.005	<.001	<.01	<.01	<2	<.001	<.001	0.01	0.17	<.01	0.001	<.001	<.001	<.01	0.24	0.014	<.001	0.05	0.26	0.1	0.11	<.001	<.001	<1	2.98
B615402	0.002	0.001	<.01	<.01	<2	<.001	<.001	0.01	0.21	<.01	0.001	<.001	0.001	<.01	0.29	0.011	0.001	0.05	0.26	0.13	0.15	0.001	0.001	<1	4.59
B615403	0.006	<.001	<.01	<.01	<2	<.001	<.001	0.01	0.16	<.01	0.001	<.001	<.001	<.01	0.38	0.012	<.001	0.06	0.3	0.04	0.13	<.001	<.001	3	3.59
B615404	0.004	0.001	<.01	<.01	<2	0.001	<.001	0.01	0.21	<.01	0.001	<.001	0.001	<.01	0.39	0.014	0.001	0.02	0.22	0.03	0.14	<.001	<.001	<1	4.48
B615405	0.009	<.001	<.01	<.01	<2	<.001	<.001	0.01	0.18	<.01	0.001	<.001	<.001	<.01	0.44	0.014	0.001	0.03	0.24	0.06	0.12	<.001	<.001	4	4.51
B615406	0.006	<.001	<.01	<.01	<2	<.001	<.001	0.01	0.19	<.01	0.001	<.001	<.001	<.01	0.44	0.018	0.001	0.03	0.29	0.07	0.13	<.001	<.001	4	4.08
B615407	0.013	<.001	<.01	<.01	<2	<.001	<.001	0.01	0.69	<.01	0.001	<.001	<.001	<.01	0.64	0.016	0.001	0.06	0.35	0.03	0.12	<.001	<.001	8	5.11
B615408	0.006	0.001	<.01	<.01	<2	0.001	<.001	0.01	0.32	<.01	0.001	<.001	0.001	<.01	0.62	0.016	0.001	0.07	0.38	0.07	0.14	<.001	<.001	2	3.6
B615409	0.007	<.001	<.01	<.01	<2	<.001	<.001	0.01	0.19	<.01	0.001	<.001	<.001	<.01	0.45	0.014	0.001	0.08	0.34	0.05	0.15	<.001	<.001	2	4.29
B615410	0.012	<.001	<.01	<.01	<2	<.001	<.001	0.01	0.16	<.01	0.001	<.001	<.001	<.01	0.33	0.012	0.001	0.05	0.26	0.03	0.17	<.001	<.001	4	3.61
RE B6154	0.012	<.001	<.01	<.01	<2	<.001	<.001	0.01	0.18	<.01	0.001	<.001	0.001	<.01	0.34	0.015	0.001	0.05	0.26	0.07	0.18	<.001	<.001	5	-
RRE B615	0.012	<.001	<.01	<.01	<2	0.001	<.001	0.01	0.15	<.01	0.001	<.001	<.001	<.01	0.37	0.012	0.001	0.05	0.26	0.04	0.09	<.001	<.001	4	-
B615411	0.054	<.001	<.01	<.01	<2	<.001	<.001	0.01	0.19	<.01	0.001	<.001	<.001	<.01	0.3	0.01	0.001	0.06	0.27	0.01	0.19	<.001	0.001	26	3.82
B615412	0.005	<.001	<.01	<.01	<2	0.001	<.001	0.01	0.18	<.01	0.001	<.001	<.001	<.01	0.28	0.013	0.001	0.08	0.3	0.08	0.17	<.001	<.001	5	4.45
B615413	0.006	<.001	<.01	<.01	<2	<.001	<.001	0.01	0.18	<.01	0.001	<.001	0.001	<.01	0.27	0.015	<.001	0.12	0.32	0.07	0.23	<.001	<.001	2	4.06
B615414	0.011	<.001	<.01	<.01	<2	<.001	<.001	0.01	0.16	<.01	0.001	<.001	<.001	<.01	0.28	0.01	0.001	0.11	0.32	0.05	0.15	<.001	<.001	4	4.49
B615415	0.01	0.001	<.01	<.01	<2	<.001	<.001	0.01	0.17	<.01	0.001	<.001	0.001	<.01	0.32	0.011	0.001	0.06	0.27	0.01	0.2	<.001	<.001	5	5.34
B615416	0.012	<.001	<.01	<.01	<2	<.001	<.001	0.01	0.15	<.01	0.001	<.001	0.001	<.01	0.37	0.016	<.001	0.06	0.26	<.01	0.13	<.001	0.001	9	4.79
B615417	0.008	<.001	<.01	<.01	<2	<.001	<.001	0.01	0.17	<.01	0.001	<.001	<.001	<.01	0.25	0.013	0.001	0.09	0.27	0.04	0.21	0.001	<.001	4	4.45
B615418	0.009	<.001	<.01	<.01	<2	0.001	<.001	0.01	0.19	<.01	0.001	<.001	<.001	<.01	0.2	0.013	0.001	0.09	0.27	0.03	0.17	<.001	<.001	4	4.93
B615419	0.008	0.001	<.01	<.01	<2	<.001	<.001	0.01	0.21	<.01	0.002	<.001	<.001	<.01	0.23	0.012	<.001	0.11	0.32	0.08	0.15	<.001	0.001	7	4.12
B615420	0.019	<.001	<.01	<.01	<2	0.001	<.001	0.01	0.19	<.01	0.001	<.001	<.001	<.01	0.16	0.011	0.001	0.1	0.29	0.02	0.2	<.001	<.001	18	4.29
B615421	0.036	0.001	<.01	<.01	<2	<.001	<.001	0.01	0.14	<.01	<.001	<.001	0.001	<.01	0.07	0.008	<.001	0.06	0.2	0.02	0.21	<.001	<.001	18	4.57
B615422 (	<.001	0.001	<.01	<.01	<2	0.005	0.001	0.05	3.71	<.01	0.007	<.001	<.001	<.01	0.92	0.044	0.006	0.79	2.06	0.03	0.11	<.001	<.001	<1	1.06
B615423	0.106	0.001	<.01	<.01	<2	<.001	<.001	0.01	0.19	<.01	0.001	<.001	<.001	<.01	0.26	0.01	0.001	0.07	0.21	0.03	0.13	<.001	<.001	58	4.48
B615424	0.071	0.001	<.01	<.01	<2	<.001	<.001	0.01	0.2	<.01	0.001	<.001	<.001	<.01	0.41	0.01	0.001	0.07	0.21	<.01	0.17	<.001	<.001	16	4.15
B615425	0.186	<.001	<.01	<.01	<2	<.001	<.001	0.01	0.21	<.01	0.001	<.001	<.001	<.01	0.28	0.008	0.001	0.07	0.25	<.01	0.13	<.001	<.001	92	3.8
B615426	0.005	<.001	<.01	<.01	<2	<.001	<.001	0.01	0.25	<.01	0.002	<.001	0.001	<.01	0.44	0.017	0.001	0.13	0.35	0.06	0.14	<.001	<.001	3	4.07
B615427	0.008	0.001	<.01	<.01	<2	<.001	<.001	0.01	0.24	<.01	0.002	<.001	0.001	<.01	0.38	0.022	<.001	0.17	0.38	0.05	0.15	<.001	<.001	5	3.69
B615428	0.069	<.001	<.01	<.01	<2	<.001	<.001	0.01	0.19	<.01	0.002	<.001	<.001	<.01	1.13	0.018	<.001	0.15	0.35	<.01	0.15	<.001	<.001	48	4.84
B615429	0.044	<.001	<.01	<.01	<2	<.001	<.001	0.01	0.21	<.01	0.002	<.001	<.001	<.01	0.37	0.011	<.001	0.14	0.36	0.07	0.18	<.001	<.001	28	4.5
B615430	0.008	0.001	<.01	<.01	<2	<.001	<.001	0.01	0.16	<.01	0.001	<.001	0.001	<.01	0.22	0.013	<.001	0.07	0.26	0.05	0.16	<.001	<.001	4	3.76
B615431	0.008	0.001	<.01	<.01	<2	0.001	<.001	0.01	0.15	<.01	0.001	<.001	<.001	<.01	0.2	0.011	0.001	0.1	0.29	0.08	0.14	<.001	0.001	4	4.82
B615432	0.04	0.001	<.01	<.01	<2	<.001	<.001	0.01	0.14	<.01	0.002	<.001	<.001	<.01	0.23	0.013	<.001	0.04	0.25	0.03	0.11	<.001	<.001	27	3.8
STANDAR	0.048	0.569	1.51	4.2	158	0.36	0.046	0.21	23.23	0.23	0.172	0.031	0.136	<.01	2.38	0.09	0.071	1.68	1.46	0.17	0.54	0.064	0.187	1	-
B615433	0.006	0.001	<.01	<.01	<2	<.001	<.001	0.01	0.32	<.01	0.002	<.001	0.001	<.01	0.37	0.018	0.001	0.16	0.38	0.09	0.18	<.001	<.001	2	4.06
B615434	0.011	0.001	<.01	<.01	<2	0.001	<.001	0.01	0.22	<.01	0.002	<.001	<.001	<.01	0.42	0.016	0.001	0.09	0.26	0.03	0.14	<.001	<.001	4	4.37
RE B6154	0.011	0.001	<.01	<.01	<2	<.001	<.001	0.01	0.22	<.01	0.002	<.001	<.001	<.01	0.43	0.019	<.001	0.1	0.29	0.03	0.19	<.001	<.001	3	-
RRE B615	0.011	0.001	<.01	<.01	<2	0.001	<.001	0.01	0.24	<.01	0.002	<.001	<.001	<.01	0.45	0.013	0.001	0.1	0.26	0.06	0.16	<.001	<.001	10	-
B615435	0.009	<.001	<.01	<.01	<2	0.001	<.001	0.01	0.18	<.01	0.002	<.001	<.001	<.01	0.42	0.015	0.001	0.03	0.22	0.09	0.15	<.001	<.001	3	3.69
B615436	0.01	0.001	<.01	<.01	<2	<.001	<.001	0.01	0.17	<.01	0.002	<.001	<.001	<.01	0.35	0.017	0.001	0.02	0.2	0.09	0.13	0.001	<.001	5	5.44
B615437	0.018	<.001	<.01	<.01	<2	<.001	<.001	0.01	0.15	<.01	0.001	<.001	0.001	<.01	0.19	0.014	0.001	0.01	0.2	0.03	0.11	<.001	<.001	12	4.33
B615438	0.016	<.001	<.01	<.01	<2	<.001	<.001	<.01	0.15	<.01	0.002	<.001	<.001	<.01	0.11	0.013	0.001	0.01	0.19	0.03	0.1	<.001	<.001	10	4.39
B615439	0.044	0.001	<.01	<.01	<2	<.001	<.001	<.01	0.13	<.01	0.001	<.001	0.001	<.01	0.1	0.016	<.001	0.01	0.17	0.05	0.11	<.001	<.001	31	4.35
B615440	0.045	0.001	<.01	<.01	<2	<.001	<.001	0.01	0.18	<.01	0.001	<.001	0.001	<.01	0.38	0.013	0.001	0.02	0.21	0.07	0.11	<.001	<.001	34	4.62
B615441	0.008	0.001	<.01	<.01	<2	<.001	<.001	0.01	0.19	<.01	0.002	<.001	<.001	<.01	0.43	0.015	0.001	0.02	0.21	0.04	0.15	<.001	<.001	7	4.34
B615442	0.014	0.001	<.01	<.01	<2	<.001	<.001	0.01	0.16	<.01	0.002	<.001	<.001	<.01	0.29	0.016	0.001	0.02	0.24	0.02	0.13	<.001	<.001	12	3.33
B615443	0.02	0.001	<.01	<.01	<2	<.001	<.001	<.01	0.16	<.01	0.001	<.001	<.001	<.01	0.27	0.015	0.001	0.02	0.2	0.08	0.12	<.001	<.001	16	4.01
B615444	0.013	0.001	<.01	<.01	<2	<.001	<.001	0.01	0.18	<.01	0.001	<.001	<.001	<.01	0.31	0.014	0.001	0.02	0.21	0.02	0.14	<.001	<.001	6	4.15
B615445	0.034	<.001	<.01	<.01	<2	<.001	<.001	0.01	0.19	<.01	0.001	<.001	<.001	<.01	0.36	0.018	0.001	0.03	0.2	<.01	0.16	<.001	<.001	36	4.75
B615446	0.017	0.001	0.01	0.02	<2	0.001	<.001	0.01	0.18	<.01	0.001	<.001	<.001	<.01	0.3	0.016	0.001	0.02	0.19	0.04	0.12	<.001	<.001	15	4.62
B615447	0.043	<.001	<.01	<.01	<2	<.001	<.001	0.01	0.18	<.01	0.001	<.001	<.001	<.01	0.29	0.015	0.001	0.02	0.18	0.03	0.15	<.001	<.001	31	4.92

STANDAR	0.048	0.555	1.44	4.14	157	0.354	0.044	0.2	22.74	0.22	0.171	0.03	0.132	<.01	2.32	0.085	0.07	1.61	1.38	0.17	0.54	0.063	0.177	2	-

From ACME ANALYTICAL LABORATORIES LTD. 852 E. HASTINGS ST. VANCOUVER BC V6A 1R6 PHONE(604)253-3158 FAX(604)253-1716 @ CSV TEXT FORMAT
To New Cantech Ventures Inc.
Acme file # A507044 Page 1 Received: NOV 2 2005 * 80 samples in this disk file.
Analysis: GROUP 7AR - 1.000 GM SAMPLE, AQUA - REGIA (HCL-HNO3-H2O) DIGESTION TO 100 ML, ANALYSED BY ICP-ES.
RE GROUP 1F-MS - 1.00 GM SAMPLE ANALYSIS BY ICP-MS.

ELEMENT	Mo	Cu	Pb	Zn	Ag	Ni	Co	Mn	Fe	As	Sr	Cd	Sb	Bi	Ca	P	Cr	Mg	Al	Na	K	W	Hg	Re	Sample
SAMPLES	%	%	%	%	gm/mt	%	%	%	%	%	%	%	%	%	%	%	%	%	%	%	%	%	%	ppb	kg
G-1	<.001	0.001	<.01	<.01	<2	0.001	0.001	0.06	2	<.01	0.008	<.001	0.001	<.01	0.58	0.076	0.001	0.61	1.15	0.1	0.53	<.001	<.001	1	-
B615448	0.014	0.001	<.01	<.01	<2	<.001	<.001	0.01	0.19	<.01	0.001	<.001	<.001	<.01	0.37	0.008	<.001	0.06	0.2	0.02	0.19	<.001	<.001	10	5.35
B615449 (r	<.001	0.001	<.01	0.01	<2	0.004	0.001	0.05	3.89	<.01	0.007	<.001	<.001	<.01	0.96	0.044	0.006	0.89	2.17	0.06	0.11	<.001	<.001	1	1.31
B615450	0.021	0.001	<.01	<.01	<2	<.001	<.001	0.01	0.16	<.01	0.001	<.001	0.001	<.01	0.29	0.011	0.001	0.06	0.21	0.04	0.17	<.001	<.001	17	4.35
B615451	0.024	<.001	<.01	<.01	<2	<.001	<.001	<.01	0.14	<.01	0.001	<.001	<.001	<.01	0.21	0.01	<.001	0.02	0.17	0.04	0.12	<.001	<.001	24	4.08
RE B6154	0.024	<.001	<.01	<.01	<2	<.001	<.001	<.01	0.15	<.01	0.001	<.001	<.001	<.01	0.21	0.011	<.001	0.02	0.17	0.05	0.12	<.001	<.001	25	-
RRE B615	0.026	<.001	<.01	<.01	<2	<.001	<.001	0.01	0.2	<.01	0.001	<.001	<.001	<.01	0.22	0.011	0.001	0.02	0.2	0.05	0.15	<.001	<.001	24	-
B615452	0.028	0.001	<.01	<.01	<2	<.001	<.001	0.01	0.12	<.01	0.001	<.001	<.001	<.01	0.23	0.009	0.001	0.02	0.17	0.03	0.16	<.001	<.001	17	4.25
B615453	0.036	0.001	<.01	<.01	<2	<.001	<.001	0.01	0.13	<.01	0.001	<.001	0.001	<.01	0.25	0.008	<.001	0.02	0.18	0.03	0.16	<.001	<.001	29	3.65
B615454	0.033	0.002	<.01	0.01	<2	0.001	<.001	0.01	0.22	<.01	0.002	<.001	<.001	<.01	0.27	0.01	0.001	0.03	0.19	0.03	0.13	<.001	<.001	23	4.67
B615455	0.035	0.001	<.01	<.01	<2	<.001	<.001	0.01	0.19	<.01	0.002	<.001	<.001	<.01	1.25	0.009	0.001	0.04	0.23	0.03	0.13	0.001	<.001	32	4.35
B615456	0.022	<.001	<.01	<.01	<2	<.001	<.001	0.01	0.14	<.01	0.001	<.001	<.001	<.01	0.36	0.009	<.001	0.02	0.19	0.02	0.16	<.001	<.001	21	4.65
B615457	0.014	0.001	<.01	<.01	<2	<.001	<.001	0.01	0.16	<.01	0.001	<.001	<.001	<.01	0.28	0.009	<.001	0.03	0.17	0.02	0.12	0.001	<.001	10	4.14
B615458	0.019	0.001	<.01	<.01	<2	<.001	<.001	0.01	0.18	<.01	0.001	<.001	<.001	<.01	0.35	0.01	<.001	0.04	0.22	0.03	0.14	<.001	<.001	11	4.28
B615459	0.019	0.002	0.01	0.01	<2	<.001	<.001	0.01	0.18	<.01	0.002	<.001	<.001	<.01	0.52	0.012	<.001	0.03	0.19	0.04	0.13	<.001	<.001	13	4.26
B615460	0.024	0.001	<.01	<.01	<2	<.001	<.001	0.01	0.17	<.01	0.002	<.001	0.001	<.01	0.54	0.014	<.001	0.05	0.19	0.02	0.12	<.001	<.001	24	4.55
B615461	0.011	0.002	<.01	<.01	<2	<.001	<.001	0.02	0.43	<.01	0.002	<.001	<.001	<.01	0.7	0.018	0.001	0.1	0.25	0.04	0.17	<.001	<.001	7	4.51
B615462 (r	<.001	0.001	<.01	0.01	<2	0.004	0.001	0.05	3.73	<.01	0.007	<.001	<.001	<.01	0.8	0.041	0.006	0.85	2.09	0.05	0.12	<.001	<.001	1	1.48
B615463	0.036	0.001	<.01	<.01	<2	<.001	<.001	0.01	0.32	<.01	0.004	<.001	<.001	<.01	0.48	0.015	0.001	0.1	0.2	0.03	0.13	<.001	<.001	39	5.01
B615464	0.029	<.001	<.01	<.01	<2	<.001	<.001	0.01	0.29	<.01	0.004	<.001	0.001	<.01	0.52	0.016	<.001	0.1	0.23	0.05	0.16	<.001	<.001	27	4.48
B615465	0.076	0.001	<.01	<.01	<2	<.001	<.001	0.01	0.22	<.01	0.002	<.001	<.001	<.01	0.72	0.014	<.001	0.05	0.23	0.03	0.18	<.001	<.001	40	4.06
B615466	0.18	<.001	<.01	<.01	<2	<.001	<.001	0.01	0.19	<.01	0.002	<.001	<.001	<.01	0.55	0.012	0.001	0.04	0.21	0.03	0.16	<.001	<.001	106	4.78
B615467	0.076	0.001	<.01	<.01	<2	<.001	<.001	0.01	0.25	<.01	0.002	<.001	<.001	<.01	0.58	0.014	<.001	0.05	0.22	0.03	0.17	<.001	<.001	69	3.57
B615468	0.047	0.002	<.01	<.01	<2	<.001	<.001	0.01	0.33	<.01	0.003	<.001	<.001	<.01	0.7	0.017	0.001	0.08	0.34	0.03	0.16	<.001	<.001	37	4.25
B615469	0.04	0.001	<.01	<.01	<2	<.001	<.001	0.01	0.22	<.01	0.002	<.001	<.001	<.01	0.59	0.016	<.001	0.05	0.26	0.04	0.15	<.001	<.001	30	3.84
B615470	0.066	0.001	<.01	<.01	<2	<.001	<.001	0.01	0.14	<.01	0.002	<.001	<.001	<.01	0.51	0.013	<.001	0.05	0.23	0.03	0.14	<.001	<.001	60	4.38
B615471	0.092	0.001	<.01	<.01	<2	<.001	<.001	0.01	0.14	<.01	0.002	<.001	0.001	<.01	0.44	0.013	<.001	0.05	0.23	0.03	0.13	<.001	<.001	79	4.26
B615472	0.039	<.001	<.01	<.01	<2	<.001	<.001	0.01	0.15	<.01	0.003	<.001	<.001	<.01	0.79	0.013	<.001	0.07	0.33	0.03	0.12	<.001	<.001	36	4.03
B615473	0.061	0.005	0.03	0.05	2	<.001	<.001	0.01	0.21	<.01	0.002	0.001	0.001	<.01	0.4	0.013	<.001	0.06	0.21	0.02	0.11	<.001	<.001	56	4.41
B615474	0.181	0.001	0.01	0.03	<2	<.001	<.001	0.01	0.15	<.01	0.002	0.001	0.001	<.01	0.44	0.011	<.001	0.06	0.24	0.01	0.12	<.001	<.001	188	4.78
B615475	0.182	0.001	<.01	0.01	<2	<.001	<.001	<.01	0.17	<.01	0.001	<.001	0.001	<.01	0.27	0.008	<.001	0.06	0.21	0.01	0.15	<.001	<.001	202	2.67
B615476	0.122	0.001	<.01	<.01	<2	<.001	<.001	0.01	0.16	<.01	0.002	<.001	<.001	<.01	0.28	0.009	<.001	0.03	0.18	0.01	0.16	<.001	<.001	120	3.21
B615477	0.074	0.001	<.01	<.01	<2	<.001	<.001	0.01	0.14	<.01	0.001	<.001	<.001	<.01	0.35	0.013	<.001	0.02	0.2	0.02	0.18	<.001	<.001	52	4.43
B615478	0.106	0.001	<.01	<.01	<2	<.001	<.001	0.01	0.13	<.01	0.001	<.001	<.001	<.01	0.32	0.011	<.001	0.02	0.18	0.02	0.17	<.001	<.001	80	4.45
B615479	0.102	0.001	<.01	<.01	<2	<.001	<.001	0.01	0.11	<.01	0.001	<.001	<.001	<.01	0.41	0.01	<.001	0.03	0.19	0.01	0.16	<.001	<.001	92	4.77
STANDAR	0.049	0.559	1.53	4.27	156	0.361	0.044	0.2	22.32	0.23	0.163	0.03	0.133	<.01	2.3	0.083	0.069	1.66	1.41	0.2	0.51	0.071	0.18	1	-
G-1	<.001	0.001	<.01	<.01	<2	<.001	<.001	0.05	1.74	<.01	0.006	<.001	<.001	<.01	0.5	0.07	0.001	0.55	0.96	0.08	0.47	<.001	<.001	<1	-
B615480	0.086	0.002	<.01	<.01	<2	<.001	<.001	0.01	0.13	<.01	0.001	<.001	0.001	<.01	0.31	0.009	0.001	0.02	0.16	0.01	0.16	<.001	<.001	78	4.4
B615481	0.059	0.001	<.01	<.01	<2	<.001	<.001	0.01	0.12	<.01	0.002	<.001	<.001	<.01	0.53	0.01	<.001	0.03	0.15	0.01	0.14	<.001	<.001	53	4.98
B615482	0.375	0.001	<.01	<.01	<2	<.001	<.001	<.01	0.16	<.01	0.001	<.001	0.001	<.01	0.3	0.005	0.001	0.02	0.14	0.01	0.13	<.001	<.001	267	3.88
B615483	0.139	0.001	<.01	<.01	<2	<.001	<.001	0.01	0.14	<.01	0.002	<.001	<.001	<.01	0.4	0.009	<.001	0.03	0.17	0.01	0.14	<.001	<.001	92	4.97
B615484	0.169	0.001	<.01	<.01	<2	<.001	<.001	0.01	0.18	<.01	0.002	<.001	<.001	<.01	0.37	0.009	<.001	0.04	0.2	0.02	0.15	<.001	<.001	123	4.09
B615485	0.231	0.001	<.01	<.01	<2	<.001	<.001	0.01	0.16	<.01	0.001	<.001	<.001	<.01	0.28	0.008	0.001	0.02	0.15	0.02	0.14	<.001	<.001	176	4.93
B615486	0.149	0.001	<.01	<.01	<2	<.001	<.001	0.01	0.18	<.01	0.001	<.001	<.001	<.01	0.36	0.01	<.001	0.02	0.18	0.02	0.16	<.001	<.001	105	3.36
B615487	0.253	0.001	<.01	<.01	<2	<.001	<.001	0.01	0.18	<.01	0.001	<.001	0.001	<.01	0.4	0.01	<.001	0.03	0.19	0.02	0.14	<.001	<.001	246	3.85
B615488	0.115	0.001	<.01	<.01	<2	<.001	<.001	0.01	0.15	<.01	0.001	<.001	<.001	<.01	0.32	0.011	0.001	0.02	0.15	0.02	0.12	<.001	<.001	129	4.77
B615489 (r	0.001	0.001	<.01	0.01	<2	0.004	0.001	0.04	3.5	<.01	0.008	<.001	<.001	<.01	0.84	0.038	0.005	0.81	2.1	0.05	0.12	<.001	<.001	2	1.33
B615490	0.073	0.001	<.01	<.01	<2	<.001	<.001	0.01	0.18	<.01	0.001	<.001	<.001	<.01	0.43	0.012	0.001	0.03	0.22	0.03	0.16	<.001	<.001	61	4.91
B615491	0.065	0.001	0.01	0.01	<2	<.001	<.001	0.01	0.16	<.01	0.001	<.001	<.001	<.01	0.48	0.013	<.001	0.03	0.19	0.02	0.13	<.001	<.001	51	4.26
B615492	0.063	0.001	<.01	<.01	<2	<.001	<.001	0.01	0.2	<.01	0.002	<.001	0.001	<.01	0.55	0.012	<.001	0.04	0.22	0.01	0.14	<.001	<.001	44	4.45
B615493	0.122	0.001	<.01	<.01	<2	<.001	<.001	0.01	0.16	<.01	0.001	<.001	<.001	<.01	0.38	0.011	<.001	0.04	0.18	0.01	0.13	<.001	<.001	110	4.31
B615494	0.059	0.002	<.01	0.01	<2	<.001	<.001	0.01	0.2	<.01	0.002	<.001	<.001	<.01	0.4	0.009	<.001	0.06	0.23	0.01	0.14	0.001	<.001	47	4.19
B615495	0.066	0.001	<.01	<.01	<2	<.001	<.001	0.01	0.18	<.01	0.002	<.001	<.001	<.01	0.73	0.01	<.001	0.07	0.27	0.01	0.14	<.001	<.001	55	4.15

B615496	0.045	0.001	<.01	<.01	<2	<.001	<.001	0.01	0.2	<.01	0.002	<.001	<.001	<.01	0.41	0.012	<.001	0.06	0.27	0.02	0.15	<.001	<.001	26	4.63
B615497	0.064	0.001	<.01	<.01	<2	<.001	<.001	0.01	0.19	<.01	0.001	<.001	<.001	<.01	0.32	0.011	<.001	0.05	0.21	0.01	0.13	<.001	<.001	54	4.99
B615498	0.08	0.001	<.01	<.01	<2	<.001	<.001	0.01	0.19	<.01	0.002	<.001	<.001	<.01	0.36	0.01	<.001	0.07	0.25	0.01	0.13	<.001	<.001	75	4.61
B615499	0.03	0.001	<.01	<.01	<2	<.001	<.001	0.01	0.2	<.01	0.002	<.001	<.001	<.01	0.47	0.011	<.001	0.07	0.25	0.02	0.14	<.001	<.001	23	4.84
RE B6154	0.029	0.001	<.01	<.01	<2	<.001	<.001	0.01	0.2	<.01	0.002	<.001	<.001	<.01	0.47	0.011	<.001	0.07	0.25	0.01	0.14	<.001	<.001	24	-
RRE B615	0.033	0.001	<.01	<.01	<2	<.001	<.001	0.01	0.19	<.01	0.002	<.001	<.001	<.01	0.46	0.011	<.001	0.07	0.25	0.01	0.13	<.001	<.001	25	-
B615500	0.037	0.001	<.01	<.01	<2	<.001	<.001	0.01	0.23	<.01	0.002	<.001	<.001	<.01	0.55	0.017	<.001	0.09	0.26	0.01	0.15	<.001	<.001	33	4.14
B615501	0.039	0.001	<.01	<.01	<2	<.001	<.001	0.01	0.21	<.01	0.001	<.001	<.001	<.01	0.41	0.009	<.001	0.07	0.19	0.01	0.13	<.001	<.001	35	3.6
B615502	0.024	0.002	<.01	<.01	<2	<.001	<.001	0.01	0.24	<.01	0.003	<.001	<.001	<.01	1.03	0.01	<.001	0.09	0.28	<.01	0.12	<.001	<.001	22	3.89
B615503	0.096	0.001	<.01	<.01	<2	<.001	<.001	0.01	0.21	<.01	0.001	<.001	<.001	<.01	0.31	0.004	0.001	0.05	0.15	0.01	0.11	<.001	<.001	53	5.03
B615504	0.044	0.001	<.01	0.01	<2	<.001	<.001	0.01	0.26	<.01	0.002	<.001	<.001	<.01	0.52	0.008	0.001	0.08	0.25	0.01	0.14	0.001	<.001	29	4.92
B615505	0.05	0.001	<.01	<.01	<2	<.001	<.001	0.01	0.23	<.01	0.002	<.001	<.001	<.01	0.71	0.01	<.001	0.06	0.24	0.01	0.14	<.001	<.001	40	4.91
B615506	0.052	0.001	<.01	<.01	<2	<.001	<.001	0.01	0.22	<.01	0.001	<.001	0.001	<.01	0.68	0.005	<.001	0.03	0.17	0.01	0.15	<.001	<.001	28	3.63
B615507	0.061	0.001	<.01	<.01	<2	<.001	<.001	0.01	0.21	<.01	0.001	<.001	<.001	<.01	0.53	0.01	<.001	0.04	0.18	<.01	0.13	<.001	<.001	32	5.06
B615508	0.032	0.001	<.01	<.01	<2	<.001	<.001	0.01	0.47	<.01	0.003	<.001	0.001	<.01	1.33	0.021	<.001	0.16	0.44	<.01	0.15	<.001	<.001	28	4.59
B615509	0.02	0.002	<.01	<.01	<2	0.001	<.001	0.02	0.88	<.01	0.003	<.001	<.001	<.01	0.84	0.033	0.002	0.48	0.79	0.01	0.4	<.001	<.001	14	4.32
B615510	0.008	0.003	<.01	<.01	<2	0.002	<.001	0.04	1.31	<.01	0.002	<.001	<.001	<.01	0.66	0.021	0.004	0.75	0.98	0.01	0.62	<.001	<.001	4	4.48
B615511	0.007	0.001	<.01	<.01	<2	<.001	<.001	0.02	0.6	<.01	0.002	<.001	<.001	<.01	0.55	0.024	0.001	0.37	0.57	0.01	0.29	<.001	<.001	10	4.87
STANDAR	0.049	0.558	1.57	4.2	159	0.362	0.045	0.2	22.75	0.24	0.165	0.03	0.137	<.01	2.29	0.083	0.071	1.66	1.4	0.2	0.52	0.081	0.185	<1	-
G-1	<.001	<.001	<.01	<.01	<2	<.001	<.001	0.06	1.92	<.01	0.007	<.001	0.001	<.01	0.54	0.076	0.001	0.64	1.03	0.08	0.53	<.001	<.001	<1	-
B615512	0.005	<.001	<.01	<.01	<2	<.001	<.001	0.01	0.34	<.01	0.001	<.001	<.001	<.01	0.43	0.013	0.001	0.13	0.27	0.01	0.13	<.001	<.001	5	4.72
B615513	0.003	<.001	<.01	<.01	<2	<.001	<.001	<.01	0.21	<.01	<.001	<.001	<.001	<.01	0.32	0.012	0.001	0.04	0.09	<.01	0.07	<.001	<.001	3	4.13
B615514	0.005	<.001	<.01	<.01	<2	<.001	<.001	<.01	0.23	<.01	0.001	<.001	<.001	<.01	0.43	0.014	0.001	0.05	0.11	<.01	0.08	<.001	<.001	6	3.55
B615515	0.021	<.001	<.01	0.01	<2	<.001	<.001	<.01	0.19	<.01	0.001	<.001	<.001	<.01	0.34	0.007	0.001	0.02	0.06	<.01	0.04	0.001	<.001	14	4.52
B615516 (	0.001	0.001	<.01	0.01	<2	0.004	0.001	0.04	3.7	<.01	0.007	<.001	<.001	<.01	0.82	0.04	0.006	0.89	2.07	0.06	0.13	<.001	<.001	1	1.04
B615517	0.005	0.001	<.01	<.01	<2	<.001	<.001	<.01	0.21	<.01	<.001	<.001	<.001	<.01	0.45	0.012	0.001	0.04	0.08	<.01	0.06	<.001	<.001	5	3.84
B615518	0.011	0.001	<.01	<.01	<2	<.001	<.001	<.01	0.22	<.01	<.001	<.001	<.001	<.01	0.36	0.01	<.001	0.04	0.11	<.01	0.07	<.001	<.001	11	4.36
B615519	0.006	0.001	<.01	<.01	<2	<.001	<.001	0.01	0.27	<.01	0.001	<.001	<.001	<.01	0.36	0.012	0.001	0.06	0.15	<.01	0.09	<.001	<.001	3	4.26
STANDAR	0.049	0.56	1.56	4.3	158	0.367	0.044	0.2	22.61	0.23	0.165	0.03	0.128	<.01	2.31	0.082	0.07	1.7	1.36	0.2	0.51	0.072	0.18	1	-

From ACME ANALYTICAL LABORATORIES LTD. 852 E. HASTINGS ST. VANCOUVER BC V6A 1R6 PHONE(604)253-3158 FAX(604)253-1716 @ CSV TEXT FORMAT
To New Cantech Ventures Inc.
Acme file # A507215 Page 1 Received: NOV 7 2005 * 126 samples in this disk file.
Analysis: GROUP 7AR - 1.000 GM SAMPLE, AQUA - REGIA (HCL-HNO3-H2O) DIGESTION TO 100 ML, ANALYSED BY ICP-ES.
RE* GROUP 1F-MS - 1.00 GM SAMPLE ANALYZED BY ICP-MS.

ELEMENT	Mo	Cu	Pb	Zn	Ag	Ni	Co	Mn	Fe	As	Sr	Cd	Sb	Bi	Ca	P	Cr	Mg	Al	Na	K	W	Hg	Re*	Sample
SAMPLES	%	%	%	%	gm/mt	%	%	%	%	%	%	%	%	%	%	%	%	%	%	%	%	%	%	ppb	kg
G-1	<.001	<.001	<.01	<.01	<2	<.001	<.001	0.05	1.79	<.01	0.005	<.001	<.001	<.01	0.48	0.075	0.001	0.61	0.93	0.05	0.48	<.001	<.001	<1	-
B615520	0.027	0.001	<.01	<.01	<2	<.001	<.001	<.01	0.25	<.01	0.001	<.001	<.001	<.01	0.16	0.005	0.001	0.12	0.23	0.03	0.17	<.001	<.001	4	1.03
B615521	0.162	0.001	<.01	<.01	<2	<.001	<.001	0.01	0.19	<.01	0.001	<.001	0.001	<.01	1.04	0.003	0.001	0.16	0.23	0.01	0.14	<.001	<.001	35	2.49
B615522	0.004	<.001	<.01	<.01	<2	<.001	<.001	0.01	0.25	<.01	0.001	<.001	<.001	<.01	0.51	0.007	0.001	0.08	0.24	0.04	0.15	<.001	<.001	<1	3.51
B615523	0.008	0.001	<.01	<.01	<2	<.001	<.001	0.01	0.18	<.01	0.001	<.001	<.001	<.01	0.42	0.008	0.001	0.03	0.21	0.05	0.15	<.001	<.001	4	4.66
B615524	0.105	0.001	<.01	<.01	<2	<.001	<.001	0.01	0.21	<.01	0.001	<.001	0.001	<.01	0.51	0.006	0.001	0.03	0.18	0.02	0.16	<.001	<.001	26	3.94
B615525	0.048	0.001	<.01	<.01	<2	<.001	<.001	0.01	0.19	<.01	0.001	<.001	<.001	<.01	0.45	0.007	0.001	0.03	0.2	0.03	0.16	<.001	<.001	18	4.25
B615526	0.013	0.001	<.01	<.01	<2	<.001	<.001	0.01	0.2	<.01	0.001	<.001	<.001	<.01	0.55	0.009	0.001	0.04	0.24	0.03	0.15	<.001	<.001	1	4.63
RE B6155	0.013	0.001	<.01	<.01	<2	<.001	<.001	0.01	0.22	<.01	0.001	<.001	<.001	<.01	0.55	0.008	0.001	0.04	0.24	0.03	0.16	<.001	<.001	2	-
RRE B615	0.013	0.001	<.01	<.01	<2	<.001	<.001	0.01	0.16	<.01	0.001	<.001	<.001	<.01	0.56	0.01	0.001	0.04	0.24	0.03	0.15	<.001	<.001	2	-
B615527	0.012	0.001	<.01	<.01	<2	<.001	<.001	0.01	0.21	<.01	0.002	<.001	<.001	<.01	0.53	0.006	<.001	0.06	0.3	0.02	0.16	<.001	<.001	5	4.3
B615528	0.026	0.001	<.01	<.01	<2	<.001	<.001	<.01	0.13	<.01	0.002	<.001	<.001	<.01	0.6	0.004	0.001	0.03	0.2	0.02	0.15	<.001	<.001	6	4.12
B615529	0.01	0.001	<.01	<.01	<2	<.001	<.001	<.01	0.2	<.01	0.002	<.001	<.001	<.01	0.21	0.007	<.001	0.03	0.23	0.03	0.16	<.001	<.001	1	4.51
B615530	0.009	0.001	<.01	<.01	<2	<.001	<.001	0.01	0.13	<.01	0.002	<.001	<.001	<.01	1.13	0.007	0.001	0.03	0.2	0.02	0.15	<.001	<.001	1	4.3
B615531	0.006	0.001	<.01	<.01	<2	<.001	<.001	<.01	0.2	<.01	0.001	<.001	<.001	<.01	0.19	0.007	<.001	0.02	0.19	0.03	0.14	<.001	<.001	2	4.31
B615532	0.004	0.001	<.01	0.01	<2	0.001	<.001	0.01	0.18	<.01	0.001	<.001	<.001	<.01	0.23	0.008	0.001	0.03	0.2	0.04	0.14	<.001	<.001	<1	3.1
B615533	0.016	0.001	<.01	<.01	<2	<.001	<.001	0.01	0.24	<.01	0.001	<.001	0.001	<.01	0.25	0.007	0.001	0.02	0.21	0.04	0.16	<.001	<.001	6	4.25
B615534	0.016	0.001	<.01	<.01	<2	<.001	<.001	<.01	0.15	<.01	0.001	<.001	0.001	<.01	0.22	0.008	0.001	0.01	0.19	0.04	0.16	<.001	<.001	2	5.36
B615535	0.006	0.001	<.01	<.01	<2	<.001	<.001	<.01	0.2	<.01	0.001	<.001	<.001	<.01	0.16	0.008	0.001	0.01	0.18	0.04	0.15	<.001	<.001	1	4.12
B615536	0.006	0.001	<.01	<.01	<2	<.001	<.001	<.01	0.16	<.01	0.001	<.001	<.001	<.01	0.17	0.008	0.001	0.02	0.2	0.04	0.14	<.001	<.001	2	3.27
B615537	0.004	0.001	<.01	<.01	<2	<.001	<.001	0.01	0.26	<.01	0.001	<.001	<.001	<.01	0.25	0.008	0.001	0.02	0.19	0.05	0.15	<.001	<.001	2	3.6
B615538	0.005	0.001	<.01	<.01	<2	<.001	<.001	<.01	0.17	<.01	0.001	<.001	0.001	<.01	0.33	0.009	<.001	0.02	0.2	0.05	0.14	<.001	<.001	<1	4.21
B615539	0.009	<.001	<.01	<.01	<2	<.001	<.001	0.01	0.3	<.01	0.002	<.001	<.001	<.01	1.07	0.009	<.001	0.03	0.22	0.03	0.12	<.001	<.001	2	4.28
B615540	0.015	0.001	<.01	<.01	<2	<.001	<.001	<.01	0.28	<.01	0.001	<.001	0.001	<.01	0.18	0.008	0.001	0.01	0.18	0.04	0.15	<.001	<.001	3	4.12
B615541	0.008	0.001	<.01	<.01	<2	<.001	<.001	<.01	0.21	<.01	0.001	<.001	0.001	<.01	0.2	0.009	0.001	0.01	0.16	0.05	0.14	<.001	<.001	3	4.3
B615542	0.011	0.001	<.01	<.01	<2	<.001	<.001	<.01	0.21	<.01	0.001	<.001	0.001	<.01	0.14	0.008	0.001	0.01	0.18	0.05	0.15	<.001	<.001	4	4.54
B615543	0.086	<.001	<.01	<.01	<2	<.001	<.001	0.01	0.28	<.01	0.001	<.001	0.001	<.01	0.37	0.006	0.001	0.01	0.19	0.05	0.12	<.001	<.001	47	3.89
B615544	0.058	0.001	<.01	<.01	<2	<.001	<.001	<.01	0.22	<.01	0.002	<.001	0.001	<.01	0.31	0.007	0.001	0.02	0.2	0.03	0.12	<.001	<.001	29	3.98
B615545	0.039	<.001	<.01	<.01	<2	<.001	<.001	0.01	0.23	<.01	0.002	<.001	0.001	<.01	0.49	0.012	0.001	0.02	0.21	0.03	0.17	<.001	<.001	16	4.58
B615546	0.006	0.001	<.01	<.01	<2	<.001	<.001	0.01	0.38	<.01	0.002	<.001	0.001	<.01	0.74	0.018	0.001	0.03	0.27	0.05	0.16	<.001	<.001	2	4.03
B615547	0.018	0.001	<.01	<.01	<2	<.001	<.001	<.01	0.27	<.01	0.002	<.001	0.002	<.01	0.22	0.009	0.001	0.02	0.21	0.04	0.13	<.001	<.001	8	4.01
B615548	0.022	0.001	<.01	0.01	<2	0.001	<.001	0.01	0.27	<.01	0.002	<.001	0.001	<.01	0.34	0.008	0.001	0.03	0.23	0.05	0.13	<.001	<.001	8	3.45
B615549	0.012	0.001	<.01	<.01	<2	<.001	<.001	0.01	0.3	<.01	0.002	<.001	0.001	<.01	0.33	0.008	0.001	0.03	0.24	0.06	0.13	<.001	<.001	4	3.36
B615550	0.025	0.001	<.01	<.01	<2	<.001	<.001	<.01	0.31	<.01	0.001	<.001	0.001	<.01	0.25	0.007	0.001	0.02	0.19	0.03	0.14	<.001	<.001	12	5.67
B615551	0.008	0.001	<.01	<.01	<2	<.001	<.001	0.01	0.29	<.01	0.002	<.001	0.001	<.01	0.36	0.008	0.001	0.03	0.22	0.05	0.13	<.001	<.001	5	3.77
STANDAR	0.047	0.565	1.52	4.26	157	0.361	0.043	0.2	22.31	0.23	0.164	0.029	0.131	<.01	2.32	0.081	0.069	1.66	1.41	0.2	0.51	0.082	0.18	<1	-
G-1	<.001	<.001	<.01	<.01	<2	<.001	<.001	0.05	1.93	<.01	0.007	<.001	<.001	<.01	0.54	0.076	0.001	0.59	1	0.07	0.49	0.001	<.001	<1	-
B615552 (I	<.001	0.001	<.01	0.01	<2	0.005	0.001	0.05	3.99	<.01	0.008	<.001	0.001	<.01	0.86	0.041	0.006	0.92	2.24	0.05	0.14	<.001	<.001	<1	1.21
B615553	0.009	0.002	0.01	0.03	4	<.001	<.001	0.01	0.39	<.01	0.002	0.001	0.001	<.01	0.34	0.008	<.001	0.03	0.22	0.04	0.15	0.001	<.001	4	3.84
B615554	0.011	0.001	<.01	<.01	<2	<.001	<.001	<.01	0.31	<.01	0.002	<.001	0.001	<.01	0.54	0.01	<.001	0.04	0.22	0.04	0.13	<.001	<.001	6	4.55
B615555	0.009	<.001	<.01	<.01	<2	<.001	<.001	0.01	0.3	<.01	0.004	<.001	<.001	<.01	3.47	0.009	<.001	0.05	0.19	0.04	0.12	<.001	<.001	5	4.59
B615556	0.017	<.001	<.01	<.01	<2	<.001	<.001	<.01	0.23	<.01	0.001	<.001	<.001	<.01	0.39	0.009	0.001	0.02	0.2	0.04	0.15	0.001	<.001	6	4.48
B615557	0.018	<.001	<.01	<.01	<2	<.001	<.001	0.01	0.22	<.01	0.001	<.001	<.001	<.01	0.52	0.01	<.001	0.03	0.22	0.04	0.14	<.001	<.001	10	4.5
B615558	0.035	0.001	<.01	<.01	<2	<.001	<.001	<.01	0.17	<.01	0.001	<.001	0.001	<.01	0.38	0.009	0.001	0.02	0.2	0.03	0.16	<.001	<.001	18	3.86
B615559	0.022	0.001	<.01	<.01	<2	<.001	<.001	<.01	0.24	<.01	0.001	<.001	<.001	<.01	0.22	0.008	0.001	0.02	0.22	0.03	0.17	<.001	<.001	12	3.72
B615560	0.026	0.001	<.01	<.01	<2	<.001	<.001	<.01	0.2	<.01	0.001	<.001	<.001	<.01	0.12	0.009	0.001	0.02	0.2	0.04	0.16	<.001	<.001	16	4.27
B615561	0.014	0.001	<.01	<.01	<2	<.001	<.001	0.01	0.42	<.01	0.001	<.001	<.001	<.01	0.37	0.009	0.001	0.03	0.24	0.03	0.17	<.001	<.001	7	4.12
B615562	0.018	0.001	<.01	<.01	<2	<.001	<.001	0.01	0.22	<.01	0.002	<.001	<.001	<.01	0.42	0.008	0.001	0.03	0.24	0.02	0.17	<.001	<.001	8	5.21
B615563	0.013	0.001	<.01	<.01	<2	<.001	<.001	0.01	0.24	<.01	0.003	<.001	<.001	<.01	0.5	0.009	<.001	0.04	0.29	0.02	0.15	<.001	<.001	1	3.66
B615564	0.165	0.001	<.01	<.01	<2	<.001	<.001	0.01	0.53	<.01	0.003	<.001	0.001	<.01	0.53	0.008	0.001	0.03	0.21	0.02	0.14	<.001	<.001	78	4.51
B615565	0.011	0.001	<.01	<.01	<2	<.001	<.001	<.01	0.25	<.01	0.001	<.001	0.001	<.01	0.16	0.008	<.001	0.01	0.2	0.02	0.19	<.001	<.001	4	4.2
B615566	0.022	0.001	<.01	<.01	<2	<.001	<.001	<.01	0.14	<.01	0.001	<.001	<.001	<.01	0.17	0.009	<.001	0.01	0.19	0.03	0.17	<.001	<.001	10	4.32
B615567	0.005	0.001	<.01	<.01	<2	<.001	<.001	<.01	0.23	<.01	0.001	<.001	<.001	<.01	0.11	0.01	0.001	0.01	0.18	0.04	0.16	<.001	<.001	1	4.42

B615568	0.014	0.001	<.01	<.01	<2	<.001	<.001	<.01	0.14	<.01	0.003	<.001	<.001	<.01	0.17	0.008	0.001	0.03	0.22	0.02	0.16	<.001	<.001	4	4
B615569	0.012	0.001	<.01	<.01	<2	<.001	<.001	<.01	0.18	<.01	0.002	<.001	0.001	<.01	0.22	0.007	<.001	0.03	0.22	0.02	0.16	<.001	<.001	4	4.56
B615570	0.017	0.002	<.01	<.01	<2	0.001	0.001	0.03	1.81	<.01	0.022	<.001	<.001	<.01	1.98	0.08	0.001	0.69	0.99	0.12	0.22	<.001	<.001	6	4.57
B615571 (I	<.001	0.001	<.01	0.01	<2	0.005	0.001	0.05	3.88	<.01	0.008	<.001	0.001	<.01	0.85	0.052	0.006	0.91	2.22	0.05	0.14	<.001	<.001	<1	1.92
B615572	0.019	0.002	<.01	<.01	<2	0.001	0.001	0.04	2.13	<.01	0.019	<.001	<.001	<.01	3.03	0.092	0.001	0.63	1.13	0.11	0.23	<.001	<.001	10	3.86
B615573	0.012	0.003	<.01	0.01	<2	0.003	0.002	0.07	3.82	<.01	0.057	<.001	0.001	<.01	5.3	0.188	0.003	1.25	2.49	0.34	0.33	<.001	<.001	6	4.08
RE B6155	0.012	0.003	<.01	0.01	<2	0.003	0.002	0.07	3.81	<.01	0.057	<.001	0.001	<.01	5.27	0.189	0.003	1.24	2.5	0.34	0.33	<.001	<.001	9	-
RRE B615	0.012	0.003	<.01	0.01	<2	0.003	0.002	0.07	3.76	<.01	0.056	<.001	<.001	<.01	5.25	0.187	0.003	1.22	2.52	0.34	0.33	<.001	<.001	10	-
B615574	0.017	0.001	<.01	<.01	<2	<.001	<.001	0.01	0.87	<.01	0.007	<.001	<.001	<.01	1.35	0.044	0.001	0.26	0.69	0.02	0.17	<.001	<.001	10	3.69
B615575	0.026	0.001	<.01	<.01	<2	<.001	<.001	0.01	0.22	<.01	0.006	<.001	<.001	<.01	1.53	0.01	<.001	0.05	0.33	0.04	0.13	<.001	<.001	18	4.59
B615576	0.039	0.001	<.01	<.01	<2	<.001	<.001	0.01	0.23	<.01	0.004	<.001	<.001	<.01	0.87	0.01	<.001	0.04	0.28	0.04	0.15	<.001	<.001	23	4.08
B615577	0.023	0.009	0.01	0.01	26	<.001	<.001	0.01	0.26	<.01	0.002	<.001	0.006	<.01	0.52	0.01	<.001	0.03	0.27	0.05	0.16	<.001	<.001	16	4.13
B615578	0.073	0.001	<.01	<.01	<2	<.001	<.001	<.01	0.27	<.01	0.003	<.001	0.001	<.01	0.59	0.008	<.001	0.04	0.28	0.03	0.16	<.001	<.001	36	4.39
B615579	0.126	0.002	<.01	0.01	<2	<.001	<.001	<.01	0.27	<.01	0.002	<.001	0.001	<.01	0.32	0.009	0.001	0.04	0.25	0.03	0.17	0.001	<.001	62	4.32
B615580	0.036	0.001	<.01	<.01	<2	<.001	<.001	<.01	0.25	<.01	0.001	<.001	<.001	<.01	0.34	0.009	0.001	0.03	0.24	0.04	0.17	<.001	<.001	18	4.14
B615581	0.016	0.002	<.01	0.01	<2	<.001	<.001	<.01	0.2	<.01	0.002	<.001	<.001	<.01	0.29	0.01	0.001	0.09	0.25	0.04	0.16	0.001	<.001	9	4.18
B615582	0.011	0.001	<.01	<.01	<2	<.001	<.001	<.01	0.2	<.01	0.003	<.001	<.001	<.01	0.19	0.008	<.001	0.03	0.25	0.04	0.15	<.001	<.001	6	4.29
B615583	0.044	0.002	<.01	<.01	<2	<.001	<.001	0.01	0.19	<.01	0.004	<.001	<.001	<.01	0.4	0.01	<.001	0.04	0.28	0.03	0.17	<.001	<.001	29	4.72
STANDAR	0.047	0.562	1.52	4.24	154	0.367	0.044	0.2	22.65	0.23	0.179	0.03	0.131	<.01	2.4	0.083	0.071	1.74	1.5	0.21	0.53	0.084	0.178	2	-
G-1	<.001	<.001	<.01	<.01	<2	<.001	<.001	0.05	1.84	<.01	0.006	<.001	<.001	<.01	0.5	0.075	0.001	0.62	0.97	0.05	0.49	<.001	<.001	<1	-
B615584	0.049	0.001	<.01	<.01	<2	<.001	<.001	0.01	0.26	<.01	0.002	<.001	<.001	<.01	0.64	0.016	<.001	0.03	0.24	0.03	0.17	<.001	<.001	34	3.42
B615585	0.058	0.002	<.01	<.01	<2	<.001	<.001	0.01	0.37	<.01	0.002	<.001	<.001	<.01	0.55	0.018	0.001	0.09	0.26	0.05	0.18	<.001	<.001	40	4.27
B615586	0.017	0.002	<.01	0.01	<2	0.001	<.001	0.01	0.3	<.01	0.003	<.001	<.001	<.01	0.68	0.018	0.001	0.05	0.26	0.05	0.17	<.001	<.001	16	4.76
B615587	0.037	0.001	<.01	0.01	<2	<.001	<.001	0.01	0.28	<.01	0.003	<.001	<.001	<.01	0.49	0.018	0.001	0.13	0.23	0.05	0.18	<.001	<.001	21	4.62
B615588	0.144	0.017	<.01	0.01	3	<.001	<.001	0.01	0.26	<.01	0.005	<.001	0.002	<.01	0.57	0.019	<.001	0.11	0.23	0.04	0.18	<.001	<.001	91	4.69
B615589	0.046	0.001	<.01	<.01	<2	<.001	<.001	0.01	0.26	<.01	0.004	<.001	0.001	<.01	0.49	0.015	0.001	0.09	0.21	0.04	0.18	<.001	<.001	30	4.01
B615590	0.038	0.001	<.01	<.01	<2	<.001	<.001	0.01	0.35	<.01	0.003	<.001	<.001	<.01	0.56	0.019	<.001	0.12	0.25	0.05	0.17	<.001	<.001	22	4.6
B615591	0.018	0.001	<.01	<.01	<2	<.001	<.001	0.01	0.28	<.01	0.003	<.001	0.001	<.01	0.92	0.018	<.001	0.11	0.25	0.05	0.16	<.001	<.001	11	4.27
B615592	0.041	0.001	<.01	<.01	<2	<.001	<.001	0.01	0.23	<.01	0.002	<.001	<.001	<.01	0.38	0.016	0.001	0.12	0.21	0.04	0.16	0.002	<.001	29	4.46
B615593	0.038	0.001	<.01	<.01	<2	<.001	<.001	0.01	0.25	<.01	0.002	<.001	<.001	<.01	0.33	0.014	0.001	0.09	0.19	0.04	0.16	<.001	<.001	17	4.5
B615594	0.037	0.001	<.01	<.01	<2	<.001	<.001	0.01	0.25	<.01	0.004	<.001	<.001	<.01	0.46	0.017	0.001	0.12	0.21	0.04	0.16	<.001	<.001	21	4.1
B615595	0.031	0.001	<.01	<.01	<2	<.001	<.001	0.01	0.25	<.01	0.005	<.001	<.001	<.01	0.68	0.016	0.001	0.03	0.24	0.04	0.17	<.001	<.001	19	4.66
B615596	0.138	0.001	<.01	<.01	<2	<.001	<.001	<.01	0.16	<.01	0.003	<.001	0.001	<.01	0.41	0.01	0.001	0.01	0.17	0.02	0.15	<.001	<.001	75	4.67
B615597	0.139	0.001	<.01	<.01	<2	<.001	<.001	0.01	0.2	<.01	0.004	<.001	0.001	<.01	0.46	0.011	0.001	0.02	0.19	0.02	0.15	<.001	<.001	84	3.88
RE B6155	0.142	0.001	<.01	<.01	<2	<.001	<.001	0.01	0.21	<.01	0.004	<.001	0.001	<.01	0.47	0.012	0.001	0.02	0.2	0.02	0.16	<.001	<.001	72	-
RRE B615	0.136	0.001	<.01	<.01	<2	<.001	<.001	0.01	0.19	<.01	0.004	<.001	0.001	<.01	0.47	0.01	<.001	0.02	0.2	0.02	0.16	<.001	<.001	80	-
B615598 (I	0.001	0.001	<.01	0.01	<2	0.004	0.001	0.05	3.85	<.01	0.007	<.001	<.001	<.01	0.86	0.045	0.006	0.89	2.19	0.05	0.13	<.001	<.001	1	1.88
B615599	0.059	0.001	<.01	<.01	<2	<.001	<.001	0.01	0.24	<.01	0.006	<.001	0.001	<.01	1.01	0.016	<.001	0.06	0.29	0.02	0.19	<.001	<.001	43	4.81
B615600	0.074	0.001	<.01	<.01	<2	<.001	<.001	0.01	0.22	<.01	0.005	<.001	0.001	<.01	0.88	0.015	<.001	0.06	0.28	0.02	0.18	<.001	<.001	54	4.56
B615601	0.046	0.002	0.01	0.01	<2	<.001	<.001	0.01	0.22	<.01	0.007	<.001	0.001	<.01	1.22	0.019	<.001	0.09	0.53	0.02	0.2	<.001	<.001	31	4.29
B615602	0.078	0.001	<.01	<.01	<2	<.001	<.001	0.01	0.26	<.01	0.006	<.001	<.001	<.01	0.87	0.019	<.001	0.15	0.47	0.03	0.15	<.001	<.001	62	4.38
B615603	0.06	0.001	<.01	<.01	<2	<.001	<.001	0.01	0.29	<.01	0.004	<.001	0.001	<.01	0.82	0.02	0.001	0.09	0.39	0.04	0.18	<.001	<.001	42	4.68
B615604	0.075	0.001	<.01	<.01	<2	<.001	<.001	0.01	0.25	<.01	0.004	<.001	0.001	<.01	0.97	0.018	0.001	0.1	0.39	0.03	0.17	<.001	<.001	66	4.92
B615605	0.084	0.001	<.01	<.01	<2	<.001	<.001	0.01	0.26	<.01	0.004	<.001	0.001	<.01	0.87	0.018	<.001	0.12	0.43	0.03	0.17	<.001	<.001	71	3.73
B615606	0.078	0.001	<.01	<.01	<2	<.001	<.001	0.01	0.17	<.01	0.003	<.001	0.001	<.01	0.69	0.011	<.001	0.04	0.25	0.02	0.14	<.001	<.001	56	4.49
B615607	0.058	0.001	<.01	<.01	<2	<.001	<.001	0.01	0.26	<.01	0.002	<.001	<.001	<.01	0.58	0.014	<.001	0.02	0.24	0.03	0.18	<.001	<.001	47	4.29
B615608	0.081	0.001	<.01	<.01	<2	<.001	<.001	0.01	0.25	<.01	0.003	<.001	0.001	<.01	0.66	0.015	0.001	0.04	0.26	0.03	0.16	<.001	<.001	60	4.58
B615609	0.073	0.001	<.01	<.01	<2	<.001	<.001	0.01	0.21	<.01	0.002	<.001	0.001	<.01	0.46	0.013	<.001	0.04	0.23	0.03	0.14	<.001	<.001	47	4.17
B615610	0.109	0.001	<.01	<.01	<2	<.001	<.001	0.01	0.24	<.01	0.003	<.001	0.001	<.01	0.9	0.017	0.001	0.06	0.28	0.03	0.18	<.001	<.001	76	4.44
B615611	0.184	0.001	<.01	<.01	<2	<.001	<.001	0.01	0.31	<.01	0.003	<.001	0.001	<.01	0.74	0.015	<.001	0.09	0.31	0.03	0.17	<.001	<.001	134	3.57
B615612	0.066	0.001	<.01	<.01	<2	<.001	<.001	0.01	0.28	<.01	0.004	<.001	0.001	<.01	0.7	0.016	0.001	0.1	0.34	0.04	0.17	<.001	<.001	50	4.58
B615613	0.278	0.002	<.01	<.01	<2	<.001	<.001	0.01	0.21	<.01	0.004	<.001	0.003	<.01	0.61	0.01	<.001	0.09	0.36	0.01	0.15	<.001	<.001	193	4.27
B615614	0.18	0.001	<.01	<.01	<2	<.001	<.001	0.01	0.18	<.01	0.002	<.001	0.001	<.01	1.07	0.009	<.001	0.06	0.25	0.02	0.15	<.001	<.001	100	3.79
B615615	0.098	0.001	<.01	<.01	<2	<.001	<.001	0.01	0.32	<.01	0.003	<.001	0.001	<.01	0.55	0.015	<.001	0.13	0.39	0.03	0.16	<.001	<.001	50	4.36
STANDAR	0.047	0.552	1.52	4.19	154	0.357	0.043	0.19	21.92	0.23	0.171	0.029	0.129	<.01	2.28	0.081	0.068	1.65	1.4	0.19	0.51	0.088	0.175	1	-
G-1	<.001	<.001	<.01	0.01	<2	<.001	<.001	0.06	1.96	<.01	0.006	<.001	0.001	<.01	0.49	0.077	0.001	0.64	1	0.06	0.53	<.001	<.001	<1	-
B615616	0.144	0.002	<.01	<.01	<2	<.001	<.001	0.01	0.22	<.01	0.002	<.001	0.001	<.01	0.72	0.012	0.001	0.06	0.22	0.02	0.16	<.001	<.001	94	4.77
B615617	0.084	0.002	<.01	<.01	<2	<.001	<.001	0.01	0.22	<.01	0.003	<.001	<.001	<.01	0.93	0.011	0.001	0.07	0.22	0.01	0.15	<.001	<.001	70	4.53
B615618	0.174	0.002	<.01	<.01	<2	<.001	<.001	0.01	0.19	<.01	0.002	<.001	<.001	<.01	0.43	0.01	0.001	0.04	0.2	0.01	0.15	<.001	<.001	124	4.32
B615619	0.07	0.002	<.01	<.01	<2	<.001	<.001	0.01	0.21	<.01	0.002	<.001	0.001	<.01	0.53	0.011	<.001	0.05	0.21	0.01	0.14	<.001	<.001	50	4.33

B615620	0.152	0.001	<.01	<.01	<2	<.001	<.001	0.01	0.19	<.01	0.001	<.001	<.001	<.01	0.32	0.005	0.001	0.03	0.15	0.01	0.11	<.001	<.001	93	4.45
B615621	0.107	0.004	<.01	0.01	<2	<.001	<.001	<.01	0.18	<.01	0.005	<.001	0.001	<.01	0.27	0.006	0.001	0.04	0.15	0.01	0.12	<.001	<.001	59	4.67
B615622	0.073	0.002	<.01	<.01	<2	<.001	<.001	0.01	0.28	<.01	0.003	<.001	<.001	<.01	0.8	0.012	<.001	0.19	0.26	0.01	0.13	<.001	<.001	92	4.18
B615623	0.021	0.002	<.01	<.01	<2	<.001	<.001	0.02	0.31	<.01	0.003	<.001	<.001	<.01	0.88	0.017	0.001	0.13	0.32	0.01	0.14	<.001	<.001	20	5.01
B615624	0.029	0.002	<.01	<.01	<2	<.001	<.001	0.01	0.26	<.01	0.002	<.001	<.001	<.01	0.69	0.012	0.001	0.11	0.27	0.01	0.14	<.001	<.001	27	4.73
B615625	0.006	0.002	<.01	0.01	<2	<.001	<.001	0.01	0.44	<.01	0.003	<.001	0.001	<.01	0.47	0.01	0.001	0.19	0.39	0.01	0.15	0.001	<.001	4	4.59
B615626	0.098	0.001	<.01	<.01	<2	<.001	<.001	0.02	0.5	<.01	0.002	<.001	<.001	<.01	0.71	0.015	0.001	0.12	0.29	0.01	0.15	<.001	<.001	106	4.58
B615627	0.089	0.003	<.01	<.01	<2	0.002	0.001	0.05	1.98	<.01	0.006	<.001	0.001	<.01	1.2	0.042	0.006	1.28	1.67	0.01	0.88	<.001	<.001	104	4.35
B615628	0.017	0.002	<.01	<.01	<2	0.001	<.001	0.03	1	<.01	0.005	<.001	0.001	<.01	0.85	0.021	0.002	0.65	1.1	0.01	0.42	<.001	<.001	21	4.74
RE B6156	0.016	0.002	<.01	<.01	<2	0.001	<.001	0.03	0.99	<.01	0.005	<.001	<.001	<.01	0.86	0.021	0.002	0.64	1.09	0.01	0.42	<.001	<.001	18	-
RRE B615	0.017	0.002	<.01	<.01	<2	0.001	<.001	0.03	0.98	<.01	0.005	<.001	<.001	<.01	0.87	0.021	0.002	0.64	1.08	0.01	0.41	<.001	<.001	18	-
B615629	0.015	0.001	<.01	<.01	<2	<.001	<.001	0.01	0.37	<.01	0.001	<.001	<.001	<.01	0.42	0.012	0.001	0.12	0.22	<.01	0.14	<.001	<.001	10	4.68
B615630	0.009	0.001	<.01	<.01	<2	<.001	<.001	0.01	0.21	<.01	<.001	<.001	<.001	<.01	0.34	0.006	0.001	0.04	0.09	<.01	0.07	<.001	<.001	8	4.81
B615631	0.01	0.001	<.01	<.01	<2	<.001	<.001	<.01	0.21	<.01	<.001	<.001	<.001	<.01	0.22	0.006	0.001	0.02	0.06	<.01	0.06	<.001	<.001	7	4.95
B615632	0.029	0.002	<.01	<.01	<2	<.001	<.001	0.01	0.24	<.01	0.001	<.001	<.001	<.01	0.48	0.017	0.001	0.04	0.16	<.01	0.11	<.001	<.001	32	4.39
B615633	0.01	0.001	<.01	<.01	<2	<.001	<.001	0.01	0.46	<.01	0.003	<.001	<.001	<.01	0.55	0.022	0.001	0.16	0.36	0.01	0.15	0.001	<.001	7	4.16
STANDAR	0.049	0.569	1.55	4.28	157	0.368	0.045	0.2	22.53	0.23	0.17	0.03	0.134	<.01	2.29	0.082	0.069	1.69	1.38	0.2	0.52	0.078	0.179	1	-

From ACME ANALYTICAL LABORATORIES LTD. 852 E. HASTINGS ST. VANCOUVER BC V6A 1R6 PHONE(604)253-3158 FAX(604)253-1716 @ CSV TEXT FORMAT
To New Cantech Ventures Inc.
Acme file # A507216 Page 1 Received: NOV 7 2005 * 54 samples in this disk file.
Analysis: GROUP 7AR - 1.000 GM SAMPLE, AQUA - REGIA (HCL-HNO3-H2O) DIGESTION TO 100 ML, ANALYSED BY ICP-ES.
RE* GROUP 1F-MS - 1.00 GM SAMPLE ANALYZED BY ICP-MS.

ELEMENT	Mo	Cu	Pb	Zn	Ag	Ni	Co	Mn	Fe	As	Sr	Cd	Sb	Bi	Ca	P	Cr	Mg	Al	Na	K	W	Hg	Re*	Sample
SAMPLES	%	%	%	%	gm/mt	%	%	%	%	%	%	%	%	%	%	%	%	%	%	%	%	%	%	ppb	kg
G-1	<.001	<.001	<.01	<.01	<2	<.001	<.001	0.05	1.85	<.01	0.005	<.001	0.001	<.01	0.42	0.079	0.001	0.61	0.94	0.07	0.47	<.001	<.001	<1	-
B615634 (I	<.001	0.001	<.01	<.01	<2	0.005	0.001	0.05	3.94	<.01	0.008	<.001	<.001	<.01	0.84	0.043	0.006	0.9	2.24	0.09	0.14	<.001	<.001	<1	1.46
B615635	0.08	0.01	<.01	<.01	<2	<.001	0.001	0.03	2.46	<.01	0.002	<.001	<.001	<.01	0.53	0.044	0.001	0.98	1.25	0.13	0.72	<.001	<.001	74	4.5
B615636	0.056	0.013	<.01	<.01	<2	<.001	0.001	0.03	2.36	<.01	0.003	<.001	0.002	<.01	1.24	0.08	0.001	1.15	1.59	0.13	0.72	0.001	<.001	67	5.41
B615637	0.052	0.014	<.01	<.01	<2	0.001	0.001	0.03	2.36	<.01	0.005	<.001	0.001	<.01	0.81	0.104	0.001	1.14	1.39	0.13	0.72	0.001	<.001	39	4.9
B615638	0.07	0.022	<.01	<.01	<2	<.001	0.002	0.03	3.2	<.01	0.005	<.001	0.001	<.01	0.89	0.099	0.001	0.95	1.19	0.19	0.5	0.001	<.001	63	5.52
B615639	0.04	0.029	<.01	<.01	<2	<.001	0.002	0.04	3.97	<.01	0.003	<.001	<.001	<.01	0.93	0.141	0.001	1.3	1.42	0.07	0.84	0.001	<.001	39	4.54
B615640	0.037	0.025	<.01	<.01	<2	<.001	0.001	0.04	5.04	<.01	0.004	<.001	<.001	<.01	0.69	0.15	0.001	1.42	1.59	0.09	1.11	0.001	<.001	36	5.31
B615641	0.064	0.032	<.01	<.01	<2	0.001	0.001	0.03	3.72	<.01	0.002	<.001	<.001	<.01	0.72	0.083	0.001	1.08	1.21	0.03	0.67	0.001	<.001	59	4.35
B615642	0.08	0.015	<.01	<.01	<2	<.001	0.001	0.03	2.73	<.01	0.003	<.001	0.002	<.01	0.72	0.036	0.002	0.94	1.12	0.09	0.63	<.001	<.001	74	5.62
B615643	0.046	0.032	<.01	<.01	<2	0.001	0.001	0.03	3.19	<.01	0.005	<.001	0.001	<.01	0.6	0.039	0.002	0.86	1.08	0.15	0.51	0.001	<.001	40	4.62
B615644	0.038	0.027	<.01	<.01	<2	<.001	0.001	0.04	3.85	<.01	0.003	<.001	0.001	<.01	1.13	0.03	0.002	1.12	1.57	0.09	0.74	<.001	<.001	28	4.75
B615645	0.044	0.017	<.01	<.01	<2	<.001	0.001	0.03	3.39	<.01	0.003	<.001	<.001	<.01	0.57	0.024	0.002	0.99	1.23	0.09	0.68	<.001	<.001	41	4.91
B615646	0.067	0.012	<.01	<.01	<2	0.001	0.001	0.03	2.65	<.01	0.003	<.001	<.001	<.01	1.35	0.019	0.001	0.77	1.03	0.05	0.41	<.001	<.001	67	4.74
B615647	0.162	0.005	<.01	<.01	<2	0.001	0.001	0.02	1.71	<.01	0.002	<.001	0.001	<.01	0.5	0.027	0.001	0.83	0.98	0.05	0.45	<.001	<.001	165	4.32
B615648	0.051	0.005	<.01	<.01	<2	<.001	<.001	0.02	1.96	<.01	0.008	<.001	<.001	<.01	0.56	0.047	0.001	0.77	1.08	0.14	0.53	<.001	<.001	45	5.01
RE B6156	0.052	0.005	<.01	<.01	<2	<.001	<.001	0.02	2	<.01	0.008	<.001	<.001	<.01	0.59	0.049	0.001	0.78	1.08	0.12	0.53	<.001	<.001	50	-
RRE B615	0.053	0.005	<.01	<.01	<2	<.001	0.001	0.02	2.07	<.01	0.007	<.001	0.001	<.01	0.62	0.053	<.001	0.8	1.08	0.11	0.53	<.001	<.001	46	-
B615649	0.032	0.01	<.01	<.01	<2	<.001	<.001	0.02	2.17	<.01	0.007	<.001	0.001	<.01	0.66	0.078	<.001	0.76	1.07	0.07	0.49	0.001	<.001	27	5.39
B615650	0.146	0.007	<.01	<.01	<2	<.001	<.001	0.02	1.55	<.01	0.004	<.001	<.001	<.01	0.68	0.024	0.001	0.75	1.04	0.07	0.43	0.001	<.001	151	4.84
B615651	0.07	0.001	<.01	<.01	<2	0.001	<.001	0.01	1.07	<.01	0.002	<.001	<.001	<.01	0.36	0.036	0.001	0.43	0.54	0.04	0.24	<.001	<.001	64	4.94
B615652	0.072	0.003	<.01	<.01	<2	<.001	<.001	0.02	2.23	<.01	0.003	<.001	<.001	<.01	0.57	0.049	0.001	0.69	0.91	0.07	0.45	<.001	<.001	65	4.69
B615653	0.035	0.007	<.01	<.01	<2	<.001	0.001	0.02	2.11	<.01	0.003	<.001	<.001	<.01	0.45	0.07	0.001	0.79	1.03	0.12	0.56	<.001	<.001	30	4.78
B615654	0.064	0.004	<.01	<.01	<2	<.001	<.001	0.02	2.57	<.01	0.003	<.001	0.001	<.01	0.31	0.017	0.001	0.8	1.14	0.11	0.66	<.001	<.001	51	4.19
B615655	0.05	0.004	<.01	<.01	<2	<.001	<.001	0.02	2.08	<.01	0.002	<.001	<.001	<.01	0.32	0.014	0.001	0.65	0.87	0.07	0.35	0.001	<.001	45	5.94
B615656 (I	<.001	<.001	<.01	<.01	<2	0.006	0.001	0.05	4.03	<.01	0.007	<.001	<.001	<.01	0.79	0.045	0.006	0.9	2.15	0.08	0.15	<.001	<.001	<1	0.88
B615657	0.077	0.003	<.01	<.01	<2	0.001	<.001	0.02	2.48	<.01	0.004	<.001	0.001	<.01	0.37	0.018	0.001	0.74	1.01	0.09	0.39	<.001	<.001	63	4.55
B615658	0.056	0.005	<.01	<.01	<2	0.001	<.001	0.02	2.06	<.01	0.003	<.001	<.001	<.01	0.47	0.039	0.002	0.76	0.95	0.01	0.36	<.001	<.001	50	5.11
B615659	0.082	0.004	<.01	<.01	<2	<.001	<.001	0.02	2.03	<.01	0.003	<.001	<.001	<.01	0.64	0.027	0.001	0.7	1.02	0.12	0.31	<.001	<.001	57	5.8
B615660	0.052	0.001	<.01	<.01	<2	<.001	<.001	0.02	1.59	<.01	0.004	<.001	<.001	<.01	0.34	0.019	0.001	0.62	0.99	0.13	0.38	<.001	<.001	32	4.24
B615661	0.043	0.001	<.01	<.01	<2	<.001	<.001	0.01	1.44	<.01	0.002	<.001	<.001	<.01	0.34	0.02	0.001	0.5	0.95	0.18	0.33	<.001	<.001	26	4.07
B615662	0.128	0.002	<.01	<.01	<2	<.001	<.001	0.01	1.19	<.01	0.003	<.001	0.001	<.01	0.33	0.021	0.001	0.48	0.76	0.16	0.27	0.001	<.001	95	4.23
B615663	0.038	<.001	<.01	<.01	<2	<.001	<.001	0.01	1.31	<.01	0.003	<.001	<.001	<.01	0.43	0.026	<.001	0.51	1.07	0.16	0.4	<.001	<.001	22	3.99
B615664	0.029	0.001	<.01	<.01	<2	0.001	<.001	0.01	1.34	<.01	0.003	<.001	0.001	<.01	0.89	0.018	0.001	0.51	1.25	0.17	0.39	<.001	<.001	19	3.71
B615665	0.022	0.004	<.01	<.01	<2	<.001	<.001	0.01	1.23	<.01	0.005	<.001	<.001	<.01	0.69	0.023	0.001	0.5	1.16	0.2	0.3	<.001	<.001	23	4.8
STANDAR	0.047	0.563	1.52	4.19	158	0.352	0.043	0.2	22.21	0.22	0.164	0.029	0.13	<.01	2.21	0.084	0.069	1.56	1.29	0.21	0.51	0.069	0.176	1	-
G-1	<.001	<.001	<.01	<.01	<2	<.001	<.001	0.06	1.93	<.01	0.006	<.001	<.001	<.01	0.49	0.08	0.001	0.61	1.01	0.07	0.53	<.001	<.001	<1	-
B615666	0.032	0.01	<.01	<.01	<2	0.001	<.001	0.02	1.48	<.01	0.002	<.001	<.001	<.01	0.58	0.026	0.001	0.62	1.28	0.16	0.44	0.001	<.001	19	4.18
B615667	0.025	0.013	<.01	<.01	<2	<.001	<.001	0.01	1.22	<.01	0.002	<.001	<.001	<.01	0.4	0.022	0.001	0.3	0.6	0.12	0.17	0.001	<.001	15	4.91
B615668	0.052	0.027	<.01	0.01	<2	0.005	0.002	0.08	5.43	<.01	0.004	<.001	<.001	<.01	1.02	0.098	0.014	2.82	3.21	0.19	2.26	<.001	<.001	27	5.05
B615669	0.042	0.038	<.01	<.01	<2	0.004	0.001	0.05	3.53	<.01	0.005	<.001	<.001	<.01	1.12	0.065	0.008	1.99	2.39	0.21	1.51	0.001	<.001	24	4.76
B615670	0.029	0.03	<.01	<.01	<2	0.003	0.001	0.03	2.88	<.01	0.006	<.001	<.001	<.01	1.41	0.052	0.005	1.18	1.9	0.11	0.81	<.001	0.001	17	4.94
B615671	0.02	0.058	<.01	<.01	<2	0.006	0.003	0.06	6.92	<.01	0.003	<.001	<.001	<.01	1.15	0.117	0.017	3.42	3.48	0.17	2.74	<.001	<.001	15	5.29
B615672	0.042	0.039	0.01	0.02	<2	0.004	0.003	0.06	4.29	<.01	0.007	0.001	<.001	<.01	0.74	0.092	0.012	2.45	2.6	0.16	1.83	<.001	<.001	23	4.71
B615673	0.102	0.005	<.01	<.01	<2	<.001	<.001	0.02	0.88	<.01	0.003	<.001	0.001	<.01	0.46	0.029	0.001	0.58	0.69	0.08	0.25	<.001	<.001	65	4.61
B615674	0.035	0.008	<.01	<.01	<2	<.001	<.001	0.01	0.96	<.01	0.001	<.001	<.001	<.01	0.73	0.021	0.001	0.39	0.74	0.08	0.17	0.001	<.001	18	4.45
B615744	0.009	<.001	<.01	<.01	<2	<.001	<.001	<.01	0.18	<.01	0.002	<.001	0.001	<.01	0.24	0.006	0.001	0.03	0.17	0.07	0.1	<.001	<.001	4	4.2
RE B6157	0.009	<.001	<.01	<.01	<2	<.001	<.001	<.01	0.17	<.01	0.001	<.001	<.001	<.01	0.21	0.011	0.001	0.03	0.18	0.12	0.15	<.001	<.001	3	-
RRE B615	0.009	<.001	<.01	<.01	<2	<.001	<.001	<.01	0.17	<.01	0.002	<.001	<.001	<.01	0.21	0.011	0.001	0.03	0.2	0.11	0.13	<.001	<.001	5	-
B615745	0.029	<.001	<.01	<.01	<2	<.001	<.001	0.01	0.19	<.01	0.001	<.001	<.001	<.01	0.26	0.01	0.001	0.09	0.22	0.11	0.19	<.001	<.001	16	4.32
B615746	0.021	<.001	<.01	<.01	<2	<.001	<.001	0.01	0.17	<.01	0.002	<.001	<.001	<.01	0.33	0.006	0.001	0.06	0.19	0.12	0.14	<.001	<.001	13	8.35
B615747	0.011	<.001	<.01	<.01	<2	<.001	<.001	<.01	0.15	<.01	0.002	<.001	<.001	<.01	0.23	0.009	0.001	0.07	0.15	0.07	0.13	<.001	<.001	6	3.8
B615748	0.017	<.001	<.01	<.01	<2	<.001	<.001	<.01	0.15	<.01	0.001	<.001	<.001	<.01	0.12	0.011	<.001	0.01	0.16	0.07	0.15	<.001	<.001	9	2.95

B615749	0.014	<.001	<.01	<.01	<2	<.001	<.001	<.01	0.22	<.01	0.001	<.001	0.001	<.01	0.08	0.011	0.001	0.01	0.15	0.06	0.17	<.001	<.001	7	2.74
B615750	0.017	<.001	<.01	<.01	<2	<.001	<.001	<.01	0.15	<.01	0.001	<.001	<.001	<.01	0.08	0.012	<.001	<.01	0.14	0.06	0.16	<.001	<.001	10	1.69
STANDAR	0.049	0.583	1.49	4.22	156	0.364	0.045	0.2	22.83	0.23	0.179	0.03	0.129	<.01	2.31	0.086	0.071	1.6	1.35	0.23	0.55	0.067	0.18	<1	-

From ACME ANALYTICAL LABORATORIES LTD. 852 E. HASTINGS ST. VANCOUVER BC V6A 1R6 PHONE(604)253-3158 FAX(604)253-1716 @ CSV TEXT FORMAT
To New Cantech Ventures Inc.
Acme file # A507510 Page 1 Received: NOV 18 2005 * 45 samples in this disk file.
Analysis: GROUP 7AR - 1.000 GM SAMPLE, AQUA - REGIA (HCL-HNO3-H2O) DIGESTION TO 100 ML, ANALYSED BY ICP-ES.
RE* GROUP 1F-MS - 1.00 GM SAMPLE ANALYSIS BY ICP-MS.

ELEMENT	Mo	Cu	Pb	Zn	Ag	Ni	Co	Mn	Fe	As	Sr	Cd	Sb	Bi	Ca	P	Cr	Mg	Al	Na	K	W	Hg	Re*	Sample
SAMPLES	%	%	%	%	gm/mt	%	%	%	%	%	%	%	%	%	%	%	%	%	%	%	%	%	%	ppb	kg
G-1	<.001	<.001	<.01	<.01	<2	0.001	<.001	0.06	1.86	<.01	0.01	<.001	<.001	<.01	0.68	0.076	0.002	0.55	1.35	0.29	0.74	<.001	<.001	<1	-
B615675	0.054	0.014	<.01	<.01	<2	0.003	0.001	0.04	2.61	<.01	0.031	<.001	<.001	<.01	2.9	0.041	0.005	1.24	2.52	0.21	0.76	0.002	<.001	32	4.94
B615676	0.03	0.023	<.01	<.01	<2	0.007	0.002	0.06	5.28	<.01	0.042	<.001	<.001	<.01	3.05	0.083	0.013	2.53	4.37	0.31	1.7	<.001	<.001	23	2.26
B615677	0.038	0.025	<.01	<.01	<2	0.003	0.001	0.05	2.73	<.01	0.014	<.001	<.001	<.01	1.16	0.043	0.011	1.94	2.83	0.24	1.54	0.001	<.001	26	7.5
B615678	0.077	0.003	<.01	<.01	<2	<.001	0.001	0.04	1.47	<.01	0.002	<.001	<.001	<.01	0.53	0.062	0.001	0.45	1.07	0.19	0.5	<.001	<.001	43	5.22
B615679 (I	<.001	0.001	<.01	<.01	<2	0.005	0.001	0.05	3.82	<.01	0.007	<.001	<.001	<.01	0.88	0.045	0.006	0.8	2.16	0.09	0.11	<.001	<.001	1	2.54
B615680	0.078	0.007	<.01	<.01	<2	<.001	0.001	0.04	1.65	<.01	0.003	<.001	<.001	<.01	0.81	0.047	0.001	0.73	1.31	0.22	0.53	0.001	<.001	52	4.76
B615681	0.049	0.003	<.01	<.01	<2	<.001	<.001	0.03	1.31	<.01	0.002	<.001	<.001	<.01	0.82	0.041	0.002	0.79	1.38	0.19	0.58	<.001	<.001	30	4.88
B615682	0.055	0.004	<.01	<.01	<2	<.001	<.001	0.04	1.19	<.01	0.002	<.001	<.001	<.01	0.77	0.023	0.001	0.5	1.07	0.2	0.41	<.001	<.001	31	5.16
B615683	0.103	0.002	<.01	<.01	<2	<.001	0.001	0.03	1.32	<.01	0.003	<.001	<.001	<.01	0.71	0.032	0.001	0.42	1.02	0.21	0.39	<.001	<.001	50	4.64
B615684	0.068	0.002	<.01	<.01	<2	<.001	<.001	0.04	1.29	<.01	0.002	<.001	<.001	<.01	0.71	0.018	0.001	0.49	1.05	0.21	0.39	<.001	<.001	42	5.84
B615685	0.086	<.001	<.01	<.01	<2	<.001	<.001	0.03	0.94	<.01	0.002	<.001	<.001	<.01	0.59	0.025	0.001	0.46	1.03	0.25	0.49	<.001	<.001	55	4.58
B615686	0.174	0.002	<.01	<.01	<2	<.001	<.001	0.03	1.03	<.01	0.001	<.001	<.001	<.01	0.51	0.038	0.001	0.44	0.96	0.17	0.41	<.001	<.001	122	5.12
B615687	0.115	0.002	<.01	<.01	<2	<.001	<.001	0.02	0.78	<.01	0.002	<.001	0.001	<.01	1.21	0.038	0.001	0.4	1.03	0.18	0.37	<.001	<.001	86	4.3
B615688	0.091	0.002	<.01	<.01	<2	<.001	0.001	0.04	1.58	<.01	0.003	<.001	<.001	<.01	0.58	0.058	0.001	0.41	1.01	0.17	0.38	<.001	<.001	51	4.58
B615689	0.066	0.002	<.01	<.01	<2	0.001	<.001	0.04	1.51	<.01	0.004	<.001	<.001	<.01	0.6	0.039	0.001	0.4	1.02	0.22	0.44	<.001	<.001	43	4.86
B615690	0.095	0.002	<.01	<.01	<2	<.001	<.001	0.04	1.26	<.01	0.003	<.001	<.001	<.01	0.62	0.022	0.001	0.4	0.89	0.16	0.35	<.001	<.001	55	6.14
B615691	0.105	0.003	<.01	<.01	<2	0.001	<.001	0.02	0.66	<.01	0.002	<.001	<.001	<.01	0.71	0.041	0.001	0.44	0.93	0.16	0.38	<.001	<.001	58	3.76
B615692	0.052	0.003	<.01	<.01	<2	<.001	<.001	0.04	1.25	<.01	0.002	<.001	<.001	<.01	0.93	0.047	0.001	0.51	1.04	0.1	0.37	<.001	<.001	29	4.08
B615693	0.161	0.002	<.01	<.01	<2	<.001	<.001	0.01	0.2	<.01	0.001	<.001	<.001	<.01	0.6	0.014	<.001	0.02	0.42	0.06	0.4	<.001	<.001	73	4.3
B615694	0.107	0.004	<.01	<.01	<2	<.001	0.001	<.01	0.39	<.01	0.002	<.001	<.001	<.01	0.76	0.015	0.001	0.02	0.41	0.02	0.34	<.001	<.001	43	4.4
B615695	0.325	0.002	<.01	<.01	<2	<.001	<.001	<.01	0.33	<.01	0.001	<.001	<.001	<.01	0.91	0.013	0.001	0.02	0.41	<.01	0.36	<.001	<.001	130	3.6
B615696	0.252	0.002	<.01	<.01	<2	<.001	<.001	<.01	0.36	<.01	0.001	<.001	<.001	<.01	0.53	0.013	0.001	0.01	0.37	0.02	0.35	<.001	<.001	134	3.12
B615697	0.242	0.003	<.01	<.01	<2	<.001	<.001	0.01	0.75	<.01	0.002	<.001	<.001	<.01	0.75	0.011	0.001	0.03	0.54	0.04	0.45	<.001	<.001	140	4.2
B615698 (I	0.001	0.001	<.01	<.01	<2	0.004	0.001	0.06	4.05	<.01	0.007	<.001	<.001	<.01	0.92	0.05	0.006	0.84	2.22	0.08	0.15	<.001	<.001	1	2.88
B615699	0.149	0.001	<.01	<.01	<2	<.001	<.001	<.01	0.34	<.01	0.002	<.001	<.001	<.01	0.65	0.013	<.001	0.03	0.47	0.01	0.37	<.001	<.001	61	4.8
B615700	0.327	0.001	<.01	<.01	<2	<.001	<.001	<.01	0.4	<.01	0.001	<.001	<.001	<.01	0.43	0.014	0.001	0.02	0.38	0.06	0.37	<.001	<.001	159	4.78
B616705 (I	0.001	0.001	<.01	<.01	<2	0.004	0.002	0.06	3.84	<.01	0.006	<.001	0.001	<.01	0.85	0.048	0.005	0.77	2.04	0.14	0.21	<.001	<.001	<1	3.56
B616706	0.152	0.002	<.01	<.01	<2	0.001	<.001	<.01	0.27	<.01	0.001	<.001	<.001	<.01	0.43	0.009	0.001	0.02	0.45	0.04	0.49	<.001	0.001	50	4.54
RE B6167(	0.15	0.001	<.01	<.01	<2	<.001	<.001	<.01	0.25	<.01	0.001	<.001	<.001	<.01	0.43	0.011	0.001	0.01	0.43	0.03	0.47	<.001	<.001	58	-
RRE B616	0.149	0.001	<.01	<.01	<2	<.001	<.001	<.01	0.23	<.01	0.001	<.001	<.001	<.01	0.39	0.009	<.001	0.02	0.41	0.05	0.44	<.001	<.001	51	-
B616707	0.113	0.002	<.01	<.01	<2	<.001	<.001	<.01	0.24	<.01	0.002	<.001	<.001	<.01	0.51	0.015	<.001	0.03	0.5	0.02	0.4	<.001	<.001	40	3.58
B616708	0.134	0.005	<.01	0.02	<2	<.001	<.001	0.02	0.69	<.01	0.002	<.001	<.001	<.01	1.21	0.072	0.001	0.18	0.64	0.08	0.34	<.001	<.001	55	4.56
B616709	0.13	0.004	<.01	0.01	<2	<.001	<.001	0.02	1.06	<.01	0.004	<.001	<.001	<.01	1.11	0.023	0.001	0.23	0.8	0.12	0.25	<.001	<.001	53	4.46
B616710	0.017	0.018	<.01	<.01	<2	0.006	0.002	0.09	4.63	<.01	0.013	<.001	<.001	<.01	2.39	0.082	0.013	1.95	3.73	0.28	1.22	0.007	0.001	7	4.76
STANDAR	0.048	0.557	1.42	4.18	154	0.366	0.044	0.2	22.16	0.22	0.174	0.028	0.126	<.01	2.21	0.085	0.067	1.52	1.35	0.21	0.5	0.062	0.172	1	-
G-1	<.001	0.001	<.01	<.01	<2	<.001	0.001	0.06	1.93	<.01	0.006	<.001	0.001	<.01	0.54	0.081	0.001	0.58	1.03	0.05	0.57	<.001	<.001	<1	-
B616711	0.049	0.012	<.01	<.01	<2	0.008	0.002	0.11	5.71	<.01	0.022	<.001	<.001	<.01	2.06	0.086	0.019	3.36	4.92	0.34	2.39	<.001	<.001	19	4.12
B616712	0.02	0.017	<.01	<.01	<2	0.009	0.002	0.12	6.79	<.01	0.017	<.001	0.001	<.01	1.97	0.089	0.019	3.22	5.65	0.57	2.65	0.001	<.001	15	4.72
B616713	0.024	0.016	<.01	0.01	<2	0.008	0.002	0.14	7.08	<.01	0.024	<.001	<.001	<.01	2.17	0.098	0.02	3.13	5.89	0.58	2.63	0.003	<.001	7	4.48
B616714	0.005	<.001	<.01	<.01	<2	<.001	<.001	0.01	0.26	<.01	0.001	<.001	<.001	<.01	0.39	0.014	0.001	0.02	0.27	0.05	0.27	<.001	<.001	1	4.44
B616715	0.02	<.001	<.01	<.01	<2	<.001	<.001	<.01	0.23	<.01	0.002	<.001	<.001	<.01	0.5	0.008	0.001	0.02	0.24	0.03	0.23	<.001	<.001	9	4.7
B616716	0.103	<.001	<.01	<.01	<2	<.001	<.001	<.01	0.31	<.01	0.001	<.001	0.001	<.01	0.32	0.011	<.001	0.01	0.23	0.06	0.26	<.001	<.001	42	4.72
B616717	0.08	<.001	<.01	<.01	3	<.001	<.001	<.01	0.22	<.01	0.001	<.001	<.001	<.01	0.28	0.011	<.001	0.01	0.2	<.01	0.3	<.001	<.001	29	4.26
B616718	0.007	<.001	<.01	<.01	3	<.001	<.001	<.01	0.27	<.01	0.002	<.001	0.001	<.01	0.47	0.012	0.001	0.02	0.25	<.01	0.26	<.001	<.001	3	4.32
STANDAR	0.05	0.561	1.45	4.26	159	0.368	0.044	0.2	22.96	0.23	0.17	0.03	0.133	<.01	2.34	0.088	0.069	1.65	1.46	0.19	0.59	0.068	0.18	1	-

From ACME ANALYTICAL LABORATORIES LTD. 852 E. HASTINGS ST. VANCOUVER BC V6A 1R6 PHONE(604)253-3158 FAX(604)253-1716 @ CSV TEXT FORMAT
To New Cantech Ventures Inc.
Acme file # A507576 Received: NOV 21 2005 * 113 samples in this disk file.
Analysis: GROUP 7AR - 1.000 GM SAMPLE, AQUA - REGIA (HCL-HNO3-H2O) DIGESTION TO 100 ML, ANALYSED BY ICP-ES. RE* GROUP 1F-MS - 1.00 GM SAMPLE ANALYZED BY ICP-MS.

ELEMENT	Mo	Cu	Pb	Zn	Ag	Ni	Co	Mn	Fe	As	Sr	Cd	Sb	Bi	Ca	P	Cr	Mg	Al	Na	K	W	Hg	Re*	Sample
SAMPLES	%	%	%	%	gm/mt	%	%	%	%	%	%	%	%	%	%	%	%	%	%	%	%	%	%	ppb	kg
G-1	<.001	0.001	<.01	<.01	<2	0.001	<.001	0.06	1.93	<.01	0.012	<.001	<.001	<.01	1.01	0.087	0.001	0.58	1.31	0.22	0.67	<.001	<.001	1	-
B616719	0.009	0.001	<.01	0.01	<2	<.001	<.001	<.01	0.29	<.01	0.002	<.001	0.001	<.01	0.32	0.008	<.001	0.01	0.23	0.06	0.19	<.001	<.001	7	4.46
B616720	0.013	0.001	<.01	<.01	<2	<.001	<.001	<.01	0.17	<.01	0.001	<.001	<.001	<.01	0.19	0.008	0.001	0.01	0.24	0.04	0.23	<.001	<.001	5	4.44
B616721	0.008	0.001	<.01	<.01	<2	<.001	<.001	<.01	0.21	<.01	0.001	<.001	0.001	<.01	0.23	0.007	<.001	0.01	0.25	0.01	0.24	<.001	<.001	2	5.2
B616722	0.004	0.001	<.01	<.01	<2	<.001	<.001	<.01	0.16	<.01	0.001	<.001	0.001	<.01	0.24	0.009	0.001	0.01	0.24	0.05	0.21	<.001	<.001	1	5
B616723	0.006	0.001	<.01	<.01	<2	<.001	<.001	<.01	0.17	<.01	0.001	<.001	<.001	<.01	0.21	0.008	0.001	0.01	0.28	0.09	0.24	<.001	<.001	4	4.78
RE B6167	0.006	0.001	<.01	<.01	<2	<.001	<.001	<.01	0.16	<.01	0.001	<.001	<.001	<.01	0.22	0.008	<.001	0.01	0.27	0.06	0.21	<.001	<.001	3	-
RRE B616	0.006	0.002	<.01	<.01	<2	<.001	<.001	<.01	0.17	<.01	0.001	<.001	0.001	<.01	0.22	0.01	0.001	0.01	0.33	0.1	0.29	<.001	<.001	2	-
B616724	0.018	0.001	<.01	<.01	<2	<.001	<.001	<.01	0.16	<.01	0.001	<.001	<.001	<.01	0.11	0.006	0.001	0.01	0.21	0.04	0.24	<.001	<.001	2	4.86
B616725	0.016	0.001	<.01	<.01	<2	<.001	<.001	<.01	0.15	<.01	0.001	<.001	<.001	<.01	0.18	0.009	0.001	0.01	0.27	0.07	0.27	<.001	<.001	8	4.2
B616726	0.009	0.001	<.01	<.01	<2	<.001	<.001	<.01	0.17	<.01	0.001	<.001	<.001	<.01	0.15	0.01	<.001	0.01	0.21	0.04	0.22	<.001	<.001	5	4.7
B616727	0.025	0.001	<.01	<.01	<2	<.001	<.001	<.01	0.15	<.01	0.001	<.001	<.001	<.01	0.17	0.01	<.001	0.01	0.3	0.08	0.23	<.001	<.001	9	3.96
B616728	0.013	<.001	<.01	<.01	<2	<.001	<.001	0.01	0.17	<.01	0.001	<.001	0.001	<.01	0.39	0.01	<.001	0.01	0.22	0.04	0.17	<.001	<.001	6	4.2
B616729	0.008	0.001	<.01	<.01	<2	<.001	<.001	0.01	0.25	<.01	0.002	<.001	<.001	<.01	0.46	0.011	0.001	0.02	0.24	0.05	0.19	<.001	<.001	5	4.7
B616730(r	<.001	0.002	<.01	<.01	<2	0.001	0.001	0.06	3.31	<.01	0.004	<.001	<.001	<.01	0.82	0.041	0.003	0.63	1.59	0.14	0.2	<.001	<.001	<1	2.1
B616731	0.022	0.001	<.01	<.01	<2	<.001	<.001	<.01	0.21	<.01	0.001	<.001	<.001	<.01	0.3	0.011	0.001	0.03	0.33	0.09	0.23	<.001	<.001	12	4.54
B616732	0.017	0.001	<.01	<.01	<2	<.001	<.001	<.01	0.17	<.01	0.001	<.001	<.001	<.01	0.25	0.01	0.001	0.02	0.25	0.03	0.19	<.001	<.001	9	3.5
B616733	0.025	0.001	<.01	<.01	<2	<.001	<.001	0.01	0.21	<.01	0.002	<.001	<.001	<.01	0.48	0.013	<.001	0.03	0.32	0.07	0.2	<.001	<.001	13	4.3
B616734	0.016	0.001	<.01	<.01	<2	<.001	<.001	0.01	0.21	<.01	0.002	<.001	<.001	<.01	0.45	0.012	<.001	0.05	0.35	0.05	0.22	<.001	<.001	7	3.88
B616735	0.038	0.001	<.01	<.01	<2	<.001	<.001	0.01	0.23	<.01	0.002	<.001	<.001	<.01	0.33	0.011	0.001	0.06	0.35	0.08	0.25	<.001	<.001	26	3.66
B616736	0.03	0.001	<.01	<.01	<2	<.001	<.001	<.01	0.12	<.01	0.002	<.001	0.001	<.01	0.2	0.008	<.001	0.02	0.26	0.04	0.17	<.001	<.001	18	3.84
B616737	0.017	0.001	<.01	<.01	<2	<.001	<.001	<.01	0.15	<.01	0.002	<.001	<.001	<.01	0.23	0.011	0.001	0.02	0.34	0.08	0.25	<.001	<.001	10	3
B616738	0.025	<.001	<.01	<.01	<2	<.001	<.001	<.01	0.13	<.01	0.002	<.001	<.001	<.01	0.32	0.012	0.001	0.03	0.27	0.07	0.18	<.001	<.001	12	3.3
B616739	0.044	0.001	<.01	<.01	<2	<.001	<.001	0.01	0.17	<.01	0.002	<.001	<.001	<.01	0.58	0.009	0.001	0.03	0.33	0.05	0.23	<.001	<.001	29	2.62
B616740	0.046	<.001	<.01	<.01	<2	<.001	<.001	<.01	0.15	<.01	0.002	<.001	<.001	<.01	0.49	0.009	<.001	0.03	0.27	0.03	0.21	<.001	<.001	30	3.02
B616741	0.026	<.001	<.01	<.01	<2	<.001	<.001	<.01	0.15	<.01	0.003	<.001	<.001	<.01	0.49	0.01	<.001	0.05	0.34	0.06	0.17	<.001	<.001	19	1.84
B616742	0.017	0.001	<.01	<.01	<2	<.001	<.001	0.01	0.15	<.01	0.003	<.001	<.001	<.01	0.6	0.01	<.001	0.05	0.31	0.04	0.11	<.001	<.001	13	2.1
B616743	0.039	0.001	<.01	<.01	<2	<.001	<.001	0.01	0.16	<.01	0.004	<.001	<.001	<.01	1.25	0.01	<.001	0.05	0.39	0.02	0.23	<.001	<.001	21	3.34
B616744	0.02	<.001	<.01	<.01	<2	0.001	<.001	<.01	0.21	<.01	0.002	<.001	<.001	<.01	0.53	0.007	<.001	0.03	0.24	0.04	0.18	<.001	<.001	14	3.92
B616745	0.027	0.001	<.01	<.01	<2	<.001	<.001	<.01	0.17	<.01	0.002	<.001	<.001	<.01	0.32	0.003	0.001	0.04	0.28	0.02	0.23	<.001	<.001	17	4.48
B616746	0.024	0.001	<.01	<.01	<2	<.001	<.001	<.01	0.17	<.01	0.001	<.001	<.001	<.01	0.31	0.005	<.001	0.03	0.24	0.02	0.21	<.001	<.001	13	1.58
B616747	0.175	0.001	<.01	<.01	<2	<.001	<.001	<.01	0.15	<.01	0.001	<.001	<.001	<.01	0.23	0.001	0.001	0.01	0.2	0.01	0.2	<.001	<.001	152	3.18
B616748(r	<.001	0.001	<.01	<.01	<2	0.005	0.001	0.05	3.92	<.01	0.008	<.001	<.001	<.01	0.93	0.042	0.007	0.84	2.35	0.08	0.13	<.001	<.001	<1	3.36
B616749	0.02	0.001	<.01	<.01	<2	<.001	<.001	<.01	0.16	<.01	0.002	<.001	<.001	<.01	0.3	0.008	0.001	0.09	0.34	0.01	0.33	<.001	<.001	11	4.42
B616750	0.054	0.001	<.01	<.01	<2	<.001	<.001	<.01	0.16	<.01	0.001	<.001	<.001	<.01	0.22	0.006	0.001	0.02	0.24	<.01	0.21	<.001	<.001	40	4.04
STANDAR	0.047	0.556	1.49	4.14	156	0.361	0.044	0.2	22.55	0.22	0.172	0.029	0.132	<.01	2.29	0.083	0.068	1.58	1.35	0.21	0.55	0.062	0.178	<1	-
G-1	<.001	0.001	0.02	0.02	<2	0.001	<.001	0.06	2	<.01	0.012	<.001	0.001	<.01	1.02	0.092	0.001	0.57	1.28	0.16	0.64	<.001	<.001	<1	-
B616751	0.091	0.001	<.01	<.01	<2	<.001	<.001	<.01	0.15	<.01	0.001	<.001	<.001	<.01	0.19	0.007	0.001	0.02	0.27	0.03	0.24	<.001	<.001	68	4.28
B616752	0.032	0.001	<.01	<.01	<2	0.001	<.001	<.01	0.16	<.01	0.001	<.001	<.001	<.01	0.22	0.005	0.001	0.02	0.29	0.03	0.26	<.001	<.001	21	3.62
B616753	0.016	0.001	<.01	<.01	<2	<.001	<.001	<.01	0.14	<.01	0.001	<.001	<.001	<.01	0.22	0.007	0.001	0.02	0.25	0.03	0.23	<.001	<.001	8	2.06
B616754	0.025	0.002	<.01	<.01	<2	<.001	0.001	0.01	0.37	<.01	0.002	<.001	<.001	<.01	0.28	0.008	0.001	0.02	0.27	0.05	0.21	<.001	<.001	12	3.66
B616755	0.024	0.01	<.01	<.01	<2	<.001	0.001	0.01	0.37	<.01	0.002	<.001	<.001	<.01	0.31	0.011	0.001	0.02	0.28	0.04	0.18	<.001	<.001	10	4.74
B616756	0.049	0.001	<.01	<.01	<2	<.001	<.001	<.01	0.22	<.01	0.002	<.001	<.001	<.01	0.25	0.01	0.001	0.02	0.32	0.07	0.26	<.001	<.001	35	3.64
B616757	0.03	0.001	<.01	<.01	<2	0.001	<.001	<.01	0.15	<.01	0.002	<.001	<.001	<.01	0.22	0.01	0.001	0.02	0.29	0.05	0.25	<.001	<.001	17	2.66
B616758	0.037	0.001	<.01	<.01	<2	<.001	<.001	<.01	0.15	<.01	0.002	<.001	<.001	<.01	0.18	0.012	0.001	0.02	0.3	0.07	0.15	<.001	<.001	25	3.34
B616759	0.036	0.001	<.01	<.01	<2	0.001	<.001	0.01	0.14	<.01	0.003	<.001	<.001	<.01	0.4	0.008	0.001	0.02	0.29	0.07	0.21	<.001	<.001	29	2.8
B616760(r	<.001	0.001	<.01	<.01	<2	0.005	0.001	0.05	3.88	<.01	0.008	<.001	<.001	<.01	0.94	0.043	0.006	0.8	2.25	0.04	0.12	<.001	<.001	<1	3.34
B616761	0.017	0.001	<.01	<.01	<2	<.001	<.001	<.01	0.14	<.01	0.003	<.001	<.001	<.01	0.45	0.01	0.001	0.03	0.34	0.05	0.21	<.001	<.001	12	3.62
B616762	0.059	0.001	<.01	<.01	<2	<.001	<.001	<.01	0.15	<.01	0.003	<.001	<.001	<.01	0.47	0.009	0.001	0.04	0.34	0.06	0.2	<.001	<.001	53	3.84
B616763	0.019	0.001	<.01	<.01	<2	<.001	<.001	<.01	0.13	<.01	0.004	<.001	<.001	<.01	0.78	0.012	<.001	0.03	0.36	0.03	0.2	<.001	<.001	12	3.56
B616764	0.052	0.001	<.01	<.01	<2	<.001	<.001	0.01	0.12	<.01	0.004	<.001	<.001	<.01	0.97	0.01	<.001	0.03	0.36	0.03	0.18	<.001	<.001	48	3.08
B616765	0.041	0.001	<.01	<.01	<2	<.001	<.001	<.01	0.1	<.01	0.003	<.001	<.001	<.01	0.36	0.014	<.001	0.02	0.35	0.04	0.22	<.001	<.001	30	4.92
B616766	0.077	0.001	<.01	<.01	<2	<.001	<.001	<.01	0.16	<.01	0.002	<.001	<.001	<.01	0.3	0.014	<.001	0.02	0.31	0.05	0.21	<.001	<.001	63	1.7
B616767	0.12	0.001	<.01	<.01	<2	<.001	<.001	<.01	0.12	<.01	0.001	<.001	<.001	<.01	0.3	0.014	0.001	0.01	0.25	0.04	0.18	<.001	<.001	121	2.9

B616768	0.099	0.001	<.01	<.01	<2	0.001	<.001	0.01	0.14	<.01	0.002	<.001	<.001	<.01	0.43	0.011	0.001	0.02	0.29	0.04	0.19	<.001	<.001	92	3.14
B616769	0.092	0.001	<.01	<.01	<2	<.001	<.001	<.01	0.11	<.01	0.004	<.001	<.001	<.01	0.53	0.014	0.001	0.03	0.31	0.06	0.16	<.001	<.001	77	3.72
B616770	0.257	0.001	<.01	<.01	<2	<.001	<.001	<.01	0.16	<.01	0.002	<.001	<.001	<.01	0.29	0.013	0.001	0.01	0.27	0.05	0.21	<.001	<.001	301	4.38
B616771	0.096	0.001	<.01	<.01	<2	<.001	<.001	<.01	0.14	<.01	0.002	<.001	<.001	<.01	0.27	0.01	0.001	0.02	0.24	0.07	0.22	<.001	<.001	90	3.8
B616772	0.167	0.001	<.01	<.01	<2	<.001	<.001	<.01	0.15	<.01	0.001	<.001	0.001	<.01	0.09	0.009	0.001	0.02	0.25	0.04	0.26	<.001	<.001	193	3.9
B616773	0.085	0.001	<.01	<.01	<2	<.001	<.001	0.01	0.17	<.01	0.001	<.001	<.001	<.01	0.29	0.012	0.001	0.04	0.24	0.05	0.2	<.001	<.001	67	3.56
B616774	0.121	0.001	<.01	<.01	<2	<.001	<.001	0.01	0.15	<.01	0.002	<.001	<.001	<.01	0.39	0.012	0.001	0.02	0.27	0.05	0.21	<.001	<.001	127	3.7
B616775	0.131	0.001	<.01	<.01	<2	<.001	<.001	0.01	0.12	<.01	0.002	<.001	<.001	<.01	0.5	0.011	0.001	0.02	0.26	0.05	0.19	<.001	<.001	108	3.48
B616776	0.086	0.001	<.01	<.01	<2	<.001	<.001	0.01	0.16	<.01	0.003	<.001	0.001	<.01	0.46	0.012	0.001	0.02	0.27	0.08	0.19	<.001	<.001	74	4.44
B616777	0.051	0.001	<.01	<.01	<2	<.001	<.001	0.01	0.15	<.01	0.003	<.001	<.001	<.01	0.52	0.011	0.001	0.02	0.27	0.04	0.21	<.001	<.001	41	4.16
B616778	0.089	0.001	<.01	<.01	<2	<.001	<.001	0.01	0.18	<.01	0.002	<.001	<.001	<.01	0.35	0.01	0.001	0.02	0.32	0.1	0.25	<.001	<.001	66	4.22
B616779	0.061	0.001	<.01	<.01	<2	<.001	<.001	<.01	0.14	<.01	0.002	<.001	<.001	<.01	0.39	0.011	0.001	0.03	0.28	0.05	0.22	<.001	<.001	53	4.36
B616780	0.066	0.001	<.01	<.01	<2	<.001	<.001	0.01	0.2	<.01	0.002	<.001	0.001	<.01	0.47	0.014	0.001	0.02	0.3	0.06	0.22	<.001	<.001	64	4
B616781	0.135	<.001	<.01	<.01	<2	<.001	<.001	0.01	0.16	<.01	0.002	<.001	<.001	<.01	0.52	0.013	0.001	0.03	0.27	0.02	0.21	<.001	<.001	122	3.9
RE B6167	0.137	0.001	<.01	<.01	<2	0.001	<.001	0.01	0.16	<.01	0.002	<.001	<.001	<.01	0.53	0.012	<.001	0.02	0.28	0.03	0.2	<.001	<.001	154	-
RRE B616	0.168	0.001	<.01	<.01	<2	<.001	<.001	0.01	0.19	<.01	0.002	<.001	<.001	<.01	0.53	0.012	0.001	0.03	0.33	0.08	0.27	<.001	<.001	169	-
B616782	0.034	0.001	<.01	<.01	<2	<.001	<.001	<.01	0.21	<.01	0.002	<.001	<.001	<.01	0.25	0.012	0.001	0.02	0.26	0.04	0.2	<.001	<.001	24	4.08
STANDAR	0.047	0.56	1.47	4.15	159	0.362	0.043	0.2	22.23	0.22	0.171	0.029	0.129	<.01	2.29	0.085	0.068	1.58	1.37	0.18	0.48	0.065	0.175	2	-
G-1	<.001	0.001	<.01	<.01	<2	0.001	<.001	0.06	1.86	<.01	0.011	<.001	<.001	<.01	1.04	0.091	0.001	0.55	1.17	0.16	0.63	<.001	<.001	<1	-
B616783	0.041	0.001	<.01	<.01	<2	<.001	<.001	0.01	0.13	<.01	0.004	<.001	<.001	<.01	2.03	0.013	0.001	0.03	0.21	0.02	0.15	<.001	<.001	32	4.88
B616784	0.114	0.001	<.01	<.01	<2	<.001	<.001	0.01	0.17	<.01	0.003	<.001	<.001	<.01	0.53	0.012	0.001	0.04	0.29	0.06	0.14	<.001	<.001	79	3.82
RE B6167	0.11	0.001	<.01	<.01	<2	<.001	<.001	0.01	0.17	<.01	0.003	<.001	<.001	<.01	0.53	0.014	0.001	0.03	0.26	0.03	0.15	<.001	<.001	78	-
RRE B616	0.109	0.001	<.01	<.01	<2	<.001	<.001	0.01	0.16	<.01	0.002	<.001	<.001	<.01	0.59	0.015	0.001	0.03	0.23	0.03	0.12	<.001	<.001	88	-
B616785	0.036	0.001	<.01	<.01	<2	<.001	<.001	0.01	0.19	<.01	0.002	<.001	<.001	<.01	0.46	0.014	<.001	0.03	0.27	0.06	0.17	<.001	<.001	33	4.12
B616786	0.097	0.001	<.01	<.01	<2	<.001	<.001	0.01	0.2	<.01	0.002	<.001	<.001	<.01	0.36	0.014	0.001	0.07	0.25	0.03	0.18	<.001	<.001	85	3.62
B616787	0.104	0.002	<.01	<.01	<2	0.001	<.001	0.01	0.19	<.01	0.002	<.001	<.001	<.01	0.24	0.01	0.001	0.06	0.23	0.02	0.24	<.001	<.001	99	4.32
B616788(r	0.001	0.001	<.01	<.01	<2	0.005	0.001	0.05	4.03	<.01	0.008	<.001	<.001	<.01	0.88	0.051	0.006	0.84	2.27	0.06	0.15	<.001	<.001	3	1.74
B616789	0.055	0.001	<.01	<.01	<2	0.001	<.001	0.01	0.22	<.01	0.002	<.001	<.001	<.01	0.3	0.012	0.001	0.07	0.24	0.03	0.21	<.001	<.001	48	3.46
B616790	0.037	0.001	<.01	<.01	<2	<.001	<.001	0.01	0.23	<.01	0.002	<.001	<.001	<.01	0.26	0.01	0.001	0.08	0.25	0.03	0.2	<.001	<.001	27	3.36
B616791	0.049	0.001	<.01	<.01	<2	0.001	<.001	0.01	0.18	<.01	0.002	<.001	<.001	<.01	0.26	0.013	0.001	0.07	0.23	0.06	0.19	<.001	<.001	37	3.96
B616792	0.033	0.001	<.01	<.01	<2	<.001	<.001	0.01	0.2	<.01	0.002	<.001	<.001	<.01	0.24	0.011	0.001	0.07	0.22	0.07	0.19	<.001	<.001	26	4.02
B616793	0.06	0.001	<.01	<.01	<2	<.001	<.001	0.01	0.17	<.01	0.002	<.001	<.001	<.01	0.28	0.015	0.001	0.06	0.23	0.02	0.19	<.001	<.001	70	4.48
B616794	0.035	0.001	<.01	<.01	<2	<.001	<.001	0.01	0.18	<.01	0.002	<.001	<.001	<.01	0.51	0.013	<.001	0.02	0.24	0.04	0.18	<.001	<.001	31	4.04
B616795	0.046	0.001	<.01	<.01	<2	<.001	<.001	0.01	0.25	<.01	0.004	<.001	<.001	<.01	0.75	0.018	0.001	0.08	0.36	0.06	0.2	<.001	<.001	40	3.98
B616796	0.039	0.001	<.01	<.01	<2	0.001	<.001	0.01	0.23	<.01	0.004	<.001	<.001	<.01	0.76	0.016	<.001	0.05	0.36	0.04	0.17	<.001	<.001	43	4.62
B616797	0.079	0.001	<.01	<.01	<2	<.001	<.001	0.01	0.2	<.01	0.003	<.001	<.001	<.01	0.78	0.016	0.001	0.05	0.31	0.04	0.18	<.001	<.001	71	3.28
B616798	0.13	0.006	<.01	0.02	<2	<.001	<.001	0.01	0.23	<.01	0.003	<.001	<.001	<.01	0.74	0.015	<.001	0.05	0.31	0.06	0.16	<.001	<.001	136	2.64
B616799	0.048	0.001	<.01	<.01	<2	<.001	<.001	0.01	0.25	<.01	0.004	<.001	<.001	<.01	0.79	0.017	0.001	0.07	0.4	0.04	0.19	<.001	<.001	54	4.2
B616800	0.067	0.001	<.01	<.01	<2	<.001	<.001	0.01	0.21	<.01	0.002	<.001	<.001	<.01	0.7	0.017	0.001	0.04	0.3	0.04	0.18	<.001	<.001	80	4.62
B616801	0.134	0.002	<.01	<.01	<2	<.001	<.001	0.01	0.24	<.01	0.002	<.001	<.001	<.01	0.7	0.016	0.001	0.05	0.34	0.04	0.17	<.001	<.001	131	4.72
B616802	0.072	0.001	<.01	<.01	<2	<.001	<.001	0.01	0.23	<.01	0.003	<.001	0.001	<.01	0.74	0.017	0.001	0.07	0.37	0.05	0.2	<.001	<.001	81	4.38
B616803	0.049	0.001	<.01	<.01	<2	<.001	<.001	0.01	0.27	<.01	0.005	<.001	<.001	<.01	0.78	0.017	0.001	0.05	0.34	0.05	0.18	<.001	<.001	51	4.34
B616804	0.031	0.002	<.01	<.01	<2	<.001	<.001	0.01	0.27	<.01	0.003	<.001	<.001	<.01	0.78	0.014	<.001	0.04	0.33	0.07	0.19	<.001	<.001	26	3.92
B616805	0.056	0.001	<.01	<.01	<2	<.001	<.001	0.02	0.32	<.01	0.005	<.001	<.001	<.01	1.17	0.008	<.001	0.2	0.55	0.05	0.27	<.001	<.001	48	4.56
B616806	0.043	0.001	<.01	<.01	<2	<.001	<.001	0.01	0.37	<.01	0.003	<.001	<.001	<.01	0.92	0.007	<.001	0.1	0.4	0.05	0.23	<.001	<.001	25	3.26
B616807	0.038	0.002	<.01	<.01	<2	<.001	<.001	0.01	0.22	<.01	0.002	<.001	<.001	<.01	1.13	0.003	0.001	0.07	0.36	0.03	0.2	<.001	<.001	17	3.18
B616808	0.044	0.002	<.01	<.01	<2	0.001	<.001	0.01	0.34	<.01	0.002	<.001	<.001	<.01	0.87	0.013	0.001	0.1	0.39	0.02	0.22	<.001	<.001	27	3.96
B616809	0.051	0.001	<.01	<.01	<2	<.001	<.001	0.02	0.47	<.01	0.004	<.001	<.001	<.01	1.12	0.024	0.001	0.22	0.59	0.01	0.27	<.001	<.001	32	4.34
B616810	0.035	0.002	<.01	<.01	<2	<.001	<.001	0.01	0.27	<.01	0.002	<.001	<.001	<.01	0.64	0.012	<.001	0.09	0.34	0.02	0.16	<.001	<.001	18	4.56
B616811	0.062	0.001	<.01	<.01	<2	<.001	<.001	0.01	0.31	<.01	0.003	<.001	<.001	<.01	0.62	0.014	0.001	0.13	0.38	0.03	0.26	<.001	<.001	43	3.96
B616812	0.056	0.001	<.01	<.01	<2	<.001	<.001	0.01	0.19	<.01	0.002	<.001	<.001	<.01	0.39	0.013	0.001	0.04	0.27	0.07	0.2	<.001	<.001	42	3.86
B616813	0.054	0.002	<.01	<.01	<2	<.001	<.001	0.01	0.27	<.01	0.003	<.001	<.001	<.01	0.69	0.018	0.001	0.13	0.43	0.08	0.26	<.001	<.001	36	4.54
B616814	0.032	0.001	<.01	<.01	<2	0.001	<.001	0.02	0.31	<.01	0.008	<.001	<.001	<.01	0.83	0.014	0.001	0.18	0.4	0.06	0.24	<.001	<.001	12	4.12
STANDAR	0.049	0.552	1.46	4.21	157	0.355	0.043	0.2	22.14	0.22	0.174	0.029	0.129	<.01	2.23	0.082	0.067	1.53	1.3	0.2	0.51	0.065	0.175	<1	-
G-1	<.001	<.001	<.01	<.01	<2	<.001	<.001	0.05	1.91	<.01	0.01	<.001	0.001	<.01	0.89	0.088	0.001	0.64	1.19	0.14	0.61	<.001	<.001	1	-
B616815	0.036	0.001	<.01	<.01	<2	<.001	<.001	0.01	0.37	<.01	0.005	<.001	<.001	<.01	0.78	0.02	0.001	0.24	0.39	0.03	0.19	<.001	<.001	31	5.22
B616816	0.05	0.002	<.01	<.01	<2	<.001	<.001	0.02	0.48	<.01	0.002	<.001	0.001	<.01	0.44	0.026	0.001	0.26	0.55	0.04	0.28	<.001	<.001	35	4.12
B616817	0.037	0.002	<.01	<.01	<2	<.001	<.001	0.02	0.77	<.01	0.004	<.001	0.001	<.01	0.93	0.066	0.001	0.46	1	0.05	0.35	<.001	<.001	43	3.94
B616818	0.038	0.002	<.01	<.01	<2	<.001	<.001	0.01	0.42	<.01	0.001	<.001	<.001	<.01	0.77	0.016	<.001	0.16	0.3	0.01	0.18	<.001	<.001	55	5.1
B616819	0.016	0.003	<.01	<.01	<2	<.001	<.001	0.03	0.83	<.01	0.002	<.001	<.001	<.01	0.58	0.037	0.002	0.5	0.76	0.04	0.37	<.001	<.001	14	3.74

B616820	0.019	0.002	<.01	<.01	<2	<.001	<.001	0.02	0.6	<.01	0.002	<.001	0.001	<.01	0.51	0.04	0.001	0.35	0.58	0.05	0.28	<.001	<.001	19	6.68
STANDAR	0.045	0.555	1.51	4.14	155	0.357	0.043	0.2	22.66	0.23	0.173	0.029	0.131	<.01	2.3	0.081	0.068	1.64	1.37	0.2	0.5	0.074	0.178	1	-

From ACME ANALYTICAL LABORATORIES LTD. 852 E. HASTINGS ST. VANCOUVER BC V6A 1R6 PHONE(604)253-3158 FAX(604)253-1716 @ CSV TEXT FORMAT
To New Cantech Ventures Inc.
Acme file # A507594 Received: NOV 23 2005 * 87 samples in this disk file.
Analysis: GROUP 7AR - 1.000 GM SAMPLE, AQUA - REGIA (HCL-HNO3-H2O) DIGESTION TO 100 ML, ANALYSED BY ICP-ES. RE* - 1FD ANALYSIS BY ICP/MS.

ELEMENT	Mo	Cu	Pb	Zn	Ag	Ni	Co	Mn	Fe	As	Sr	Cd	Sb	Bi	Ca	P	Cr	Mg	Al	Na	K	W	Hg	Re*	Sample
SAMPLES	%	%	%	%	gm/mt	%	%	%	%	%	%	%	%	%	%	%	%	%	%	%	%	%	%	ppb	kg
B616821(r	<.001	0.001	<.01	0.01	<2	0.004	0.001	0.04	3.43	<.01	0.007	<.001	0.001	<.01	0.84	0.039	0.005	0.88	2.07	0.06	0.13	<.001	0.001	1	3.7
B616822	<.001	0.001	<.01	<.01	<2	<.001	<.001	<.01	0.18	<.01	0.001	<.001	<.001	<.01	0.07	0.01	<.001	0.04	0.25	0.06	0.16	<.001	<.001	<1	4.54
B616823	<.001	0.001	<.01	<.01	<2	<.001	<.001	<.01	0.18	<.01	0.001	<.001	<.001	<.01	0.11	0.009	<.001	0.04	0.25	0.06	0.14	<.001	<.001	<1	3.06
B616824	0.001	0.001	<.01	<.01	<2	<.001	<.001	<.01	0.15	<.01	0.001	<.001	0.001	<.01	0.15	0.009	<.001	0.02	0.24	0.06	0.16	<.001	<.001	<1	3.8
B616825	0.001	0.001	<.01	<.01	<2	<.001	<.001	<.01	0.19	<.01	0.001	<.001	<.001	<.01	0.15	0.007	0.001	0.05	0.27	0.04	0.18	<.001	<.001	1	4.12
B616826	<.001	0.001	<.01	<.01	<2	<.001	<.001	0.01	0.18	<.01	0.001	<.001	<.001	<.01	0.23	0.009	<.001	0.04	0.3	0.06	0.19	<.001	<.001	1	4.13
B616827	0.005	0.001	<.01	<.01	<2	<.001	<.001	0.01	0.21	<.01	0.001	<.001	<.001	<.01	0.35	0.006	<.001	0.08	0.3	0.04	0.21	<.001	<.001	3	3.54
B616828	<.001	0.001	<.01	<.01	<2	<.001	<.001	0.01	0.16	<.01	0.001	<.001	<.001	<.01	0.2	0.008	<.001	0.04	0.26	0.07	0.17	<.001	<.001	1	3.7
B616829	0.001	0.001	<.01	<.01	<2	<.001	<.001	0.01	0.17	<.01	0.001	<.001	0.001	<.01	0.21	0.01	0.001	0.03	0.24	0.06	0.16	<.001	<.001	<1	3.9
RE B6168	0.001	0.001	<.01	<.01	<2	<.001	<.001	0.01	0.17	<.01	0.001	<.001	<.001	<.01	0.21	0.009	<.001	0.03	0.25	0.06	0.16	<.001	<.001	<1	-
RRE B616	0.001	0.001	<.01	<.01	<2	<.001	<.001	0.01	0.14	<.01	0.001	<.001	<.001	<.01	0.21	0.01	0.001	0.03	0.25	0.06	0.16	<.001	0.001	<1	-
B616830	0.003	0.001	<.01	<.01	<2	<.001	<.001	0.01	0.17	<.01	0.001	<.001	<.001	<.01	0.22	0.008	0.001	0.03	0.23	0.05	0.15	<.001	<.001	3	3.74
B616831	0.008	0.001	<.01	<.01	<2	<.001	<.001	<.01	0.14	<.01	0.001	<.001	0.001	<.01	0.22	0.007	<.001	0.03	0.24	0.06	0.17	<.001	<.001	6	3.96
B616832	0.013	0.002	<.01	0.01	<2	0.001	<.001	0.01	0.2	<.01	0.001	<.001	0.001	<.01	0.21	0.008	0.001	0.03	0.22	0.06	0.15	<.001	<.001	2	4.14
B616833	0.006	0.001	<.01	<.01	<2	<.001	<.001	<.01	0.15	<.01	0.001	<.001	<.001	<.01	0.27	0.009	0.001	0.04	0.28	0.06	0.16	<.001	<.001	2	4.52
B616834	0.019	0.001	<.01	<.01	<2	<.001	<.001	0.01	0.16	<.01	0.001	<.001	<.001	<.01	0.38	0.005	0.001	0.05	0.24	0.03	0.18	<.001	<.001	4	4.1
B616835	0.028	0.001	<.01	<.01	<2	<.001	<.001	0.01	0.15	<.01	0.001	<.001	0.001	<.01	0.42	0.007	0.001	0.08	0.3	0.03	0.2	<.001	<.001	7	3.8
B616836	0.015	0.001	<.01	<.01	<2	<.001	<.001	0.01	0.19	<.01	0.001	<.001	<.001	<.01	0.45	0.006	0.001	0.06	0.26	0.04	0.18	<.001	<.001	2	2.74
B616837	0.018	0.001	<.01	<.01	<2	<.001	<.001	0.01	0.14	<.01	0.001	<.001	<.001	<.01	0.58	0.007	<.001	0.06	0.32	0.04	0.14	<.001	<.001	7	3.34
B616838	0.021	0.002	0.01	0.01	<2	0.001	<.001	0.01	0.24	<.01	0.002	<.001	0.001	<.01	0.99	0.005	0.001	0.04	0.22	0.02	0.15	<.001	<.001	9	4.02
B616839	0.022	0.001	<.01	<.01	<2	<.001	<.001	0.01	0.13	<.01	0.001	<.001	<.001	<.01	0.53	0.005	<.001	0.04	0.24	0.03	0.18	<.001	<.001	7	3.72
B616840	0.019	0.001	<.01	<.01	<2	<.001	<.001	0.01	0.19	<.01	0.002	<.001	<.001	<.01	1.18	0.005	<.001	0.05	0.25	0.03	0.16	<.001	<.001	4	4.7
B616841	0.009	0.001	<.01	<.01	<2	<.001	<.001	0.01	0.13	<.01	0.002	<.001	0.001	<.01	1.15	0.007	<.001	0.04	0.22	0.03	0.17	<.001	<.001	4	3.9
B616842(r	<.001	0.001	<.01	0.01	<2	<.001	0.001	0.11	5.05	<.01	0.003	<.001	<.001	<.01	1.55	0.065	0.001	1.07	1.62	0.11	0.06	<.001	<.001	1	4.3
B616843	0.014	0.001	<.01	<.01	<2	<.001	<.001	0.01	0.22	<.01	0.003	<.001	<.001	<.01	1.95	0.011	<.001	0.06	0.25	0.04	0.13	<.001	<.001	4	4.08
B616844	0.019	0.001	<.01	<.01	<2	<.001	<.001	0.01	0.18	<.01	0.003	<.001	<.001	<.01	1.81	0.012	<.001	0.05	0.25	0.04	0.13	<.001	<.001	10	1.72
B616845	0.016	0.001	<.01	<.01	<2	<.001	<.001	0.01	0.17	<.01	0.002	<.001	<.001	<.01	0.9	0.009	<.001	0.04	0.25	0.04	0.16	<.001	<.001	6	2.94
B616846	0.02	0.001	<.01	<.01	<2	<.001	<.001	0.01	0.17	<.01	0.002	<.001	0.001	<.01	0.76	0.011	<.001	0.03	0.22	0.04	0.16	<.001	<.001	4	5.52
B616847	0.041	0.001	<.01	<.01	<2	<.001	<.001	<.01	0.15	<.01	0.001	<.001	<.001	<.01	0.52	0.006	0.001	0.03	0.23	0.03	0.19	<.001	<.001	11	3.5
B616848	0.024	0.001	<.01	<.01	<2	<.001	<.001	0.01	0.17	<.01	0.001	<.001	<.001	<.01	0.62	0.008	<.001	0.05	0.25	0.02	0.16	<.001	<.001	16	4.1
B616849	0.015	0.001	<.01	<.01	<2	<.001	<.001	0.01	0.16	<.01	0.001	<.001	<.001	<.01	0.69	0.007	<.001	0.04	0.25	0.03	0.18	<.001	<.001	8	3.42
B616850	0.03	0.001	<.01	<.01	<2	<.001	<.001	0.01	0.12	<.01	0.001	<.001	<.001	<.01	0.83	0.007	<.001	0.05	0.27	0.02	0.15	<.001	<.001	5	3.9
B616851	0.029	0.001	<.01	<.01	<2	<.001	<.001	<.01	0.15	<.01	0.001	<.001	<.001	<.01	0.32	0.01	0.001	0.08	0.3	0.04	0.16	<.001	<.001	13	4.28
B616852	0.017	0.001	<.01	<.01	<2	<.001	<.001	0.01	0.14	<.01	0.002	<.001	<.001	<.01	0.55	0.011	<.001	0.06	0.32	0.04	0.18	<.001	<.001	4	3.26
STANDAR	0.048	0.561	1.51	4.23	156	0.363	0.043	0.19	22.79	0.23	0.173	0.028	0.131	<.01	2.24	0.079	0.068	1.63	1.36	0.19	0.5	0.082	0.178	1	-
B616853	0.016	0.001	<.01	<.01	<2	<.001	<.001	0.01	0.17	<.01	0.002	<.001	<.001	<.01	0.7	0.012	0.001	0.08	0.35	0.05	0.18	<.001	<.001	7	3.98
B616854	0.023	0.001	<.01	<.01	<2	<.001	<.001	0.01	0.17	<.01	0.001	<.001	<.001	<.01	0.46	0.011	0.001	0.05	0.28	0.05	0.17	<.001	<.001	14	4.16
B616855	0.021	0.001	<.01	<.01	<2	<.001	<.001	0.01	0.15	<.01	0.001	<.001	<.001	<.01	0.38	0.009	0.001	0.06	0.3	0.04	0.19	<.001	<.001	7	3.72
B616856	0.017	0.001	<.01	<.01	<2	<.001	<.001	0.01	0.16	<.01	0.001	<.001	<.001	<.01	0.36	0.011	0.001	0.07	0.33	0.04	0.17	<.001	<.001	6	3.36
B616857	0.011	0.001	<.01	<.01	<2	<.001	<.001	0.01	0.16	<.01	0.002	<.001	<.001	<.01	0.41	0.014	<.001	0.13	0.47	0.04	0.21	<.001	<.001	2	4.04
B616858	0.017	0.001	<.01	<.01	<2	<.001	<.001	0.01	0.16	<.01	0.002	<.001	<.001	<.01	0.35	0.011	<.001	0.11	0.4	0.03	0.2	<.001	<.001	7	2.14
B616859	0.07	0.002	<.01	<.01	<2	<.001	<.001	<.01	0.15	<.01	0.001	<.001	<.001	<.01	0.19	0.006	0.001	0.05	0.27	0.02	0.19	<.001	<.001	21	2.4
B616860(r	<.001	0.001	<.01	0.01	<2	0.004	0.001	0.05	3.76	<.01	0.008	<.001	<.001	<.01	0.9	0.047	0.007	0.93	2.24	0.07	0.15	<.001	<.001	<1	5.42
B616861	0.026	0.002	<.01	<.01	<2	<.001	<.001	0.01	0.21	<.01	0.001	<.001	<.001	<.01	0.29	0.007	0.001	0.11	0.32	0.02	0.19	<.001	<.001	4	3.78
B616862	0.032	0.001	<.01	<.01	<2	<.001	<.001	0.01	0.23	<.01	0.002	<.001	0.001	<.01	0.65	0.009	0.001	0.13	0.34	0.02	0.22	<.001	<.001	5	3.56
B616863	0.031	0.001	<.01	<.01	<2	<.001	<.001	0.01	0.21	<.01	0.002	<.001	<.001	<.01	0.61	0.007	0.001	0.04	0.25	0.02	0.18	<.001	<.001	7	4.5
B616864	0.025	0.001	<.01	<.01	<2	<.001	<.001	0.01	0.19	<.01	0.002	<.001	<.001	<.01	0.78	0.01	0.001	0.06	0.3	0.03	0.19	<.001	<.001	11	5.12
B616865	0.081	0.001	<.01	<.01	<2	<.001	<.001	0.01	0.19	<.01	0.003	<.001	<.001	<.01	0.48	0.006	0.001	0.11	0.28	0.02	0.17	<.001	<.001	19	2.98
B616866	0.045	0.001	<.01	<.01	<2	<.001	<.001	0.01	0.19	<.01	0.001	<.001	<.001	<.01	0.29	0.007	0.001	0.09	0.29	0.02	0.21	<.001	<.001	16	4.22
RE B6168	0.045	0.001	<.01	<.01	<2	<.001	<.001	0.01	0.19	<.01	0.001	<.001	<.001	<.01	0.29	0.005	0.001	0.09	0.28	0.02	0.21	<.001	<.001	16	-
RRE B616	0.044	0.001	<.01	<.01	<2	<.001	<.001	0.01	0.21	<.01	0.001	<.001	<.001	<.01	0.29	0.006	0.001	0.09	0.28	0.02	0.2	<.001	<.001	17	-
B616867	0.021	0.001	<.01	<.01	<2	<.001	<.001	<.01	0.17	<.01	0.001	<.001	<.001	<.01	0.23	0.005	0.001	0.05	0.27	0.03	0.21	<.001	<.001	10	4.38
B616868	0.022	0.001	<.01	<.01	<2	<.001	<.001	0.01	0.2	<.01	0.001	<.001	<.001	<.01	0.48	0.007	0.001	0.05	0.26	0.02	0.19	<.001	<.001	6	4.36
B616869	0.015	0.001	<.01	<.01	<2	<.001	<.001	0.01	0.21	<.01	0.001	<.001	0.001	<.01	0.41	0.01	<.001	0.06	0.28	0.03	0.19	<.001	<.001	7	3.32

B616870	0.022	0.001	<.01	<.01	<2	<.001	<.001	<.01	0.21	<.01	0.002	<.001	<.001	<.01	0.26	0.005	<.001	0.11	0.36	0.02	0.19	<.001	<.001	4	3.88
B616871	0.027	0.001	<.01	<.01	<2	<.001	<.001	0.01	0.18	<.01	0.001	<.001	<.001	<.01	0.31	0.008	<.001	0.07	0.32	0.03	0.21	<.001	<.001	9	4.08
B616872	0.035	0.001	<.01	<.01	<2	<.001	<.001	<.01	0.16	<.01	0.001	<.001	<.001	<.01	0.16	0.006	0.001	0.04	0.26	0.03	0.2	<.001	<.001	13	4.54
B616873	0.017	0.001	<.01	<.01	<2	<.001	<.001	<.01	0.14	<.01	0.001	<.001	<.001	<.01	0.14	0.009	0.001	0.04	0.26	0.03	0.2	<.001	<.001	3	4.2
B616874	0.021	0.001	<.01	<.01	<2	<.001	<.001	<.01	0.2	<.01	0.001	<.001	<.001	<.01	0.13	0.005	0.001	0.03	0.23	0.03	0.19	<.001	<.001	8	4.58
B616875	0.05	0.002	<.01	<.01	<2	<.001	<.001	0.01	0.25	<.01	0.002	<.001	<.001	<.01	0.36	0.003	0.001	0.15	0.42	0.01	0.18	<.001	<.001	11	3.6
B616876	0.024	0.002	<.01	0.01	<2	0.001	<.001	0.01	0.21	<.01	0.002	<.001	<.001	<.01	0.4	0.005	0.001	0.11	0.35	0.02	0.18	0.001	<.001	3	2.4
B616877	0.019	0.002	<.01	<.01	<2	<.001	<.001	<.01	0.14	<.01	0.001	<.001	<.001	<.01	0.24	0.017	<.001	0.06	0.31	0.03	0.2	<.001	<.001	11	4.4
B616878	0.03	0.002	<.01	0.01	<2	0.001	<.001	<.01	0.22	<.01	0.002	<.001	<.001	<.01	0.17	0.004	0.001	0.07	0.29	0.02	0.2	<.001	<.001	11	3.24
B616879	0.027	0.001	<.01	<.01	<2	<.001	<.001	<.01	0.15	<.01	0.002	<.001	<.001	<.01	0.17	0.007	<.001	0.09	0.33	0.02	0.19	<.001	<.001	11	3.9
B616880	0.022	0.001	<.01	<.01	<2	<.001	<.001	<.01	0.18	<.01	0.001	<.001	<.001	<.01	0.13	0.006	0.001	0.05	0.28	0.02	0.2	<.001	<.001	9	4.56
B616881	0.022	0.001	<.01	<.01	<2	<.001	<.001	<.01	0.18	<.01	0.002	<.001	<.001	<.01	0.31	0.007	0.001	0.07	0.31	0.02	0.19	<.001	<.001	9	3.08
B616882	0.048	0.003	<.01	0.01	<2	<.001	<.001	<.01	0.18	<.01	0.001	<.001	<.001	<.01	0.21	0.004	<.001	0.06	0.27	0.02	0.17	<.001	<.001	14	3.32
B616883	0.038	0.002	<.01	<.01	<2	<.001	<.001	<.01	0.15	<.01	0.002	<.001	<.001	<.01	0.17	0.01	0.001	0.06	0.3	0.02	0.19	<.001	<.001	4	3.56
B616884	0.044	0.001	<.01	<.01	<2	<.001	<.001	<.01	0.18	<.01	0.001	<.001	<.001	<.01	0.13	0.006	0.001	0.04	0.25	0.03	0.19	<.001	<.001	10	4.76
STANDAR	0.046	0.558	1.48	4.24	155	0.364	0.043	0.2	22.74	0.23	0.172	0.029	0.13	<.01	2.3	0.082	0.069	1.68	1.42	0.2	0.51	0.071	0.176	1	-
B616885	0.056	0.002	<.01	<.01	<2	<.001	<.001	<.01	0.17	<.01	0.001	<.001	0.001	<.01	0.15	0.007	0.001	0.03	0.27	0.06	0.23	<.001	<.001	13	3.54
B616886	0.017	0.001	<.01	<.01	<2	<.001	<.001	<.01	0.19	<.01	0.001	<.001	<.001	<.01	0.12	0.007	0.001	0.04	0.29	0.06	0.25	<.001	<.001	2	4.04
B616887	0.022	0.002	<.01	<.01	<2	<.001	<.001	0.01	0.16	<.01	0.001	<.001	<.001	<.01	0.16	0.003	0.001	0.05	0.34	0.03	0.22	<.001	<.001	5	4.3
B616888	0.018	0.002	<.01	<.01	<2	<.001	<.001	<.01	0.24	<.01	0.001	<.001	<.001	<.01	0.14	0.004	<.001	0.06	0.32	0.03	0.21	<.001	<.001	2	2.32
B616889(r	0.001	0.002	<.01	<.01	<2	0.003	0.001	0.07	3.21	<.01	0.008	<.001	<.001	<.01	5.29	0.068	0.003	0.87	1.83	0.06	0.21	<.001	<.001	<1	3.06
B616890	0.007	0.002	<.01	<.01	<2	<.001	<.001	<.01	0.24	<.01	0.001	<.001	<.001	<.01	0.12	0.002	0.001	0.03	0.27	<.01	0.25	<.001	<.001	1	2.42
B616891	0.017	0.002	<.01	<.01	<2	<.001	<.001	<.01	0.16	<.01	0.001	<.001	<.001	<.01	0.13	0.004	0.001	0.03	0.28	0.01	0.23	<.001	<.001	4	4.44
B616892	0.029	0.002	<.01	<.01	<2	0.001	<.001	0.01	0.2	<.01	0.001	<.001	<.001	<.01	0.15	0.003	<.001	0.03	0.28	0.01	0.21	<.001	<.001	10	3.4
B616893	0.01	0.002	<.01	<.01	<2	<.001	<.001	0.01	0.42	<.01	0.001	<.001	<.001	<.01	0.17	0.004	<.001	0.05	0.37	0.04	0.24	<.001	<.001	1	4.1
B616894	0.008	0.001	<.01	<.01	<2	<.001	<.001	<.01	0.32	<.01	0.001	<.001	<.001	<.01	0.09	0.004	0.001	0.07	0.32	0.08	0.2	<.001	<.001	1	4.6
B616895	0.008	0.002	<.01	<.01	<2	0.001	<.001	0.01	0.28	<.01	0.001	<.001	<.001	<.01	0.16	0.011	<.001	0.05	0.34	0.05	0.26	<.001	<.001	3	4.02
B616896	0.015	0.001	<.01	<.01	<2	<.001	<.001	<.01	0.26	<.01	0.002	<.001	<.001	<.01	0.17	0.025	<.001	0.11	0.43	0.07	0.25	<.001	<.001	5	3.32
RE B6168	0.015	0.002	<.01	<.01	<2	<.001	<.001	<.01	0.24	<.01	0.002	<.001	<.001	<.01	0.16	0.023	<.001	0.11	0.43	0.05	0.19	<.001	<.001	5	-
RRE B616	0.015	0.001	<.01	<.01	<2	<.001	<.001	<.01	0.23	<.01	0.002	<.001	<.001	<.01	0.14	0.023	<.001	0.12	0.47	0.03	0.23	<.001	<.001	4	-
B616897	0.007	0.003	<.01	<.01	<2	<.001	<.001	0.01	0.27	<.01	0.001	<.001	<.001	<.01	0.23	0.008	0.001	0.09	0.41	0.05	0.25	<.001	<.001	1	4.04
B616898	0.004	0.002	<.01	<.01	<2	<.001	<.001	0.01	0.18	<.01	0.001	<.001	<.001	<.01	0.16	0.011	<.001	0.05	0.33	0.04	0.24	<.001	<.001	2	3.98
B616899	0.008	0.002	<.01	<.01	<2	<.001	<.001	0.01	0.23	<.01	0.001	<.001	<.001	<.01	0.18	0.008	0.001	0.09	0.35	0.03	0.22	<.001	<.001	2	3.2
B616900	0.007	0.007	<.01	<.01	<2	<.001	<.001	0.01	0.3	<.01	0.001	<.001	<.001	<.01	0.41	0.016	<.001	0.11	0.42	0.07	0.27	<.001	<.001	2	3.6
B616901	0.005	0.003	<.01	<.01	<2	0.001	<.001	0.01	0.34	<.01	0.002	<.001	<.001	<.01	0.32	0.014	0.001	0.09	0.37	0.04	0.23	<.001	<.001	1	2.2
STANDAR	0.048	0.552	1.5	4.08	156	0.366	0.046	0.2	22.79	0.22	0.174	0.03	0.129	<.01	2.33	0.082	0.071	1.64	1.43	0.19	0.52	0.066	0.178	<1	-

From ACME ANALYTICAL LABORATORIES LTD. 852 E. HASTINGS ST. VANCOUVER BC V6A 1R6 PHONE(604)253-3158 FAX(604)253-1716 @
To New Cantech Ventures Inc. PROJECT Lucky Ship #1
Acme file # A600797 Page 1 Received: FEB 21 2006 * 128 samples in this disk file.
Analysis: GROUP 1F - 0.50 GM SAMPLE LEACHED WITH 3 ML 2-2-2 HCL-HNO3-H2O AT 95 DEG. C FOR ONE HOUR, DILUTED TO 10 ML, ANA

ELEMENT	Re	Sample
SAMPLES	ppb	gm
G-1	<1	-
B616951	80	4.78
B616952	37	3.44
B616953	47	3.14
B616954	58	4.52
B616955	37	4.44
B616956	23	3.3
B616957	47	4.5
B616958	70	4.02
RE B61695	70	-
RRE B616	64	-
B616959	43	3.54
B616960	88	4.02
B616961	56	3.76
B616962	54	3.94
B616963	38	4.32
B616964	34	4.34
B616965	45	4.08
B616966	42	4.14
B616967	40	4
B616968	27	4.12
B616969	38	4.32
B616970	73	4.2
B616971	98	3.64
B616972	74	4.54
B616973 (r	<1	2.94
B616974	209	4.02
B616975	45	4.16
B616976	76	4.36
B616977	62	3.96
B616978	225	3.9
B616979	97	4.2
B616980	108	4.58
B616981	64	3.86
B616982	124	4.08
STANDAR	<1	-
G-1	<1	-
B616983	47	4.24
B616984	129	4.04
B616985	81	3.96
B616986	69	4.26
B616987 (r	1	2.58
B616988	73	4
B616989	36	3.68
RE B61698	36	-
RRE B616	34	-
B616990	24	4.44
B616991	36	4.34
B616992	18	4.26
B616993	52	4.36
B616994	48	4.4
B616995	47	4.54
B616996	77	4.02
B616997	46	4.3
B616998	51	4.16
B616999	77	4.46
B617000	23	3.7
B617001	15	4.34
B617002	14	4.62
B617003	46	4.1
B617004	46	3.92
B617005 (r	1	2.68
B617006	27	4.46
B617007	54	3.58
B617008	29	4.24
B617009	37	3.88
B617010	23	4.04
B617011	15	4.5
B617012	36	4.78
B617013	10	4.42
B617014	14	4.2
STANDAR	1	-
G-1	<1	-
B617015	26	4.68
B617016	26	4.28
B617017	33	4.36
B617018	12	4.46
B617019	21	4.12
B617020	31	4.78
B617021	19	4.38
B617022	7	3.86

B617023	17	4.84
B617024	18	4.88
B617025	13	5
B617026	69	3.7
B617027	35	4.28
B617028 (r	1	2.48
B617029	112	4.5
B617030	6	4.1
B617031	12	4.14
B617032	18	4.36
B617033	10	3.7
B617034	17	5.14
B617035	26	4.01
B617036	28	3.9
B617037	45	4.84
B617038	16	4.54
B617039	12	4.18
B617040	9	5
B617041	5	4.22
B617042	17	4.84
B617043	5	3.86
B617044	13	4.88
RE B61704	15	-
RRE B617	17	-
B617045	22	4.28
B617046	25	3.88
STANDAR	<1	-
G-1	1	-
B617047 (r	1	2.64
B617048	8	4.66
B617049	32	4.24
B617050	14	3.74
B617051	13	4.62
B617052	11	4.08
B617053	34	4.28
B617054	39	4.48
B617055	61	4.4
B617056	5	4.36
RE B61705	5	-
RRE B617	7	-
B617057	5	4.22
B617058	13	4.64
B617059	14	4.78
B617060	13	4.56
B617061	16	5.32
B617062	6	4.7
B617063	11	4.82
B617064	20	4.56
B617065	4	5.54
B617066	19	5.26
STANDAR	<1	-

From ACME ANALYTICAL LABORATORIES LTD. 852 E. HASTINGS ST. VANCOUVER BC V6A 1R6 PHONE(604)253-3158 FAX(604)253-1716 @ CSV TEXT FORMAT
To New Cantech Ventures Inc. PROJECT Lucky Ship #1
Acme file # A600797 Page 1 Received: FEB 21 2006 * 128 samples in this disk file.
Analysis: GROUP 7AR - 1.000 GM SAMPLE, AQUA - REGIA (HCL-HNO3-H2O) DIGESTION TO 100 ML, ANALYSED BY ICP-ES.

ELEMENT	Mo	Cu	Pb	Zn	Ag	Ni	Co	Mn	Fe	As	Sr	Cd	Sb	Bi	Ca	P	Cr	Mg	Al	Na	K	W	Hg
SAMPLES	%	%	%	%	gm/mt	%	%	%	%	%	%	%	%	%	%	%	%	%	%	%	%	%	%
G-1	<.001	0.001	<.01	<.01	<2	<.001	0.001	0.06	2.02	<.01	0.01	<.001	0.001	<.01	0.66	0.073	0.001	0.56	1.42	0.25	0.68	<.001	<.001
B616951	0.092	0.003	<.01	<.01	<2	<.001	<.001	0.01	0.25	<.01	0.002	<.001	0.001	<.01	0.86	0.01	0.001	0.15	0.41	<.01	0.25	<.001	<.001
B616952	0.049	0.003	<.01	<.01	<2	<.001	<.001	0.02	0.22	<.01	0.004	<.001	0.001	<.01	3.88	0.01	<.001	0.15	0.44	0.04	0.15	<.001	<.001
B616953	0.054	0.001	<.01	<.01	<2	0.001	<.001	0.01	0.2	<.01	0.004	<.001	0.001	<.01	3.34	0.007	0.001	0.11	0.34	<.01	0.15	<.001	<.001
B616954	0.07	0.002	<.01	<.01	<2	<.001	<.001	0.02	0.16	<.01	0.004	<.001	0.001	<.01	3.99	0.006	<.001	0.09	0.37	0.02	0.12	<.001	<.001
B616955	0.055	0.002	<.01	<.01	<2	<.001	<.001	0.01	0.15	<.01	0.003	<.001	<.001	<.01	1	0.011	<.001	0.08	0.37	<.01	0.16	<.001	<.001
B616956	0.039	0.002	<.01	<.01	<2	<.001	<.001	0.01	0.19	<.01	0.003	<.001	<.001	<.01	1.06	0.009	<.001	0.1	0.39	0.03	0.19	<.001	<.001
B616957	0.05	0.002	<.01	<.01	<2	<.001	<.001	0.01	0.2	<.01	0.002	<.001	<.001	<.01	0.82	0.013	0.001	0.12	0.43	0.02	0.23	<.001	<.001
B616958	0.079	0.002	<.01	<.01	<2	<.001	<.001	0.01	0.19	<.01	0.003	<.001	0.001	<.01	1.9	0.011	0.001	0.12	0.41	<.01	0.2	<.001	<.001
RE B61695	0.078	0.001	<.01	<.01	<2	<.001	<.001	0.01	0.19	<.01	0.003	<.001	0.001	<.01	1.92	0.011	0.001	0.12	0.42	0.02	0.18	<.001	<.001
RRE B616	0.075	0.002	<.01	<.01	<2	<.001	<.001	0.01	0.18	<.01	0.003	<.001	<.001	<.01	1.8	0.013	<.001	0.12	0.43	0.03	0.16	<.001	<.001
B616959	0.058	0.003	<.01	<.01	<2	<.001	<.001	0.01	0.33	<.01	0.005	<.001	0.001	<.01	2.08	0.017	<.001	0.24	0.61	<.01	0.13	<.001	<.001
B616960	0.129	0.002	<.01	<.01	<2	<.001	<.001	0.01	0.4	<.01	0.003	<.001	0.001	<.01	0.98	0.021	0.001	0.31	0.61	0.09	0.18	<.001	<.001
B616961	0.071	0.001	<.01	<.01	<2	<.001	<.001	0.01	0.4	<.01	0.003	<.001	0.001	<.01	1.33	0.026	0.001	0.24	0.62	0.01	0.2	<.001	<.001
B616962	0.071	0.002	<.01	<.01	<2	<.001	<.001	0.02	0.41	<.01	0.006	<.001	0.001	<.01	4.38	0.026	<.001	0.3	0.86	<.01	0.26	<.001	<.001
B616963	0.048	0.002	<.01	<.01	<2	0.001	<.001	0.02	0.77	<.01	0.004	<.001	0.001	<.01	0.95	0.024	0.001	0.54	0.92	0.04	0.29	<.001	<.001
B616964	0.059	0.003	<.01	<.01	<2	0.001	<.001	0.01	0.55	<.01	0.003	<.001	<.001	<.01	0.95	0.018	0.001	0.35	0.6	0.07	0.27	<.001	<.001
B616965	0.066	0.003	<.01	<.01	<2	<.001	<.001	0.01	0.14	<.01	0.002	<.001	<.001	<.01	0.74	0.011	0.001	0.03	0.27	0.08	0.23	<.001	<.001
B616966	0.063	0.002	<.01	<.01	<2	0.001	<.001	0.01	0.19	<.01	0.001	<.001	<.001	<.01	0.49	0.011	0.001	0.03	0.25	0.02	0.22	<.001	<.001
B616967	0.065	0.002	<.01	<.01	<2	<.001	<.001	<.01	0.14	<.01	0.001	<.001	0.001	<.01	0.39	0.012	0.001	0.03	0.26	0.04	0.27	<.001	<.001
B616968	0.053	0.003	<.01	<.01	<2	<.001	<.001	<.01	0.16	<.01	0.001	<.001	0.001	<.01	0.31	0.004	<.001	0.03	0.28	0.05	0.27	<.001	<.001
B616969	0.062	0.002	<.01	<.01	<2	<.001	<.001	<.01	0.14	<.01	0.001	<.001	<.001	<.01	0.31	0.003	0.001	0.05	0.24	0.05	0.25	<.001	<.001
B616970	0.107	0.001	<.01	<.01	<2	<.001	<.001	<.01	0.13	<.01	0.001	<.001	0.001	<.01	0.52	0.005	0.001	0.03	0.17	0.03	0.1	<.001	<.001
B616971	0.16	0.002	<.01	<.01	<2	<.001	<.001	<.01	0.13	<.01	0.001	<.001	<.001	<.01	0.25	0.007	0.001	0.1	0.28	0.06	0.2	<.001	<.001
B616972	0.101	0.001	<.01	<.01	<2	<.001	<.001	0.01	0.18	<.01	0.001	<.001	0.001	<.01	0.47	0.008	<.001	0.08	0.27	0.02	0.23	<.001	<.001
B616973 (r	0.001	0.001	<.01	<.01	<2	0.005	0.001	0.04	3.05	<.01	0.003	<.001	0.001	<.01	0.7	0.04	0.004	0.9	1.67	<.01	0.26	<.001	<.001
B616974	0.268	0.002	<.01	<.01	<2	<.001	<.001	0.01	0.23	<.01	0.001	<.001	<.001	<.01	0.43	0.014	0.001	0.05	0.26	0.04	0.21	<.001	<.001
B616975	0.054	0.005	<.01	<.01	<2	0.001	0.001	0.02	1.34	<.01	0.002	<.001	<.001	<.01	0.48	0.047	0.001	0.46	0.72	0.09	0.45	<.001	<.001
B616976	0.087	0.001	<.01	<.01	<2	0.001	<.001	0.02	0.74	<.01	0.002	<.001	0.001	<.01	0.76	0.071	0.001	0.37	0.63	<.01	0.26	<.001	<.001
B616977	0.097	0.003	<.01	<.01	<2	0.001	<.001	0.02	0.74	<.01	0.003	<.001	0.001	<.01	0.86	0.017	<.001	0.33	0.74	0.07	0.32	<.001	<.001
B616978	0.329	0.002	<.01	<.01	<2	0.001	<.001	0.01	0.44	<.01	0.002	<.001	<.001	<.01	0.67	0.016	0.001	0.17	0.35	0.02	0.2	<.001	<.001
B616979	0.13	0.003	<.01	<.01	<2	0.001	<.001	0.03	0.88	<.01	0.003	<.001	0.001	<.01	1.61	0.015	0.001	0.3	0.37	0.05	0.24	<.001	<.001
B616980	0.152	0.006	<.01	<.01	<2	0.001	<.001	0.03	1.13	<.01	0.002	<.001	<.001	<.01	0.87	0.01	0.001	0.33	0.44	0.08	0.29	<.001	<.001
B616981	0.098	0.002	<.01	<.01	<2	<.001	<.001	0.02	0.43	<.01	0.002	<.001	<.001	<.01	1.97	0.016	0.001	0.24	0.36	<.01	0.22	<.001	<.001
B616982	0.171	0.002	<.01	<.01	<2	0.001	<.001	0.02	0.56	<.01	0.003	<.001	<.001	<.01	1.91	0.02	0.001	0.37	0.46	<.01	0.26	<.001	<.001
STANDAR	0.046	0.551	1.44	4.12	156	0.361	0.044	0.19	21.67	0.21	0.167	0.028	0.121	<.01	2.23	0.07	0.068	1.54	1.28	0.18	0.48	0.064	0.169
G-1	<.001	0.001	<.01	<.01	<2	<.001	<.001	0.05	1.94	<.01	0.008	<.001	<.001	<.01	0.58	0.071	0.001	0.54	1.2	0.11	0.61	<.001	<.001
B616983	0.073	0.016	<.01	<.01	<2	0.004	0.001	0.05	2.66	<.01	0.007	<.001	0.001	<.01	1.79	0.042	0.009	1.33	1.95	0.09	1.27	0.001	<.001
B616984	0.184	0.003	<.01	<.01	<2	0.001	<.001	0.01	0.33	<.01	0.003	<.001	0.001	<.01	1.33	0.042	<.001	0.09	0.39	0.06	0.18	<.001	0.001
B616985	0.111	0.003	<.01	<.01	<2	<.001	<.001	0.01	0.47	<.01	0.003	<.001	<.001	<.01	1.31	0.047	<.001	0.08	0.3	<.01	0.19	<.001	<.001
B616986	0.106	0.002	<.01	<.01	<2	<.001	<.001	0.01	0.33	<.01	0.002	<.001	0.001	<.01	0.92	0.036	<.001	0.09	0.42	0.03	0.17	<.001	<.001
B616987 (r	0.001	0.002	<.01	<.01	<2	0.004	0.001	0.04	3.1	<.01	0.004	<.001	<.001	<.01	0.94	0.044	0.004	0.82	1.7	0.03	0.22	<.001	<.001
B616988	0.109	0.002	<.01	<.01	<2	0.001	<.001	0.01	0.31	<.01	0.002	<.001	<.001	<.01	0.61	0.041	<.001	0.12	0.37	<.01	0.18	<.001	<.001
B616989	0.056	0.001	<.01	<.01	<2	0.001	<.001	0.01	0.35	<.01	0.003	<.001	<.001	<.01	0.73	0.029	<.001	0.08	0.31	0.03	0.23	<.001	<.001
RE B61698	0.058	0.002	<.01	<.01	<2	<.001	<.001	0.01	0.35	<.01	0.003	<.001	<.001	<.01	0.74	0.033	<.001	0.08	0.34	<.01	0.23	<.001	<.001
RRE B616	0.053	0.001	<.01	<.01	<2	0.001	<.001	0.01	0.35	<.01	0.003	<.001	<.001	<.01	0.75	0.031	<.001	0.08	0.33	<.01	0.16	<.001	<.001
B616990	0.042	0.002	<.01	<.01	<2	0.002	<.001	0.01	0.26	<.01	0.003	<.001	<.001	<.01	0.55	0.03	<.001	0.15	0.39	0.05	0.17	<.001	<.001
B616991	0.067	0.008	<.01	<.01	<2	0.001	<.001	0.02	0.87	<.01	0.003	<.001	<.001	<.01	0.75	0.059	0.001	0.44	0.73	<.01	0.21	<.001	<.001
B616992	0.038	0.007	<.01	<.01	<2	0.001	<.001	0.02	0.76	<.01	0.005	<.001	<.001	<.01	0.63	0.028	0.001	0.47	0.7	0.07	0.23	<.001	<.001
B616993	0.1	0.003	<.01	<.01	<2	0.002	<.001	0.02	0.62	<.01	0.004	<.001	0.001	<.01	0.67	0.044	0.001	0.61	0.86	0.04	0.3	<.001	<.001
B616994	0.089	0.005	<.01	<.01	<2	0.001	<.001	0.01	0.68	<.01	0.003	<.001	0.001	<.01	0.73	0.043	0.001	0.41	0.76	0.02	0.26	<.001	<.001

B616995	0.068	0.001	<.01	<.01	<2	0.001	<.001	0.01	0.32	<.01	0.002	<.001	0.002	<.01	0.44	0.032	<.001	0.17	0.37	0.02	0.16	<.001	<.001
B616996	0.151	0.003	<.01	<.01	<2	0.001	<.001	0.01	0.4	<.01	0.002	<.001	<.001	<.01	0.57	0.023	0.001	0.22	0.41	<.01	0.12	<.001	<.001
B616997	0.112	0.002	<.01	<.01	<2	0.001	<.001	0.01	0.28	<.01	0.002	<.001	<.001	<.01	0.37	0.025	0.001	0.25	0.42	<.01	0.19	<.001	<.001
B616998	0.12	0.001	<.01	<.01	<2	0.001	<.001	0.01	0.26	<.01	0.002	<.001	<.001	<.01	0.49	0.025	<.001	0.24	0.44	0.04	0.19	<.001	<.001
B616999	0.149	0.001	<.01	<.01	<2	<.001	<.001	0.01	0.35	<.01	0.003	<.001	<.001	<.01	0.73	0.034	<.001	0.34	0.67	0.03	0.22	<.001	<.001
B617000	0.039	0.001	<.01	<.01	<2	0.001	<.001	0.01	0.42	<.01	0.005	<.001	0.001	<.01	1.05	0.042	<.001	0.39	0.86	0.03	0.21	0.001	<.001
B617001	0.045	0.002	<.01	<.01	<2	0.001	<.001	0.02	0.69	<.01	0.003	<.001	0.001	<.01	0.68	0.059	0.001	0.43	0.81	0.06	0.27	<.001	<.001
B617002	0.029	0.002	<.01	<.01	<2	0.001	<.001	0.01	0.64	<.01	0.004	<.001	<.001	<.01	0.55	0.04	0.001	0.38	0.67	0.03	0.22	<.001	<.001
B617003	0.101	0.004	<.01	<.01	<2	<.001	<.001	0.02	0.68	<.01	0.006	<.001	0.001	<.01	0.44	0.041	<.001	0.45	0.64	0.09	0.22	<.001	<.001
B617004	0.095	0.001	<.01	<.01	<2	<.001	<.001	0.01	0.53	<.01	0.003	<.001	<.001	<.01	0.34	0.042	0.001	0.4	0.57	0.08	0.24	<.001	0.001
B617005 (r	0.001	0.001	<.01	<.01	<2	0.005	0.001	0.04	3.48	<.01	0.003	<.001	<.001	<.01	0.81	0.044	0.004	1.03	1.89	<.01	0.21	<.001	<.001
B617006	0.053	0.001	<.01	<.01	<2	0.001	<.001	0.01	0.43	<.01	0.002	<.001	<.001	<.01	0.39	0.058	0.001	0.29	0.51	0.03	0.13	<.001	<.001
B617007	0.097	0.001	<.01	<.01	<2	0.001	<.001	0.01	0.45	<.01	0.002	<.001	<.001	<.01	0.84	0.06	0.001	0.32	0.62	0.08	0.22	<.001	<.001
B617008	0.053	0.001	<.01	<.01	<2	<.001	<.001	0.01	0.53	<.01	0.002	<.001	0.001	<.01	0.78	0.053	0.001	0.39	0.66	0.08	0.17	<.001	<.001
B617009	0.076	0.002	<.01	<.01	<2	<.001	<.001	0.01	0.42	<.01	0.001	<.001	0.001	<.01	0.51	0.036	<.001	0.29	0.54	<.01	0.26	<.001	<.001
B617010	0.05	0.001	<.01	<.01	<2	<.001	<.001	0.01	0.32	<.01	0.001	<.001	<.001	<.01	0.58	0.023	<.001	0.26	0.44	0.03	0.16	<.001	<.001
B617011	0.042	0.001	<.01	<.01	<2	<.001	<.001	0.01	0.4	<.01	0.001	<.001	<.001	<.01	0.48	0.024	0.001	0.21	0.39	0.01	0.17	<.001	<.001
B617012	0.095	0.001	<.01	<.01	<2	<.001	<.001	0.01	0.24	<.01	0.001	<.001	<.001	<.01	1.03	0.016	<.001	0.06	0.24	0.04	0.15	<.001	<.001
B617013	0.029	0.002	<.01	<.01	<2	<.001	<.001	0.01	0.36	<.01	0.001	<.001	<.001	<.01	0.59	0.019	0.001	0.14	0.39	<.01	0.23	<.001	<.001
B617014	0.038	0.003	<.01	<.01	<2	<.001	<.001	0.01	0.41	<.01	0.002	<.001	<.001	<.01	0.81	0.042	<.001	0.25	0.53	0.05	0.23	<.001	<.001
STANDAR	0.047	0.559	1.53	4.14	157	0.351	0.044	0.2	22.25	0.22	0.176	0.029	0.13	<.01	2.28	0.084	0.068	1.59	1.35	0.16	0.49	0.072	0.176
G-1	<.001	<.001	<.01	<.01	<2	0.001	<.001	0.06	2.22	<.01	0.009	<.001	0.001	<.01	0.74	0.083	0.001	0.59	1.3	0.23	0.63	<.001	<.001
B617015	0.073	0.006	<.01	<.01	<2	0.001	<.001	0.01	0.43	<.01	0.002	<.001	0.001	<.01	0.65	0.035	0.001	0.28	0.65	0.07	0.29	<.001	<.001
B617016	0.08	0.003	<.01	<.01	<2	<.001	<.001	0.01	0.43	<.01	0.003	<.001	0.001	<.01	0.88	0.037	0.001	0.3	0.82	0.01	0.28	<.001	<.001
B617017	0.08	0.002	<.01	<.01	<2	<.001	<.001	0.01	0.43	<.01	0.002	<.001	<.001	<.01	1.15	0.048	0.001	0.3	0.85	0.09	0.26	<.001	<.001
B617018	0.039	0.004	<.01	<.01	<2	<.001	<.001	0.01	0.33	<.01	0.003	<.001	0.001	<.01	1.57	0.042	<.001	0.27	0.77	0.07	0.25	<.001	<.001
B617019	0.051	0.003	<.01	<.01	<2	<.001	<.001	0.01	0.46	<.01	0.003	<.001	0.001	<.01	1.58	0.061	<.001	0.3	0.82	0.04	0.31	<.001	<.001
B617020	0.087	0.003	<.01	<.01	<2	0.001	<.001	0.01	0.47	<.01	0.004	<.001	0.001	<.01	2.18	0.087	<.001	0.29	0.9	0.02	0.22	<.001	0.001
B617021	0.047	0.01	<.01	<.01	<2	0.001	<.001	0.02	1.02	<.01	0.003	<.001	0.001	<.01	1.03	0.063	0.001	0.43	1.06	0.12	0.34	<.001	<.001
B617022	0.023	0.017	<.01	<.01	<2	0.001	<.001	0.02	1.26	<.01	0.002	<.001	0.001	<.01	0.75	0.036	0.001	0.4	0.82	0.07	0.27	<.001	<.001
B617023	0.046	0.02	<.01	<.01	<2	<.001	<.001	0.02	1.19	<.01	0.002	<.001	0.001	<.01	0.51	0.039	0.002	0.38	0.78	0.05	0.32	<.001	<.001
B617024	0.039	0.009	<.01	<.01	<2	<.001	<.001	0.01	0.74	<.01	0.004	<.001	0.001	<.01	0.8	0.029	<.001	0.34	0.81	0.07	0.22	<.001	<.001
B617025	0.035	0.009	<.01	<.01	<2	0.001	<.001	0.02	0.63	<.01	0.002	<.001	0.001	<.01	1.19	0.029	0.001	0.34	0.73	0.04	0.29	<.001	<.001
B617026	0.125	0.002	<.01	<.01	<2	<.001	<.001	0.01	0.35	<.01	0.001	<.001	<.001	<.01	0.57	0.026	0.001	0.24	0.5	0.04	0.28	<.001	<.001
B617027	0.082	0.006	<.01	<.01	<2	<.001	<.001	0.01	0.56	<.01	0.002	<.001	<.001	<.01	0.78	0.024	0.001	0.18	0.52	0.04	0.28	<.001	<.001
B617028 (r	0.001	0.001	<.01	<.01	<2	0.004	0.001	0.04	3.48	<.01	0.006	<.001	<.001	<.01	0.76	0.045	0.004	1.01	1.88	<.01	0.24	<.001	<.001
B617029	0.218	0.004	<.01	<.01	<2	<.001	<.001	0.01	0.49	<.01	0.002	<.001	<.001	<.01	0.52	0.023	0.001	0.21	0.57	0.05	0.26	<.001	<.001
B617030	0.017	0.014	<.01	<.01	<2	<.001	<.001	0.01	0.92	<.01	0.002	<.001	0.002	<.01	0.71	0.028	0.001	0.25	0.61	0.1	0.31	<.001	<.001
B617031	0.025	0.01	<.01	<.01	<2	0.001	<.001	0.01	0.79	<.01	0.002	<.001	<.001	<.01	0.63	0.029	0.001	0.2	0.53	0.11	0.29	<.001	<.001
B617032	0.028	0.006	<.01	<.01	<2	0.001	<.001	0.01	0.56	<.01	0.002	<.001	0.001	<.01	0.8	0.02	0.001	0.1	0.42	0.03	0.15	<.001	<.001
B617033	0.02	0.004	<.01	<.01	<2	0.001	<.001	0.01	0.33	<.01	0.002	<.001	0.001	<.01	0.69	0.019	0.001	0.09	0.4	0.03	0.13	<.001	0.001
B617034	0.035	0.001	<.01	<.01	<2	0.001	<.001	0.01	0.32	<.01	0.001	<.001	<.001	<.01	0.6	0.014	0.001	0.08	0.36	0.09	0.21	<.001	<.001
B617035	0.057	0.001	<.01	<.01	<2	0.001	<.001	0.01	0.44	<.01	0.001	<.001	<.001	<.01	0.31	0.013	0.001	0.06	0.35	0.05	0.18	<.001	<.001
B617036	0.047	0.001	<.01	<.01	<2	0.001	<.001	0.01	0.29	<.01	0.001	<.001	<.001	<.01	0.66	0.016	0.001	0.06	0.36	<.01	0.16	<.001	0.001
B617037	0.093	0.002	<.01	<.01	<2	<.001	<.001	0.01	0.58	<.01	0.001	<.001	0.001	<.01	0.53	0.01	0.001	0.05	0.29	0.06	0.19	<.001	<.001
B617038	0.038	0.009	<.01	<.01	<2	0.001	<.001	0.01	0.38	<.01	0.001	<.001	<.001	<.01	0.49	0.02	0.001	0.1	0.41	0.03	0.24	<.001	<.001
B617039	0.029	0.004	<.01	<.01	<2	0.001	<.001	0.01	0.35	<.01	0.001	<.001	0.001	<.01	0.29	0.012	0.001	0.05	0.33	<.01	0.29	<.001	<.001
B617040	0.016	0.005	<.01	<.01	<2	0.001	<.001	0.01	0.26	<.01	0.001	<.001	<.001	<.01	0.28	0.013	0.001	0.03	0.27	0.01	0.19	<.001	<.001
B617041	0.012	0.006	<.01	<.01	<2	<.001	<.001	0.01	0.34	<.01	0.001	<.001	<.001	<.01	0.28	0.014	0.002	0.02	0.27	0.07	0.16	<.001	<.001
B617042	0.025	0.012	<.01	<.01	<2	0.001	<.001	<.01	0.39	<.01	0.001	<.001	<.001	<.01	0.17	0.011	0.001	0.02	0.28	0.02	0.16	<.001	<.001
B617043	0.013	0.035	<.01	<.01	<2	0.001	<.001	0.01	0.67	<.01	0.001	<.001	<.001	<.01	0.22	0.014	0.001	0.04	0.29	0.01	0.17	<.001	<.001
B617044	0.023	0.022	<.01	<.01	<2	<.001	<.001	0.01	0.67	<.01	0.001	<.001	<.001	<.01	0.29	0.016	0.001	0.04	0.29	0.02	0.17	<.001	<.001
RE B61704	0.023	0.022	<.01	<.01	<2	<.001	<.001	0.01	0.66	<.01	0.001	<.001	<.001	<.01	0.29	0.014	0.001	0.04	0.28	0.05	0.2	<.001	<.001
RRE B617	0.024	0.022	<.01	<.01	<2	0.001	<.001	0.01	0.68	<.01	0.001	<.001	<.001	<.01	0.29	0.018	0.001	0.04	0.33	0.05	0.23	<.001	<.001
B617045	0.048	0.012	<.01	<.01	<2	0.001	<.001	<.01	0.26	<.01	0.001	<.001	<.001	<.01	0.32	0.01	0.001	0.02	0.3	<.01	0.23	<.001	<.001
B617046	0.047	0.003	<.01	<.01	<2	0.001	<.001	0.01	0.2	<.01	0.002	<.001	<.001	<.01	1.18	0.01	<.001	0.02	0.21	<.01	0.13	<.001	<.001
STANDAR	0.046	0.549	1.46	4.15	157	0.359	0.043	0.19	21.8	0.22	0.163	0.027	0.122	<.01	2.22	0.079	0.067	1.56	1.34	0.18	0.48	0.067	0.17

G-1	0.001	0.002	<.01	<.01	<2	0.001	<.001	0.06	1.91	<.01	0.008	<.001	<.001	<.01	0.63	0.079	0.001	0.53	1.21	0.1	0.53	<.001	<.001
B617047 (r	0.001	0.003	<.01	<.01	<2	0.006	0.001	0.04	3.24	<.01	0.007	<.001	0.001	<.01	0.81	0.047	0.004	0.93	1.86	<.01	0.19	<.001	<.001
B617048	0.022	0.013	<.01	<.01	<2	0.001	<.001	0.01	0.37	<.01	0.001	<.001	<.001	<.01	0.3	0.017	0.001	0.05	0.33	0.03	0.16	<.001	0.001
B617049	0.053	0.006	<.01	<.01	<2	0.001	<.001	<.01	0.3	<.01	0.001	<.001	<.001	<.01	0.21	0.014	0.001	0.05	0.33	0.03	0.16	<.001	<.001
B617050	0.03	0.005	<.01	<.01	<2	<.001	<.001	<.01	0.25	<.01	<.001	<.001	<.001	<.01	0.23	0.008	0.001	0.03	0.28	0.05	0.17	<.001	<.001
B617051	0.028	0.005	<.01	<.01	<2	<.001	<.001	<.01	0.28	<.01	0.001	<.001	<.001	<.01	0.2	0.006	0.001	0.01	0.23	<.01	0.19	<.001	<.001
B617052	0.016	0.004	<.01	<.01	<2	<.001	<.001	<.01	0.23	<.01	0.001	<.001	<.001	<.01	0.16	0.003	0.001	0.02	0.31	<.01	0.18	<.001	<.001
B617053	0.049	0.002	<.01	<.01	<2	<.001	<.001	<.01	0.19	<.01	0.001	<.001	<.001	<.01	0.19	0.009	<.001	0.02	0.25	<.01	0.22	<.001	<.001
B617054	0.058	0.002	<.01	<.01	<2	<.001	<.001	<.01	0.21	<.01	0.001	<.001	<.001	<.01	0.15	0.005	0.001	0.02	0.25	0.05	0.2	<.001	<.001
B617055	0.077	0.002	<.01	<.01	<2	0.001	<.001	0.01	0.19	<.01	0.001	<.001	<.001	<.01	0.24	0.007	0.001	0.02	0.23	0.02	0.23	<.001	0.001
B617056	0.01	0.002	<.01	<.01	<2	0.001	<.001	0.01	0.31	<.01	0.002	<.001	<.001	<.01	0.14	0.009	0.001	0.02	0.29	0.05	0.19	<.001	<.001
RE B6170	0.01	0.002	<.01	<.01	<2	0.001	<.001	0.01	0.33	<.01	0.002	<.001	<.001	<.01	0.14	0.009	0.001	0.02	0.29	0.03	0.19	<.001	<.001
RRE B617	0.011	0.001	<.01	<.01	<2	<.001	<.001	0.01	0.31	<.01	0.002	<.001	<.001	<.01	0.13	0.009	0.001	0.02	0.28	0.04	0.21	<.001	<.001
B617057	0.009	0.002	<.01	<.01	<2	<.001	<.001	0.01	0.32	<.01	0.001	<.001	<.001	<.01	0.22	0.008	0.001	0.02	0.27	0.03	0.2	<.001	<.001
B617058	0.018	0.005	<.01	<.01	<2	<.001	<.001	0.01	0.45	<.01	0.002	<.001	<.001	<.01	0.15	0.01	0.001	0.02	0.25	0.02	0.15	<.001	<.001
B617059	0.018	0.03	<.01	<.01	<2	<.001	<.001	0.01	0.47	<.01	0.001	<.001	<.001	<.01	0.14	0.005	0.001	0.02	0.28	0.02	0.2	<.001	<.001
B617060	0.018	0.004	<.01	<.01	<2	<.001	<.001	0.01	0.5	<.01	0.001	<.001	<.001	<.01	0.15	0.009	0.001	0.03	0.31	0.05	0.19	<.001	<.001
B617061	0.024	0.108	<.01	<.01	<2	<.001	0.002	0.03	2.29	<.01	0.001	<.001	<.001	<.01	0.47	0.01	0.001	0.15	0.51	0.04	0.26	<.001	<.001
B617062	0.011	0.011	<.01	<.01	<2	<.001	0.001	0.02	1.18	<.01	0.001	<.001	0.001	<.01	0.31	0.012	0.001	0.14	0.43	0.03	0.22	<.001	<.001
B617063	0.021	0.005	<.01	<.01	<2	<.001	<.001	0.01	0.55	<.01	0.002	<.001	<.001	<.01	0.25	0.009	0.001	0.07	0.35	<.01	0.17	<.001	<.001
B617064	0.041	0.003	<.01	<.01	<2	<.001	<.001	0.02	0.38	<.01	0.003	<.001	<.001	<.01	0.42	0.012	0.001	0.03	0.28	0.02	0.17	<.001	<.001
B617065	0.011	0.001	<.01	<.01	<2	<.001	<.001	0.01	0.32	<.01	0.003	<.001	<.001	<.01	0.23	0.012	0.001	0.05	0.33	0.05	0.2	<.001	<.001
B617066	0.039	0.002	<.01	<.01	<2	<.001	<.001	0.01	0.39	<.01	0.003	<.001	<.001	<.01	0.26	0.005	0.001	0.06	0.36	<.01	0.21	<.001	<.001
STANDAR	0.047	0.558	1.45	4.17	159	0.355	0.043	0.19	22.03	0.22	0.169	0.028	0.126	<.01	2.26	0.072	0.068	1.59	1.36	0.17	0.52	0.067	0.176

From ACME ANALYTICAL LABORATORIES LTD. 852 E. HASTINGS ST. VANCOUVER BC V6A 1R6 PHONE(604)253-3158 FAX(604)253-1716 @
To New Cantech Ventures Inc. PROJECT Lucky Ship #2
Acme file # A600825 Page 1 Received: FEB 22 2006 * 159 samples in this disk file.
Analysis: GROUP 1F - 0.50 GM SAMPLE LEACHED WITH 3 ML 2-2-2 HCL-HNO3-H2O AT 95 DEG. C FOR ONE HOUR, DILUTED TO 10 ML, ANA

ELEMENT	Re	Sample
SAMPLES	ppb	kg
G-1	<1	-
B617067	33	4.16
B617068	33	3.66
RE B61706	31	-
RRE B617	39	-
B617069	12	4.06
B617070(r	1	2.56
B617071	12	4.42
B617072	13	4.48
B617073	11	5.18
B617074	10	3.82
B617075	21	3.62
B617076	33	4.44
B617077	18	4.58
B617078	90	3.94
B617079	97	4.7
B617080	22	4.22
B617081	51	4.48
B617082	68	4.36
B617083	26	4.6
B617084	30	3.78
B617085	22	4.08
B617086	7	4.4
B617087	48	3.92
B617088	36	4.26
B617089	29	3.78
B617090	21	4.16
B617091	40	4.52
B617092	30	3.88
B617093	34	4.28
B617094	71	4.42
B617095(r	2	2.24
B617096	146	4.24
B617097	179	4.14
B617098	23	4.38
STANDAR	2	-
G-1	<1	-
B617099	36	4.62
B617100	40	4.02
B617101	62	4.82
B617102	80	3.92
B617103	94	4.62
B617104	49	3.98
B617105	48	4.18
B617106	23	4.02
B617107	32	4.48
B617108	58	4.2
B617109	44	4.54
B617110	129	4.08
B617111	67	4.26
B617112	77	4.12
B617113	72	4.86
B617114	48	4.26
B617115	98	4.68
B617116	21	4.18
B617117	40	4.7
B617118	30	4.42
B617119	31	4.46
RE B61711	35	-
RRE B617	36	-
B617120	32	4.66
B617121	58	4.38
B617122(r	1	2.72
B617123	24	4.82
B617124	99	4.64
B617125	91	4.52
B617126	43	4.48
B617127	69	4.64
B617128	72	5.44
B617129	83	4.62
B617130	29	4.72
STANDAR	1	-
G-1	<1	-
B617131	11	4.08
B617132	42	4.7
B617133	36	4.58
B617134	27	4.54
B617135	68	3.98
B617136	66	4.36
B617137	58	4.37
B617138	38	4.56

B617139	113	4.76
B617140	200	4.84
B617141(r	<1	2.44
B617142	99	4.46
B617143	62	3.76
B617144	57	4.06
B617145	53	4.52
B617146	35	5.5
B617147	33	4.74
B617148	18	5.18
B617149	15	4.82
B617150	31	4.44
B617151	46	4.4
B617152	149	4.72
B617153	75	4.84
B617154	108	4.24
B617155	132	4.12
B617156	91	4.78
RE B61715	91	-
RRE B617	102	-
B617157	80	4.42
B617158	77	4.96
B617159	42	5
B617160	45	4.22
B617161	46	4.26
B617162	35	4.84
STANDAR	<1	-
G-1	<1	-
B617163	79	4.2
B617164	21	4.5
B617165	34	4.66
B617166	31	4.16
B617167	42	4.54
B617168	31	4.38
B617169	63	5.14
B617170(r	1	3.98
B617171	50	4.76
B617172	31	5.02
B617173	70	4.98
B617174	39	4.38
B617175	84	4.7
B617176	75	4.8
B617177	143	5.26
B617178	93	4.94
B617179	58	5.44
B617180	37	4.46
B617181	36	5.22
B617182	58	4.64
B617183	26	4.96
B617184	75	4.54
B617185	48	5.94
RE B61718	51	-
RRE B617	46	-
B617186(r	<1	4
B617187	74	4.92
B617188	20	4.98
B617189	32	5.48
B617190	83	4.54
B617191	57	5.3
B617192	39	5.68
B617193	34	6.02
B617194	194	4.92
STANDAR	<1	-
G-1	2	-
B617195	80	5.08
RE B61719	69	-
RRE B617	82	-
B617196	55	3.72
B617197	36	5.46
B617198	71	4.3
B617199	53	4.52
B617200	46	4.88
B617201	148	5.2
B617202	86	4.78
B617203	46	4.94
B617204	61	4.02
B617205(r	2	2.44
B617206	46	4.68
B617207	20	5.22
B617208	21	4.94
B617209	16	4.2
B617210	51	6.4
STANDAR	1	-

From ACME ANALYTICAL LABORATORIES LTD. 852 E. HASTINGS ST. VANCOUVER BC V6A 1R6 PHONE(604)253-3158 FAX(604)253-1716 @ CSV TEXT FORMAT
To New Cantech Ventures Inc. PROJECT Lucky Ship #2
Acme file # A600825 Page 1 Received: FEB 22 2006 * 159 samples in this disk file.
Analysis: GROUP 7AR - 1.000 GM SAMPLE, AQUA - REGIA (HCL-HNO3-H2O) DIGESTION TO 100 ML, ANALYSED BY ICP-ES.

ELEMENT	Mo	Cu	Pb	Zn	Ag	Ni	Co	Mn	Fe	As	Sr	Cd	Sb	Bi	Ca	P	Cr	Mg	Al	Na	K	W	Hg
SAMPLES	%	%	%	%	gm/mt	%	%	%	%	%	%	%	%	%	%	%	%	%	%	%	%	%	%
G-1	<.001	0.001	<.01	<.01	<2	<.001	<.001	0.06	2.17	<.01	0.01	<.001	<.001	<.01	0.8	0.079	0.001	0.59	1.3	0.13	0.58	<.001	<.001
B617067	0.051	0.002	<.01	<.01	<2	<.001	<.001	<.01	0.16	<.01	0.001	<.001	<.001	<.01	0.13	0.007	0.001	0.02	0.21	<.01	0.18	<.001	<.001
B617068	0.042	0.002	<.01	<.01	<2	<.001	<.001	0.01	0.23	<.01	0.002	<.001	0.001	<.01	0.18	0.003	0.001	0.13	0.29	0.03	0.16	<.001	<.001
RE B6170	0.043	0.002	<.01	<.01	<2	<.001	<.001	0.01	0.22	<.01	0.002	<.001	<.001	<.01	0.19	0.005	0.001	0.13	0.29	<.01	0.13	<.001	<.001
RRE B617	0.044	0.002	<.01	<.01	<2	<.001	<.001	0.01	0.24	<.01	0.002	<.001	0.001	<.01	0.16	0.006	0.001	0.13	0.36	<.01	0.24	<.001	<.001
B617069	0.02	0.001	<.01	<.01	<2	<.001	<.001	0.01	0.2	<.01	0.003	<.001	<.001	<.01	0.25	0.006	0.001	0.11	0.33	0.03	0.2	<.001	<.001
B617070(r	<.001	0.002	<.01	<.01	<2	0.005	0.001	0.04	3.43	<.01	0.004	<.001	0.001	<.01	0.89	0.045	0.004	0.98	2.05	<.01	0.31	<.001	<.001
B617071	0.019	0.001	<.01	<.01	<2	<.001	<.001	0.01	0.18	<.01	0.002	<.001	<.001	<.01	0.26	0.007	<.001	0.12	0.35	0.04	0.19	<.001	<.001
B617072	0.016	0.002	<.01	<.01	<2	<.001	<.001	0.01	0.21	<.01	0.003	<.001	<.001	<.01	0.29	0.011	0.001	0.07	0.32	<.01	0.15	<.001	<.001
B617073	0.017	0.002	<.01	<.01	<2	<.001	<.001	0.01	0.28	<.01	0.003	<.001	<.001	<.01	0.4	0.009	0.001	0.09	0.27	<.01	0.16	<.001	<.001
B617074	0.014	0.002	<.01	<.01	<2	<.001	<.001	0.01	0.26	<.01	0.003	<.001	<.001	<.01	0.34	0.01	0.001	0.12	0.41	0.03	0.2	<.001	<.001
B617075	0.028	0.002	<.01	<.01	<2	<.001	<.001	0.01	0.24	<.01	0.002	<.001	<.001	<.01	0.35	0.009	0.001	0.13	0.43	0.04	0.21	<.001	<.001
B617076	0.038	0.003	<.01	<.01	<2	<.001	<.001	0.01	0.35	<.01	0.003	<.001	<.001	<.01	0.63	0.01	0.001	0.07	0.37	0.04	0.2	0.002	<.001
B617077	0.029	0.002	<.01	<.01	<2	<.001	<.001	0.01	0.31	<.01	0.002	<.001	<.001	<.01	0.43	0.006	0.001	0.05	0.28	0.04	0.22	<.001	<.001
B617078	0.115	0.002	<.01	<.01	<2	<.001	<.001	0.01	0.5	<.01	0.003	<.001	<.001	<.01	0.57	0.016	0.001	0.08	0.41	<.01	0.19	<.001	<.001
B617079	0.111	0.002	<.01	<.01	<2	<.001	<.001	0.01	0.21	<.01	0.002	<.001	<.001	<.01	0.42	0.008	0.001	0.06	0.24	0.04	0.09	<.001	<.001
B617080	0.032	0.001	<.01	<.01	<2	<.001	<.001	0.01	0.16	<.01	0.002	<.001	0.001	<.01	0.43	0.008	0.001	0.06	0.31	0.04	0.19	<.001	<.001
B617081	0.052	0.002	<.01	<.01	<2	<.001	<.001	0.01	0.21	<.01	0.003	<.001	<.001	<.01	0.37	0.006	0.001	0.08	0.32	0.03	0.19	<.001	<.001
B617082	0.084	0.002	<.01	<.01	<2	<.001	<.001	0.01	0.26	<.01	0.002	<.001	<.001	<.01	0.38	0.005	0.001	0.07	0.21	<.01	0.12	<.001	<.001
B617083	0.037	0.001	<.01	<.01	<2	<.001	<.001	0.01	0.19	<.01	0.002	<.001	<.001	<.01	0.41	0.009	0.001	0.09	0.32	<.01	0.24	0.001	<.001
B617084	0.037	0.001	<.01	<.01	<2	<.001	<.001	<.01	0.15	<.01	0.002	<.001	0.001	<.01	0.22	0.012	0.001	0.03	0.25	<.01	0.24	<.001	<.001
B617085	0.03	0.001	<.01	<.01	<2	<.001	<.001	<.01	0.16	<.01	0.001	<.001	<.001	<.01	0.26	0.012	0.001	0.02	0.13	<.01	0.11	<.001	<.001
B617086	0.017	0.001	<.01	<.01	<2	<.001	<.001	<.01	0.13	<.01	0.001	<.001	<.001	<.01	0.09	0.011	0.001	0.01	0.22	0.01	0.21	<.001	<.001
B617087	0.067	0.001	<.01	<.01	<2	0.001	<.001	<.01	0.18	<.01	0.002	<.001	0.001	<.01	0.16	0.011	0.001	0.03	0.25	0.01	0.2	<.001	<.001
B617088	0.051	0.001	<.01	<.01	<2	<.001	<.001	0.01	0.23	<.01	0.002	<.001	<.001	<.01	0.29	0.01	0.001	0.14	0.31	0.06	0.23	<.001	<.001
B617089	0.028	0.001	<.01	<.01	<2	<.001	<.001	0.01	0.23	<.01	0.002	<.001	<.001	<.01	0.34	0.009	0.001	0.2	0.31	0.01	0.23	<.001	<.001
B617090	0.038	0.001	<.01	<.01	<2	0.001	<.001	0.01	0.19	<.01	0.002	<.001	<.001	<.01	0.37	0.015	0.001	0.19	0.28	0.06	0.19	<.001	<.001
B617091	0.051	0.001	<.01	<.01	<2	<.001	<.001	0.01	0.17	<.01	0.002	<.001	<.001	<.01	0.49	0.008	<.001	0.14	0.21	<.01	0.12	<.001	<.001
B617092	0.036	0.001	<.01	<.01	<2	<.001	<.001	0.01	0.16	<.01	0.002	<.001	0.001	<.01	0.44	0.009	0.001	0.08	0.28	0.04	0.22	<.001	<.001
B617093	0.035	0.001	<.01	<.01	<2	<.001	<.001	0.01	0.2	<.01	0.002	<.001	<.001	<.01	0.56	0.011	0.001	0.11	0.29	0.03	0.16	<.001	<.001
B617094	0.074	0.002	<.01	<.01	<2	<.001	<.001	0.01	0.19	<.01	0.002	<.001	0.001	<.01	0.51	0.013	0.001	0.14	0.25	<.01	0.09	<.001	<.001
B617095(r	<.001	0.002	<.01	0.01	<2	0.005	0.001	0.05	3.89	<.01	0.004	<.001	<.001	<.01	0.86	0.047	0.005	1.11	2.36	<.01	0.34	<.001	<.001
B617096	0.145	0.002	<.01	<.01	<2	<.001	<.001	0.01	0.18	<.01	0.002	<.001	0.001	<.01	0.63	0.015	0.001	0.05	0.36	<.01	0.19	<.001	<.001
B617097	0.153	0.001	<.01	<.01	<2	<.001	<.001	0.01	0.22	<.01	0.002	<.001	0.001	<.01	0.68	0.019	0.001	0.12	0.48	<.01	0.19	<.001	<.001
B617098	0.026	0.001	<.01	<.01	<2	<.001	<.001	0.01	0.19	<.01	0.002	<.001	<.001	<.01	0.53	0.01	0.001	0.16	0.47	0.03	0.21	<.001	<.001
STANDAR	0.048	0.564	1.46	4.15	159	0.355	0.045	0.2	22.54	0.22	0.171	0.028	0.129	<.01	2.39	0.077	0.07	1.65	1.5	0.17	0.54	0.076	0.173
G-1	<.001	0.001	<.01	<.01	<2	<.001	<.001	0.06	2.12	<.01	0.009	<.001	<.001	<.01	0.79	0.081	0.001	0.59	1.2	0.1	0.53	<.001	<.001
B617099	0.05	0.004	<.01	<.01	<2	<.001	<.001	0.01	0.15	<.01	0.002	<.001	<.001	<.01	0.47	0.011	0.001	0.12	0.37	0.06	0.18	<.001	<.001
B617100	0.048	0.001	<.01	<.01	<2	<.001	<.001	<.01	0.12	<.01	0.002	<.001	<.001	<.01	0.2	0.007	0.001	0.05	0.28	<.01	0.12	<.001	<.001
B617101	0.056	0.002	<.01	<.01	<2	<.001	<.001	<.01	0.12	<.01	0.001	<.001	<.001	<.01	0.14	0.013	<.001	0.04	0.25	0.07	0.17	<.001	<.001
B617102	0.101	0.002	<.01	<.01	<2	<.001	<.001	<.01	0.14	<.01	0.002	<.001	<.001	<.01	0.22	0.013	0.001	0.07	0.38	0.03	0.12	<.001	<.001
B617103	0.08	0.002	<.01	<.01	<2	<.001	<.001	0.01	0.19	<.01	0.002	<.001	<.001	<.01	0.41	0.012	<.001	0.11	0.36	0.01	0.17	<.001	<.001
B617104	0.052	0.001	<.01	<.01	<2	<.001	<.001	0.01	0.37	<.01	0.003	<.001	<.001	<.01	0.58	0.017	0.001	0.2	0.46	0.02	0.21	<.001	<.001
B617105	0.059	0.001	<.01	<.01	<2	<.001	<.001	0.01	0.26	<.01	0.002	<.001	<.001	<.01	0.59	0.025	0.001	0.2	0.43	0.01	0.23	<.001	<.001
B617106	0.032	0.002	<.01	<.01	<2	<.001	<.001	<.01	0.18	<.01	0.002	<.001	<.001	<.01	0.26	0.01	0.001	0.08	0.35	<.01	0.16	<.001	<.001
B617107	0.045	0.001	<.01	<.01	<2	<.001	<.001	0.01	0.17	<.01	0.001	<.001	<.001	<.01	0.21	0.009	0.001	0.1	0.34	0.07	0.19	<.001	<.001
B617108	0.051	0.001	<.01	<.01	<2	<.001	<.001	0.01	0.17	<.01	0.001	<.001	<.001	<.01	0.23	0.011	0.001	0.13	0.36	0.01	0.19	<.001	<.001
B617109	0.044	0.001	<.01	<.01	<2	<.001	<.001	<.01	0.17	<.01	0.001	<.001	<.001	<.01	0.13	0.011	0.001	0.09	0.32	0.03	0.17	<.001	<.001
B617110	0.125	0.001	<.01	<.01	<2	<.001	<.001	0.01	0.24	<.01	0.001	<.001	0.001	<.01	0.22	0.012	0.001	0.07	0.3	<.01	0.16	<.001	<.001
B617111	0.071	0.002	<.01	<.01	<2	<.001	<.001	0.01	0.18	<.01	0.001	<.001	<.001	<.01	0.33	0.01	<.001	0.1	0.36	0.03	0.16	<.001	<.001
B617112	0.071	0.001	<.01	<.01	<2	<.001	<.001	0.01	0.21	<.01	0.002	<.001	<.001	<.01	0.36	0.014	<.001	0.13	0.38	0.03	0.18	<.001	<.001

B617113	0.063	0.001	<.01	<.01	<2	<.001	<.001	0.01	0.22	<.01	0.002	<.001	0.001	<.01	0.42	0.014	0.001	0.09	0.33	0.06	0.14	<.001	0.001
B617114	0.046	0.001	<.01	<.01	<2	<.001	<.001	<.01	0.15	<.01	0.002	<.001	0.001	<.01	0.09	0.015	0.001	0.06	0.32	<.01	0.21	<.001	<.001
B617115	0.096	0.002	<.01	<.01	<2	<.001	<.001	<.01	0.24	<.01	0.002	<.001	<.001	<.01	0.25	0.015	0.001	0.08	0.42	0.04	0.13	<.001	0.001
B617116	0.028	0.002	<.01	<.01	<2	<.001	<.001	<.01	0.21	<.01	0.003	<.001	<.001	<.01	0.77	0.01	0.001	0.07	0.42	<.01	0.2	<.001	<.001
B617117	0.048	0.002	<.01	<.01	<2	<.001	<.001	<.01	0.14	<.01	0.002	<.001	<.001	<.01	0.19	0.009	0.001	0.06	0.36	0.04	0.15	<.001	<.001
B617118	0.034	0.002	<.01	<.01	<2	<.001	<.001	0.01	0.26	<.01	0.001	<.001	<.001	<.01	0.35	0.006	0.001	0.05	0.32	0.03	0.17	<.001	<.001
B617119	0.031	0.001	<.01	<.01	<2	<.001	<.001	0.01	0.22	<.01	0.001	<.001	<.001	<.01	0.37	0.013	0.001	0.08	0.33	0.01	0.21	<.001	<.001
RE B61711	0.033	0.001	<.01	<.01	<2	<.001	<.001	0.01	0.25	<.01	0.001	<.001	<.001	<.01	0.36	0.016	0.001	0.08	0.36	0.03	0.24	<.001	<.001
RRE B617	0.033	0.001	<.01	<.01	<2	<.001	<.001	0.01	0.24	<.01	0.001	<.001	<.001	<.01	0.36	0.014	0.001	0.08	0.35	0.03	0.2	<.001	<.001
B617120	0.039	0.002	<.01	<.01	<2	<.001	<.001	0.01	0.27	<.01	0.001	<.001	<.001	<.01	0.25	0.013	0.004	0.07	0.3	0.03	0.19	<.001	<.001
B617121	0.064	0.001	<.01	<.01	<2	<.001	<.001	<.01	0.19	<.01	0.001	<.001	<.001	<.01	0.21	0.013	0.002	0.04	0.24	0.11	0.16	<.001	<.001
B617122(r	<.001	0.001	<.01	<.01	<2	0.004	0.001	0.05	3.44	<.01	0.007	<.001	<.001	<.01	1.14	0.047	0.005	1.04	2.09	0.06	0.29	<.001	<.001
B617123	0.026	0.001	<.01	<.01	<2	<.001	<.001	<.01	0.24	<.01	0.001	<.001	<.001	<.01	0.23	0.012	0.002	0.04	0.27	0.06	0.17	<.001	<.001
B617124	0.096	0.001	<.01	<.01	<2	<.001	<.001	<.01	0.19	<.01	0.001	<.001	<.001	<.01	0.25	0.009	0.002	0.04	0.27	0.01	0.23	<.001	<.001
B617125	0.08	0.001	<.01	<.01	<2	<.001	<.001	0.01	0.2	<.01	0.001	<.001	0.001	<.01	0.34	0.007	0.001	0.04	0.28	0.05	0.18	<.001	<.001
B617126	0.043	0.008	<.01	<.01	<2	<.001	0.001	0.02	1.23	<.01	0.001	<.001	<.001	<.01	0.48	0.01	0.001	0.35	0.85	0.03	0.49	<.001	<.001
B617127	0.081	0.01	<.01	<.01	<2	<.001	<.001	0.03	1.9	<.01	0.001	<.001	<.001	<.01	0.38	0.006	0.001	0.61	1.23	0.08	0.65	<.001	<.001
B617128	0.082	0.009	<.01	<.01	<2	<.001	0.001	0.02	1.53	<.01	0.002	<.001	<.001	<.01	0.44	0.015	0.001	0.54	1.08	0.08	0.43	<.001	<.001
B617129	0.09	0.004	<.01	<.01	<2	<.001	<.001	0.01	0.66	<.01	0.002	<.001	<.001	<.01	0.33	0.023	0.001	0.31	0.65	0.07	0.26	<.001	<.001
B617130	0.031	0.002	<.01	<.01	<2	0.001	<.001	0.01	0.42	<.01	0.002	<.001	<.001	<.01	0.34	0.021	0.001	0.21	0.44	0.08	0.1	<.001	<.001
STANDAR	0.048	0.564	1.44	4.19	156	0.35	0.044	0.2	22.52	0.22	0.168	0.028	0.127	0.01	2.37	0.075	0.07	1.65	1.46	0.22	0.51	0.066	0.173
G-1	<.001	0.001	<.01	<.01	<2	<.001	<.001	0.07	2.23	<.01	0.012	<.001	0.001	<.01	0.87	0.088	0.001	0.6	1.38	0.2	0.59	<.001	<.001
B617131	0.023	0.01	<.01	<.01	<2	0.001	0.001	0.01	0.87	<.01	0.001	<.001	<.001	<.01	0.44	0.04	0.001	0.26	0.5	0.05	0.19	<.001	<.001
B617132	0.056	0.008	<.01	<.01	<2	<.001	0.001	0.02	1.19	<.01	0.002	<.001	<.001	<.01	0.39	0.025	0.001	0.53	0.91	0.07	0.38	<.001	<.001
B617133	0.046	0.013	<.01	<.01	<2	<.001	0.001	0.02	1.57	<.01	0.003	<.001	0.001	<.01	1.67	0.02	0.001	0.43	0.89	0.02	0.34	<.001	<.001
B617134	0.038	0.01	<.01	<.01	<2	0.001	0.001	0.02	1.32	<.01	0.002	<.001	0.001	<.01	0.39	0.016	0.001	0.41	0.83	0.02	0.37	<.001	<.001
B617135	0.083	0.004	<.01	<.01	<2	<.001	<.001	0.01	0.59	<.01	0.001	<.001	<.001	<.01	0.19	0.009	0.001	0.24	0.44	0.02	0.18	<.001	<.001
B617136	0.072	0.006	<.01	<.01	<2	<.001	<.001	0.01	0.97	<.01	0.001	<.001	<.001	<.01	0.37	0.017	0.001	0.41	0.72	0.08	0.28	<.001	<.001
B617137	0.075	0.006	<.01	<.01	<2	<.001	<.001	0.02	0.89	<.01	0.001	<.001	<.001	<.01	0.22	0.015	0.001	0.49	0.74	0.02	0.36	<.001	<.001
B617138	0.064	0.006	<.01	<.01	<2	<.001	<.001	0.01	1.02	<.01	0.002	<.001	<.001	<.01	0.25	0.013	0.002	0.48	0.64	0.04	0.33	<.001	<.001
B617139	0.156	0.003	<.01	<.01	<2	0.002	<.001	0.03	1.37	<.01	0.003	<.001	0.001	<.01	0.37	0.032	0.007	1.3	1.47	0.03	1.03	<.001	<.001
B617140	0.212	0.008	<.01	<.01	<2	0.002	0.001	0.04	2.89	<.01	0.003	<.001	<.001	<.01	0.6	0.045	0.006	1.41	2.02	0.13	1.29	<.001	<.001
B617141(r	0.001	0.002	<.01	0.01	<2	0.005	0.001	0.04	3.17	<.01	0.003	<.001	<.001	<.01	0.38	0.053	0.004	0.89	2.07	<.01	0.33	<.001	<.001
B617142	0.119	0.005	<.01	<.01	<2	<.001	0.001	0.03	1.78	<.01	0.003	<.001	<.001	<.01	0.51	0.032	0.003	0.79	1.31	0.13	0.73	0.001	<.001
B617143	0.081	0.003	<.01	<.01	<2	<.001	<.001	0.02	1.37	<.01	0.002	<.001	<.001	<.01	0.38	0.055	0.002	0.52	0.96	0.08	0.47	<.001	<.001
B617144	0.067	0.004	<.01	<.01	<2	<.001	<.001	0.02	1.44	<.01	0.015	<.001	0.001	<.01	0.32	0.017	0.002	0.6	0.96	0.1	0.39	<.001	<.001
B617145	0.058	0.009	<.01	<.01	<2	0.003	0.001	0.05	3.33	<.01	0.012	<.001	<.001	<.01	1.4	0.051	0.01	1.74	3.42	0.36	1.53	<.001	<.001
B617146	0.032	0.015	<.01	<.01	<2	0.008	0.003	0.09	6.5	<.01	0.017	<.001	<.001	<.01	3.13	0.098	0.02	3.38	6.92	0.65	2.81	<.001	<.001
B617147	0.038	0.008	<.01	<.01	<2	0.007	0.003	0.1	5.61	<.01	0.019	<.001	<.001	<.01	3.25	0.094	0.018	3.22	6.73	0.63	2.6	0.001	<.001
B617148	0.019	0.048	<.01	<.01	<2	0.01	0.004	0.07	7.63	<.01	0.014	<.001	<.001	<.01	3.38	0.095	0.02	3.36	7.08	0.66	2.55	<.001	<.001
B617149	0.018	0.016	<.01	<.01	<2	0.003	0.001	0.04	2.41	<.01	0.003	<.001	0.001	<.01	0.75	0.039	0.004	1.18	1.82	0.14	0.91	<.001	<.001
B617150	0.046	0.006	<.01	<.01	<2	0.001	0.001	0.04	2.31	<.01	0.005	<.001	<.001	<.01	0.63	0.036	0.006	1.04	1.97	0.13	0.93	<.001	<.001
B617151	0.061	0.004	<.01	<.01	<2	<.001	<.001	0.03	1.56	<.01	0.001	<.001	0.001	<.01	0.33	0.016	0.002	0.55	0.98	0.09	0.41	<.001	<.001
B617152	0.147	0.004	<.01	<.01	<2	<.001	<.001	0.04	1.55	<.01	0.003	<.001	0.001	<.01	0.31	0.015	0.001	0.51	0.96	0.09	0.37	<.001	<.001
B617153	0.116	0.004	<.01	<.01	<2	<.001	<.001	0.03	1.46	<.01	0.002	<.001	<.001	<.01	0.52	0.008	0.002	0.5	1.06	0.06	0.33	<.001	<.001
B617154	0.138	0.003	<.01	<.01	<2	<.001	<.001	0.01	0.74	<.01	0.001	<.001	0.001	<.01	1.16	0.053	0.001	0.29	0.88	0.03	0.17	<.001	<.001
B617155	0.165	0.001	<.01	<.01	<2	<.001	<.001	0.01	0.27	<.01	0.002	<.001	0.002	<.01	0.86	0.012	0.001	0.12	0.88	0.06	0.12	<.001	<.001
B617156	0.119	0.002	<.01	<.01	<2	<.001	<.001	0.01	0.27	<.01	0.002	<.001	<.001	<.01	1.31	0.011	0.001	0.15	0.84	0.08	0.1	<.001	<.001
RE B61715	0.118	0.001	<.01	<.01	<2	0.001	<.001	0.01	0.28	<.01	0.002	<.001	0.002	<.01	1.3	0.013	0.001	0.15	0.85	0.03	0.09	<.001	<.001
RRE B617	0.123	0.001	<.01	<.01	<2	<.001	<.001	0.01	0.23	<.01	0.002	<.001	0.001	<.01	1.34	0.014	0.001	0.15	0.84	0.07	0.07	<.001	<.001
B617157	0.105	0.004	<.01	<.01	<2	<.001	<.001	0.01	0.84	<.01	0.002	<.001	<.001	<.01	0.45	0.026	0.001	0.31	0.85	0.02	0.26	<.001	<.001
B617158	0.105	0.005	<.01	<.01	<2	<.001	<.001	0.03	1.68	<.01	0.001	<.001	0.001	<.01	0.46	0.008	0.001	0.45	1.04	0.09	0.37	<.001	0.001
B617159	0.057	0.008	<.01	<.01	<2	<.001	0.001	0.04	2.08	<.01	0.002	<.001	<.001	<.01	1.54	0.207	0.001	0.35	1.15	0.09	0.23	<.001	<.001
B617160	0.067	0.01	<.01	<.01	<2	0.001	<.001	0.03	1.9	<.01	0.007	<.001	0.001	<.01	0.5	0.065	0.001	0.37	1.02	0.09	0.27	<.001	<.001
B617161	0.076	0.007	<.01	<.01	<2	<.001	0.001	0.03	1.52	<.01	0.002	<.001	0.001	<.01	0.55	0.073	0.002	0.4	1.04	0.08	0.32	<.001	<.001
B617162	0.058	0.003	<.01	<.01	<2	<.001	<.001	0.02	1.28	<.01	0.001	<.001	<.001	<.01	0.36	0.013	0.002	0.41	0.87	<.01	0.27	<.001	<.001
STANDAR	0.047	0.566	1.43	4.09	159	0.353	0.043	0.2	22.39	0.22	0.174	0.028	0.129	<.01	2.37	0.084	0.07	1.64	1.46	0.2	0.55	0.071	0.174

G-1	<.001	<.001	<.01	<.01	<2	<.001	<.001	0.06	2.17	<.01	0.008	<.001	<.001	<.01	0.77	0.085	0.001	0.59	1.15	0.12	0.5	<.001	<.001
B617163	0.104	0.002	<.01	<.01	<2	0.001	<.001	0.02	0.83	<.01	0.011	<.001	<.001	<.01	4.41	0.017	0.001	0.29	0.81	0.08	0.15	<.001	<.001
B617164	0.032	0.008	<.01	<.01	<2	<.001	0.001	0.02	1.02	<.01	0.005	<.001	<.001	<.01	3.58	0.046	<.001	0.45	1.35	<.01	0.14	<.001	<.001
B617165	0.032	0.006	<.01	<.01	<2	<.001	<.001	0.02	1.21	<.01	0.004	<.001	<.001	<.01	1.94	0.039	0.001	0.56	1.45	0.04	0.15	<.001	<.001
B617166	0.043	0.007	<.01	<.01	<2	<.001	0.001	0.02	1.17	<.01	0.005	<.001	<.001	<.01	4.23	0.055	0.001	0.7	1.35	0.01	0.23	<.001	<.001
B617167	0.046	0.01	<.01	<.01	<2	0.001	<.001	0.02	1.16	<.01	0.004	<.001	<.001	<.01	3.24	0.053	0.001	0.79	1.33	<.01	0.21	<.001	<.001
B617168	0.035	0.026	<.01	<.01	<2	0.001	0.001	0.03	3.35	<.01	0.004	<.001	0.001	<.01	3.53	0.063	0.003	0.83	1.65	0.02	0.34	<.001	<.001
B617169	0.065	0.022	<.01	<.01	<2	0.001	0.001	0.03	2.21	<.01	0.003	<.001	0.001	<.01	1.94	0.081	0.001	0.91	1.7	<.01	0.33	<.001	<.001
B617170(r	<.001	0.002	<.01	0.01	<2	0.005	0.001	0.04	3.25	<.01	0.006	<.001	0.001	<.01	0.49	0.047	0.004	0.94	2.07	0.06	0.29	<.001	<.001
B617171	0.053	0.078	<.01	<.01	2	0.004	0.002	0.08	7.06	<.01	0.013	<.001	0.001	<.01	1.34	0.085	0.013	2.79	3.63	0.12	2.01	<.001	<.001
B617172	0.037	0.169	<.01	0.02	<2	0.001	0.011	0.09	13.27	<.01	0.006	<.001	<.001	<.01	1.75	0.077	0.006	2.11	2.48	0.04	1.01	0.002	<.001
B617173	0.068	0.041	<.01	<.01	<2	0.003	0.002	0.06	4.98	<.01	0.006	<.001	<.001	<.01	1.17	0.055	0.011	2.24	2.95	0.1	1.65	0.002	<.001
B617174	0.068	0.015	<.01	<.01	<2	<.001	0.001	0.03	2.01	<.01	0.003	<.001	<.001	<.01	1.66	0.07	0.002	1.01	1.51	0.07	0.67	<.001	<.001
B617175	0.119	0.01	<.01	<.01	<2	<.001	<.001	0.02	1.05	<.01	0.004	<.001	<.001	<.01	4.06	0.055	0.001	0.63	1.1	0.02	0.23	<.001	<.001
B617176	0.079	0.01	<.01	<.01	<2	0.001	0.001	0.03	1.99	<.01	0.004	<.001	<.001	<.01	1.37	0.073	0.001	0.91	1.68	0.11	0.54	<.001	<.001
B617177	0.2	0.021	<.01	<.01	<2	0.001	0.001	0.04	3.72	<.01	0.017	<.001	0.001	<.01	1.55	0.068	0.003	0.9	2.53	0.18	0.78	<.001	<.001
B617178	0.133	0.017	<.01	<.01	<2	0.001	0.001	0.03	2.56	<.01	0.011	<.001	<.001	<.01	1.43	0.057	0.004	0.84	1.74	0.15	0.52	<.001	<.001
B617179	0.073	0.012	<.01	<.01	<2	<.001	0.001	0.02	1.74	<.01	0.008	<.001	<.001	<.01	1.5	0.046	0.001	0.7	1.37	0.1	0.23	<.001	<.001
B617180	0.046	0.039	<.01	<.01	<2	0.001	0.002	0.04	4.08	<.01	0.011	<.001	<.001	<.01	1.46	0.114	0.001	0.65	1.63	0.22	0.16	0.002	<.001
B617181	0.067	0.015	<.01	<.01	<2	<.001	0.001	0.03	2.75	<.01	0.008	<.001	<.001	<.01	1.38	0.102	0.001	0.56	1.41	0.12	0.27	<.001	<.001
B617182	0.055	0.028	<.01	<.01	<2	<.001	0.001	0.04	3.34	<.01	0.011	<.001	<.001	<.01	1.29	0.107	0.001	0.74	1.77	0.15	0.22	0.001	<.001
B617183	0.036	0.014	<.01	<.01	<2	0.001	0.001	0.03	2.63	<.01	0.005	<.001	<.001	<.01	1.62	0.094	0.001	0.75	2.13	0.16	0.31	<.001	<.001
B617184	0.092	0.016	<.01	<.01	<2	<.001	0.001	0.03	2.43	<.01	0.006	<.001	<.001	<.01	1.79	0.078	0.001	0.85	1.99	0.07	0.32	<.001	<.001
B617185	0.063	0.014	<.01	<.01	<2	0.001	0.001	0.03	2.21	<.01	0.012	<.001	<.001	<.01	1.58	0.135	0.001	0.76	1.77	0.1	0.3	<.001	<.001
RE B6171	0.062	0.014	<.01	<.01	<2	<.001	<.001	0.03	2.18	<.01	0.011	<.001	<.001	<.01	1.55	0.132	0.001	0.75	1.73	0.1	0.31	<.001	0.001
RRE B617	0.062	0.015	<.01	<.01	<2	<.001	0.001	0.04	2.37	<.01	0.012	<.001	<.001	<.01	1.77	0.141	0.001	0.83	1.89	0.09	0.32	<.001	<.001
B617186(r	<.001	0.002	<.01	<.01	<2	0.005	0.002	0.05	3.13	<.01	0.006	<.001	<.001	<.01	1	0.051	0.004	0.86	2	0.01	0.32	<.001	<.001
B617187	0.085	0.038	<.01	<.01	<2	0.002	0.002	0.05	4.31	<.01	0.008	<.001	<.001	<.01	2.75	0.172	0.002	1.2	2.61	0.18	0.57	<.001	<.001
B617188	0.037	0.042	<.01	<.01	<2	0.001	0.002	0.04	3.6	<.01	0.008	<.001	<.001	<.01	1.8	0.118	<.001	1.07	2.08	0.11	0.51	<.001	<.001
B617189	0.042	0.055	<.01	<.01	<2	0.002	0.001	0.05	4.7	<.01	0.004	<.001	0.001	<.01	1.69	0.059	0.001	1.31	1.84	0.02	0.42	<.001	<.001
B617190	0.137	0.003	<.01	<.01	<2	<.001	<.001	0.02	0.98	<.01	0.006	<.001	<.001	<.01	2.44	0.035	0.001	0.6	1.44	<.01	0.15	<.001	<.001
B617191	0.081	0.004	<.01	<.01	<2	<.001	<.001	0.02	1.04	<.01	0.006	<.001	<.001	<.01	2.08	0.036	0.001	0.63	1.55	0.07	0.2	<.001	<.001
B617192	0.068	0.004	<.01	<.01	<2	0.001	<.001	0.03	1.93	<.01	0.005	<.001	<.001	<.01	1.87	0.025	0.002	0.79	1.53	0.04	0.55	<.001	<.001
B617193	0.055	0.009	<.01	<.01	<2	0.002	0.001	0.06	3.81	<.01	0.005	<.001	<.001	<.01	1.08	0.044	0.003	1.32	2.18	0.12	1.06	<.001	<.001
B617194	0.339	0.001	<.01	<.01	<2	<.001	<.001	0.01	0.31	<.01	0.002	<.001	<.001	<.01	0.48	0.012	0.001	0.09	0.33	0.04	0.19	<.001	<.001
STANDAR	0.047	0.558	1.44	4.02	155	0.35	0.044	0.2	22.31	0.22	0.173	0.028	0.128	<.01	2.28	0.08	0.07	1.58	1.36	0.17	0.52	0.072	0.174
G-1	<.001	0.001	<.01	<.01	<2	0.002	<.001	0.06	2.2	<.01	0.009	<.001	0.001	<.01	0.72	0.083	0.001	0.57	1.22	0.15	0.54	<.001	<.001
B617195	0.134	0.001	<.01	<.01	<2	<.001	<.001	<.01	0.24	<.01	0.002	<.001	<.001	<.01	0.58	0.006	0.001	0.05	0.33	0.02	0.13	<.001	<.001
RE B6171	0.137	0.001	<.01	<.01	<2	<.001	<.001	<.01	0.25	<.01	0.002	<.001	<.001	<.01	0.58	0.006	0.001	0.04	0.33	0.02	0.1	<.001	<.001
RRE B617	0.143	0.002	<.01	<.01	<2	<.001	<.001	<.01	0.22	<.01	0.001	<.001	<.001	<.01	0.54	0.009	0.001	0.05	0.31	<.01	0.14	0.001	<.001
B617196	0.106	0.001	<.01	<.01	<2	<.001	<.001	<.01	0.11	<.01	0.001	<.001	<.001	<.01	0.48	0.008	0.001	0.03	0.22	0.01	0.06	<.001	<.001
B617197	0.08	0.001	<.01	<.01	<2	<.001	<.001	<.01	0.32	<.01	0.001	<.001	<.001	<.01	0.44	0.007	<.001	0.01	0.24	<.01	0.16	<.001	<.001
B617198	0.098	0.001	<.01	<.01	<2	<.001	<.001	<.01	0.16	<.01	0.002	<.001	<.001	<.01	0.63	0.01	0.001	0.02	0.3	0.04	0.16	<.001	<.001
B617199	0.09	0.001	0.02	<.01	3	<.001	<.001	<.01	0.2	<.01	0.001	<.001	<.001	<.01	0.56	0.005	<.001	0.01	0.14	<.01	0.07	<.001	<.001
B617200	0.089	0.001	<.01	<.01	<2	<.001	<.001	<.01	0.23	<.01	0.001	<.001	<.001	<.01	0.45	0.008	0.001	0.01	0.2	0.01	0.15	<.001	<.001
B617201	0.294	0.001	<.01	<.01	<2	<.001	<.001	<.01	0.18	<.01	0.001	<.001	0.001	<.01	0.38	0.002	<.001	0.01	0.17	<.01	0.15	<.001	<.001
B617202	0.153	0.001	<.01	<.01	<2	<.001	<.001	<.01	0.17	<.01	0.001	<.001	<.001	<.01	0.6	0.008	0.001	0.02	0.17	0.01	0.04	<.001	<.001
B617203	0.089	0.003	<.01	<.01	<2	0.001	<.001	0.04	2.06	<.01	0.004	<.001	<.001	<.01	1.42	0.031	0.002	1.05	1.92	0.07	0.95	<.001	0.001
B617204	0.093	0.008	<.01	<.01	<2	0.001	0.001	0.06	3.07	<.01	0.005	<.001	<.001	<.01	1.42	0.035	0.002	1.4	2.56	0.11	1.05	<.001	<.001
B617205(r	0.001	0.002	<.01	<.01	<2	0.006	0.001	0.05	3.08	<.01	0.005	<.001	<.001	<.01	0.62	0.049	0.004	0.83	1.96	<.01	0.3	<.001	<.001
B617206	0.081	0.006	<.01	<.01	<2	<.001	<.001	0.04	1.96	<.01	0.006	<.001	<.001	<.01	1.46	0.036	0.001	0.9	1.87	0.06	0.59	<.001	<.001
B617207	0.039	0.021	<.01	<.01	<2	0.001	0.001	0.03	2.58	<.01	0.005	<.001	<.001	<.01	0.71	0.033	0.001	0.95	1.49	0.1	0.55	<.001	<.001
B617208	0.035	0.032	<.01	<.01	<2	0.001	0.001	0.07	4.5	<.01	0.007	<.001	<.001	<.01	0.94	0.041	0.003	1.76	2.59	0.13	1.39	<.001	<.001
B617209	0.037	0.028	<.01	0.01	<2	0.003	0.001	0.14	7.18	<.01	0.009	<.001	<.001	<.01	2.72	0.053	0.005	2.64	4.14	0.1	2.02	0.002	<.001
B617210	0.086	0.029	<.01	<.01	<2	0.003	0.001	0.05	3.52	0.07	0.012	<.001	0.001	<.01	5.04	0.043	0.002	0.64	1.66	0.03	0.48	<.001	<.001
STANDAR	0.047	0.554	1.49	4.16	156	0.352	0.043	0.2	22.29	0.22	0.17	0.029	0.13	<.01	2.28	0.075	0.068	1.58	1.35	0.18	0.47	0.072	0.176

From ACME ANALYTICAL LABORATORIES LTD. 852 E. HASTINGS ST. VANCOUVER BC V6A 1R6 PHONE(604)253-3158 FAX(604)253-1716 @
To New Cantech Ventures Inc. PROJECT LUCKY SHIP
Acme file # A600873 Page 1 Received: FEB 24 2006 * 159 samples in this disk file.
Analysis: GROUP 1F - 0.50 GM SAMPLE LEACHED WITH 3 ML 2-2-2 HCL-HNO3-H2O AT 95 DEG. C FOR ONE HOUR, DILUTED TO 10 ML, ANA

ELEMENT	Re
SAMPLES	ppb
G-1	1
B617212	24
B617213	91
B617214	103
B617215	19
B617216	9
B617217	16
B617218	18
B617219	9
B617220	10
B617221	11
B617222	3
B617223	32
B617224	32
B617225	8
B617226	16
B617227	13
B617228	5
B617229	14
B617230	9
RE B61723	7
RRE B617	11
B617231	5
B617232	18
B617233	3
B617234	12
B617235(r	1
B617236	12
B617237	9
B617238	8
B617239	16
B617240	12
B617241	20
B617242	8
B617243	5
STANDAR	1
G-1	1
B617244	43
B617245	16
B617246	52
B617247	34
B617248	103
B617249	21
B617250	55
RE B61725	51
RRE B617	53
B617251	36
B617252	75
B617253	27
B617254	42
B617255	72
B617256	68
B617257	69
B617258	20
B617259(r	1
B617260	24
B617261	22
B617262	18
B617263	10
B617264	23
B617265	72
B617266	59
B617267	38
B617268	13
B617269	25
B617270	39
B617271	13
B617272	17
B617273	29
B617274	63
B617275	96
STANDAR	2
G-1	1
B617276	103
B617277	42
B617278	34
B617279	56
B617280	38
B617281	71
B617282	112
B617283	362

B617284	83
B617285	111
B617286(r	1
B617287	133
B617288	90
B617289	22
B617290	348
B617291	223
B617292	175
B617293	112
B617294	66
B617295	66
B617296	192
B617297	244
B617298	163
B617299	108
B617300	192
B617301	80
B617302	101
B617303	84
B617304	38
B617305	68
B617306	53
RE B6173	60
RRE B617	57
B617307	78
STANDAR	1
G-1	<1
B617308	109
B617309(r	<1
B617310	54
B617311	69
B617312	104
B617313	109
B617314	87
B617315	79
B617316	72
B617317	67
B617318	38
B617319	101
B617320	75
RE B6173	74
RRE B617	78
B617321	58
B617322	108
B617323	74
B617324	139
B617325	91
B617326	59
B617327	141
B617328	162
B617329	103
B617330	143
B617331	24
B617332	89
B617333	74
B617334	123
B617335(r	2
B617336	74
B617337	58
B617338	86
B617339	32
STANDAR	1
G-1	<1
B617340	57
RE B6173	61
RRE B617	66
B617341	41
B617342	36
B617343	72
B617344	31
B617345	33
B617346	24
B617347	34
B617348	35
B617349	31
B617350	37
B617351	59
B617352	45
B617353	31
B617354	61
B617355	19
STANDAR	1

From ACME ANALYTICAL LABORATORIES LTD. 852 E. HASTINGS ST. VANCOUVER BC V6A 1R6 PHONE(604)253-3158 FAX(604)253-1716 @ CSV TEXT FORMAT
To New Cantech Ventures Inc. PROJECT LUCKY SHIP
Acme file # A600873 Page 1 Received: FEB 24 2006 * 159 samples in this disk file.
Analysis: GROUP 7AR - 1.000 GM SAMPLE, AQUA - REGIA (HCL-HNO3-H2O) DIGESTION TO 100 ML, ANALYSED BY ICP-ES.

ELEMENT	Mo	Cu	Pb	Zn	Ag	Ni	Co	Mn	Fe	As	Sr	Cd	Sb	Bi	Ca	P	Cr	Mg	Al	Na	K	W	Hg	Sample
SAMPLES	%	%	%	%	gm/mt	%	%	%	%	%	%	%	%	%	%	%	%	%	%	%	%	%	%	kg
G-1	<.001	0.001	<.01	<.01	<2	0.001	<.001	0.06	2.04	<.01	0.011	<.001	0.001	<.01	0.74	0.081	0.001	0.54	1.36	0.24	0.61	<.001	0.001	-
B617212	0.06	0.001	<.01	<.01	<2	<.001	<.001	0.01	0.35	<.01	0.002	<.001	0.001	<.01	0.26	0.012	0.001	0.05	0.27	0.06	0.14	<.001	<.001	5
B617213	0.208	0.001	<.01	<.01	<2	0.001	<.001	0.01	0.17	<.01	0.001	<.001	<.001	<.01	0.17	0.009	0.001	0.02	0.26	0.06	0.22	<.001	<.001	6.1
B617214	0.239	0.002	<.01	<.01	<2	<.001	<.001	0.01	0.17	<.01	0.001	<.001	<.001	<.01	0.3	0.012	0.001	0.03	0.21	0.12	0.18	<.001	<.001	4.5
B617215	0.031	0.001	<.01	<.01	<2	0.001	<.001	0.01	0.21	<.01	0.001	<.001	<.001	<.01	0.24	0.013	<.001	0.03	0.23	0.04	0.16	<.001	<.001	5.1
B617216	0.011	<.001	<.01	<.01	<2	0.001	<.001	0.01	0.24	<.01	0.001	<.001	<.001	<.01	0.3	0.014	0.001	0.03	0.25	0.06	0.15	<.001	<.001	4.6
B617217	0.026	<.001	<.01	<.01	<2	0.001	<.001	0.01	0.29	<.01	0.001	<.001	<.001	<.01	0.29	0.018	0.001	0.06	0.26	0.04	0.15	<.001	<.001	5.8
B617218	0.028	0.003	<.01	<.01	<2	0.001	<.001	0.02	0.42	<.01	0.001	<.001	0.001	<.01	0.28	0.018	0.001	0.13	0.35	0.08	0.19	<.001	<.001	4.82
B617219	0.01	0.005	<.01	<.01	<2	0.001	<.001	0.02	0.54	<.01	0.001	<.001	<.001	<.01	0.24	0.021	0.001	0.17	0.4	0.12	0.15	0.002	<.001	5.8
B617220	0.012	0.004	<.01	<.01	<2	0.001	0.001	0.01	0.49	<.01	0.001	<.001	<.001	<.01	0.23	0.021	0.001	0.17	0.35	0.09	0.17	0.001	<.001	5.7
B617221	0.017	0.001	<.01	<.01	<2	0.001	<.001	0.01	0.4	<.01	0.001	<.001	<.001	<.01	0.24	0.013	<.001	0.17	0.36	0.06	0.16	<.001	<.001	4.6
B617222	0.006	0.001	<.01	<.01	<2	0.001	0.001	0.01	0.55	<.01	0.001	<.001	0.001	<.01	0.25	0.015	<.001	0.2	0.38	0.07	0.19	<.001	<.001	5.1
B617223	0.036	0.001	<.01	<.01	<2	<.001	<.001	0.01	0.32	<.01	0.001	<.001	<.001	<.01	0.17	0.015	0.001	0.18	0.33	0.04	0.24	<.001	<.001	5.4
B617224	0.044	0.002	<.01	<.01	<2	0.001	<.001	0.01	0.3	<.01	0.001	<.001	<.001	<.01	0.19	0.019	0.001	0.1	0.27	0.03	0.17	<.001	0.001	5.5
B617225	0.014	0.001	<.01	<.01	<2	0.001	<.001	0.01	0.34	<.01	0.001	<.001	<.001	<.01	0.24	0.019	<.001	0.14	0.33	0.06	0.14	<.001	<.001	5.7
B617226	0.017	0.001	<.01	<.01	<2	0.001	<.001	0.01	0.24	<.01	0.001	<.001	0.001	<.01	0.29	0.018	0.001	0.13	0.33	0.05	0.16	<.001	0.001	5.3
B617227	0.042	0.001	<.01	<.01	<2	<.001	<.001	0.01	0.21	<.01	0.001	<.001	<.001	<.01	0.24	0.016	0.001	0.12	0.26	0.03	0.14	<.001	<.001	4.7
B617228	0.012	0.008	<.01	<.01	<2	<.001	<.001	0.01	0.34	<.01	0.001	<.001	0.001	<.01	0.26	0.019	0.001	0.15	0.31	0.05	0.15	<.001	<.001	4.5
B617229	0.017	0.001	<.01	<.01	<2	0.001	<.001	0.01	0.2	<.01	0.002	<.001	0.001	<.01	0.39	0.015	0.001	0.13	0.33	0.04	0.14	<.001	<.001	5.6
B617230	0.013	0.001	<.01	<.01	<2	<.001	<.001	0.01	0.2	<.01	0.002	<.001	0.001	<.01	0.52	0.019	0.001	0.12	0.29	0.06	0.13	<.001	<.001	4.1
RE B61723	0.013	0.001	<.01	<.01	<2	0.001	<.001	0.01	0.21	<.01	0.002	<.001	<.001	<.01	0.52	0.014	0.001	0.12	0.29	0.04	0.13	<.001	<.001	-
RRE B617	0.012	0.001	<.01	<.01	<2	0.001	<.001	0.01	0.22	<.01	0.002	<.001	<.001	<.01	0.52	0.016	0.001	0.12	0.29	0.03	0.14	<.001	<.001	-
B617231	0.025	<.001	<.01	<.01	<2	0.001	<.001	0.01	0.18	<.01	0.001	<.001	<.001	<.01	0.36	0.012	<.001	0.07	0.26	0.08	0.17	<.001	<.001	5.7
B617232	0.025	0.002	<.01	<.01	<2	0.001	<.001	0.01	0.21	<.01	0.001	<.001	<.001	<.01	0.48	0.015	0.001	0.07	0.27	0.05	0.14	<.001	<.001	5.3
B617233	0.006	<.001	<.01	<.01	<2	0.001	<.001	0.01	0.21	<.01	0.001	<.001	0.001	<.01	0.53	0.016	<.001	0.04	0.21	0.04	0.19	<.001	<.001	4.1
B617234	0.03	0.001	<.01	<.01	<2	0.001	<.001	0.01	0.18	<.01	0.001	<.001	<.001	<.01	0.43	0.012	0.001	0.05	0.27	0.04	0.15	<.001	<.001	5.3
B617235(r	<.001	0.002	<.01	0.01	<2	0.007	0.001	0.05	3.16	<.01	0.005	<.001	<.001	<.01	0.8	0.05	0.004	0.87	1.76	0.01	0.24	<.001	<.001	4.2
B617236	0.017	<.001	<.01	<.01	<2	<.001	<.001	0.01	0.22	<.01	0.001	<.001	<.001	<.01	0.55	0.014	0.001	0.04	0.26	0.05	0.19	<.001	<.001	5.7
B617237	0.016	0.001	<.01	<.01	<2	0.001	<.001	0.01	0.2	<.01	0.002	<.001	0.001	<.01	0.54	0.017	0.001	0.04	0.23	0.04	0.12	<.001	<.001	5.5
B617238	0.011	<.001	<.01	<.01	<2	0.001	<.001	0.01	0.2	<.01	0.001	<.001	<.001	<.01	0.38	0.017	0.001	0.11	0.33	0.04	0.17	<.001	<.001	4.6
B617239	0.019	<.001	<.01	<.01	<2	0.001	<.001	0.01	0.14	<.01	0.001	<.001	<.001	<.01	0.15	0.01	0.001	0.08	0.22	0.01	0.16	<.001	<.001	5.7
B617240	0.014	<.001	<.01	<.01	<2	<.001	<.001	0.01	0.19	<.01	0.001	<.001	<.001	<.01	0.15	0.01	0.001	0.1	0.26	0.07	0.16	<.001	<.001	4.4
B617241	0.023	<.001	<.01	<.01	<2	<.001	<.001	0.01	0.13	<.01	0.001	<.001	<.001	<.01	0.17	0.009	0.001	0.05	0.19	0.07	0.18	<.001	<.001	5.2
B617242	0.007	0.001	<.01	<.01	<2	0.001	<.001	0.01	0.14	<.01	0.001	<.001	0.001	<.01	0.22	0.007	0.001	0.04	0.22	0.05	0.18	<.001	<.001	4.5
B617243	0.009	0.001	<.01	<.01	<2	0.001	<.001	0.01	0.27	<.01	0.001	<.001	<.001	<.01	0.31	0.016	0.001	0.06	0.25	0.11	0.16	<.001	<.001	4
STANDAR	0.045	0.554	1.45	4.28	157	0.369	0.041	0.19	21.89	0.22	0.179	0.027	0.126	<.01	2.23	0.081	0.067	1.53	1.34	0.18	0.52	0.067	0.171	-
G-1	<.001	<.001	<.01	<.01	<2	<.001	<.001	0.06	2.1	<.01	0.012	<.001	<.001	<.01	0.73	0.079	0.001	0.54	1.48	0.29	0.71	<.001	<.001	-
B617244	0.051	0.001	<.01	<.01	<2	<.001	<.001	0.01	0.22	<.01	0.002	<.001	<.001	<.01	0.28	0.014	0.001	0.1	0.46	0.11	0.27	<.001	<.001	5.1
B617245	0.018	0.001	<.01	<.01	<2	<.001	<.001	0.01	0.22	<.01	0.003	<.001	<.001	<.01	0.35	0.017	0.001	0.15	0.51	0.08	0.28	<.001	<.001	5
B617246	0.057	0.003	<.01	<.01	<2	<.001	<.001	0.01	0.38	<.01	0.002	<.001	<.001	<.01	0.47	0.015	0.001	0.15	0.48	0.09	0.19	<.001	<.001	5.5
B617247	0.038	0.003	<.01	<.01	<2	<.001	<.001	0.01	0.29	<.01	0.002	<.001	0.001	<.01	0.66	0.014	<.001	0.05	0.35	0.11	0.18	<.001	<.001	4.9
B617248	0.109	0.004	<.01	<.01	<2	<.001	<.001	0.01	0.29	<.01	0.002	<.001	<.001	<.01	0.58	0.017	0.001	0.04	0.36	0.06	0.26	<.001	<.001	5.1
B617249	0.04	0.003	<.01	<.01	<2	<.001	<.001	0.01	0.34	<.01	0.002	<.001	<.001	<.01	0.35	0.013	0.001	0.1	0.41	0.05	0.22	0.001	<.001	4.5
B617250	0.074	0.002	<.01	<.01	<2	<.001	<.001	0.01	0.28	<.01	0.002	<.001	<.001	<.01	0.39	0.02	0.001	0.13	0.48	0.12	0.28	<.001	<.001	5.5
RE B61725	0.073	0.002	<.01	<.01	<2	<.001	<.001	0.01	0.28	<.01	0.002	<.001	<.001	<.01	0.36	0.015	0.001	0.13	0.47	0.12	0.29	<.001	<.001	-
RRE B617	0.06	0.002	<.01	<.01	<2	<.001	<.001	0.01	0.28	<.01	0.002	<.001	<.001	<.01	0.38	0.014	0.001	0.14	0.48	0.08	0.29	<.001	<.001	-
B617251	0.042	0.002	<.01	<.01	<2	<.001	<.001	0.01	0.38	<.01	0.002	<.001	<.001	<.01	0.34	0.015	<.001	0.14	0.44	0.05	0.22	<.001	<.001	4.1
B617252	0.091	0.001	<.01	<.01	<2	<.001	<.001	0.01	0.19	<.01	0.002	<.001	<.001	<.01	0.35	0.015	0.001	0.1	0.35	0.12	0.23	<.001	<.001	5.5
B617253	0.034	0.001	<.01	<.01	<2	<.001	<.001	0.01	0.22	<.01	0.002	<.001	<.001	<.01	0.43	0.014	0.001	0.08	0.39	0.04	0.29	0.001	<.001	4.9
B617254	0.053	0.001	<.01	<.01	<2	<.001	<.001	0.01	0.22	<.01	0.002	<.001	<.001	<.01	0.47	0.014	0.001	0.03	0.33	0.06	0.27	0.001	<.001	5.7
B617255	0.089	0.002	<.01	<.01	<2	<.001	<.001	0.01	0.2	<.01	0.002	<.001	<.001	<.01	0.51	0.012	<.001	0.05	0.33	0.06	0.24	<.001	<.001	5.4
B617256	0.085	0.004	<.01	<.01	<2	<.001	<.001	0.01	0.24	<.01	0.003	<.001	<.001	<.01	0.66	0.017	0.001	0.06	0.4	0.09	0.22	<.001	<.001	4.74
B617257	0.068	0.002	<.01	<.01	<2	<.001	<.001	0.01	0.3	<.01	0.002	<.001	<.001	<.01	0.63	0.019	0.001	0.08	0.45	0.04	0.25	<.001	<.001	5.78

B617258	0.037	0.001	<.01	<.01	<2	0.001	<.001	0.01	0.2	<.01	0.002	<.001	<.001	<.01	0.57	0.016	0.001	0.06	0.4	0.05	0.21	<.001	<.001	4.16
B617259(r	<.001	0.002	<.01	<.01	<2	0.005	0.001	0.04	3.07	<.01	0.005	<.001	<.001	<.01	0.62	0.049	0.004	0.85	1.96	0.02	0.35	<.001	<.001	3.46
B617260	0.033	0.001	<.01	<.01	<2	<.001	<.001	0.01	0.24	<.01	0.002	<.001	0.001	<.01	0.65	0.015	0.001	0.06	0.41	0.11	0.24	<.001	<.001	4.98
B617261	0.033	0.001	<.01	<.01	<2	<.001	<.001	0.01	0.14	<.01	0.001	<.001	<.001	<.01	0.3	0.011	0.001	0.03	0.33	0.07	0.24	<.001	<.001	4.9
B617262	0.025	<.001	<.01	<.01	<2	<.001	<.001	0.01	0.15	<.01	0.001	<.001	<.001	<.01	0.33	0.01	0.001	0.03	0.35	0.11	0.22	<.001	<.001	4.68
B617263	0.026	0.001	<.01	<.01	<2	<.001	<.001	0.01	0.16	<.01	0.001	<.001	<.001	<.01	0.42	0.011	0.001	0.04	0.39	0.09	0.26	<.001	<.001	5.02
B617264	0.025	0.001	<.01	<.01	<2	<.001	<.001	0.01	0.13	<.01	0.001	<.001	<.001	<.01	0.44	0.013	<.001	0.03	0.3	0.06	0.19	<.001	<.001	5.24
B617265	0.075	0.001	<.01	<.01	<2	<.001	<.001	<.01	0.12	<.01	0.001	<.001	<.001	<.01	0.25	0.011	0.001	0.02	0.31	0.07	0.24	<.001	<.001	4.62
B617266	0.065	<.001	<.01	<.01	<2	<.001	<.001	<.01	0.14	<.01	0.001	<.001	<.001	<.01	0.23	0.01	0.001	0.02	0.31	0.02	0.31	<.001	<.001	5.3
B617267	0.037	<.001	<.01	<.01	<2	<.001	<.001	0.01	0.13	<.01	0.001	<.001	<.001	<.01	0.29	0.011	0.001	0.02	0.32	0.07	0.25	<.001	<.001	5.4
B617268	0.018	0.001	<.01	<.01	<2	0.001	<.001	<.01	0.13	<.01	0.001	<.001	<.001	<.01	0.45	0.012	0.001	0.03	0.37	0.13	0.25	<.001	<.001	4.7
B617269	0.03	<.001	<.01	<.01	<2	<.001	<.001	0.01	0.17	<.01	0.002	<.001	<.001	<.01	1.04	0.01	0.001	0.05	0.37	0.06	0.19	<.001	<.001	3.84
B617270	0.031	0.001	<.01	<.01	<2	<.001	<.001	0.01	0.14	<.01	0.001	<.001	<.001	<.01	0.36	0.01	0.001	0.03	0.29	0.08	0.25	<.001	<.001	4.9
B617271	0.026	0.001	<.01	<.01	<2	<.001	<.001	<.01	0.13	<.01	0.001	<.001	<.001	<.01	0.27	0.009	0.001	0.03	0.33	0.04	0.33	<.001	<.001	4.98
B617272	0.03	<.001	<.01	<.01	<2	<.001	<.001	<.01	0.15	<.01	0.002	<.001	<.001	<.01	0.42	0.01	<.001	0.05	0.35	0.04	0.26	<.001	<.001	4.96
B617273	0.052	0.001	<.01	<.01	<2	0.001	<.001	<.01	0.14	<.01	0.001	<.001	<.001	<.01	0.16	0.007	0.001	0.01	0.29	0.02	0.32	<.001	<.001	5.28
B617274	0.089	<.001	<.01	<.01	<2	<.001	<.001	<.01	0.13	<.01	0.001	<.001	<.001	<.01	0.31	0.007	0.001	0.03	0.3	0.05	0.3	<.001	<.001	5.14
B617275	0.108	<.001	<.01	<.01	<2	<.001	<.001	<.01	0.16	<.01	0.001	<.001	<.001	<.01	0.2	0.011	0.001	0.02	0.36	0.08	0.39	<.001	<.001	4.82
STANDAR	0.047	0.556	1.42	4.25	156	0.366	0.041	0.19	21.5	0.21	0.176	0.027	0.126	<.01	2.18	0.078	0.066	1.49	1.29	0.2	0.51	0.067	0.171	-
G-1	<.001	0.001	<.01	<.01	<2	<.001	<.001	0.06	2.07	<.01	0.009	<.001	<.001	<.01	0.66	0.084	0.001	0.51	1.28	0.15	0.65	<.001	<.001	-
B617276	0.087	0.001	<.01	<.01	<2	<.001	<.001	<.01	0.12	<.01	0.001	<.001	<.001	<.01	0.26	0.01	<.001	0.02	0.23	0.01	0.22	<.001	0.001	4.74
B617277	0.044	0.002	<.01	<.01	<2	<.001	<.001	<.01	0.17	<.01	0.001	<.001	<.001	<.01	0.26	0.01	0.001	0.02	0.27	0.05	0.3	<.001	<.001	5.54
B617278	0.045	0.001	<.01	<.01	<2	<.001	<.001	<.01	0.13	<.01	0.001	<.001	0.001	<.01	0.28	0.009	0.001	0.02	0.22	0.02	0.23	<.001	<.001	3.92
B617279	0.1	0.001	<.01	<.01	<2	<.001	<.001	<.01	0.13	<.01	0.001	<.001	0.001	<.01	0.19	0.008	0.001	0.02	0.24	0.01	0.24	<.001	<.001	4.52
B617280	0.063	0.001	<.01	<.01	<2	0.001	<.001	0.01	0.13	<.01	0.002	<.001	<.001	<.01	0.87	0.007	0.001	0.03	0.28	0.03	0.23	<.001	<.001	4.68
B617281	0.102	0.001	<.01	<.01	<2	<.001	<.001	<.01	0.1	<.01	0.001	<.001	<.001	<.01	0.38	0.007	0.001	0.02	0.23	0.04	0.2	<.001	<.001	4.48
B617282	0.152	0.001	<.01	<.01	<2	<.001	<.001	0.01	0.12	<.01	0.002	<.001	0.001	<.01	0.83	0.007	0.001	0.03	0.27	<.01	0.17	<.001	0.001	4
B617283	0.376	0.001	<.01	<.01	<2	<.001	<.001	<.01	0.13	<.01	0.001	<.001	<.001	<.01	0.3	0.009	0.001	0.01	0.2	0.03	0.19	<.001	<.001	5.46
B617284	0.108	0.001	<.01	<.01	<2	<.001	<.001	0.01	0.13	<.01	0.002	<.001	<.001	<.01	0.8	0.01	0.001	0.03	0.23	0.08	0.16	<.001	0.001	5.22
B617285	0.122	0.001	<.01	<.01	<2	<.001	<.001	0.01	0.14	<.01	0.003	<.001	<.001	<.01	0.6	0.012	<.001	0.05	0.36	0.02	0.18	<.001	<.001	3.72
B617286(r	0.002	0.002	<.01	0.01	<2	0.005	0.001	0.04	3.32	<.01	0.005	<.001	<.001	<.01	0.45	0.052	0.004	0.87	1.84	0.04	0.27	<.001	<.001	3.06
B617287	0.112	0.001	<.01	<.01	<2	<.001	<.001	0.01	0.12	<.01	0.001	<.001	<.001	<.01	0.34	0.01	0.001	0.02	0.22	0.05	0.21	0.002	<.001	2.98
B617288	0.107	0.001	<.01	<.01	<2	<.001	<.001	0.01	0.14	<.01	0.001	<.001	<.001	<.01	0.38	0.009	<.001	0.03	0.25	0.03	0.18	<.001	<.001	2.86
B617289	0.042	0.001	<.01	<.01	<2	<.001	<.001	<.01	0.15	<.01	0.001	<.001	<.001	<.01	0.28	0.009	0.001	0.02	0.26	0.03	0.18	<.001	<.001	2.52
B617290	0.473	0.001	<.01	<.01	<2	<.001	<.001	<.01	0.12	<.01	0.001	<.001	0.001	<.01	0.34	0.007	0.001	0.01	0.17	0.05	0.18	<.001	<.001	2.66
B617291	0.193	0.001	<.01	<.01	<2	<.001	<.001	<.01	0.12	<.01	0.001	<.001	<.001	<.01	0.26	0.01	0.001	0.03	0.27	0.05	0.22	<.001	0.001	2.24
B617292	0.153	<.001	<.01	<.01	<2	<.001	<.001	0.01	0.13	<.01	0.001	<.001	<.001	<.01	0.3	0.014	0.001	0.02	0.25	0.06	0.21	<.001	<.001	2.7
B617293	0.123	0.001	<.01	<.01	<2	0.002	<.001	0.01	0.14	<.01	0.001	<.001	<.001	<.01	0.39	0.016	0.001	0.02	0.25	0.08	0.25	<.001	<.001	2.64
B617294	0.073	0.001	<.01	<.01	<2	<.001	<.001	0.01	0.13	<.01	0.001	<.001	<.001	<.01	0.4	0.014	<.001	0.03	0.26	0.01	0.17	<.001	<.001	2.96
B617295	0.086	0.001	<.01	<.01	<2	0.001	<.001	0.01	0.14	<.01	0.001	<.001	0.001	<.01	0.38	0.014	<.001	0.03	0.29	0.06	0.22	<.001	<.001	2.6
B617296	0.219	0.001	<.01	<.01	<2	<.001	<.001	0.01	0.13	<.01	0.001	<.001	<.001	<.01	0.31	0.013	0.001	0.02	0.22	0.05	0.2	<.001	0.001	2.7
B617297	0.274	0.001	<.01	<.01	<2	<.001	<.001	0.01	0.16	<.01	0.001	<.001	<.001	<.01	0.27	0.007	0.001	0.02	0.26	0.06	0.24	<.001	<.001	5.14
B617298	0.162	0.001	<.01	<.01	<2	<.001	<.001	0.01	0.15	<.01	0.002	<.001	<.001	<.01	0.41	0.01	0.001	0.04	0.32	0.03	0.21	<.001	<.001	5.1
B617299	0.135	0.001	<.01	<.01	<2	<.001	<.001	0.01	0.16	<.01	0.002	<.001	<.001	<.01	0.4	0.015	0.001	0.04	0.3	0.04	0.21	<.001	<.001	5.3
B617300	0.197	0.001	<.01	<.01	<2	<.001	<.001	0.01	0.14	<.01	0.002	<.001	0.001	<.01	0.74	0.016	<.001	0.04	0.29	0.03	0.21	<.001	<.001	4.78
B617301	0.089	<.001	<.01	<.01	<2	<.001	<.001	0.01	0.15	<.01	0.002	<.001	<.001	<.01	0.38	0.013	<.001	0.05	0.34	0.1	0.18	<.001	<.001	4.68
B617302	0.083	0.001	<.01	<.01	<2	<.001	<.001	<.01	0.12	<.01	0.002	<.001	<.001	<.01	0.35	0.008	<.001	0.04	0.31	0.07	0.18	<.001	<.001	5.04
B617303	0.09	<.001	<.01	<.01	<2	<.001	<.001	0.01	0.13	<.01	0.003	<.001	<.001	<.01	0.45	0.01	<.001	0.06	0.35	<.01	0.19	<.001	<.001	5.24
B617304	0.047	0.001	<.01	<.01	<2	0.001	<.001	0.01	0.16	<.01	0.004	<.001	<.001	<.01	1	0.01	<.001	0.08	0.4	0.1	0.16	<.001	<.001	4.86
B617305	0.073	<.001	<.01	<.01	<2	<.001	<.001	0.01	0.17	<.01	0.004	<.001	<.001	<.01	0.7	0.011	<.001	0.11	0.5	0.04	0.16	0.001	<.001	4.72
B617306	0.065	<.001	<.01	<.01	<2	<.001	<.001	0.02	0.2	<.01	0.003	<.001	<.001	<.01	0.6	0.011	0.001	0.09	0.43	0.09	0.2	<.001	<.001	5.42
RE B6173(	0.066	<.001	<.01	<.01	<2	<.001	<.001	0.02	0.21	<.01	0.003	<.001	<.001	<.01	0.61	0.012	0.001	0.09	0.41	0.03	0.2	<.001	<.001	-
RRE B617:	0.067	<.001	<.01	<.01	<2	<.001	<.001	0.02	0.22	<.01	0.003	<.001	<.001	<.01	0.61	0.012	<.001	0.09	0.45	0.08	0.22	<.001	<.001	-
B617307	0.081	<.001	<.01	<.01	<2	<.001	<.001	0.02	0.2	<.01	0.005	<.001	<.001	<.01	0.68	0.013	<.001	0.12	0.55	0.08	0.2	<.001	<.001	5.12
STANDAR	0.046	0.557	1.49	4.26	156	0.37	0.041	0.19	22.4	0.21	0.178	0.027	0.122	<.01	2.13	0.079	0.065	1.45	1.26	0.23	0.48	0.068	0.168	-
G-1	<.001	0.003	<.01	<.01	<2	<.001	<.001	0.06	2.01	<.01	0.01	<.001	<.001	<.01	0.73	0.079	0.001	0.56	1.3	0.27	0.65	<.001	<.001	-
B617308	0.097	0.001	<.01	<.01	<2	<.001	<.001	0.01	0.22	<.01	0.003	<.001	<.001	<.01	0.47	0.012	0.001	0.11	0.62	0.06	0.28	<.001	<.001	4.9
B617309(r	<.001	0.002	<.01	0.01	<2	0.006	0.001	0.04	3.21	<.01	0.005	<.001	<.001	<.01	0.55	0.046	0.004	0.88	1.96	0.02	0.29	<.001	<.001	4.2
B617310	0.056	0.001	<.01	<.01	<2	<.001	<.001	0.01	0.23	<.01	0.002	<.001	<.001	<.01	0.31	0.011	0.001	0.09	0.49	0.08	0.27	<.001	<.001	5.08

B617311	0.079	0.001	<.01	<.01	<2	<.001	<.001	0.02	0.28	<.01	0.002	<.001	0.001	<.01	0.37	0.009	0.001	0.08	0.43	0.1	0.23	<.001	<.001	5.86
B617312	0.114	<.001	<.01	<.01	<2	<.001	<.001	0.02	0.19	<.01	0.003	<.001	<.001	<.01	0.67	0.01	0.001	0.1	0.56	0.09	0.23	<.001	<.001	4.78
B617313	0.11	0.001	<.01	<.01	<2	<.001	<.001	0.01	0.16	<.01	0.002	<.001	<.001	<.01	0.49	0.013	0.001	0.07	0.39	0.05	0.2	<.001	<.001	5.42
B617314	0.09	0.001	<.01	<.01	<2	<.001	<.001	0.01	0.19	<.01	0.003	<.001	<.001	<.01	0.79	0.012	0.001	0.1	0.52	0.08	0.19	<.001	<.001	4.54
B617315	0.08	0.001	<.01	<.01	<2	0.001	<.001	0.02	0.19	<.01	0.004	<.001	<.001	<.01	2.6	0.011	<.001	0.06	0.34	0.05	0.17	<.001	<.001	4.94
B617316	0.087	0.001	<.01	<.01	<2	<.001	<.001	0.01	0.16	<.01	0.003	<.001	<.001	<.01	1.14	0.012	<.001	0.1	0.4	0.04	0.18	<.001	<.001	4.34
B617317	0.067	0.001	<.01	<.01	<2	<.001	<.001	0.01	0.17	<.01	0.003	<.001	<.001	<.01	0.55	0.009	<.001	0.09	0.42	<.01	0.18	<.001	<.001	4.74
B617318	0.052	0.001	<.01	<.01	<2	<.001	<.001	0.01	0.19	<.01	0.002	<.001	<.001	<.01	0.59	0.013	0.001	0.05	0.34	0.04	0.23	<.001	<.001	4.6
B617319	0.074	0.002	<.01	<.01	<2	<.001	<.001	0.01	0.17	<.01	0.003	<.001	<.001	<.01	0.45	0.013	0.001	0.04	0.29	0.03	0.24	<.001	<.001	5.02
B617320	0.065	0.001	<.01	<.01	<2	<.001	<.001	0.01	0.23	<.01	0.003	<.001	<.001	<.01	0.54	0.015	0.001	0.05	0.39	0.06	0.31	<.001	<.001	5.24
RE B61732	0.067	0.001	<.01	<.01	<2	<.001	<.001	0.01	0.23	<.01	0.003	<.001	<.001	<.01	0.56	0.009	0.001	0.05	0.42	0.05	0.28	<.001	<.001	-
RRE B617	0.066	0.002	<.01	<.01	<2	0.001	<.001	0.01	0.21	<.01	0.003	<.001	<.001	<.01	0.53	0.011	0.001	0.05	0.37	0.01	0.26	<.001	<.001	-
B617321	0.056	0.002	<.01	<.01	<2	<.001	<.001	0.01	0.22	<.01	0.003	<.001	<.001	<.01	0.76	0.009	0.001	0.19	0.44	0.02	0.32	<.001	<.001	4.32
B617322	0.095	0.002	<.01	<.01	<2	<.001	<.001	0.01	0.2	<.01	0.002	<.001	<.001	<.01	0.45	0.008	0.001	0.2	0.48	0.02	0.3	<.001	<.001	4.02
B617323	0.064	0.001	<.01	<.01	<2	<.001	<.001	0.01	0.26	<.01	0.003	<.001	<.001	<.01	0.54	0.011	<.001	0.16	0.48	0.02	0.22	<.001	<.001	4.36
B617324	0.123	0.001	<.01	<.01	<2	<.001	<.001	0.01	0.27	<.01	0.006	<.001	<.001	<.01	0.84	0.01	0.001	0.05	0.33	0.01	0.2	<.001	<.001	4.72
B617325	0.074	0.002	<.01	<.01	<2	<.001	<.001	0.01	0.29	<.01	0.002	<.001	<.001	<.01	0.6	0.007	0.001	0.03	0.3	0.03	0.2	<.001	<.001	2.52
B617326	0.056	0.001	<.01	<.01	<2	<.001	<.001	0.01	0.21	<.01	0.002	<.001	<.001	<.01	0.64	0.013	0.001	0.03	0.31	0.02	0.26	<.001	<.001	2.22
B617327	0.108	0.002	<.01	<.01	<2	<.001	<.001	0.01	0.19	<.01	0.002	<.001	0.001	<.01	0.51	0.01	0.001	0.03	0.28	0.03	0.27	<.001	<.001	2.28
B617328	0.128	0.003	<.01	<.01	<2	<.001	<.001	0.01	0.26	<.01	0.003	<.001	<.001	<.01	0.75	0.012	0.001	0.05	0.34	0.04	0.29	<.001	<.001	2.46
B617329	0.084	0.002	<.01	<.01	<2	<.001	<.001	0.01	0.22	<.01	0.002	<.001	<.001	<.01	0.4	0.007	0.001	0.05	0.34	0.02	0.2	<.001	<.001	2.42
B617330	0.11	0.003	<.01	<.01	<2	<.001	<.001	0.01	0.34	<.01	0.002	<.001	<.001	<.01	0.49	0.01	0.001	0.09	0.35	0.02	0.27	<.001	<.001	2.64
B617331	0.033	0.004	<.01	<.01	<2	<.001	<.001	0.01	0.36	<.01	0.002	<.001	<.001	<.01	0.48	0.013	0.001	0.1	0.42	0.03	0.32	<.001	<.001	2.3
B617332	0.083	0.003	<.01	<.01	<2	<.001	<.001	0.01	0.23	<.01	0.001	<.001	0.001	<.01	0.31	0.009	0.001	0.04	0.3	0.03	0.27	<.001	<.001	2.4
B617333	0.063	0.002	<.01	<.01	<2	<.001	<.001	0.01	0.25	<.01	0.001	<.001	<.001	<.01	0.31	0.011	0.001	0.08	0.28	0.02	0.26	<.001	<.001	2.41
B617334	0.107	0.002	<.01	<.01	<2	<.001	<.001	0.01	0.23	<.01	0.001	<.001	<.001	<.01	0.42	0.01	0.001	0.03	0.24	0.02	0.23	<.001	<.001	2.96
B617335(r	<.001	0.001	<.01	0.01	<2	0.006	0.001	0.04	3.15	<.01	0.005	<.001	<.001	<.01	0.52	0.052	0.004	0.88	1.9	0.05	0.33	<.001	<.001	2.42
B617336	0.067	0.003	<.01	<.01	<2	<.001	<.001	0.01	0.41	<.01	0.002	<.001	<.001	<.01	0.67	0.024	0.001	0.11	0.43	0.05	0.26	<.001	<.001	4.96
B617337	0.048	0.002	<.01	<.01	<2	<.001	<.001	0.01	0.33	<.01	0.001	<.001	<.001	<.01	0.52	0.02	0.001	0.09	0.37	<.01	0.25	<.001	<.001	5.66
B617338	0.073	0.002	<.01	<.01	<2	<.001	<.001	0.01	0.29	<.01	0.001	<.001	<.001	<.01	0.23	0.014	0.001	0.13	0.35	0.03	0.24	<.001	<.001	4.48
B617339	0.035	0.002	<.01	<.01	<2	0.001	<.001	0.01	0.28	<.01	0.001	<.001	<.001	<.01	0.18	0.014	0.001	0.13	0.34	0.03	0.25	<.001	<.001	5.2
STANDAR	0.047	0.557	1.4	4.25	158	0.347	0.043	0.19	22.04	0.22	0.177	0.028	0.126	<.01	2.22	0.079	0.068	1.53	1.33	0.24	0.48	0.07	0.169	-
G-1	<.001	<.001	<.01	<.01	<2	0.001	<.001	0.06	2.44	<.01	0.005	<.001	<.001	<.01	0.42	0.061	0.001	1.48	1.76	0.06	0.37	<.001	<.001	-
B617340	0.063	0.003	<.01	<.01	<2	<.001	<.001	0.01	0.27	<.01	0.001	<.001	0.001	<.01	0.3	0.013	0.001	0.16	0.32	<.01	0.18	<.001	<.001	4.8
RE B61734	0.063	0.002	<.01	<.01	<2	0.001	<.001	0.01	0.28	<.01	0.001	<.001	<.001	<.01	0.31	0.016	0.001	0.16	0.31	0.05	0.19	<.001	<.001	-
RRE B617	0.067	0.002	<.01	<.01	<2	<.001	<.001	0.01	0.29	<.01	0.001	<.001	<.001	<.01	0.35	0.017	0.001	0.17	0.33	0.03	0.23	<.001	<.001	-
B617341	0.04	0.002	<.01	<.01	<2	0.001	<.001	0.01	0.28	<.01	0.002	<.001	0.001	<.01	0.36	0.013	0.001	0.07	0.27	<.01	0.2	<.001	<.001	5.16
B617342	0.043	0.003	<.01	<.01	<2	<.001	<.001	0.01	0.27	<.01	0.001	<.001	<.001	<.01	0.51	0.013	0.001	0.04	0.24	<.01	0.21	<.001	<.001	4.92
B617343	0.071	0.004	<.01	<.01	<2	<.001	<.001	0.01	0.31	<.01	0.002	<.001	<.001	<.01	0.63	0.012	0.001	0.04	0.27	<.01	0.19	<.001	<.001	5.12
B617344	0.025	0.004	<.01	<.01	<2	<.001	<.001	0.01	0.27	<.01	0.002	<.001	0.001	<.01	0.5	0.015	0.001	0.04	0.25	0.05	0.17	<.001	<.001	5.3
B617345	0.034	0.004	<.01	<.01	<2	<.001	<.001	0.01	0.27	<.01	0.002	<.001	<.001	<.01	0.64	0.013	0.001	0.04	0.29	0.03	0.19	<.001	<.001	5.04
B617346	0.027	0.003	<.01	<.01	<2	<.001	<.001	0.01	0.19	<.01	0.001	<.001	0.001	<.01	0.32	0.01	0.001	0.03	0.2	<.01	0.15	<.001	<.001	4.88
B617347	0.037	0.003	<.01	<.01	<2	<.001	<.001	0.01	0.22	<.01	0.002	<.001	<.001	<.01	0.45	0.011	0.001	0.06	0.29	<.01	0.14	<.001	<.001	5.24
B617348	0.038	0.002	<.01	<.01	<2	<.001	<.001	0.01	0.29	<.01	0.002	<.001	<.001	<.01	0.58	0.016	0.001	0.06	0.34	0.04	0.18	<.001	<.001	4.98
B617349	0.034	0.003	<.01	<.01	<2	<.001	<.001	0.01	0.22	<.01	0.001	<.001	0.001	<.01	0.45	0.013	0.001	0.03	0.2	0.01	0.14	<.001	<.001	5.14
B617350	0.043	0.004	<.01	<.01	3	<.001	<.001	0.01	0.26	<.01	0.001	<.001	0.001	<.01	0.48	0.014	0.001	0.05	0.26	<.01	0.21	<.001	<.001	4.46
B617351	0.055	0.002	<.01	<.01	<2	<.001	<.001	<.01	0.17	<.01	0.001	<.001	<.001	<.01	0.38	0.011	0.001	0.02	0.12	<.01	0.1	<.001	<.001	4.78
B617352	0.044	0.003	<.01	<.01	<2	<.001	<.001	0.01	0.3	<.01	0.001	<.001	<.001	<.01	0.52	0.013	0.001	0.05	0.26	<.01	0.16	<.001	<.001	4.84
B617353	0.033	0.001	<.01	<.01	<2	<.001	<.001	0.01	0.31	<.01	0.002	<.001	<.001	<.01	0.75	0.023	0.001	0.09	0.35	<.01	0.14	<.001	<.001	4.86
B617354	0.055	0.001	<.01	<.01	<2	<.001	<.001	0.01	0.31	<.01	0.001	<.001	<.001	<.01	0.47	0.017	0.001	0.07	0.27	0.01	0.22	<.001	<.001	4.82
B617355	0.02	0.003	<.01	<.01	<2	<.001	<.001	0.01	0.31	<.01	0.001	<.001	<.001	<.01	0.81	0.022	0.001	0.03	0.15	0.04	0.11	<.001	<.001	3.58
STANDAR	0.045	0.556	1.43	4.26	153	0.368	0.042	0.19	21.57	0.22	0.178	0.028	0.124	<.01	2.18	0.082	0.067	1.48	1.26	0.17	0.48	0.071	0.169	-

From ACME ANALYTICAL LABORATORIES LTD. 852 E. HASTINGS ST. VANCOUVER BC V6A 1R6 PHONE(604)253-3158 FAX(604)253-1716 @ CSV TEXT FORMAT
To New Cantech Ventures Inc. PROJECT Lucky Ship #06005
Acme file # A600945 Page 1 Received: MAR 2 2006 * 193 samples in this disk file.
Analysis: GROUP 7AR - 1.000 GM SAMPLE, AQUA - REGIA (HCL-HNO3-H2O) DIGESTION TO 100 ML, ANALYSED BY ICP-ES.

ELEMENT	Mo	Cu	Pb	Zn	Ag	Ni	Co	Mn	Fe	As	Sr	Cd	Sb	Bi	Ca	P	Cr	Mg	Al	Na	K	W	Hg
SAMPLES	%	%	%	%	gm/mt	%	%	%	%	%	%	%	%	%	%	%	%	%	%	%	%	%	%
G-1	<.001	0.001	<.01	<.01	<2	<.001	<.001	0.06	2.08	<.01	0.01	<.001	<.001	<.01	0.69	0.084	0.001	0.56	1.44	0.27	0.73	<.001	<.001
B617356 (r	<.001	0.002	<.01	0.01	<2	0.007	0.001	0.04	3.16	<.01	0.004	<.001	0.001	<.01	0.45	0.05	0.004	0.88	1.85	0.06	0.29	<.001	<.001
B617357	0.014	0.001	<.01	<.01	<2	0.001	<.001	0.01	0.16	<.01	0.001	<.001	<.001	<.01	0.3	0.015	0.001	0.03	0.33	0.13	0.19	<.001	<.001
B617358	0.025	0.001	<.01	<.01	<2	0.001	<.001	0.01	0.15	<.01	0.001	<.001	0.001	<.01	0.36	0.014	0.001	0.03	0.33	0.07	0.22	<.001	<.001
B617359	0.023	0.001	<.01	<.01	<2	0.001	<.001	0.01	0.15	<.01	0.001	<.001	0.001	<.01	0.3	0.011	0.001	0.03	0.33	0.1	0.21	<.001	<.001
B617360	0.035	0.001	<.01	<.01	<2	<.001	<.001	0.01	0.13	<.01	0.001	<.001	<.001	<.01	0.31	0.011	0.001	0.02	0.29	0.02	0.26	<.001	<.001
B617361	0.027	0.001	<.01	<.01	<2	<.001	<.001	0.01	0.13	<.01	0.001	<.001	0.001	<.01	0.57	0.013	<.001	0.02	0.3	0.08	0.3	<.001	<.001
B617362	0.015	0.001	<.01	<.01	<2	<.001	<.001	0.01	0.12	<.01	0.001	<.001	0.001	<.01	0.73	0.014	<.001	0.05	0.32	0.06	0.17	<.001	<.001
B617363	0.029	0.001	<.01	<.01	<2	<.001	<.001	0.01	0.14	<.01	0.002	<.001	0.001	<.01	1.04	0.015	<.001	0.04	0.3	0.12	0.16	<.001	<.001
B617364	0.047	0.001	<.01	<.01	<2	0.001	<.001	0.01	0.12	<.01	0.002	<.001	<.001	<.01	0.85	0.013	<.001	0.03	0.25	0.05	0.26	<.001	<.001
B617365	0.096	0.001	<.01	<.01	<2	<.001	<.001	0.01	0.14	<.01	0.001	<.001	0.001	<.01	0.53	0.012	0.001	0.04	0.29	0.01	0.25	<.001	<.001
B617366	0.121	0.001	<.01	<.01	<2	0.001	<.001	0.01	0.15	<.01	0.002	<.001	0.001	<.01	0.78	0.017	<.001	0.05	0.28	0.08	0.25	<.001	<.001
B617367	0.042	0.001	<.01	<.01	<2	<.001	<.001	0.01	0.15	<.01	0.002	<.001	0.001	<.01	1.68	0.015	<.001	0.07	0.38	0.05	0.19	<.001	<.001
B617368	0.049	0.001	<.01	<.01	<2	<.001	<.001	0.01	0.14	<.01	0.002	<.001	0.001	<.01	1.33	0.015	<.001	0.04	0.3	0.05	0.18	<.001	<.001
B617369	0.049	0.001	<.01	<.01	<2	0.001	<.001	0.01	0.14	<.01	0.002	<.001	0.001	<.01	0.91	0.014	<.001	0.04	0.3	<.01	0.24	<.001	<.001
B617370	0.038	0.001	<.01	<.01	<2	0.001	<.001	0.01	0.13	<.01	0.001	<.001	<.001	<.01	0.36	0.01	0.001	0.04	0.29	0.03	0.26	<.001	<.001
B617371	0.031	0.001	<.01	<.01	<2	0.001	<.001	<.01	0.15	<.01	0.001	<.001	0.001	<.01	0.24	0.012	0.001	0.05	0.32	0.05	0.22	<.001	<.001
B617372	0.091	0.001	<.01	<.01	<2	<.001	<.001	<.01	0.14	<.01	0.001	<.001	<.001	<.01	0.26	0.013	0.001	0.05	0.31	0.05	0.25	<.001	<.001
RE B6173	0.091	0.001	<.01	<.01	<2	0.001	<.001	<.01	0.13	<.01	0.001	<.001	<.001	<.01	0.27	0.015	0.001	0.05	0.32	0.05	0.22	<.001	<.001
RRE B617	0.095	0.001	<.01	<.01	<2	<.001	<.001	<.01	0.14	<.01	0.001	<.001	<.001	<.01	0.26	0.016	0.001	0.05	0.35	0.02	0.22	<.001	<.001
B617373	0.028	<.001	<.01	<.01	<2	0.001	<.001	0.01	0.14	<.01	0.002	<.001	<.001	<.01	0.53	0.019	<.001	0.1	0.45	0.1	0.13	<.001	<.001
B617374	0.034	0.001	<.01	<.01	<2	0.001	<.001	0.01	0.13	<.01	0.002	<.001	0.001	<.01	0.47	0.013	<.001	0.06	0.36	0.07	0.16	<.001	<.001
B617375	0.048	0.001	<.01	<.01	<2	0.001	<.001	0.01	0.14	<.01	0.002	<.001	<.001	<.01	0.84	0.012	<.001	0.04	0.29	0.1	0.17	<.001	0.001
B617376	0.032	<.001	<.01	<.01	<2	<.001	<.001	0.01	0.14	<.01	0.002	<.001	<.001	<.01	0.9	0.012	<.001	0.06	0.32	0.07	0.18	<.001	<.001
B617377	0.017	0.001	<.01	<.01	<2	0.001	<.001	0.01	0.13	<.01	0.002	<.001	<.001	<.01	0.63	0.013	<.001	0.05	0.29	0.03	0.17	<.001	<.001
B617378	0.036	0.001	<.01	<.01	<2	<.001	<.001	<.01	0.14	<.01	0.001	<.001	<.001	<.01	0.48	0.012	<.001	0.04	0.3	0.05	0.23	<.001	<.001
B617379	0.086	0.001	<.01	<.01	<2	0.001	<.001	0.01	0.13	<.01	0.003	<.001	0.001	<.01	1.88	0.013	<.001	0.05	0.29	0.03	0.18	<.001	<.001
B617380	0.047	0.001	<.01	<.01	<2	0.001	<.001	0.01	0.13	<.01	0.006	<.001	0.001	<.01	2.28	0.009	<.001	0.12	0.54	0.05	0.14	<.001	<.001
B617381	0.102	0.001	<.01	<.01	<2	0.001	<.001	0.01	0.15	<.01	0.002	<.001	<.001	<.01	0.94	0.014	0.001	0.07	0.29	0.04	0.2	<.001	<.001
B617382	0.101	0.003	<.01	<.01	<2	0.001	<.001	0.01	0.16	<.01	0.002	<.001	<.001	<.01	0.78	0.014	0.001	0.05	0.28	0.06	0.22	<.001	<.001
B617383	0.066	0.001	<.01	<.01	<2	0.001	<.001	0.01	0.16	<.01	0.002	<.001	<.001	<.01	0.92	0.016	<.001	0.05	0.28	0.01	0.2	<.001	<.001
B617384	0.053	0.001	<.01	<.01	<2	0.001	<.001	0.01	0.14	<.01	0.001	<.001	<.001	<.01	0.63	0.013	<.001	0.02	0.24	0.01	0.23	<.001	<.001
B617385	0.082	0.002	<.01	<.01	<2	<.001	<.001	0.01	0.18	<.01	0.001	<.001	<.001	<.01	0.55	0.012	0.001	0.07	0.34	<.01	0.31	<.001	<.001
B617386	0.035	0.001	<.01	<.01	<2	0.001	<.001	0.01	0.17	<.01	0.001	<.001	<.001	<.01	0.51	0.017	<.001	0.07	0.34	0.05	0.26	<.001	<.001
B617387	0.045	0.001	<.01	<.01	<2	0.001	<.001	0.01	0.15	<.01	0.001	<.001	0.001	<.01	0.33	0.016	0.001	0.05	0.35	0.12	0.26	<.001	<.001
STANDAR	0.049	0.555	1.45	4.29	156	0.371	0.044	0.2	22.16	0.22	0.165	0.029	0.13	<.01	2.25	0.084	0.069	1.56	1.26	0.2	0.49	0.07	0.175
G-1	<.001	<.001	<.01	<.01	<2	0.001	0.001	0.06	2.06	<.01	0.008	<.001	<.001	<.01	0.6	0.086	0.001	0.57	1.26	0.3	0.69	<.001	<.001
B617388 (r	<.001	0.002	<.01	0.01	<2	0.005	0.001	0.04	3.11	<.01	0.006	<.001	0.001	<.01	0.52	0.047	0.004	0.88	1.83	0.06	0.34	<.001	<.001
B617389	0.101	<.001	<.01	<.01	<2	<.001	<.001	<.01	0.17	<.01	0.001	<.001	<.001	<.01	0.32	0.016	<.001	0.05	0.35	0.11	0.23	<.001	<.001
B617390	0.042	0.001	<.01	<.01	<2	<.001	<.001	<.01	0.14	<.01	0.001	<.001	<.001	<.01	0.48	0.017	0.001	0.07	0.39	0.12	0.25	<.001	<.001
B617391	0.041	0.001	<.01	<.01	<2	<.001	<.001	0.01	0.19	<.01	0.002	<.001	<.001	<.01	0.63	0.014	0.001	0.15	0.42	0.08	0.37	<.001	<.001
B617392	0.027	0.001	<.01	<.01	<2	<.001	<.001	0.01	0.16	<.01	0.009	<.001	0.001	<.01	3.26	0.014	<.001	0.13	0.31	0.08	0.25	<.001	<.001
B617393	0.064	0.001	<.01	<.01	<2	<.001	<.001	0.01	0.17	<.01	0.002	<.001	<.001	<.01	0.91	0.017	<.001	0.1	0.38	0.09	0.21	<.001	<.001
B617394	0.039	0.001	<.01	<.01	<2	<.001	<.001	0.01	0.18	<.01	0.002	<.001	<.001	<.01	0.48	0.018	0.001	0.12	0.4	0.14	0.25	<.001	<.001
B617395	0.032	0.001	<.01	<.01	<2	0.001	<.001	0.01	0.21	<.01	0.002	<.001	0.001	<.01	0.6	0.02	<.001	0.22	0.5	0.06	0.29	<.001	<.001
B617396	0.026	0.001	<.01	<.01	<2	<.001	<.001	0.01	0.22	<.01	0.003	<.001	<.001	<.01	0.88	0.019	<.001	0.21	0.56	0.13	0.28	<.001	<.001
B617397	0.032	0.001	<.01	<.01	<2	0.001	<.001	0.01	0.2	<.01	0.003	<.001	<.001	<.01	0.64	0.017	<.001	0.13	0.49	0.1	0.18	<.001	<.001
B617398	0.088	0.001	<.01	<.01	<2	<.001	<.001	0.01	0.18	<.01	0.003	<.001	0.001	<.01	0.59	0.014	<.001	0.09	0.41	0.11	0.22	<.001	<.001
B617399	0.032	0.001	<.01	<.01	<2	<.001	<.001	0.01	0.19	<.01	0.002	<.001	0.001	<.01	0.39	0.018	<.001	0.07	0.39	0.1	0.29	<.001	<.001
B617400	0.061	0.001	<.01	<.01	<2	<.001	<.001	0.01	0.16	<.01	0.002	<.001	<.001	<.01	0.4	0.016	0.001	0.06	0.32	0.06	0.27	<.001	<.001
B617401	0.037	0.001	<.01	<.01	<2	<.001	<.001	0.01	0.17	<.01	0.002	<.001	<.001	<.01	0.4	0.013	0.001	0.06	0.32	0.07	0.2	<.001	<.001

B617402	0.034	0.001	<.01	<.01	<2	<.001	<.001	0.01	0.18	<.01	0.003	<.001	0.001	<.01	1.09	0.018	0.001	0.07	0.36	0.05	0.18	<.001	<.001
B617403	0.186	0.001	<.01	<.01	<2	<.001	<.001	0.01	0.17	<.01	0.002	<.001	0.001	<.01	0.59	0.015	<.001	0.13	0.38	0.13	0.24	<.001	<.001
B617404	0.142	0.001	<.01	<.01	<2	<.001	<.001	0.01	0.19	<.01	0.002	<.001	0.001	<.01	0.9	0.017	<.001	0.08	0.38	0.06	0.26	<.001	<.001
RE B6174(	0.141	0.001	<.01	<.01	<2	0.001	<.001	0.01	0.19	<.01	0.002	<.001	<.001	<.01	0.9	0.016	<.001	0.08	0.39	0.07	0.27	<.001	<.001
RRE B617	0.135	0.001	<.01	<.01	<2	<.001	<.001	0.01	0.19	<.01	0.002	<.001	<.001	<.01	0.9	0.013	<.001	0.08	0.4	0.11	0.25	<.001	<.001
B617405	0.068	0.002	<.01	<.01	<2	<.001	<.001	0.01	0.15	<.01	0.003	<.001	<.001	<.01	1.36	0.016	<.001	0.07	0.32	0.11	0.18	<.001	<.001
B617406	0.053	0.001	<.01	<.01	<2	<.001	<.001	0.01	0.17	<.01	0.002	<.001	0.001	<.01	0.88	0.015	<.001	0.07	0.37	0.1	0.22	<.001	<.001
B617407	0.043	0.002	<.01	<.01	<2	<.001	<.001	0.01	0.18	<.01	0.003	<.001	<.001	<.01	1.82	0.013	0.001	0.06	0.34	0.1	0.21	<.001	<.001
B617408	0.034	0.001	<.01	<.01	<2	<.001	<.001	0.01	0.19	<.01	0.003	<.001	0.001	<.01	0.83	0.017	0.001	0.05	0.35	0.06	0.16	<.001	<.001
B617409	0.031	0.002	<.01	<.01	<2	0.001	<.001	0.01	0.21	<.01	0.002	<.001	0.001	<.01	0.71	0.014	<.001	0.04	0.32	0.08	0.27	<.001	<.001
B617410	0.03	0.001	<.01	<.01	<2	<.001	<.001	0.01	0.18	<.01	0.002	<.001	<.001	<.01	0.53	0.014	<.001	0.06	0.37	0.08	0.26	<.001	<.001
B617411	0.034	0.001	<.01	<.01	<2	<.001	<.001	0.01	0.18	<.01	0.004	<.001	<.001	<.01	0.61	0.011	<.001	0.1	0.49	0.1	0.27	<.001	<.001
B617412	0.068	0.002	<.01	<.01	<2	<.001	<.001	0.01	0.22	<.01	0.003	<.001	<.001	<.01	1	0.011	<.001	0.08	0.39	0.09	0.21	<.001	<.001
B617413	0.077	0.001	<.01	<.01	<2	<.001	<.001	0.01	0.23	<.01	0.002	<.001	0.001	<.01	0.54	0.016	<.001	0.07	0.38	0.09	0.26	<.001	<.001
B617414	0.057	0.001	<.01	<.01	<2	<.001	<.001	0.01	0.24	<.01	0.002	<.001	<.001	<.01	0.41	0.01	<.001	0.1	0.44	0.09	0.3	<.001	<.001
B617415 (r	<.001	0.002	<.01	0.01	<2	0.005	0.001	0.04	3.21	<.01	0.005	<.001	<.001	<.01	0.51	0.052	0.004	0.9	1.94	0.08	0.33	<.001	<.001
B617416	0.043	0.001	<.01	<.01	<2	0.001	<.001	0.01	0.24	<.01	0.002	<.001	<.001	<.01	0.33	0.012	<.001	0.08	0.43	0.05	0.25	<.001	<.001
B617417	0.083	0.001	<.01	<.01	<2	<.001	<.001	0.01	0.27	<.01	0.002	<.001	<.001	<.01	0.58	0.013	0.001	0.08	0.37	0.12	0.26	<.001	<.001
B617418	0.019	0.007	<.01	<.01	<2	0.001	<.001	0.01	0.76	<.01	0.002	<.001	<.001	<.01	0.41	0.024	0.001	0.19	0.5	0.12	0.3	<.001	<.001
B617419	0.042	0.006	<.01	<.01	<2	0.001	<.001	0.02	0.86	<.01	0.002	<.001	<.001	<.01	0.57	0.029	0.002	0.21	0.57	0.12	0.36	<.001	<.001
STANDAR	0.049	0.559	1.49	4.28	157	0.367	0.044	0.2	22.36	0.22	0.164	0.029	0.13	<.01	2.25	0.084	0.068	1.57	1.28	0.22	0.52	0.071	0.177
G-1	<.001	0.001	<.01	<.01	<2	0.002	0.001	0.06	2.05	<.01	0.009	<.001	0.001	<.01	0.64	0.086	0.001	0.56	1.32	0.2	0.71	<.001	0.001
B617420	0.112	0.004	<.01	<.01	<2	0.002	0.001	0.02	0.57	<.01	0.002	<.001	0.001	<.01	0.54	0.024	0.002	0.23	0.55	0.06	0.46	<.001	<.001
B617421	0.041	0.011	<.01	<.01	<2	0.001	<.001	0.02	0.66	<.01	0.004	<.001	<.001	<.01	1.02	0.034	0.001	0.15	0.48	0.06	0.24	<.001	0.001
B617422	0.184	0.003	<.01	<.01	<2	0.001	<.001	0.01	0.44	<.01	0.002	<.001	0.001	<.01	1.02	0.017	0.001	0.06	0.37	0.03	0.27	<.001	<.001
B617423	0.037	0.007	<.01	<.01	<2	0.001	<.001	0.01	0.71	<.01	0.003	<.001	<.001	<.01	1.33	0.024	0.001	0.11	0.48	0.04	0.24	<.001	<.001
B617424	0.188	0.003	<.01	<.01	<2	0.001	<.001	0.02	0.46	<.01	0.004	<.001	0.001	<.01	2.92	0.018	0.001	0.15	0.46	0.06	0.25	<.001	<.001
B617425	0.112	0.005	<.01	<.01	<2	0.001	<.001	0.01	0.55	<.01	0.004	<.001	0.001	<.01	1.04	0.021	0.001	0.19	0.59	0.05	0.26	<.001	<.001
B617426	0.118	0.002	<.01	<.01	<2	0.002	<.001	0.03	0.39	<.01	0.007	<.001	0.001	<.01	5	0.016	<.001	0.28	0.44	0.03	0.21	<.001	<.001
B617427	0.369	0.002	<.01	<.01	<2	<.001	<.001	0.01	0.23	<.01	0.004	<.001	<.001	<.01	2.09	0.01	<.001	0.11	0.36	<.01	0.21	<.001	<.001
B617428	0.18	0.002	<.01	<.01	<2	<.001	<.001	0.01	0.29	<.01	0.004	<.001	0.002	<.01	1.42	0.017	<.001	0.12	0.52	0.05	0.25	<.001	<.001
B617429	0.074	0.005	<.01	<.01	<2	<.001	<.001	0.01	0.27	<.01	0.003	<.001	<.001	<.01	0.54	0.015	0.001	0.05	0.26	0.05	0.22	<.001	0.001
B617430	0.051	0.006	<.01	<.01	<2	<.001	<.001	0.01	0.22	<.01	0.002	<.001	<.001	<.01	0.46	0.017	0.001	0.03	0.3	0.05	0.21	<.001	<.001
B617431	0.109	0.001	<.01	<.01	<2	<.001	<.001	<.01	0.19	<.01	0.001	<.001	0.001	<.01	0.34	0.014	0.001	0.03	0.29	0.1	0.25	<.001	<.001
B617432	0.101	0.003	<.01	<.01	<2	0.001	<.001	0.01	0.34	<.01	0.002	<.001	<.001	<.01	0.73	0.02	0.001	0.23	0.48	0.04	0.41	<.001	<.001
B617433	0.173	0.002	<.01	<.01	<2	0.001	<.001	0.01	0.23	<.01	0.002	<.001	<.001	<.01	0.46	0.01	0.001	0.07	0.33	0.01	0.23	<.001	<.001
B617434	0.096	0.001	<.01	<.01	<2	0.001	<.001	0.01	0.22	<.01	0.001	<.001	<.001	<.01	0.38	0.014	<.001	0.08	0.35	<.01	0.32	<.001	<.001
B617435	0.215	0.001	<.01	<.01	<2	0.001	<.001	0.01	0.29	<.01	0.001	<.001	<.001	<.01	0.35	0.019	0.001	0.12	0.37	0.09	0.28	<.001	<.001
B617436	0.083	0.011	<.01	<.01	<2	0.001	<.001	0.02	0.69	<.01	0.003	<.001	<.001	<.01	0.82	0.04	0.001	0.27	0.54	0.07	0.4	<.001	<.001
B617437 (r	0.001	0.002	<.01	<.01	<2	0.004	0.001	0.13	2.61	<.01	0.007	<.001	<.001	<.01	3.61	0.056	0.003	0.75	1.53	0.04	0.32	<.001	<.001
B617438	0.083	0.005	<.01	<.01	<2	<.001	<.001	0.02	0.4	<.01	0.002	<.001	<.001	<.01	1.03	0.024	0.001	0.13	0.43	0.04	0.29	<.001	<.001
B617439	0.055	0.006	<.01	<.01	<2	0.001	<.001	0.01	0.44	<.01	0.002	<.001	<.001	<.01	0.55	0.026	0.001	0.15	0.43	0.07	0.26	<.001	<.001
B617440	0.035	0.014	<.01	<.01	<2	0.001	<.001	0.02	0.79	<.01	0.002	<.001	<.001	<.01	0.42	0.036	0.001	0.29	0.61	0.11	0.34	<.001	<.001
B617441	0.065	0.007	<.01	<.01	<2	0.001	<.001	0.01	0.35	<.01	0.002	<.001	0.001	<.01	0.37	0.028	0.001	0.21	0.55	0.05	0.31	<.001	<.001
B617442	0.032	0.007	<.01	<.01	<2	<.001	<.001	0.01	0.36	<.01	0.002	<.001	<.001	<.01	0.35	0.026	0.001	0.26	0.62	0.04	0.41	<.001	<.001
B617443	0.098	0.009	<.01	<.01	<2	<.001	<.001	0.01	0.51	<.01	0.002	<.001	<.001	<.01	0.31	0.023	0.001	0.24	0.5	0.06	0.32	<.001	<.001
B617444	0.06	0.013	<.01	<.01	<2	0.001	<.001	0.02	0.81	<.01	0.002	<.001	<.001	<.01	0.46	0.037	0.001	0.44	0.72	0.05	0.42	<.001	<.001
B617445	0.055	0.018	<.01	<.01	<2	0.001	<.001	0.02	1.13	<.01	0.002	<.001	<.001	<.01	0.74	0.03	0.002	0.48	0.86	0.08	0.42	<.001	0.001
B617446	0.031	0.192	<.01	0.01	<2	0.001	0.001	0.03	2.2	<.01	0.002	<.001	<.001	<.01	0.57	0.038	0.002	0.78	1.2	0.11	0.76	<.001	<.001
B617447	0.039	0.018	<.01	<.01	<2	0.001	<.001	0.02	0.78	<.01	0.002	<.001	<.001	<.01	0.55	0.036	0.001	0.36	0.7	0.06	0.47	<.001	<.001
B617448	0.056	0.018	<.01	<.01	<2	<.001	<.001	0.01	0.56	<.01	0.001	<.001	<.001	<.01	0.42	0.033	0.001	0.25	0.56	0.11	0.39	<.001	<.001
RE B6174	0.057	0.018	<.01	<.01	<2	0.001	<.001	0.01	0.56	<.01	0.001	<.001	<.001	<.01	0.43	0.029	0.001	0.26	0.6	0.08	0.4	<.001	<.001
RRE B617	0.059	0.019	<.01	<.01	<2	0.001	<.001	0.01	0.56	<.01	0.001	<.001	<.001	<.01	0.41	0.03	0.001	0.25	0.56	0.09	0.41	<.001	<.001
B617449	0.087	0.006	<.01	<.01	<2	<.001	<.001	0.02	0.55	<.01	0.002	<.001	<.001	<.01	0.91	0.03	0.001	0.25	0.52	0.05	0.36	<.001	<.001
B617450	0.192	0.008	<.01	<.01	<2	0.001	<.001	0.01	0.42	<.01	0.002	<.001	<.001	<.01	0.45	0.021	0.001	0.32	0.65	0.08	0.36	<.001	0.001
B617451	0.022	0.005	<.01	<.01	<2	<.001	<.001	0.01	0.29	<.01	0.001	<.001	<.001	<.01	0.25	0.013	0.001	0.11	0.39	0.09	0.16	<.001	0.001
STANDAR	0.048	0.56	1.49	4.26	157	0.368	0.043	0.2	22.01	0.22	0.167	0.029	0.13	<.01	2.23	0.08	0.067	1.56	1.33	0.15	0.49	0.066	0.176

G-1	<.001	0.001	<.01	<.01	<2	<.001	<.001	0.06	1.99	<.01	0.01	<.001	<.001	<.01	0.66	0.079	0.001	0.53	1.42	0.29	0.71	<.001	<.001
B617452	0.106	0.002	<.01	<.01	<2	<.001	<.001	0.01	0.23	<.01	0.002	<.001	<.001	<.01	0.43	0.013	0.001	0.12	0.51	0.24	0.15	<.001	<.001
B617453	0.04	0.003	<.01	<.01	<2	<.001	<.001	0.01	0.3	<.01	0.002	<.001	<.001	<.01	0.3	0.02	0.001	0.22	0.64	0.15	0.3	<.001	<.001
B617454	0.037	0.017	<.01	<.01	<2	0.001	<.001	0.02	0.75	<.01	0.002	<.001	0.001	<.01	0.37	0.025	0.002	0.44	1.01	0.21	0.71	<.001	<.001
B617455	0.048	0.003	<.01	<.01	<2	<.001	<.001	0.01	0.37	<.01	0.002	<.001	<.001	<.01	0.68	0.024	0.001	0.22	0.67	0.16	0.41	<.001	<.001
B617456	0.049	0.005	<.01	<.01	<2	<.001	<.001	0.01	0.41	<.01	0.001	<.001	<.001	<.01	0.41	0.026	0.001	0.19	0.6	0.13	0.36	<.001	<.001
B617457	0.078	0.004	<.01	<.01	<2	<.001	<.001	0.01	0.37	<.01	0.003	<.001	<.001	<.01	0.6	0.021	0.001	0.23	0.68	0.08	0.39	<.001	<.001
B617458	0.067	0.01	<.01	<.01	<2	<.001	<.001	0.03	0.45	<.01	0.011	<.001	<.001	<.01	7.33	0.017	0.001	0.29	0.64	0.03	0.22	<.001	<.001
B617459	0.042	0.004	<.01	<.01	<2	<.001	<.001	0.01	0.31	<.01	0.002	<.001	<.001	<.01	0.7	0.02	<.001	0.19	0.62	0.18	0.32	<.001	<.001
B617460	0.085	0.009	<.01	<.01	<2	<.001	0.001	0.01	0.55	<.01	0.002	<.001	<.001	<.01	0.38	0.025	0.001	0.24	0.63	0.11	0.38	<.001	<.001
B617461	0.018	0.031	<.01	<.01	<2	0.001	0.001	0.02	1.16	<.01	0.003	<.001	<.001	<.01	0.49	0.034	0.005	0.7	1.1	0.14	0.59	<.001	<.001
B617462	0.04	0.019	<.01	<.01	<2	<.001	<.001	0.01	0.58	<.01	0.002	<.001	0.001	<.01	0.33	0.03	0.002	0.36	0.79	0.25	0.38	<.001	<.001
B617463	0.03	0.011	<.01	<.01	<2	<.001	0.001	0.01	0.77	<.01	0.001	<.001	<.001	<.01	0.31	0.033	0.002	0.35	0.75	0.15	0.56	<.001	<.001
B617464	0.022	0.012	<.01	<.01	<2	<.001	0.001	0.02	0.86	<.01	0.003	<.001	0.001	<.01	0.85	0.033	0.002	0.42	0.77	0.11	0.44	<.001	<.001
B617465	0.053	0.018	<.01	<.01	<2	<.001	<.001	0.02	1.04	<.01	0.004	<.001	<.001	<.01	1.29	0.032	0.002	0.38	0.9	0.11	0.24	<.001	<.001
RE B6174	0.053	0.017	<.01	<.01	<2	<.001	<.001	0.02	1.03	<.01	0.004	<.001	0.001	<.01	1.28	0.028	0.002	0.39	0.89	0.12	0.25	<.001	<.001
RRE B617	0.055	0.021	<.01	<.01	<2	<.001	0.001	0.02	1.12	<.01	0.005	<.001	0.001	<.01	1.31	0.032	0.002	0.41	1.01	0.1	0.28	<.001	<.001
B617466	0.046	0.013	<.01	<.01	<2	<.001	<.001	0.01	0.73	<.01	0.001	<.001	0.001	<.01	0.33	0.036	0.002	0.34	0.61	0.13	0.38	<.001	<.001
B617467	0.06	0.006	<.01	<.01	<2	<.001	<.001	0.01	0.47	<.01	0.002	<.001	<.001	<.01	0.4	0.029	0.002	0.26	0.57	0.08	0.41	<.001	<.001
B617468	0.086	0.002	<.01	<.01	<2	<.001	<.001	0.01	0.32	<.01	0.002	<.001	0.001	<.01	0.99	0.018	0.001	0.14	0.54	0.03	0.37	<.001	<.001
B617469	0.048	0.003	<.01	<.01	<2	0.001	<.001	0.01	0.39	<.01	0.002	<.001	<.001	<.01	0.52	0.026	<.001	0.18	0.63	0.14	0.39	<.001	<.001
B617470	0.077	0.004	<.01	<.01	<2	<.001	<.001	0.01	0.47	<.01	0.001	<.001	0.001	<.01	0.64	0.027	<.001	0.17	0.48	0.11	0.35	<.001	<.001
B617471 (r	<.001	0.001	<.01	0.01	<2	0.005	0.001	0.04	3.13	<.01	0.004	<.001	<.001	<.01	0.52	0.053	0.004	0.87	1.78	0.07	0.27	<.001	<.001
B617472	0.06	0.002	<.01	<.01	<2	<.001	<.001	0.01	0.3	<.01	0.001	<.001	<.001	<.01	0.55	0.024	0.001	0.09	0.4	0.08	0.33	<.001	<.001
B617473	0.053	0.002	<.01	<.01	<2	<.001	<.001	0.01	0.33	<.01	0.001	<.001	<.001	<.01	0.56	0.024	<.001	0.09	0.4	0.07	0.3	<.001	<.001
B617474	0.048	0.002	<.01	<.01	<2	<.001	<.001	0.01	0.35	<.01	0.004	<.001	<.001	<.01	1.33	0.022	<.001	0.06	0.4	0.08	0.26	<.001	<.001
B617475	0.025	0.002	<.01	<.01	<2	<.001	<.001	0.01	0.35	<.01	0.005	<.001	0.001	<.01	1.95	0.031	<.001	0.14	0.73	0.08	0.31	<.001	<.001
B617476	0.055	0.003	<.01	<.01	<2	<.001	<.001	0.01	0.67	<.01	0.003	<.001	0.001	<.01	0.93	0.037	<.001	0.37	0.87	0.15	0.28	<.001	<.001
B617477	0.034	0.006	<.01	<.01	<2	<.001	<.001	0.02	0.99	<.01	0.003	<.001	0.001	<.01	0.91	0.06	<.001	0.58	1.06	0.14	0.38	<.001	<.001
B617478	0.04	0.005	<.01	<.01	<2	<.001	<.001	0.02	0.91	<.01	0.004	<.001	<.001	<.01	0.91	0.083	<.001	0.47	1	0.13	0.32	<.001	<.001
B617479	0.06	0.005	<.01	<.01	<2	<.001	<.001	0.01	0.91	<.01	0.004	<.001	<.001	<.01	1.02	0.029	<.001	0.47	1.03	0.12	0.28	<.001	<.001
B617480	0.036	0.029	<.01	<.01	<2	<.001	<.001	0.02	1.98	<.01	0.005	<.001	0.001	<.01	0.86	0.063	0.001	0.57	0.94	0.11	0.36	<.001	<.001
B617481	0.026	0.017	<.01	<.01	<2	<.001	<.001	0.02	1.66	<.01	0.002	<.001	<.001	<.01	0.5	0.065	0.001	0.67	1.12	0.26	0.45	<.001	<.001
B617482	0.121	0.017	<.01	<.01	<2	<.001	<.001	0.03	2.12	<.01	0.003	<.001	0.001	<.01	0.65	0.062	0.003	0.83	1.4	0.22	0.76	<.001	<.001
B617483	0.036	0.018	<.01	<.01	<2	<.001	<.001	0.03	2.15	<.01	0.003	<.001	0.001	<.01	0.61	0.045	0.002	0.5	1.09	0.15	0.7	<.001	<.001
STANDAR	0.048	0.552	1.5	4.28	155	0.369	0.043	0.19	21.75	0.22	0.164	0.029	0.124	<.01	2.2	0.078	0.067	1.53	1.27	0.2	0.48	0.065	0.173
G-1	<.001	0.001	<.01	<.01	<2	0.001	0.001	0.06	2.07	<.01	0.01	<.001	0.001	<.01	0.75	0.08	0.001	0.58	1.29	0.14	0.61	<.001	<.001
B617484	0.025	0.013	<.01	<.01	<2	<.001	<.001	0.01	0.8	<.01	0.001	<.001	<.001	<.01	0.46	0.034	0.001	0.3	0.64	0.08	0.34	<.001	<.001
B617485	0.037	0.011	<.01	<.01	<2	0.001	<.001	0.02	0.82	<.01	0.001	<.001	0.001	<.01	0.38	0.037	0.001	0.38	0.76	0.1	0.46	<.001	0.001
B617486	0.071	0.012	<.01	<.01	5	0.001	0.001	0.01	0.87	<.01	0.001	<.001	0.004	<.01	0.34	0.033	0.001	0.35	0.59	0.07	0.39	<.001	<.001
B617487	0.009	0.023	<.01	<.01	<2	0.001	<.001	0.02	1.49	<.01	0.001	<.001	<.001	<.01	0.47	0.035	0.002	0.39	0.7	0.11	0.35	<.001	<.001
B617488	0.036	0.006	<.01	<.01	<2	<.001	<.001	0.01	0.57	<.01	0.002	<.001	0.001	<.01	0.94	0.019	0.001	0.12	0.45	0.04	0.21	<.001	0.001
B617489	0.027	0.006	<.01	<.01	<2	<.001	<.001	0.01	0.52	<.01	0.001	<.001	<.001	<.01	0.33	0.016	0.001	0.09	0.42	0.06	0.27	<.001	0.001
B617490	0.012	0.004	<.01	<.01	<2	0.001	<.001	0.01	0.32	<.01	0.001	<.001	<.001	<.01	0.59	0.015	0.001	0.04	0.33	0.05	0.22	<.001	<.001
RE B6174	0.012	0.004	<.01	<.01	<2	<.001	<.001	0.01	0.32	<.01	0.001	<.001	<.001	<.01	0.59	0.016	0.001	0.04	0.33	0.04	0.22	<.001	<.001
RRE B617	0.012	0.004	<.01	<.01	<2	0.001	<.001	0.01	0.28	<.01	0.001	<.001	<.001	<.01	0.61	0.013	0.001	0.04	0.29	0.02	0.15	0.001	<.001
B617491	0.038	0.003	<.01	<.01	<2	0.001	<.001	0.01	0.31	<.01	0.001	<.001	<.001	<.01	0.63	0.012	0.001	0.05	0.34	0.09	0.27	<.001	0.001
B617492 (r	<.001	0.002	<.01	0.01	<2	0.006	0.001	0.05	3.46	<.01	0.006	<.001	0.001	<.01	0.59	0.052	0.004	1.05	2.09	0.05	0.31	<.001	<.001
B617493	0.057	0.003	<.01	<.01	<2	<.001	<.001	0.01	0.26	<.01	0.001	<.001	<.001	<.01	0.49	0.014	<.001	0.09	0.39	0.03	0.26	<.001	<.001
B617494	0.073	0.003	<.01	<.01	<2	0.001	<.001	0.01	0.34	<.01	0.002	<.001	<.001	<.01	0.69	0.024	0.001	0.11	0.41	<.01	0.24	<.001	<.001
B617495	0.057	0.004	<.01	<.01	<2	0.001	<.001	0.01	0.31	<.01	0.001	<.001	<.001	<.01	0.65	0.022	0.001	0.07	0.36	0.03	0.23	<.001	<.001
B617496	0.027	0.006	<.01	<.01	<2	0.001	<.001	0.01	0.33	<.01	0.001	<.001	0.001	<.01	0.35	0.018	0.001	0.05	0.32	0.06	0.22	<.001	<.001
B617497	0.049	0.007	<.01	<.01	<2	<.001	<.001	0.01	0.4	<.01	0.001	<.001	<.001	<.01	0.46	0.021	0.001	0.1	0.42	0.02	0.33	<.001	<.001
B617498	0.026	0.001	<.01	<.01	<2	0.001	<.001	0.01	0.25	<.01	0.001	<.001	<.001	<.01	0.44	0.008	0.001	0.06	0.34	0.07	0.25	<.001	<.001
B617499	0.044	0.002	<.01	<.01	<2	<.001	<.001	0.01	0.24	<.01	0.001	<.001	<.001	<.01	0.25	0.012	0.001	0.03	0.32	0.03	0.24	<.001	<.001
B617500	0.067	0.002	<.01	<.01	<2	<.001	<.001	<.01	0.19	<.01	0.001	<.001	<.001	<.01	0.22	0.009	0.001	0.02	0.27	<.01	0.21	<.001	<.001
B617501	0.068	0.002	<.01	<.01	<2	<.001	<.001	<.01	0.18	<.01	0.001	<.001	<.001	<.01	0.2	0.013	<.001	0.02	0.26	0.05	0.15	<.001	<.001

B617502	0.051	0.002	<.01	<.01	<2	0.001	<.001	0.01	0.21	<.01	0.001	<.001	<.001	<.01	0.18	0.009	0.001	0.01	0.3	0.04	0.26	<.001	<.001
B617503	0.015	0.004	<.01	<.01	<2	<.001	<.001	0.01	0.33	<.01	0.001	<.001	<.001	<.01	0.26	0.009	0.001	0.01	0.26	0.03	0.15	<.001	<.001
B617504	0.017	0.007	<.01	<.01	<2	<.001	<.001	0.01	0.41	<.01	0.001	<.001	<.001	<.01	0.26	0.01	0.001	0.02	0.31	0.07	0.2	<.001	<.001
B617505	0.038	0.002	<.01	<.01	<2	0.001	<.001	<.01	0.19	<.01	0.001	<.001	<.001	<.01	0.24	0.006	<.001	0.02	0.27	0.01	0.18	<.001	<.001
B617506	0.024	0.004	<.01	<.01	<2	<.001	<.001	0.01	0.25	<.01	0.001	<.001	<.001	<.01	0.18	0.014	0.001	0.02	0.29	0.05	0.2	<.001	<.001
B617507	0.011	0.003	<.01	<.01	<2	<.001	<.001	<.01	0.3	<.01	0.001	<.001	<.001	<.01	0.18	0.015	0.001	0.03	0.31	0.07	0.23	<.001	<.001
B617508	0.03	0.004	<.01	<.01	<2	<.001	<.001	<.01	0.35	<.01	0.001	<.001	0.001	<.01	0.12	0.013	0.001	0.01	0.26	0.02	0.2	<.001	<.001
B617509	0.014	0.007	<.01	<.01	<2	<.001	0.001	<.01	0.63	<.01	0.001	<.001	<.001	<.01	0.08	0.013	0.001	0.02	0.28	0.07	0.2	<.001	<.001
B617510	0.176	0.004	<.01	<.01	<2	<.001	<.001	<.01	0.33	<.01	0.001	<.001	<.001	<.01	0.18	0.008	0.001	0.02	0.27	0.03	0.24	<.001	<.001
B617511	0.021	0.004	<.01	<.01	<2	<.001	0.001	0.01	0.45	<.01	0.001	<.001	<.001	<.01	0.36	0.006	<.001	0.02	0.3	0.02	0.21	<.001	<.001
B617512	0.009	0.003	<.01	<.01	<2	<.001	<.001	0.01	0.57	<.01	0.001	<.001	<.001	<.01	0.12	0.006	0.001	0.02	0.26	0.03	0.21	<.001	<.001
B617513	0.015	0.003	<.01	<.01	<2	<.001	<.001	<.01	0.5	<.01	0.001	<.001	<.001	<.01	0.11	0.009	0.001	0.02	0.27	0.01	0.19	<.001	<.001
B617514	0.109	0.015	<.01	<.01	<2	0.001	<.001	<.01	0.4	<.01	0.001	<.001	<.001	<.01	0.17	0.008	<.001	0.03	0.25	0.05	0.19	<.001	<.001
B617515	0.012	0.018	<.01	<.01	<2	<.001	0.001	0.01	1.14	<.01	0.001	<.001	<.001	<.01	0.12	0.015	0.001	0.03	0.33	0.05	0.21	<.001	<.001
STANDAR	0.049	0.57	1.5	4.2	161	0.365	0.046	0.2	22.45	0.23	0.168	0.03	0.132	<.01	2.34	0.083	0.072	1.67	1.37	0.2	0.47	0.069	0.184
G-1	<.001	<.001	<.01	<.01	<2	<.001	0.001	0.06	2.19	<.01	0.01	<.001	<.001	<.01	0.75	0.088	0.001	0.6	1.43	0.23	0.71	<.001	<.001
B617516	0.03	0.053	<.01	<.01	<2	<.001	0.002	0.01	1.53	<.01	0.001	<.001	<.001	<.01	0.11	0.015	<.001	0.06	0.36	0.02	0.15	<.001	<.001
B617517	0.009	0.048	<.01	<.01	<2	<.001	0.002	0.01	1.76	<.01	0.001	<.001	<.001	<.01	0.1	0.016	<.001	0.08	0.4	0.05	0.11	<.001	<.001
B617518	0.012	0.183	<.01	<.01	<2	<.001	0.001	0.01	1.16	<.01	0.001	<.001	<.001	<.01	0.24	0.019	<.001	0.05	0.36	0.01	0.16	<.001	<.001
B617519	0.016	0.105	<.01	<.01	<2	<.001	<.001	0.01	0.48	<.01	0.002	<.001	<.001	<.01	0.21	0.017	0.001	0.03	0.24	0.04	0.11	<.001	<.001
RE B6175	0.016	0.109	<.01	<.01	<2	<.001	<.001	0.01	0.48	<.01	0.002	<.001	0.001	<.01	0.2	0.019	0.001	0.02	0.25	0.04	0.17	<.001	<.001
RRE B617	0.016	0.101	<.01	<.01	<2	<.001	<.001	0.01	0.5	<.01	0.002	<.001	0.001	<.01	0.22	0.017	0.001	0.03	0.26	0.05	0.15	<.001	<.001
B617520	0.011	0.109	<.01	<.01	<2	<.001	0.001	0.01	1.13	<.01	0.002	<.001	<.001	<.01	0.21	0.021	<.001	0.04	0.28	0.03	0.15	<.001	<.001
B617521	0.005	0.16	<.01	<.01	<2	<.001	0.001	0.01	0.93	<.01	0.001	<.001	<.001	<.01	0.14	0.015	0.001	0.04	0.28	0.07	0.14	<.001	<.001
B617522 (r	<.001	0.004	<.01	0.01	<2	0.005	0.001	0.04	3.33	<.01	0.004	<.001	<.001	<.01	0.47	0.048	0.004	0.94	2.06	0.01	0.24	<.001	<.001
B617523	0.002	0.009	<.01	<.01	<2	<.001	<.001	0.01	0.57	<.01	0.003	<.001	<.001	<.01	0.22	0.014	0.001	0.07	0.38	0.04	0.16	<.001	<.001
B617524	0.011	0.008	<.01	<.01	<2	<.001	<.001	0.01	0.43	<.01	0.002	<.001	<.001	<.01	0.19	0.01	<.001	0.02	0.25	0.08	0.11	<.001	<.001
B617525	0.019	0.011	<.01	<.01	<2	<.001	0.001	0.01	0.58	<.01	0.001	<.001	<.001	<.01	0.32	0.012	<.001	0.06	0.3	0.03	0.17	<.001	<.001
B617526	0.007	0.008	<.01	<.01	<2	<.001	<.001	0.01	0.53	<.01	0.002	<.001	<.001	<.01	0.38	0.018	<.001	0.06	0.35	0.02	0.2	<.001	<.001
B617527	0.006	0.006	<.01	<.01	<2	0.001	<.001	0.02	0.68	<.01	0.002	<.001	<.001	<.01	0.59	0.015	<.001	0.12	0.43	0.04	0.2	<.001	<.001
B617528	0.006	0.003	<.01	<.01	<2	<.001	<.001	0.01	0.45	<.01	0.003	<.001	<.001	<.01	0.46	0.013	0.001	0.13	0.47	0.07	0.18	<.001	<.001
B617529	0.006	0.004	<.01	<.01	<2	0.001	<.001	0.01	0.45	<.01	0.004	<.001	<.001	<.01	0.37	0.008	<.001	0.31	0.61	0.06	0.3	<.001	<.001
B617530	0.009	0.013	<.01	<.01	<2	<.001	0.001	0.01	0.58	<.01	0.001	<.001	<.001	<.01	0.36	0.017	<.001	0.11	0.38	0.02	0.19	<.001	<.001
STANDAR	0.049	0.572	1.5	4.2	158	0.362	0.046	0.2	22.33	0.22	0.17	0.029	0.13	<.01	2.32	0.083	0.071	1.63	1.39	0.18	0.5	0.072	0.176

APPENDIX IV – ECO TECH LABORATORIES CHECK ASSAYS

Ecotech No	Sample No	Ecotech %Mo	Acme %Mo	Difference
1	34130	0.071	0.073	0.002
2	34160	0.029	0.029	0
3	34190	0.025	0.02	-0.005
4	348760	0.138	0.116	-0.022
5	348790	0.049	0.047	-0.002
6	348830	0.011	0.009	-0.002
7	348860	0.019	0.016	-0.003
8	348890	0.045	0.039	-0.006
9	348730	0.002	0.002	0
10	349130	0.005	0.004	-0.001
11	349160	0.006	0.006	0
12	349190	0.008	0.008	0
13	349030	0.129	0.129	0
14	349060	0.033	0.026	-0.007
15	349090	0	0.009	0.009
16	614830	0	0.001	0.001
17	614930	0	0.001	0.001
18	348930	0	0	0
19	348960	0.072	0.079	0.007
20	348990	0.001	0.001	0
21	614730	0.019	0.019	0
22	614760	0.055	0.054	-0.001
23	614790	0	0	0
24	615030	0.017	0.019	0.002
25	615060	0	0	0
26	615090	0.107	0.118	0.011
27	615130	0.01	0.01	0
28	615160	0	0.001	0.001
29	614860	0.014	0.016	0.002
30	614960	0.086	0.093	0.007
31	614990	0.017	0.019	0.002
32	615190	0.015	0.018	0.003
33	615230	0.022	0.023	0.001
34	615260	0	0	0
35	615330	0.036	0.041	0.005
36	615290	0.004	0.005	0.001
37	615730	0.013	0.015	0.002
38	615430	0.006	0.008	0.002
39	615360	0.021	0.026	0.005
40	615390	0.009	0.011	0.002
41	615460	0.02	0.024	0.004
42	615490	0.064	0.073	0.009
43	615660	0.044	0.052	0.008
44	615530	0.008	0.009	0.001
45	615560	0.024	0.026	0.002
46	615590	0.033	0.038	0.005
47	615630	0.007	0.009	0.002
48	615690	0.081	0.095	0.014
49	616830	0.002	0.003	0.001

Ecotech No	Sample No	Ecotech %Mo	Acme %Mo	Difference
50	616860	0	0	0
51	616890	0.006	0.007	0.001

NEW CANTECH VENTURES INC.

LUCKY SHIP PROPERTY
MOLYBDENUM FLOTATION
BENCH-SCALE TESTWORK

February 2006

CEMI
Canadian Environmental & Metallurgical Inc.
6927 ANTRIM AVE.
BURNABY, BC V5J 4M5
CANADA

TABLE OF CONTENT

1.0 INTRODUCTION & SCOPE **1**

2.0 PROCEDURES **2**

2.1 Sample Preparation 2
2.2 Head Assays 2
2.3 Grinding and Screening 3
2.4 Flotation 3

3.0 RESULTS & DISCUSSION **4**

3.1 Head Assay 4
3.2 Bond Work Index 4
3.3 Flotation Results 4
3.3.1 Effect of Grind Size *5*
3.3.2 Molybdenum Distribution *6*

4.0 RECOMMENDATIONS **9**

5.0 APPENDICES **10**

1.0 INTRODUCTION & SCOPE

New Cantech Venture Inc's Lucky Ship Molybdenum Property located 75 km from Houston, British Columbia, contains significant molybdenum deposit averaging 0.163% MoS_2. In December 2005, Canadian Environmental & Metallurgical Inc. (CEMI) was contracted to conduct metallurgical tests using conventional flotation techniques in order to determine a suitable process for molybdenum recovery and provide a basic flowsheet for the Lucky Ship Molybdenum Project.

Sixty-six (66) assay sample rejects were supplied to CEMI for sample preparation, ore characterization, and flotation studies. Flotation tests were conducted on three composites prepared according to detailed instructions provided by New Cantech and outlined in the Section 2.0.

The approach taken in this preliminary study involved testing at different grind sizes to determine the effect of grind on molybdenum recovery and understand flotation reagent requirements. Laboratory flotation tests were conducted on ore samples milled in a wet laboratory rod mill.

2.0 PROCEDURES

Sixty-six assay sample rejects were supplied for the flotation testwork, as shown in the Receiving Log Sheets attached in Appendix A. As instructed by New Cantech, three test samples were prepared by taking a 1 kg sample from each sample reject.

COMPOSITE A.

South zone high-grade sample from hole LS-05-36 -220 to 270 meters

COMPOSITE B.

North zone low-grade sample from hole LS-05-48 -52 to 102 meters

COMPOSITE C.

North zone ore-grade sample from hole LS-05-48 -154 to 186 meters

2.1 Sample Preparation

The appropriate sample rejects were combined to prepare the composite samples for flotation testwork. The samples were combined according to the instructions provided by New Cantech and attached in Appendix A. The prepared composite was split into 2 kg sub-samples using a riffle splitter. A head sample was also split for analysis.

2.2 Head Assays

Assaying of the head samples, flotation products was done at Assayers Canada in Vancouver. Molybdenum was determined by Atomic Absorption (AA) after samples were digested in a strong mineral acids and minor elements were scanned using ICP-AES technique. Blanks and repeat samples were carried out with each batch of analysis for Quality Control and Quality Assurance (QA/QC) purposes.

The head assays were also calculated from flotation testwork by processing two kilogram samples through a flotation circuit and then weighing and assaying the individual products.

2.3 *Grinding and Screening*

Grinding was performed in an eight inch (8") diameter laboratory rod mill, by wet grinding 2.0 kilogram sample, at a 60% by weight solids content. Grind times between 12 and 18 minutes were used as to obtain a flotation feed size in the range of 40-80% passing 200 mesh (75 microns). As mentioned before, grind sizes were varied during testwork in order to understand the relationship between grind size and molybdenum recovery.

Screen analysis was carried out in a RoTap™. The sample was initially wet screened at 37 microns (400 Tyler® mesh). The +37 micron fraction was dried and screened through sieves stacked in ascending mesh sizes. Each sieve fraction was collected and weighed to determine the size distribution.

2.4 *Flotation*

The flotation tests were carried out using a Denver D-12 laboratory flotation machine. The impeller speed was set at the required rate according to the cell size and airflow was controlled as to maintain the froth level. The tests were conducted at ambient temperature (~ 20°C) using the reagent dosage as described below:

- Diesel was used as collector at an addition rate of 100 g/t added in the rod mill and a further dosage added to the flotation cell at the end of collecting after a set amount of time
- Pine oil was added to the flotation cell as frother as needed

All samples were assayed for Mo, Fe and S(Total).

3.0 RESULTS & DISCUSSION

Sample rejects for flotation tests arrived in CEMI in December 2005. The samples were logged in and the procedure for composite preparation as outlined in the previous section was followed.

3.1 Head Assay

As per the instructions provided by the client, a total of three (3) composites were prepared for flotation study. Aliquot from these composites were assayed for molybdenum and results are shown in Table 3-1. Calculated head assays from the flotation tests are also listed in Table 3-1.

Table 3-1. Composite Head Assays

Composite	Hole ID	Assay Head Mo (%)	Calc. Head* Mo (%)
A	LS-05-36- 220 to 270 m	0.121	0.130
B	LS-05-48- 52 to 102 m	0.028	0.031
C	LS-05-48- 154 to 186 m	0.084	0.081

**Averaged calculated head from all tests*

The head assay results show that Composite-A contains the highest grade of molybdenum at 0.121% Mo.

3.2 Bond Work Index

The Bond Work Index was not determined, however a similar ore treated in the same equipment at similar grind times and identical sample charge gave the following result

Bond Work Index (kWh/T basis): 14

3.3 Flotation Results

The flotation tests were conducted with 100 g/t of diesel fuel collector added to the grind mill. The duration for flotation stage was 6 minutes and pine oil was used as

frother to obtain stable froth. Following the initial collection stage, 25 g/t of diesel fuel was added to the flotation cell and conditioned for additional 2 minutes. The flotation concentration test results are summarized in Table 3-2 below. The results of the individual flotation tests and complete analysis results are presented in Appendix B.

Table 3-2. Flotation Concentration Results

Composite	Test #	Grind Time (min)	Grind Size % Passing 200 mesh	Assay Concentrate Mo (%)	Assay Tails Mo (%)	% Recovery
A	F1-A	15	64.8	5.390	0.008	94.2
A	F2-A	18	82.1	2.880	0.013	90.8
A	F3-A	15	73.0	4.880	0.010	92.1
B	F1-B	18	82.7	2.390	0.010	70.1
B	F2-B	15	69.8	1.060	0.003	89.7
C	F1-C	18	99.8	3.810	0.015	81.5
C	F2-C	15	88.2	3.220	0.010	87.9

Flotation tests were carried out on the test samples with grind time ranging from 15 minutes to 18 minutes. Molybdenum recovery of above 90% was achieved from all flotation tests conducted on Composite-A while recovery of above 85% was achieved for Composite-B and Composite-C containing 0.028% and 0.084% molybdenum in the feed respectively.

Based on these results, we can establish there is a direct correlation between grind size and molybdenum recovery.

3.3.1 Effect of Grind Size

Tests on all three composites show that the grind size affects the concentrate grade and recovery, as illustrated in Figure 3-1 below. The molybdenum recovery improved with coarser grind size and it was highest at 94.2% with 64.8% passing 200 mesh for Composite-A. The recovery was lower with 82% passing 200 mesh. This is better illustrated for Composite-B where molybdenum recovery was decreased by almost 20% as percent passing 200 mesh increased from 70% to 83%.

Figure 3-1. Molybdenum Recovery vs. Grind size

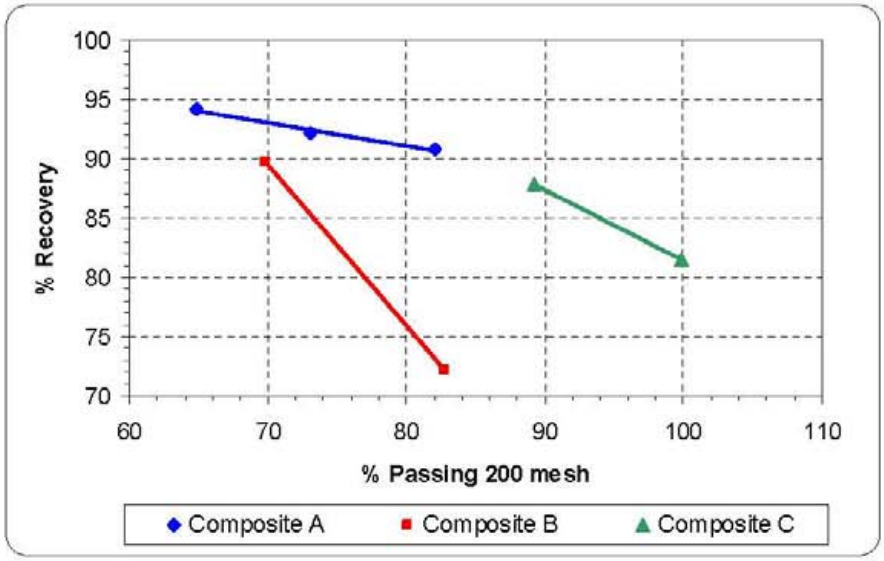

3.3.2 Molybdenum Distribution

In this test program, the feed samples and tailings for Composite-A and Composite-B were subjected to size analysis in order to determine the main value distribution in various size fractions. The results are summarized in Table 3-3 to 3-8 below. The results as shown in tables below indicate that majority of molybdenum occurs in the finer size fractions.

Table 3-3. Size-Analysis on Composite-A Feed – Test F3-A

Size Fraction		Weight	Assay			Distribution		
Mesh	Microns	%	% Mo	% Fe	S-Total %	% Mo	% Fe	S-Total %
+80	+180	5.4	0.028	1.18	0.10	1.4	5.7	2.0
-80 +100	-180 +150	4.0	0.023	1.21	0.18	0.8	4.3	2.6
-100 +150	-150 +106	16.1	0.040	1.08	0.18	5.9	15.6	10.5
-150	-106	73.2	0.137	1.13	0.32	91.9	74.3	84.9

Table 3-4. Size-Analysis on Composite-A Tails – Test F3-A

Size Fraction Mesh	Size Fraction Microns	Weight %	ASSAY Mo (%)	Distribution Mo (%)
+80	+180	6.4	0.005	5.1
-80 +100	-180 +150	4.5	0.005	3.1
-100 +150	-150 +106	18.3	0.005	14.4
-150	-106	70.9	0.007	77.3
Assay			0.010	
Calculated			0.005	

Table 3-5. Size-Analysis summary for Composite-A – Test F3-A

Size Fraction Mesh	Size Fraction Microns	Feed Mo (%)	Tailings Mo (%)	% Recovery by size fraction
+80	+180	0.028	0.005	81.1
-80 +100	-180 +150	0.023	0.005	80.0
-100 +150	-150 +106	0.04	0.005	87.0
-150	-106	0.137	0.007	94.7

Table 3-6. Size-Analysis on Composite-B Feed – Test F2-B

Size Fraction		Weight	Assay			Distribution		
Mesh	Microns	%	% Mo	% Fe	S-Total %	% Mo	% Fe	S-Total %
+80	+180	4.7	0.005	0.15	0.03	0.9	2.2	1.0
-80 +100	-180 +150	4.1	0.004	0.18	0.03	0.6	2.3	0.9
-100 +150	-150 +106	19.6	0.010	0.23	0.05	7.2	13.8	7.0
-150	-106	70.6	0.035	0.38	0.18	91.3	81.8	91.1

Table 3-7. Size-Analysis on Composite-B Tails – Test F2-B

Size Fraction Mesh	Size Fraction Microns	Weight %	ASSAY Mo (%)	Distribution Mo (%)
+80	+180	6.9	0.002	3.9
-80 +100	-180 +150	4.4	0.002	2.3
-100 +150	-150 +106	17.5	0.001	8.6
-150	-106	71.2	0.003	85.2
Assay			0.003	
Calculated			0.002	

Table 3-8. Size-Analysis summary for Composite-B – Test F2-B

Size Fraction		Feed	Tailings	% Recovery
Mesh	Microns	Mo (%)		by size fraction
+80	+180	0.005	0.002	68.0
-80 +100	-180 +150	0.004	0.002	62.5
-100 +150	-150 +106	0.01	0.001	86.0
-150	-106	0.035	0.003	90.3

4.0 RECOMMENDATIONS

As requested by New Cantech, preliminary flotation tests were conducted on the samples supplied to CEMI. Following conclusions can be made based on the flotation testwork.

- Molybdenum recovery of above 90% is possible by flotation
- Recovery is grind sensitive, coarser grind resulting in better molybdenum recovery for all three composite samples
- Further testwork should be conducted to optimize the flotation performance and increase the molybdenum recovery by fine tuning of reagent and grinding requirements
- More tests are recommended to improve the concentrate grade along with performing a pilot scale test study to collect more data for design and feasibility studies.

5.0 APPENDICES

A. Receiving Sample Log Sheet

B. Assay Certificates

C. Test Results

D. Basic Process Flowsheet

APPENDIX VI – ANALYTICAL RESULTS FOR BLANK SAMPLES

Sample Numer	Mo%	Cu%	Pb%	Zn%	Ni%	Mn%	Fe%	Sr%	Ca%	P%	Cr%	Mg%	Al%	Na%	K%	W%	Hg%	Re ppb
348735	<.001	0.001	<.01	0.01	0.004	0.05	4.03	0.007	0.92	0.044	0.006	0.96	2.23	0.06	0.12	<.001	<.001	<1
348761	0.001	0.001	<.01	0.01	0.004	0.05	3.96	0.007	0.95	0.043	0.006	0.83	2.25	0.08	0.17	<.001	<.001	<1
348781	<.001	0.001	<.01	0.01	0.004	0.05	3.87	0.007	0.91	0.043	0.006	0.86	2.21	0.07	0.15	<.001	<.001	1
348805	0.001	0.001	<.01	0.01	0.004	0.05	3.96	0.007	0.88	0.045	0.006	0.92	2.18	0.06	0.13	<.001	<.001	<1
348826	<.001	0.001	<.01	0.02	0.003	0.08	3.57	0.006	0.86	0.04	0.005	0.76	2.18	0.04	0.33	<.001	0.001	<1
348847	<.001	0.001	<.01	<.01	0.004	0.05	3.79	0.006	0.87	0.038	0.005	0.85	2.1	0.03	0.12	<.001	<.001	<1
348866	<.001	0.001	<.01	<.01	0.004	0.05	4.46	0.007	0.95	0.045	0.006	0.99	2.44	0.04	0.15	<.001	<.001	<1
348888	<.001	0.002	<.01	<.01	0.004	0.05	4.04	0.008	1.05	0.042	0.006	0.91	2.31	0.05	0.16	<.001	<.001	<1
348910	0.001	<.001	<.01	<.01	0.004	0.05	3.79	0.007	0.8	0.045	0.006	0.85	2.23	0.03	0.21	<.001	0.001	<1
348930	<.001	0.001	<.01	<.01	0.004	0.05	4.2	0.007	0.93	0.06	0.005	0.94	2.35	0.03	0.22	<.001	0.001	<1
348950	0.005	<.001	<.01	<.01	0.004	0.04	3.65	0.007	0.79	0.039	0.006	0.82	2.03	0.07	0.19	<.001	<.001	5
348970	0.002	0.001	<.01	<.01	0.003	0.05	4.05	0.007	0.93	0.043	0.006	0.88	2.19	0.08	0.19	<.001	<.001	1
348990	0.001	0.001	<.01	<.01	0.005	0.05	4.05	0.007	0.89	0.04	0.006	0.89	2.22	0.11	0.15	<.001	<.001	2
349010	**0.125**	**0.001**	**<.01**	**<.01**	**<.001**	**0.05**	**1.79**	**0.001**	**0.38**	**0.041**	**<.001**	**0.15**	**0.45**	**0.03**	**0.19**	**<.001**	**<.001**	**71**
349030	**0.129**	**<.001**	**<.01**	**<.01**	**<.001**	**0.01**	**1.23**	**0.002**	**0.33**	**0.025**	**<.001**	**0.06**	**0.31**	**0.06**	**0.28**	**<.001**	**<.001**	**83**
349050	**0.081**	**0.001**	**<.01**	**<.01**	**<.001**	**0.01**	**1.04**	**<.001**	**0.1**	**0.024**	**<.001**	**0.15**	**0.41**	**0.15**	**0.33**	**<.001**	**<.001**	**28**
349070	0.002	0.001	<.01	<.01	0.005	0.05	4.16	0.007	0.82	0.044	0.006	0.9	2.18	0.03	0.16	<.001	<.001	1
349090	<.001	<.001	<.01	<.01	0.004	0.05	4.26	0.007	0.94	0.05	0.006	0.94	2.29	0.04	0.13	<.001	<.001	<1
349109	0.001	0.001	<.01	<.01	0.004	0.05	4.13	0.007	0.94	0.043	0.006	0.9	2.2	0.09	0.15	<.001	<.001	1
349120	<.001	0.001	<.01	<.01	0.004	0.05	4.14	0.007	0.97	0.044	0.006	0.91	2.23	0.06	0.11	<.001	<.001	<1
349146	<.001	0.001	<.01	0.01	0.005	0.05	3.91	0.007	1	0.043	0.006	0.92	2.16	0.05	0.11	<.001	<.001	<1
349167	<.001	0.001	<.01	0.01	0.005	0.08	5.25	0.01	1.08	0.12	0.006	1.33	2.86	0.09	0.42	<.001	<.001	<1
349187	<.001	0.001	<.01	0.01	0.005	0.04	3.76	0.007	0.91	0.042	0.006	0.9	2.2	0.08	0.13	<.001	<.001	1
349200	<.001	0.001	<.01	0.01	0.004	0.05	3.88	0.006	0.84	0.04	0.006	0.92	2.17	0.05	0.13	<.001	<.001	<1
614721	<.001	0.001	<.01	0.01	0.004	0.05	3.92	0.008	0.97	0.064	0.006	0.93	2.26	0.06	0.12	<.001	<.001	<1
614751	<.001	0.001	<.01	0.01	0.005	0.05	3.72	0.007	0.82	0.041	0.005	0.87	2.14	0.05	0.13	<.001	<.001	1
614770	<.001	0.001	<.01	0.01	0.005	0.05	3.91	0.007	0.87	0.097	0.005	0.91	2.15	0.05	0.13	0.001	<.001	<1
614790	<.001	0.001	<.01	0.01	0.005	0.04	3.66	0.006	0.74	0.037	0.005	0.86	2.06	0.05	0.13	<.001	<.001	1
614810	0.001	0.001	<.01	0.01	0.004	0.04	3.86	0.007	0.93	0.043	0.006	0.9	2.2	0.06	0.11	<.001	<.001	<1
614830	0.001	<.001	<.01	<.01	0.005	0.06	4.61	0.008	0.96	0.051	0.007	1.02	2.4	0.04	0.16	<.001	0.001	<1
614850	<.001	0.001	<.01	0.01	0.005	0.05	4.38	0.008	0.87	0.048	0.006	1.02	2.4	0.07	0.14	<.001	<.001	<1
614870	0.001	0.001	<.01	<.01	0.005	0.05	3.96	0.007	0.92	0.038	0.006	0.87	2.18	0.03	0.15	<.001	<.001	<1
614910	0.001	0.001	<.01	<.01	0.004	0.05	4.11	0.007	0.95	0.044	0.006	0.88	2.26	0.1	0.17	<.001	<.001	<1
614930	0.001	<.001	<.01	<.01	0.004	0.05	4.07	0.008	0.92	0.04	0.007	0.88	2.49	0.19	0.25	<.001	<.001	<1
614959	0.001	0.001	<.01	<.01	0.004	0.05	3.97	0.007	0.84	0.042	0.006	0.89	2.28	0.03	0.14	<.001	<.001	<1
614980	0.001	0.001	<.01	<.01	0.004	0.05	3.98	0.008	0.88	0.044	0.006	0.89	2.24	<.01	0.13	<.001	<.001	1
615002	<.001	0.001	<.01	<.01	0.004	0.05	4.1	0.008	0.9	0.045	0.007	0.91	2.59	0.24	0.3	<.001	<.001	<1
615020	0.001	0.001	<.01	0.01	0.004	0.05	3.87	0.006	0.86	0.043	0.005	0.88	2.1	0.06	0.13	0.001	<.001	<1
615040	<.001	0.001	<.01	0.01	0.005	0.05	4.03	0.007	0.87	0.044	0.005	0.93	2.24	0.06	0.12	<.001	<.001	<1
615060	<.001	0.001	<.01	0.01	0.005	0.05	4.25	0.007	0.84	0.05	0.006	0.95	2.28	0.06	0.13	<.001	<.001	<1
615080	<.001	0.001	<.01	0.01	0.005	0.05	3.87	0.007	0.83	0.043	0.005	0.88	2.21	0.07	0.15	<.001	<.001	<1
615100	0.001	0.001	<.01	0.01	0.004	0.05	3.97	0.007	0.95	0.042	0.006	0.92	2.23	0.07	0.14	<.001	<.001	1
615120	<.001	0.001	<.01	0.01	0.004	0.04	3.85	0.007	0.91	0.041	0.006	0.9	2.14	0.06	0.12	<.001	<.001	<1
615140	<.001	0.001	<.01	0.01	0.005	0.05	4.07	0.006	0.84	0.042	0.006	0.94	2.22	0.06	0.14	0.001	<.001	<1
615160	0.001	0.001	<.01	0.01	0.005	0.05	4.17	0.007	0.91	0.049	0.006	0.98	2.36	0.05	0.12	<.001	<.001	2
615180	<.001	0.001	<.01	<.01	0.005	0.05	3.93	0.008	0.89	0.04	0.006	0.88	2.2	0.08	0.14	<.001	<.001	<1

Sample Numer	Mo%	Cu%	Pb%	Zn%	Ni%	Mn%	Fe%	Sr%	Ca%	P%	Cr%	Mg%	Al%	Na%	K%	W%	Hg%	Re ppb
615200	<.001	0.001	<.01	<.01	0.005	0.05	3.62	0.007	0.88	0.041	0.006	0.81	2.08	0.1	0.15	<.001	<.001	<1
615220	<.001	0.001	<.01	<.01	0.005	0.05	3.94	0.007	0.9	0.041	0.006	0.89	2.18	0.1	0.17	<.001	<.001	<1
615240	0.001	<.001	<.01	<.01	0.004	0.05	4.07	0.01	0.98	0.052	0.006	0.9	2.39	0.08	0.18	<.001	<.001	1
615260	<.001	0.001	<.01	<.01	0.005	0.05	4.15	0.007	0.86	0.045	0.006	0.94	2.28	0.05	0.18	<.001	<.001	<1
615280	<.001	0.001	<.01	0.01	0.005	0.04	3.69	0.008	0.86	0.042	0.006	0.88	2.44	0.16	0.25	0.001	<.001	<1
615320	<.001	0.001	<.01	0.01	0.004	0.05	4.05	0.006	0.84	0.041	0.005	0.92	2.13	0.05	0.13	<.001	<.001	1
615342	<.001	0.001	<.01	0.01	0.004	0.04	3.89	0.008	0.86	0.041	0.005	0.91	2.17	0.05	0.13	<.001	<.001	<1
615346	<.001	0.001	<.01	0.01	0.004	0.04	3.81	0.007	0.93	0.041	0.006	0.9	2.15	0.06	0.11	0.001	<.001	<1
615365	0.001	0.001	<.01	0.01	0.004	0.04	3.57	0.006	0.82	0.04	0.006	0.86	2.01	0.05	0.13	<.001	<.001	<1
615387	<.001	0.001	<.01	0.01	0.004	0.05	4.02	0.007	1.03	0.044	0.006	0.92	2.19	0.05	0.11	<.001	<.001	<1
615422	<.001	0.001	<.01	<.01	0.005	0.05	3.71	0.007	0.92	0.044	0.006	0.79	2.06	0.03	0.11	<.001	<.001	<1
615449	<.001	0.001	<.01	0.01	0.004	0.05	3.89	0.007	0.96	0.044	0.006	0.89	2.17	0.06	0.11	<.001	<.001	1
615462	<.001	0.001	<.01	0.01	0.004	0.05	3.73	0.007	0.8	0.041	0.006	0.85	2.09	0.05	0.12	<.001	<.001	1
615489	0.001	0.001	<.01	0.01	0.004	0.04	3.5	0.008	0.84	0.038	0.005	0.81	2.1	0.05	0.12	<.001	<.001	2
615516	0.001	0.001	<.01	0.01	0.004	0.04	3.7	0.007	0.82	0.04	0.006	0.89	2.07	0.06	0.13	<.001	<.001	1
615552	<.001	0.001	<.01	0.01	0.005	0.05	3.99	0.008	0.86	0.041	0.006	0.92	2.24	0.05	0.14	<.001	<.001	<1
615571	<.001	0.001	<.01	0.01	0.005	0.05	3.88	0.008	0.85	0.052	0.006	0.91	2.22	0.05	0.14	<.001	<.001	<1
615598	0.001	0.001	<.01	0.01	0.004	0.05	3.85	0.007	0.86	0.045	0.006	0.89	2.19	0.05	0.13	<.001	<.001	1
615634	<.001	0.001	<.01	<.01	0.005	0.05	3.94	0.008	0.84	0.043	0.006	0.9	2.24	0.09	0.14	<.001	<.001	<1
615656	<.001	<.001	<.01	<.01	0.006	0.05	4.03	0.007	0.79	0.045	0.006	0.9	2.15	0.08	0.15	<.001	<.001	<1
615679	<.001	0.001	<.01	<.01	0.005	0.05	3.82	0.007	0.88	0.045	0.006	0.8	2.16	0.09	0.11	<.001	<.001	1
615698	0.001	0.001	<.01	<.01	0.004	0.06	4.05	0.007	0.92	0.05	0.006	0.84	2.22	0.08	0.15	<.001	<.001	1
615716	<.001	0.001	<.01	0.01	0.004	0.04	3.93	0.007	0.9	0.045	0.006	0.92	2.14	0.07	0.12	0.001	<.001	<1
615738	0.001	0.001	<.01	0.01	0.005	0.05	3.79	0.007	0.82	0.045	0.006	0.78	2.07	0.06	0.15	<.001	<.001	<1
616705	0.001	0.001	<.01	<.01	0.004	0.06	3.84	0.006	0.85	0.048	0.005	0.77	2.04	0.14	0.21	<.001	<.001	<1
616730	<.001	0.002	<.01	<.01	0.001	0.06	3.31	0.004	0.82	0.041	0.003	0.63	1.59	0.14	0.2	<.001	<.001	<1
616748	<.001	0.001	<.01	<.01	0.005	0.05	3.92	0.008	0.93	0.042	0.007	0.84	2.35	0.08	0.13	<.001	<.001	<1
616760	<.001	0.001	<.01	<.01	0.005	0.05	3.88	0.008	0.94	0.043	0.006	0.8	2.25	0.04	0.12	<.001	<.001	<1
616788	0.001	0.001	<.01	<.01	0.005	0.05	4.03	0.008	0.88	0.051	0.006	0.84	2.27	0.06	0.15	<.001	<.001	3
616821	<.001	0.001	<.01	0.01	0.004	0.04	3.43	0.007	0.84	0.039	0.005	0.88	2.07	0.06	0.13	<.001	0.001	1
616842	<.001	0.001	<.01	0.01	<.001	0.11	5.05	0.003	1.55	0.065	0.001	1.07	1.62	0.11	0.06	<.001	<.001	1
616860	<.001	0.001	<.01	0.01	0.004	0.05	3.76	0.008	0.9	0.047	0.007	0.93	2.24	0.07	0.15	<.001	<.001	<1
616889	0.001	0.002	<.01	<.01	0.003	0.07	3.21	0.008	5.29	0.068	0.003	0.87	1.83	0.06	0.21	<.001	<.001	<1
616973	0.001	0.001	<.01	<.01	0.005	0.04	3.05	0.003	0.7	0.04	0.004	0.9	1.67	<.01	0.26	<.001	<.001	<1
616987	0.001	0.002	<.01	<.01	0.004	0.04	3.1	0.004	0.94	0.044	0.004	0.82	1.7	0.03	0.22	<.001	<.001	1
617005	0.001	0.001	<.01	<.01	0.005	0.04	3.48	0.003	0.81	0.044	0.004	1.03	1.89	<.01	0.21	<.001	<.001	1
617028	0.001	0.001	<.01	<.01	0.004	0.04	3.48	0.006	0.76	0.045	0.004	1.01	1.88	<.01	0.24	<.001	<.001	1
617047	0.001	0.003	<.01	<.01	0.006	0.04	3.24	0.007	0.81	0.047	0.004	0.93	1.86	<.01	0.19	<.001	<.001	1
617070	<.001	0.002	<.01	<.01	0.005	0.04	3.43	0.004	0.89	0.045	0.004	0.98	2.05	<.01	0.31	<.001	<.001	1
617095	<.001	0.002	<.01	0.01	0.005	0.05	3.89	0.004	0.86	0.047	0.005	1.11	2.36	<.01	0.34	<.001	<.001	2
617122	<.001	0.001	<.01	<.01	0.004	0.05	3.44	0.007	1.14	0.047	0.005	1.04	2.09	0.06	0.29	<.001	<.001	1
617141	0.001	0.002	<.01	0.01	0.005	0.04	3.17	0.003	0.38	0.053	0.004	0.89	2.07	<.01	0.33	<.001	<.001	<1
617170	<.001	0.002	<.01	0.01	0.005	0.04	3.25	0.006	0.49	0.047	0.004	0.94	2.07	0.06	0.29	<.001	<.001	1
617186	<.001	0.002	<.01	<.01	0.005	0.05	3.13	0.006	1	0.051	0.004	0.86	2	0.01	0.32	<.001	<.001	<1
617205	0.001	0.002	<.01	<.01	0.006	0.05	3.08	0.005	0.62	0.049	0.004	0.83	1.96	<.01	0.3	<.001	<.001	2
617235	<.001	0.002	<.01	0.01	0.007	0.05	3.16	0.005	0.8	0.05	0.004	0.87	1.76	0.01	0.24	<.001	<.001	1
617259	<.001	0.002	<.01	<.01	0.005	0.04	3.07	0.005	0.62	0.049	0.004	0.85	1.96	0.02	0.35	<.001	<.001	1
617286	0.002	0.002	<.01	0.01	0.005	0.04	3.32	0.005	0.45	0.052	0.004	0.87	1.84	0.04	0.27	<.001	<.001	1

Sample Numer	Mo%	Cu%	Pb%	Zn%	Ni%	Mn%	Fe%	Sr%	Ca%	P%	Cr%	Mg%	Al%	Na%	K%	W%	Hg%	Re ppb
617309	<.001	0.002	<.01	0.01	0.006	0.04	3.21	0.005	0.55	0.046	0.004	0.88	1.96	0.02	0.29	<.001	<.001	<1
617335	<.001	0.001	<.01	0.01	0.006	0.04	3.15	0.005	0.52	0.052	0.004	0.88	1.9	0.05	0.33	<.001	<.001	2
617356	<.001	0.002	<.01	0.01	0.007	0.04	3.16	0.004	0.45	0.05	0.004	0.88	1.85	0.06	0.29	<.001	<.001	
617388	<.001	0.002	<.01	0.01	0.005	0.04	3.11	0.006	0.52	0.047	0.004	0.88	1.83	0.06	0.34	<.001	<.001	
617415	<.001	0.002	<.01	0.01	0.005	0.04	3.21	0.005	0.51	0.052	0.004	0.9	1.94	0.08	0.33	<.001	<.001	
617437	0.001	0.002	<.01	<.01	0.004	0.13	2.61	0.007	3.61	0.056	0.003	0.75	1.53	0.04	0.32	<.001	<.001	
617471	<.001	0.001	<.01	0.01	0.005	0.04	3.13	0.004	0.52	0.053	0.004	0.87	1.78	0.07	0.27	<.001	<.001	
617492	<.001	0.002	<.01	0.01	0.006	0.05	3.46	0.006	0.59	0.052	0.004	1.05	2.09	0.05	0.31	<.001	<.001	
617522	<.001	0.004	<.01	0.01	0.005	0.04	3.33	0.004	0.47	0.048	0.004	0.94	2.06	0.01	0.24	<.001	<.001	