Ministry of Energy, Mines & Petroleum Resources
Mining & Minerals Division
BC Geological Survey

Assessment Report
Title Page and Summary

TYPE OF REPORT [type of survey(s)]: Geological, geochemical and diamond drilling **TOTAL COST:** $2,548,743

AUTHOR(S): Henry J. Awmack, P.Eng. **SIGNATURE(S):**

NOTICE OF WORK PERMIT NUMBER(S)/DATE(S): MX-1-642/June 2, 2011 **YEAR OF WORK:** 2011

STATEMENT OF WORK - CASH PAYMENTS EVENT NUMBER(S)/DATE(S): 5152284/Dec. 9, 2011, 5155791/Jan. 16, 2012, 5165783/Jan. 16, 2012

PROPERTY NAME: Thorn

CLAIM NAME(S) (on which the work was done): 501261, 501282, 502741, 502743, 502745, 502746, 502747, 502748, 502749, 502750, 502775, 502778, 502779, 502801, 502803, 502815, 502817, 502821, 504172, 504173, 509580, 509581

COMMODITIES SOUGHT: Au, Ag, Cu, Pb, Zn

MINERAL INVENTORY MINFILE NUMBER(S), IF KNOWN: 104-K-18, 31, 83, 116

MINING DIVISION: Atlin **NTS/BCGS:** 104K/10E, 10W

LATITUDE: 58 ° 32 ' " **LONGITUDE:** 132 ° 47 ' " **(at centre of work)**

OWNER(S):
1) Kiska Metals Corporation 2)

MAILING ADDRESS:
575-510 Burrard Street
Vancouver, BC, V6C 3A8

OPERATOR(S) [who paid for the work]:
1) Brixton Metals Corporation 2)

MAILING ADDRESS:
409 Granville St., Suite 1411
Vancouver, BC, V6C 1T2

PROPERTY GEOLOGY KEYWORDS (lithology, age, stratigraphy, structure, alteration, mineralization, size and attitude):
high-sulphidation veins, breccia pipe, Cretaceous intrusions, Windy Table volcanic rocks

REFERENCES TO PREVIOUS ASSESSMENT WORK AND ASSESSMENT REPORT NUMBERS: 21530, 23612, 26433, 27120, 27379, 27673, 28151, 10532, 21756, 21907, 29771, 28196, 16310, 25725, 15477, 22141, 2512, 27589, 19326, 11923, 12654, 16726, 2537

Next Page

TYPE OF WORK IN THIS REPORT	EXTENT OF WORK (IN METRIC UNITS)	ON WHICH CLAIMS	PROJECT COSTS APPORTIONED (incl. support)
GEOLOGICAL (scale, area)			
Ground, mapping	1:2500		20,000
Photo interpretation			
GEOPHYSICAL (line-kilometres)			
Ground			
Magnetic			
Electromagnetic			
Induced Polarization			
Radiometric			
Seismic			
Other			
Airborne			
GEOCHEMICAL (number of samples analysed for...)			
Soil	159 (Au + 35 element ICP)		20,000
Silt	2 (Au + 35 element ICP)		500
Rock	104 (Au + 35 element ICP)		20,000
Other			
DRILLING (total metres; number of holes, size)			
Core	5682.37m; 21 holes; NQ & NQ2		2,488,243
Non-core			
RELATED TECHNICAL			
Sampling/assaying			
Petrographic			
Mineralographic			
Metallurgic			
PROSPECTING (scale, area)			
PREPARATORY / PHYSICAL			
Line/grid (kilometres)			
Topographic/Photogrammetric (scale, area)			
Legal surveys (scale, area)			
Road, local access (kilometres)/trail			
Trench (metres)			
Underground dev. (metres)			
Other			
		TOTAL COST:	2,548,743

BC Geological Survey
Assessment Report
32769

Brixton Metals Corporation

2011 GEOLOGICAL, GEOCHEMICAL AND DIAMOND DRILLING REPORT ON THE THORN PROPERTY

Located in the Sutlahine River Area, British Columbia
Atlin Mining Division
NTS 104K/7W, 10W
BCGS 104K.046, 047, 056, 057, 066, 067, 076
58° 34' North Latitude
132° 50' West Longitude

-prepared for-

BRIXTON METALS CORPORATION
Suite 609, 540 West 2nd Street
Vancouver, British Columbia, Canada
V6J 1H2

-prepared by-

Henry Awmack, P.Eng.
EQUITY EXPLORATION CONSULTANTS LTD.
Suite 200, 900 West Hastings St.
Vancouver, British Columbia, Canada
V6C 1E5

February 17, 2012

EQUITY

TABLE OF CONTENTS

TABLE OF CONTENTS 1
LIST OF APPENDICES 2
LIST OF TABLES 2
LIST OF FIGURES 3
1.0 SUMMARY 4
2.0 INTRODUCTION 5
3.0 RELIANCE ON OTHER EXPERTS 5
4.0 PROPERTY DESCRIPTION AND LOCATION 5
5.0 ACCESSIBILITY, CLIMATE, LOCAL RESOURCES, INFRASTRUCTURE, PHYSIOGRAPHY 8
5.1 Accessibility 8
5.2 Local Resources and Infrastructure 8
5.3 Physiography and Climate 9
6.0 HISTORY 9
6.1 2011 Exploration Program 14
7.0 GEOLOGICAL SETTING 15
7.1 Regional Geology 15
7.2 Geochronology 17
7.2.1 U/Pb Dating of Zircons from Plutonic and Volcanic Rocks 17
7.2.2 Ar/Ar Dating of Sericite 18
7.3 Property Geology 18
7.3.1 Lithologic Units 18
7.3.2 Structure 20
7.3.3 Alteration 21
8.0 MINERALIZATION 21
8.1 Oban Breccia Mineralization 23
8.2 High-Sulphidation Vein Systems 23
8.2.1 Camp Creek Corridor 23
8.2.2 Talisker Zone 23
8.2.3 Lagavulin Vein 24
8.2.4 La Jaune Fault 25
8.2.5 Cragganmore Zone 27
8.3 Amarillo Creek 27
8.4 G Zone 28
8.5 VTEM Conductor B 29
9.0 2011 DIAMOND DRILLING 29
9.1 Talisker Zone 32
9.2 MP Vein 34
9.3 F Zone 34
9.4 B Zone/Lagavulin Vein 35
9.5 Balvenie Zone 35
9.6 G Zone 35
9.7 Oban Zone 36
9.8 I Zone 36
9.9 C Zone 37
10.0 GEOCHEMISTRY 37

10.1 Soil Geochemistry....37
10.2 Silt Geochemistry....39
10.3 Rock Geochemistry....39
11.0 DISCUSSION AND CONCLUSIONS....40

LIST OF APPENDICES

Appendix A: References
Appendix B: Statement of Expenditures
Appendix C: Diamond Drill Hole Logs
Appendix D: Rock Sample Descriptions
Appendix E.1: Certificates of Analysis (Drill Core Samples)
Appendix E.2: Certificates of Analysis (Rock, Soil and Silt Samples)
Appendix F: Quality Control / Quality Assurance
Appendix G: Engineer's Certificate

LIST OF TABLES

Table 1: Tenure Data....5
Table 2: Thorn Exploration Programs South of the Sutlahine River....9
Table 3: Thorn Exploration Programs North of the Sutlahine River....13
Table 4: Thorn Lithologic Units....18
Table 5: Balvenie Zone Mineralization....26
Table 6: Cragganmore Zone Mineralization....27
Table 7: Amarillo Creek Float....28
Table 8: Mineralization in Gee & Gelb Creeks....28
Table 9: 2011 Diamond Drilling Survey Data....30
Table 10: Significant Drill Intersections....30
Table 11: Soil Geochemistry Percentiles....37
Table 12: Soil Geochemistry Correlation Coefficients....38
Table 13: Anomalous Soil Samples....38
Table 14: Significant Rock Analyses (>0.3 g/t Au)....40

LIST OF FIGURES

Figure 1: Location Map 6
Figure 2: Tenure Map 7
Figure 3: Regional Geology 16
Figure 4: Mineralized Zones 22
Figure 5: Property Geology, 2011 Mapping and Drill Holes ..... Pocket
Figure 6: Lagavulin Vein dip slope, along Camp Creek looking ~020° 24
Figure 7: Gossanous outcrop in Camp Creek 25
Figure 8: Balvenie Zone panoramic photo 26
Figure 9: Balvenie Zone, looking ENE along strike 26
Figure 10a: Drill Section of DDH THN11-41 (Talisker Zone) ..... Pocket
Figure 10b: Drill Section of DDH THN11-42 (Talisker Zone) ..... Pocket
Figure 10c: Drill Section of DDH THN11-43 (Talisker Zone) ..... Pocket
Figure 10d: Drill Section of DDH THN11-51 (Talisker Zone) ..... Pocket
Figure 10e: Drill Section of DDH THN11-55/THN11-56 (Talisker Zone) ..... Pocket
Figure 10f: Drill Section of DDH THN11-59 (Talisker Zone) ..... Pocket
Figure 10g: Drill Section of DDH THN11-61 (Talisker Zone) ..... Pocket
Figure 10h: Drill Section of DDH THN11-44/THN11-45 (MP Vein) ..... Pocket
Figure 10i: Drill Section of DDH THN11-46 (F Zone) ..... Pocket
Figure 10j: Drill Section of DDH THN11-47 (F Zone/Lagavulin Vein) ..... Pocket
Figure 10k: Drill Section of DDH THN11-48 (F Zone/Lagavulin Vein) ..... Pocket
Figure 10l: Drill Section of DDH THN11-49 (B Zone) ..... Pocket
Figure 10m: Drill Section of DDH THN11-50 (Balvenie Zone) ..... Pocket
Figure 10n: Drill Section of DDH THN11-52 (G Zone) ..... Pocket
Figure 10o: Drill Section of DDH THN11-53 (Oban Zone) ..... Pocket
Figure 10p: Drill Section of DDH THN11-57/THN11-60 (Oban Zone) ..... Pocket
Figure 10q: Drill Section of DDH THN11-54 (I Zone) ..... Pocket
Figure 10r: Drill Section of DDH THN11-58 (C Zone) ..... Pocket
Figure 11a: Soil Geochemistry – Gold ..... Pocket
Figure 11b: Soil Geochemistry – Silver ..... Pocket
Figure 11c: Soil Geochemistry – Copper ..... Pocket
Figure 12a: Silt and Rock Geochemistry (North) – Gold ..... Pocket
Figure 12b: Silt and Rock Geochemistry (North) – Silver ..... Pocket
Figure 12c: Silt and Rock Geochemistry (North) – Copper ..... Pocket
Figure 13a: Silt and Rock Geochemistry (South) – Gold ..... Pocket
Figure 13b: Silt and Rock Geochemistry (South) – Silver ..... Pocket
Figure 13c: Silt and Rock Geochemistry (South) – Copper ..... Pocket

1.0 SUMMARY

The Thorn property consists of 22 contiguous map-selection claims covering 190 square kilometres ("km^2) of mountainous terrain in northwestern British Columbia, 130 kilometres ("km") southeast of Atlin. Access is by fixed-wing aircraft to an airstrip adjacent to the property and then by helicopter, with the nearest road 50 km to the southeast. Brixton Metals Corporation ("Brixton") is earning a 51-65% interest in the property from Rimfire Minerals Corporation ("Rimfire"), which owns it outright, subject to net smelter return ("NSR") royalties that vary from nil to 3.5%, depending on location.

The Thorn property has been sporadically explored since the early 1960's. Rimfire optioned the core of the property in 2000, flew an airborne geophysical survey and carried out geological and geochemical fieldwork which identified a silver ("Ag") - gold ("Au") - copper ("Cu") high-sulphidation vein system and an Ag-Au - lead ("Pb") - zinc ("Zn") -bearing breccia pipe. Between 2002 and 2005, Rimfire and its joint venture partners carried out extensive induced polarization ("IP") surveying and four diamond drill programs totalling 3,840 metres in 32 holes. In 2010, Brixton optioned the Thorn property and commissioned an airborne geophysical survey over its east-central portion. Brixton's 2011 drill program on the Thorn property forms the subject of this report.

The Thorn high-sulphidation vein system is hosted by feldspar-quartz-biotite-phyric diorite of the Late Cretaceous (ca. 93 million year ("Ma")) Thorn Stock, which intrudes Upper Triassic Stuhini Group volcanic and sedimentary rocks. A second Late Cretaceous magmatic event deposited subaerial volcanic rocks of the Windy Table Suite nonconformably upon the Thorn Stock between ca. 85–81 Ma, coeval with a second stage of plutonism. All known high-sulphidation veining is hosted within the Thorn Stock; other styles of mineralization predominate elsewhere on the property. In the high-sulphidation system, individual veins and vein swarms are enveloped by 1–100 metre ("m") wide zones of intense sericite-clay-pyrite alteration. These zones are flanked by narrower bands of weak clay-sericite-chlorite alteration within weakly chloritized porphyry. Veins strike dominantly 060°-100° and dip steeply to the south. The veins comprise quartz, pyrite, enargite, tetrahedrite and rarely pyrargyrite/proustite; surface rock samples have assayed up to 22.1 grams per tonne ("g/t") Au and 2414 g/t Ag. Recent $^{40}Ar/^{39}Ar$ age dating indicates that the high sulphidation veins formed late in the Cretaceous magmatic event at ~79 Ma, following unroofing of the Thorn Stock and deposition of the nonconformably overlying Windy Table volcanic rocks.

The 300 m diameter Oban breccia pipe is hosted within, and cuts the Thorn Stock. It contains significant matrix-hosted, Ag-rich, pyrite-sphalerite-boulangerite mineralization in several holes, with intersections grading up to 38.6 metres @ 1.22 g/t Au and 188 g/t Ag.

The 2011 diamond drill program on the Thorn property consisted of 21 drill holes for a total of 5682.37 m of NQ and NQ2 core. This drilling, directed primarily at high-sulphidation vein targets and secondarily at the Oban Breccia:

- expanded the mineralized zone at Talisker from 200 m to 500 m strike length, with the best 2011 intersection grading 1.41 g/t Au over 49.78 m (THN11-51);
- confirmed the presence of unconformity-related mineralization in one of the four holes testing the contact between the Thorn Stock and the nonconformably overlying Windy Table volcanic rocks. THN11-56 intersected 0.9 m grading 12.35 g/t Au and 138 g/t Ag in intensely silicified Thorn Stock starting less than 2 m below the unconformity;
- intersected substantially higher near-surface grades (95.08 m grading 628 g/t Ag, 1.71 g/t Au, 3.31% Pb and 2.39% Zn in THN11-60) in the Oban breccia pipe than previously-drilled holes nearby;
- showed increasing Au and Cu grades at depth within the Oban Breccia, exemplified by the intersection of 18.58 m grading 4.1 g/t Au, 0.93% Cu and 103 g/t Ag in THN11-57, starting at a vertical depth of 201 metres below surface;
- confirmed the presence of a broad fault/vein zone at the I Zone, including 1.75 m grading 7.14 g/t Au and 245 g/t Ag in THN11-54;

- intersected narrow Cu-rich veins at depth corresponding to the MP Vein, including 0.74 m grading 4.14% Cu, 384 g/t Ag and 1.22 g/t Au in THN11-45;
- downgraded the concept of a mineralized northwesterly-trending feeder structure along La Jaune Creek. Two holes tested this concept at the Balvenie Zone and the MP Vein without success.

In 2011, a total of 104 rock samples, 159 soil samples, and 2 silt samples were collected from the Thorn property. Mapping and rock sampling were conducted in various locations within the Thorn Stock, illuminating the structural setting of the veins and leading to development of several 2011 drill targets. Nineteen rock samples returned values with greater than 0.3 g/t Au, with the highest grading 20.90 g/t Au and 1100 g/t Ag. Silt and soil sampling were concentrated on the ridges north of the Sutlahine River, yielding generally low geochemical values.

2.0 INTRODUCTION

This report has been prepared to detail the results of the 2011 Thorn exploration program and to fulfill assessment requirements for the British Columbia Ministry of Mines, Energy and Petroleum Resources. Information in this report was derived from exploration work carried out by Equity personnel between 2000 and 2011, on publicly-available assessment reports, on private reports from early programs which were not filed for assessment, on government maps and publications and on an unpublished M.Sc. thesis by Adam Simmons. Appendix A contains a complete list of references.

3.0 RELIANCE ON OTHER EXPERTS

The author did not rely on other experts regarding legal, environmental, political, or other such issues.

4.0 PROPERTY DESCRIPTION AND LOCATION

The Thorn property lies in the Coast Range Mountains of northwestern British Columbia, approximately 130 km southeast of Atlin, 120 km northwest of Telegraph Creek and 160 km west of Dease Lake (Figure 1). It lies within the Atlin Mining Division, centred at 58º 34’ north latitude and 132º 50’ west longitude.

The Thorn property consists of 22 contiguous MTO map-selection claims covering 189.8 km^2, as summarized in Table 1 (Figure 2). Claim boundaries are defined by map position (latitudes and longitudes), forming a seamless grid, and have not been surveyed. The claims do not overlap any pre-existing legacy claims.

Table 1: Tenure Data

Tenure	Expiry Date	Area (hectares)
501261	2021/dec/31[1]	1336.350
501282	2021/dec/31[1]	1351.952
502741	2021/dec/31[1]	1013.271
502743	2021/dec/31[1]	929.370
502745	2021/dec/31[1]	928.838
502746	2021/dec/31[1]	1282.246
502747	2021/dec/31[1]	1299.004
502748	2021/dec/31[1]	607.684
502749	2021/dec/31[1]	404.688
502750	2021/dec/31[1]	1148.120
502775	2021/dec/31[1]	1213.627
502778	2021/dec/31[1]	1061.928

BRIXTON METALS CORP.

THORN PROPERTY

LOCATION MAP

EQUITY	Date: FEB 2012	Scale: 1:8,000,000	Figure
	U.T.M. Zone UTM 8 - NAD83	Mining District ATLIN	1
	N.T.S. 104K/10	State/Province BC	

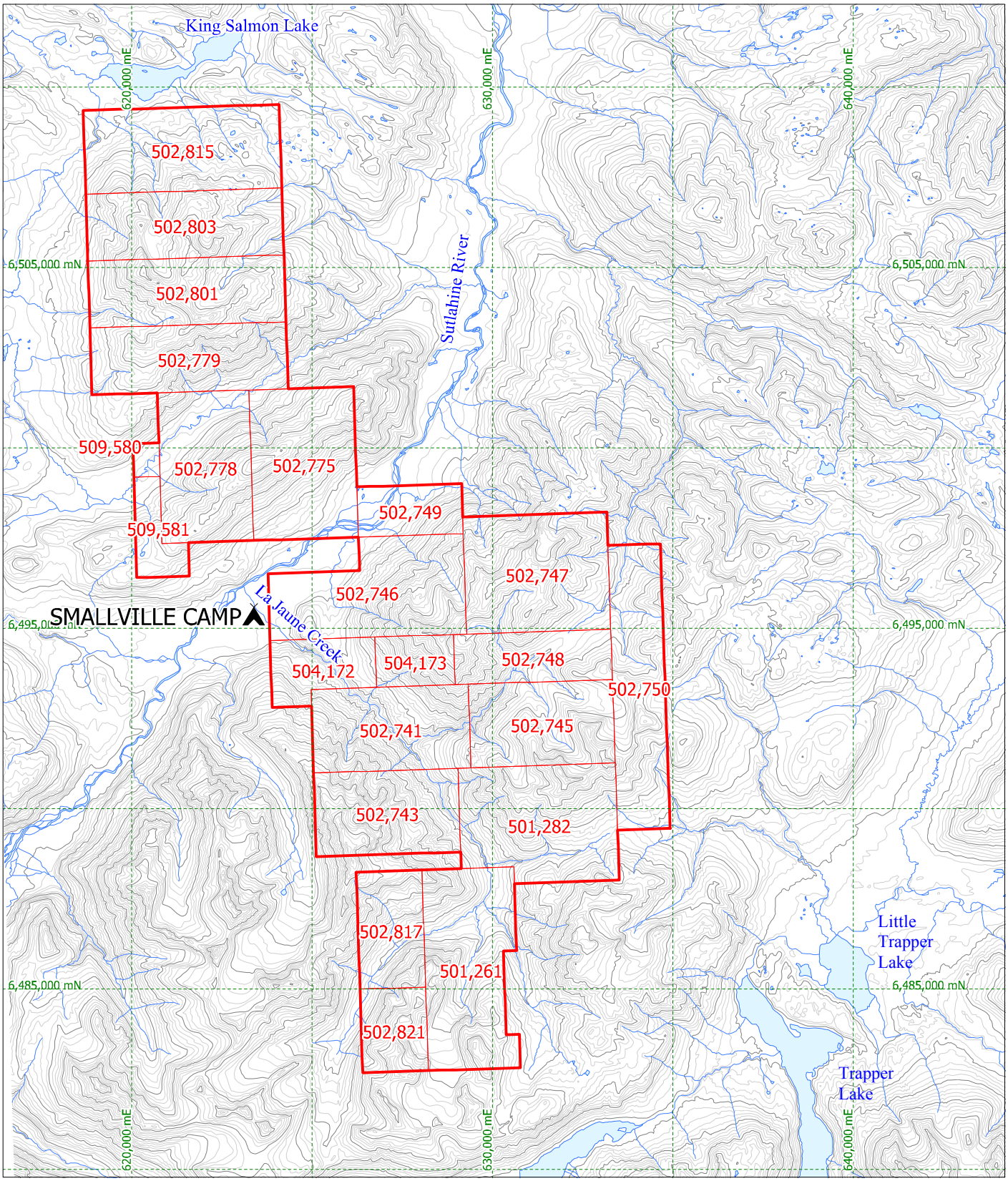

10 km

BRIXTON METALS CORP.

THORN PROPERTY

TENURE MAP

EQUITY	Date: FEB 2012	Scale: 1:150,000	Figure
	U.T.M. Zone: UTM 8 - NAD83	Mining District: ATLIN	2
	N.T.S.: 104K/07,10	State/Province: BC	

Table 1: Tenure Data (continued)

Tenure	Expiry Date	Area (hectares)
502779	2021/dec/31[1]	1010.602
502801	2021/dec/31[1]	1010.129
502803	2021/dec/31[1]	1009.638
502815	2021/dec/31[1]	1261.375
502817	2021/dec/31[1]	591.891
502821	2021/dec/31[1]	423.076
504172	2021/dec/31[1]	455.771
504173	2021/dec/31[1]	303.841
509580	2021/dec/31[1]	67.421
509581	2021/dec/31[1]	269.823
	Total	18980.645

[1]Subject to approval of assessment work covered by this report

The Thorn claims are owned 100% by Rimfire, a subsidiary of Kiska Metals Corporation, subject to various NSR royalties that vary from nil to 3.5%, depending upon location. In 2010, Rimfire granted Brixton an option to earn up to 65% interest in the property through cash payments, share issuances and exploration expenditures.

Surface rights over the Thorn property are owned by the Province of British Columbia. No significant surface disturbance or any major environmental liabilities were noted during the 2011 exploration program. Exploration permits must be obtained from the British Columbia Ministry of Energy, Mines and Petroleum Resources prior to carrying out future mechanized exploration programs.

5.0 ACCESSIBILITY, CLIMATE, LOCAL RESOURCES, INFRASTRUCTURE, PHYSIOGRAPHY

5.1 Accessibility

The Thorn property lies in the Coast Range Mountains of northwestern British Columbia, approximately 130 km southeast of Atlin, 120 km northwest of Telegraph Creek and 160 km west of Dease Lake. Access to the property is by helicopter from bases in Atlin or Dease Lake. Float planes can land on Trapper Lake and Little Trapper Lake (each 10 km southeast of the Thorn) and King Salmon Lake (20 km north of the Thorn). The past-producing Golden Bear Mine, 50 km to the southeast, provides the closest road access, although the mine closed in 2001 and the road's current condition is not known.

During 2011, Bob Smallwood developed an airstrip and camp immediately west of the Thorn property, near the intersection of the Sutlahine River and La Jaune Creek (Figure 2). The airstrip is long enough to service Twin Otters, and currently represents the best access to the Thorn claims, with helicopter set-outs to the property.

5.2 Local Resources and Infrastructure

The towns of Atlin, Telegraph Creek and Dease Lake, each of which has a population under 2,000, provide basic services such as motels, gas stations, grocery stores, air charter services and some heavy equipment. Whitehorse, located 230 kilometres to the northwest of the Thorn property, is the nearest large centre with a full range of services and personnel; it has daily scheduled flights to Vancouver and Calgary.

There is currently no source of high-voltage electricity in the vicinity of the Thorn property; Atlin, Telegraph Creek and Dease Lake are not currently connected to the BC Hydro grid. Surface rights are held by the Province of British Columbia and should be available for mining operations. Water is abundant throughout the property. Until a potentially economic deposit is found, the availability and suitability of tailings storage areas, waste dump areas, heap leach pad areas and processing plant sites cannot be evaluated.

5.3 Physiography and Climate

The main part of the Thorn property covers the lower part of a major tributary (La Jaune Creek) which flows northwesterly into the Sutlahine River, itself a tributary of the Inklin and Taku Rivers (Figure 2). La Jaune Creek and some of its tributaries form deeply incised canyons within generally rugged and glaciated terrain. Another portion of the property extends northward along a broad ridge for 12 km north of the Sutlahine River towards King Salmon Lake. Elevations range from 340 metres on the Sutlahine River flood-plain to over 2100 metres on several peaks. The high-sulphidation veins which provided the focus of recent exploration lie between 500 and 900 metres in elevation, predominantly on the east side of La Jaune Creek.

Most of the property is below treeline, which lies at about 1200 m, and is covered by mature hemlock, spruce and locally fir with open patches of devil's club and tag alder. A forest fire in 2004 burned an area on the east side of La Jaune Creek in the vicinity of the high-sulphidation veins. Both summer and winter temperatures are moderate although annual rainfall may exceed 200 centimetres ("cm") and several metres of snow commonly fall at higher elevations. The property can be worked from early June until late October.

6.0 HISTORY

Tables 2 and 3 summarize all known exploration work carried out on the ground currently comprising the Thorn property. Table 2 covers work done south of the Sutlahine River and Table 3 covers work done north of the Sutlahine River. The exploration has generally been carried out by different operators and directed at different target types in the two areas.

Table 2: Thorn Exploration Programs South of the Sutlahine River

Program/Zones	Geochemistry	Geophysics	Drilling	Reference
Kennco (1959) A?	silts, rocks			(Barr, 1989)
Julian (1963) A, B, C	300 soils, rocks	Ground: magnetics	4 DDH (EQ): 71m	(Adamson, 1963); BCDM Annual Report (1963, p. 6)
Julian (1964) A, B, C, D, E, F, G, H, I, J, K, L, M, P, Q, Cirque, West	N/A	Ground: IP		(Adamson, 1964)
Julian (1965) A, B, E, F, G, I, P, Q, West	rocks	Ground: IP, magnetics	5 DDH (EQ): 244m	(Adamson, 1965a)
Julian (1965) Cirque	N/A	Ground: IP, magnetics	2 DDH (EQ): 61m 6 DDH (BQ): 828m	(Adamson, 1965b)
American Uranium (1969) B, C, L, M	57 silts, 143 soils, rocks	Ground: magnetics		(Sanguinetti, 1969)
American Uranium (1969) Cirque	300 soils, rocks	Ground: magnetics		(Sanguinetti, 1969)
J.R. Woodcock (1981)	11 silts, 31 rocks			(Woodcock, 1982)
Chevron (1982) Outlaw				(Brown and Shannon, 1982)
Inland Recovery (1983) B, D	37 silts, 435 soils, 5 rocks	Ground: VLF-EM		(Wallis, 1983)

Table 2: Thorn Exploration Programs South of the Sutlahine River (continued)

Program/Zones	Geochemistry	Geophysics	Drilling	Reference
Chevron (1983) Outlaw	208 soils, 42 rocks			(Walton, 1984)
Inland Recovery & American Reserve (1986) B, Catto			8 DDH (NQ): 688 m	(Woodcock, 1987)
Chevron (1987) Outlaw			4 DDH (HQ/NQ): 654m	(Moffat and Walton, 1987), (Walton, 1987)
Shannon (1989) Outlaw	heavy minerals			(Cann and Lehtinen, 1991)
Gulf International (1989)	rocks			N/A
Glider (1991) Outlaw	469 soils, 232 rocks		(4 DDH? - undocumented)	(Cann and Lehtinen, 1991)
International Corona (1992)	41 rocks			(Rye, 1992)
Clive Aspinall (1994) B, Catto			Core sampling	(Aspinall, 1994)
Kohima Pacific (1998) B, Catto, MP	2 rocks		Core sampling	(Poliquin and Poliquin, 1998)
Rimfire (2000) A, B, E, F, G, I, L, MP, Tamdhu, Catto, Whiz, Cirque, Outlaw, Bungee	20 silts, 553 soils, 121 rocks, 9 whole rocks	384 line-km airborne EM, magnetics	Core sampling	(Awmack, 2000); (Smith, 2000)
First Au & Rimfire (2002) D, F, I, L, Tamdhu, Oban, Glenlivet, Cardhu	10 silts, 71 rocks		7 DDH (ATW): 498m, 248 samples	(Awmack, 2003);(Lewis, 2002); (Lang and Thompson, 2003)
Cangold & Rimfire (2003) B, D, F, K, (Glenlivet, Jim Beam, Knockando) M, Oban, Cirque, Outlaw, Son of Cirque	28 silts, 133 soils, 231 rocks		8 DDH (ATW): 876m, 455 samples	(Baker, 2004)
Cangold & Rimfire (2004) A, B, K, L, D Tamdhu, Balvenie, Cutty Sark, Cragganmore, Outlaw, Oban, Talisker	73 silts, 452 soils, 129 rocks	31.1 line-km IP, 7.5 line-km HLEM	12 DDH (BTW): 1810 m, 860 samples	(Baker, 2005)
Cangold & Rimfire (2005) Cragganmore, G.K., Talisker, Balvenie, Cutty Sark, Outlaw	50 silts, 350 soils, 391 rocks	17.4 line-km IP/Res	5 DDH (BTW): 656m, 521 samples	(Baker and Simmons, 2006)
Brixton (2010)		467 line-km airborne EM, magnetics		(Baker, 2010); (Awmack, 2011); (Venter et al., 2010)

Table 2: Thorn Exploration Programs South of the Sutlahine River (continued)

Program/Zones	Geochemistry	Geophysics	Drilling	Reference
Brixton (2011) Talisker, Oban, I, MP, F, Balvenie, C	23 rocks, 3 soils		21 DDH (NQ2 & NQ): 5,682.37m, 3581 samples	Current report
Totals	>286 silts, >3,353 soils, >1,278 rocks, 9 whole rocks	Ground: magnetics, IP Airborne: EM, magnetics	82 DDH: 12,068.37m (39,594.42')	

The earliest known work on the Thorn property was carried out by Kennco Explorations (Western) Limited in 1959 during a regional exploration program. Kennco took a Cu-anomalous silt sample from the mouth of Camp Creek and followed it 1000 m upstream, where they took a "37 m chip sample across a silicified zone containing massive pyrite at a fault-controlled contact between chert breccia and volcanic fragmentals [which] assayed 0.34% Cu, 3.5 oz silver/ton and 0.04 oz gold/ton" (Barr, 1989). It is not clear to which showing this refers, although it was likely the A Zone.

Julian Mining Company, the Canadian arm of Anaconda, staked the Thorn property in 1963. They carried out three field seasons of mapping and prospecting, discovering 17 mineral showings of three main types: quartz-pyrite-tetrahedrite-enargite veins (Zones B, C, D, F, I, L and M); structurally-controlled chalcopyrite-pyrite-quartz±arsenopyrite veins and replacement zones (Zones A, E, G and H) and areas of widespread, low-grade disseminated chalcopyrite (J, P and Cirque Zones). Limited diamond drilling was carried out in 1963 (4 holes; 71 m) and 1965 (4 holes; 179 m) on the A Zone, a quartz-barite-chalcopyrite-pyrite vein immediately south of the Thorn Stock. The best A Zone core intersection graded 2.40% Cu, 201 g/t Ag and 1.4 g/t Au over 2.4 m. The B Zone consisted of six large angular quartz boulders with finely disseminated sulphides which averaged 1.20% Cu, 6.9 g/t Au and 275 g/t Ag. One hole (65 m) was drilled upslope from the boulders in 1965, without intersecting their source. The porphyry-style Cirque Zone, on the current Thorn 3 and 4 claims, was discovered in 1964. Following magnetic, IP and soil geochemical surveys, it was drilled in 1965 (8 holes; 889 m), with the best intersection grading 0.19% Cu and 0.07% MoS_2 over 10.7 m. The remaining zones were evaluated by hand-trenching, chip sampling, limited soil sampling and reconnaissance magnetic and induced polarization survey lines (Adamson, 1963; Adamson, 1964, 1965a, b).

In 1969, American Uranium Limited carried out work on two small claim groups: the Ink, which covered the Thorn enargite-pyrite-tetrahedrite veins near the mouth of Camp Creek and the Lin over the Cirque Zone. Mapping of the Ink claims identified altered quartz-feldspar porphyry of the Thorn Stock to extend at least 2500 m down La Jaune Creek from the mouth of Camp Creek, accompanied by Cu-bearing silt samples. Their best trench assayed 8.6 g/t Au and 312 g/t Ag (with only 0.03% Cu) across 3.7 m of the B Zone. On the Cirque Zone, American Uranium outlined a coincident Cu+Mo soil geochemical anomaly over an area 500 m in diameter (Sanguinetti, 1969).

The Thorn showings were re-staked as the Daisy claims in 1981 by J. R. Woodcock, who carried out limited silt sampling and collected rock samples for geochemical and petrographic analysis (Woodcock, 1982). In 1983, Inland Recovery Group Ltd. acquired the Daisy claims and carried out mapping, soil sampling and VLF-EM surveying near the junction of Camp and La Jaune creeks. The soil grid consisted of an 800 m base-line trending 060° with perpendicular cross-lines spaced 50 m apart and sampled at 25 m intervals. Strong Ag+Au+Cu±Zn soil geochemical anomalies were revealed along Camp Creek and extending 600 m westerly from the B Zone (Wallis, 1983; Woodcock, 1986).

In 1986, Inland Recovery and American Reserve Mining Corp. drilled eight holes from three drill sites within the soil geochemical anomaly extending west from the B Zone. Core was altered and variably mineralized throughout, but only the highest-grade sections were split and analyzed. The best intersection was reported as 2.77 m grading 3.78% Cu, 2.0 g/t Au and 153 g/t Ag, taken from hole 86-6; unsampled intervals within reported sections were assumed to be barren (Woodcock, 1987).

In 1989, the Daisy claims were optioned to Gulf International Minerals who carried out poorly-documented chip sampling of some pyrite-enargite-tetrahedrite showings. No assays are available from this work and the claims were allowed to lapse. International Corona Corporation staked the Stress 1–3 claims adjacent and SW of the Daisy claims and conducted three days of reconnaissance mapping and collected 41 rock samples in 1992 (Rye, 1992).

The Thorn showings were re-staked in 1993 as the Check-mate claim by Clive Aspinall of Atlin. The following year, he split an additional 31 core samples from the 1986 drilling, commissioned petrographic analysis of six core specimens and a float boulder and re-interpreted the 1986 drill sections (Aspinall, 1994). Kohima Pacific Gold Corporation staked the Stuart 1-3 claims in 1997 and optioned the Check-mate claim in 1998. Kohima discovered the MP Vein near the mouth of Camp Creek; this massive pyrite-enargite vein assayed 6.88% Cu and 179.0 g/t Ag across 0.5 m. An additional 11 core samples were taken from the 1986 drilling and 84 PIMA readings were taken from holes 86-1, 86-3 and 86-6, showing the predominance of illite, pyrophyllite and dickite in altered core (Poliquin and Poliquin, 1998).

Chevron Canada Limited staked the Outlaw 1–4 claims immediately southeast of Woodcock's Daisy claims in 1981. In 1982, Chevron ran soil lines up ridges and over a rough grid at 200 x 100 m spacing, indicating the presence of a strong Au+Ag+As+Sb+Cu+Pb soil geochemical anomaly over an area of 400 x 1,600 m (Brown and Shannon, 1982). The following year, a 50 x 50 m soil grid was sampled over the heart of the anomaly. Five trenches were blasted across an easterly-trending quartz-arsenopyrite-tourmaline vein, encountering only low gold and silver values (Walton, 1984). In 1985, five more trenches were blasted further east in a zone of intense clay alteration coincident with high As-Sb soil geochemical values, but no data was filed for assessment. In 1987, four holes were drilled along one section from two sites within this clay alteration zone. Drill hole O-5 had the best gold intersection of 8.3 g/t over 0.95 m, with many other assays in the range of 1–3 g/t Au throughout the core. Antimony and arsenic were highly anomalous and could be correlated to stibnite and arsenopyrite in the core (Walton, 1987).

In 1988, Shannon Energy Ltd. optioned the Outlaw property and carried out heavy mineral analysis of talus and silt samples, but no work was filed. Glider Developments Inc. acquired the property in 1991 and laid out 12.4 line-km of soil grid over the heart of Chevron's soil geochemical anomaly. Vuggy quartz-pyrite-galena vein float from the clay alteration zone drilled by Chevron assayed up to 22.9 g/t Au (Cann and Lehtinen, 1991). Glider may also have drilled four holes on the Outlaw, but this work was never recorded and has not been confirmed.

Rimfire Minerals optioned the Check-mate and Stuart claims in February 2000 and carried out an airborne magnetic/EM geophysical survey in July. Resistivity lows outlined the alteration flanking the high-sulphidation veins and extended them out under till blankets, while 26 weak EM conductors were identified in covered areas near altered porphyry and known veins. Fieldwork later that summer focused on the high-sulphidation veining within the Thorn Stock, resulting in the location and sampling of several previously reported zones and the discovery of two major new veins (Tamdhu and Catto). Soil samples were collected over an area measuring 1,500 x 1,600 m, on 25 x 100 m centres from lines trending 230° across the Thorn Stock. These defined several strong multi-element soil geochemical anomalies, only some of which could be explained by known mineralization. All remaining unsampled core from the 1986 diamond drilling was split and analysed (Awmack, 2000).

In March 2002, First Au Strategies Corp. optioned the Thorn property from Rimfire and conducted two stages of exploration that summer which focused on locating Julian's mineralized zones, following up the 2000 soil geochemical anomalies and drill-testing several high-sulphidation vein systems. Results from the Tamdhu Vein were 1.65 m grading 3.7% Cu, 3.1 g/t Au, 454 g/t Ag; and from the I Zone were 2.3 m grading 3.2 g/t Au and 101 g/t Ag. Prospecting within a soil geochemical anomaly resulted in discovery of the Oban breccia pipe and its matrix-hosted sphalerite-boulangerite mineralization. Subsequently, drilling within the Oban revealed pyritic breccia with weakly anomalous As, Pb and Zn, but no sphalerite-boulangerite mineralization was encountered in drill core (Awmack, 2003).

During 2003, Cangold Limited (formerly First Au Strategies) conducted mechanical trenching and drilling of the Oban breccia. Five holes on the Oban Zone intersected significant amounts of pyrite-

sphalerite-boulangerite mineralization; the best intersection was 38.6 metres @ 1.22 g/t Au and 188 g/t Ag (Baker, 2004).

During 2004, Cangold conducted two stages of exploration on the Thorn property, interrupted by a forest fire. A preliminary stage of ground geophysics (IP and HLEM) revealed two new linear chargeability zones subparallel to the Camp Creek Corridor, which hosts the F, Tamdhu and MP veins, among others. A variety of geological and geophysical targets were drilled during the second stage. Drilling on the Oban Zone put limits on its extent and significance, but a hole into one of the chargeability anomalies yielded 56.1 metres @ 1.27 g/t Au in the Talisker Zone (Baker, 2005).

The 2005 program by Cangold and Rimfire consisted of further IP coverage to the north of the 2004 survey, initial mapping and sampling of the Windy Table volcanics and further drilling directed at geophysical targets. Of particular note was hole THN05-37, which intersected 4.2 metres @ 4.44 g/t Au, 408 g/t Ag and 2.95% Cu in the Talisker Zone (Baker and Simmons, 2006). In 2005, Adam Simmons completed his M.Sc. thesis on the geology and geochronology of the Thorn property and surrounding area, enhancing understanding of the relative timing of intrusion and exhumation of the Thorn Stock, deposition of the Windy Table volcanics and emplacement of polymetallic mineralization in the Oban breccia pipe and the Thorn high-sulphidation vein systems (Simmons, 2005).

During 2010 Geotech Ltd. was carried out a helicopter-borne VTEM/magnetic survey over 467.3 line-kilometres of the east-central part of the Thorn property in an attempt to see through the Windy Table rocks to hypothesized high-sulphidation alteration zones in the underlying Thorn Stock. Lines were generally oriented at 140º/320º, with tie-lines at 050º/230º. Lines were spaced 200 metres apart over most of the survey area but were spaced 100 metres apart over a 1.2 x 5.4 km area encompassing the known extent of the Thorn high-sulphidation vein/alteration corridors and the Oban Breccia. A previously unrecognized, broad conductive zone was located approximately 2,000 metres northwest of the Talisker corridor and parallel to it. It was thought to represent another high sulphidation alteration/veining corridor within the Thorn Stock below its nonconformity with the Windy Table volcanic rocks (Awmack, 2011).

Table 3: Thorn Exploration Programs North of the Sutlahine River

Program	Geochemistry	Geophysics	Drilling	Reference
Taku (1969)	silts			(White, 1970)
Taku (1970)		Ground: 64 km magnetics		(White, 1970)
Noranda (1986)	14 silts, 12 talus fines, 22 rocks, 4 panned concentrates			(Reid, 1987)
Cominco (1988)	rocks			(Smith, 1989)
Cominco (1989)	10 silts, 56 soils, 11 rocks			(Smith, 1989)
Solomon (1990)	13 silts, 250 soils, 57 rocks			(Aspinall, 1991)
Omega Gold (1991)	23 silts, 84 soils, 43 rocks			(Chapman, 1991)
Rimfire (2004)	22 silts, 278 soils, 40 rocks			(Simmons, 2004)
Barrick (2005)	silts, soils, rocks			(Mann and Newton, 2006)
Rimfire (2007)	19 rocks			(Duncan, 2008)
Brixton (2011)	2 silts, 156 soils, 81 rocks			Current report
Totals	>84 silts, 12 talus fines, 824 soils, >273 rocks, 4 panned concentrates	Ground: 64 km magnetics		

The earliest recorded work on the Thorn property north of the Sutlahine River was carried out in 1969 by the Taku Syndicate, a 5-company joint venture. No data is available from this program, but White (1970) reported Cu and Mo silt anomalies in creeks “radiating from slopes of the cirque valley”. Taku carried out a ground magnetic survey over this area the following year, distinguishing vertical, northeast-trending magnetic lineations corresponding to magnetic feldspar porphyry dykes.

Noranda carried out a one-day reconnaissance of the same ground in 1986 (Reid, 1987). They reported bleached and silicified zones flanking felsic dykes with maximum values of 70 ppb Au, 13.2 ppm Ag, 1.3% Pb and 6200 ppm As.

Cominco Limited conducted a regional reconnaissance program in 1988. It is not known how many samples and from where sampling was conducted, however a sample of quartz-arsenopyrite vein was collected on the Bryar property (now Tenures 502778, 509580 and 509581), which assayed 17.043 g/t Au (Smith, 1989). The ground was staked in 1989 and Smith (1989) described several thin quartz-arsenopyrite-pyrite veins that were predominantly hosted in quartz-biotite-feldspar porphyry, which itself intruded into and hornfelsed Lower to Middle Jurassic Laberge Group clastic sedimentary rocks. Smith (1989) noted that these veins are less abundant in the sedimentary rocks, but that soil anomalies were recorded outside of the known mineralized gossans.

Solomon staked a package of King claims north of the Sutlahine River in 1990 corresponding to the western half of the Thorn claims and extending westward. They concentrated on two gossans, Zone C in the same cirque where Taku and Noranda did their work and Zone A further north and discovered several narrow polymetallic veins and fault zones (Aspinall, 1991).

In 1991, Omega carried out limited mapping and geochemical sampling on their claim group immediately east of Solomon's King property (Chapman, 1991).

In 2004, Rimfire carried out reconnaissance mapping and sampling in two areas, discovering gold-bearing silicified vein breccias associated with Late Cretaceous dykes on the broad ridge south of Little Salmon Lake (Simmons, 2004). The following year, Barrick optioned the claims north of the Sutlahine River from Rimfire and evaluated argillic and advanced argillic ASTER targets for their high-sulphidation potential using PIMA and conventional geochemical methods, without much success (Mann and Newton, 2006).

In 2007, Rimfire carried out limited chip and channel sampling to evaluate the vein breccias discovered in 2004 south of Little Salmon Lake, with the best site returning 0.30 g/t Au over 12.0 metres (Duncan, 2008).

6.1 2011 Exploration Program

The 2011 exploration program consisted of drilling, prospecting and surface sampling (soils, silts, rocks), and geological mapping. The majority of the work was completed out of Smallville – a new camp and airstrip established in early June 2011 immediately west of the Thorn property, near the junction of La Jaune Creek and the Sutlahine River (Figure 2). From mid-September until the end of the program (October 10th) the field crew was based in the 2005 Thorn Camp on the property. Air support was provided by a Hughes 500D helicopter on contract from Prism Helicopters of Pitt Meadows, British Columbia. Fixed wing support to the Smallville strip was provided by Atlin Air Charters of Atlin, British Columbia, Alkan Air of Whitehorse, Yukon Territory, and Tintina Air Inc. of Whitehorse, Yukon Territory. A magnetic declination of 21°25'E was used for all compass measurements. All maps and UTM coordinates are referenced to 1983 North American Datum (NAD-83), Zone 8.

Drilling was carried out from mid-June to early October, with 21 holes drilled into various vein targets and the Oban breccia pipe, for a total of 5682.37 m drilled and 3581 core samples collected. Full Force Diamond Drilling Ltd. of Peachland, British Columbia did the majority of the drilling using their Hydracore 2000 flyable drill with NQ2-size tools. More Core Diamond Drilling Services Ltd. of Stewart, British Columbia drilled three holes at the end of the program using their hydraulic flyable drill with NQ-size tools.

Drill core was logged (Appendix C), sawn and sampled on site at a core facility located beside the Smallville Camp. Down-hole surveys were conducted using a Reflex EZ Shot tester taking readings at 50 m intervals from the base of the hole to the top. The QA/QC program included blank, standard and duplicate material inserted into the sample stream at varying intervals (Appendix F). The blank samples were composed of limestone landscape rock from Canadian Tire and were inserted every 20th sample. The standard material included CDN-ME-11, CDN-ME-12 and CDN-ME-17 from CDN Resource Laboratories Ltd. of Langley, British Columbia, and these were alternately inserted every 20th sample. The duplicate samples were of two types: field-dup and prep-dup. The field duplicate consisted of quartered core, with two quarters

sent as two unique samples, while the preparation duplicate (where the laboratory tests itself) included one half core sample, followed by an empty bag with a sample tag indicating to the lab to run a preparation duplicate. The duplicate samples were alternately inserted every 40th sample. Core was cross-stacked at the core processing facility at the Smallville Camp at 623,455 mE / 6,495,340 mN.

Mapping focused on high-sulphidation vein targets within the Thorn Stock, particularly the Camp Creek corridor and Eye Creek, the Balvenie Zone, and Cragganmore (near the Amarillo – La Jaune creek intersection).

The majority of surface sampling and prospecting was conducted on the two ridges north of the Sutlahine River. Moss-mat and conventional (un-sieved) silt samples were taken from creeks encountered during the course of mapping, prospecting and soil sampling. Rock samples were collected from altered and mineralized boulders and outcrops. Sites of rock and silt samples were marked with pink and blue flagging tape and an aluminum tag. Rock sample descriptions are attached in Appendix D. Soil samples were collected from several contour soil lines, with sample sites marked with orange and blue flagging tape and a weather- and fade-proof Tyvex tag.

Core, rock, soil and silt samples were analyzed by ALS Minerals Labs of North Vancouver for Au (fire assay) and 35-element ICP (aqua regia digestion). Laboratory certificates are attached in Appendices E.1 and E.2. Pulp assays were carried out for high geochemical values of Au, Ag, Pb or Zn; the assays were used for plotting and calculations. “Metallics” assays for Au were carried out on rejects when initial geochemical values exceeded 10,000 ppb Au. The procedures, results and conclusions of the analytical QA/QC program are summarized in Appendix F.

7.0 GEOLOGICAL SETTING

7.1 Regional Geology

The Thorn property is underlain by part of the accreted Stikine Terrane comprising mid-Paleozoic and Triassic island arc successions and Late Triassic and Jurassic sedimentary rocks of the Whitehorse Trough. After accretion, bimodal Late Cretaceous to Eocene volcanoplutonic complexes were superimposed on Stikinia and underlie part of the property (Figure 3). The Late Cretaceous rocks form a distinct northwest-trending belt on the eastern margin of the Coast Plutonic Complex (Mihalynuk et al., 2003; Simmons et al., 2005). The most recent regional mapping around the Thorn property was carried out during 1958–60 at a scale of 1:250,000 (Souther, 1971). Mihalynuk et al. (1995) of the BCGS mapped the adjacent 1:50,000 map sheet to the west, providing additional insight into stratigraphic relationships and ages through Ar/Ar and U/Pb geochronology.

Souther (1971) mapped a broad band of Upper Triassic Stuhini Group rocks in the vicinity of the Thorn property, comprising mainly submarine basaltic volcanic rocks with minor volcanic sandstone, wacke and siltstone. It should be noted that on the NTS sheet west of the Thorn, the subaerial portion of Souther’s Stuhini Group was reassigned to the Sloko Group by Mihalynuk et al (1995). Souther differentiates a “King Salmon Formation” dominated by well-bedded clastic sedimentary rocks within the Stuhini Group; the formational designation has since been abandoned. During this program sedimentary rocks associated with the Stuhini Group were noted. However it is difficult to correlate units over great distances due to lack of marker horizons and rapid lateral facies variations, deposition on surfaces with major paleotopographic relief and disruption by later faults (Mihalynuk, 1999).

The upper Stuhini Group is characterized by Upper Triassic limestone and lesser sandstone, argillite and chert of the Sinwa Formation. The Sinwa Formation, in turn, is disconformably overlain by the Lower to Middle Jurassic clastic sedimentary rocks of the Laberge Group (Mihalynuk, 1999; Mihalynuk et al., 1995; Mihalynuk et al., 1994; Simmons et al., 2005). Souther subdivided the Laberge Group into coarse clastic rocks of a near-shore facies (Takwahoni Formation) and finer clastic rocks of an off-shore facies (Inklin Formation).

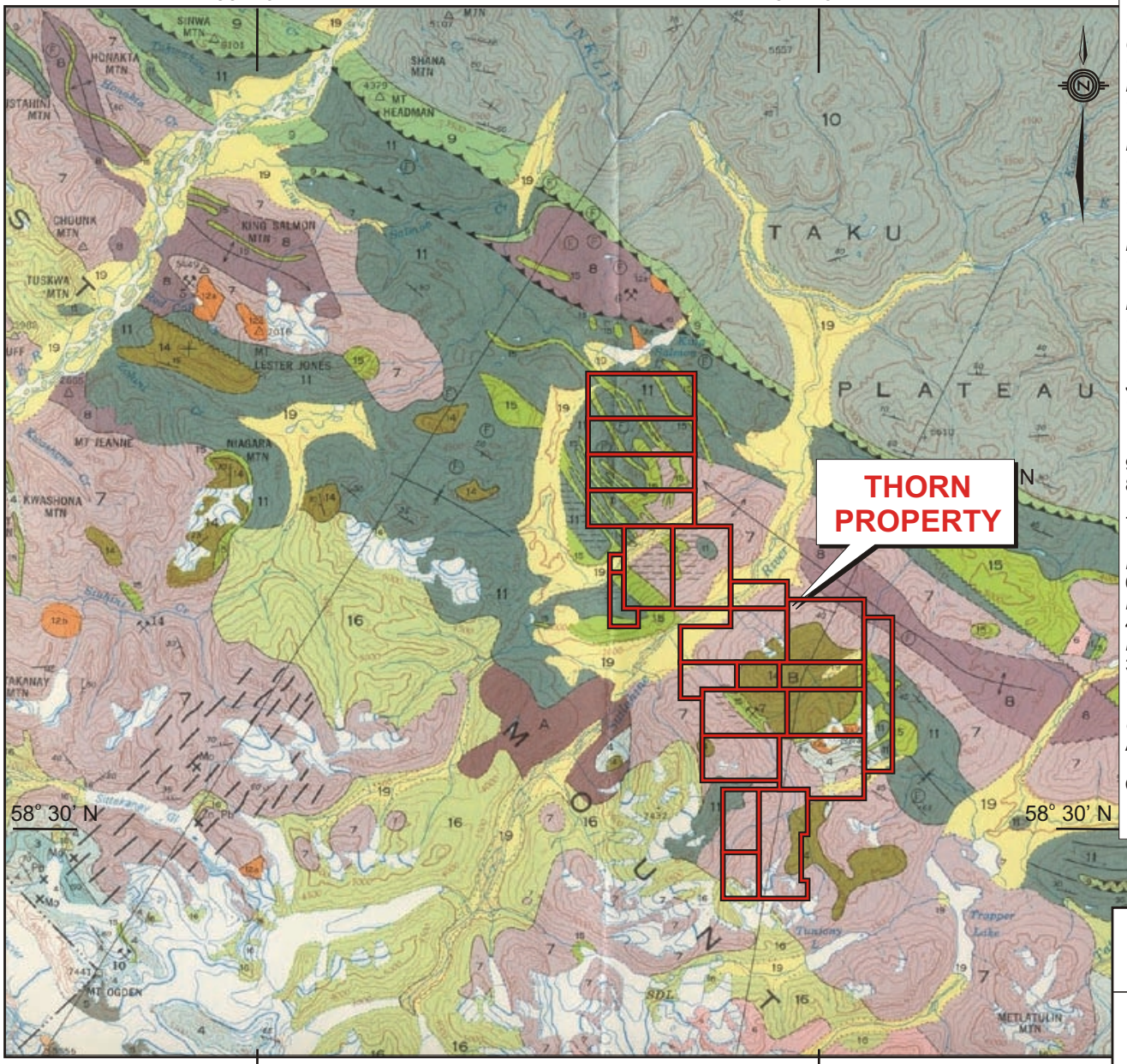

LEGEND

QUATERNARY

19 Alluvium and glacial deposits

LATE TERTIARY AND QUATERNARY

17 Heart Peaks Formation: trachyte and rhyolite flows, pyroclastics and related intrusions

LATE CRETACEOUS AND EARLY TERTIARY

16 Quartz monzonite

15 Felsite and quartz-feldspar porphyry

14 Rhyolite, dacite and trachyte flows and pyroclastics

PRE-UPPER CRETACEOUS

13 Central Plutonic Complex: granodiorite and quartz diorite

POST MIDDLE JURASSIC

12a Hornblende-biotite granodiorite

12c Hornblende diorite

12d Augite diorite

JURASSIC

11 Laberge Group, Takwahoni Formation: conglomerate, wacke, sandstone, siltstone, shale

TRIASSIC

9 Sinwa Formation: limestone

8 Stuhini Group, King Salmon Formation: wacke, conglomerate, mudstone, siltstone and shale

7 Stuhini Group: andesitic and basaltic flows, tuff and agglomerate

LOWER OR MIDDLE TRIASSIC(?)

6 Foliated diorite and quartz diorite

PRE-UPPER TRIASSIC

4 Fine-grained clastics and intercalated volcanics

PERMIAN(?)

3 Limestone and dolomitic limestone

1 Peridotite, serpentinite, gabbro and pyroxene diorite

UNKNOWN AGE

A Diorite gneiss, amphibolite and migmatite

Geology from Souther (1971)

BRIXTON METALS CORP.

THORN PROPERTY

REGIONAL GEOLOGY

EQUITY	Date	FEB 2012	Scale	as shown	Figure 3
	UTM Zone	UTM8(NAD27)	Mining District	ATLIN	
	NTS	104K/10	State/Prov.	BC	

During the Upper Jurassic, the northwesterly-trending King Salmon Fault was active and disrupted the Sinwa Formation, thrusting it southward over the Laberge Group. South of the King Salmon Fault, this was accompanied by formation of broad, symmetrical, northwesterly-trending folds, many of which are doubly plunging. Near Atlin, (Mihalynuk, 1999) pins the age of accretion of Stikinia and deformation prior to 175 Ma (Mid Jurassic), where undeformed Fourth of July suite intrusive rocks (dated at ca. 175 Ma) intrude deformed Laberge Group clastic sedimentary rocks. On the Thorn property, Jurassic rhyodacite dykes dated at 168.1±0.7 Ma (Simmons, 2005) intrude Stuhini Group clastic sedimentary rocks at the Outlaw showing.

Souther mapped a series of high-level, multiphase Late Cretaceous quartz monzonite, diorite and granite stocks and plutons and quartz-feldspar porphyry intrusions in a northwesterly-trending band through the Thorn property. This belt can be traced from as far north as the Tagish Lake area (Mihalynuk, 1999) to the Golden Bear Mine area to the southeast (Oliver, 1996; Simmons et al., 2005). More recent geochronology data (Mihalynuk et al., 2003; Simmons, 2005; Simmons et al., 2004) have shown that two distinct magmatic events occurred. An older event of largely tholeiitic diorite porphyry intrusions has been dated by Mihalynuk (2003); examples of these are found at the Thorn property (93.3±2.4 Ma) and the Red Cap porphyry (87.3±0.9 Ma) to the northwest. These intrusions are aphanitic to fine-grained and are commonly porphyritic, with feldspar, quartz and biotite phenocrysts. A later magmatic event is defined by 81–85 Ma subaerial volcanic rocks and co-magmatic intrusive rocks. A weakly welded crystal tuff sampled directly above the nonconformity on the Thorn Property yielded an age of 84.7±0.8 Ma (Simmons et al., 2005) and marks the onset of the later magmatic event. Intrusive rocks of this age are typically more calc-alkaline, biotite and hornblende bearing equigranular monzonites to granodiorites. Souther (1971) originally mapped the products of this later magmatic event as Tertiary Sloko Group rocks but they are now assigned to the Windy Table Suite (Mihalynuk, 1999).

The only known Tertiary Sloko Group rock near the Thorn Property was collected near Lisadele Lake to the northwest. This rock is characterized as a quartz, feldspar, biotite porphyritic intrusive rock similar to the 93.3 Ma Thorn Stock. Simmons et al. (2005) dated this rock and reported an age of 55.3±0.9 Ma. Several bodies of similar looking intrusive rock crop out along this belt, making it very difficult to distinguish between Sloko and Late Cretaceous intrusive rocks in the field.

7.2 Geochronology

As part of his M.Sc. research project focused on the Thorn property, Adam Simmons dated several plutonic, volcanic and altered rocks from the Thorn Property (Simmons, 2005). Some earlier geochronological data are reported from Mihalynuk et al. (2003).

7.2.1 U/Pb Dating of Zircons from Plutonic and Volcanic Rocks

The oldest age determination from the Thorn property was a U/Pb age of 168.1±0.7 Ma for a rhyolite dyke at the Outlaw zone. This is interpreted as the crystallization age and is likely correlative with the Fourth of July Suite of intrusions described by Mihalynuk (1999) in the Atlin area.

Much of the Thorn Property is underlain by Cretaceous plutonic and volcanic rocks that span an age range of ca. 94 to 81 Ma and generally fall into two age groups. Between the older and younger magmatic stages, uplift and erosion is indicated by a porphyry boulder conglomerate lying directly on Thorn Stock porphyry in Amarillo Creek.

The 93.3±2.4 Ma (Mihalynuk et al., 2003) Thorn Stock is the oldest of the Cretaceous rocks located on the Thorn Property and representative of the Thorn Suite of intrusive rocks. The 87.3±1.0 Ma (Simmons, 2005) SOC Stock also belongs to the Thorn Suite of intrusions. The second magmatic stage is recorded by voluminous subaerial volcanic rocks that range in age from 85.5±0.7 Ma at the base in Amarillo Creek, to 80.8+3.6/-4.9 Ma near the upper part of the Windy Table volcanic strata (Simmons, 2005). Sample 4AS9b (85.5±0.7 Ma) (Simmons, 2005) is a dacitic crystal tuff, which directly overlies a basal conglomerate on top of the Thorn Stock, and is thought to represent the onset of Windy Table volcanism at the Thorn Property. The 82.2±0.5 Ma Cirque Stock and the 82.0±0.9 Ma Outlaw Granodiorite are co-magmatic with this period of volcanism (Simmons, 2005).

7.2.2 Ar/Ar Dating of Sericite

Five $^{40}Ar/^{39}Ar$ ages have been obtained for hydrothermal sericite on the Thorn property. An age of 91.0±1.0 Ma (Mihalynuk et al., 2003) was yielded from the most sericitized portion of unspecified 1986 B Zone drill core. A similar age of 90.97±0.91 Ma (Simmons, 2005) was obtained from sericite in unmineralized Thorn Stock suggesting that possibly the widespread sericitization of the Thorn Stock occurred at this time possibly coeval with B Zone mineralization. Sericite from Oban mineralization yields two distinct ages of 87.72±0.59 Ma from sericite veins which cross-cut crustiform sulphide mineralization and 89.45±0.5 Ma from sericite which is part of the crustiform assemblage (Simmons, 2005). Outlaw Zone sericite yields 84.8±0.5 Ma and high sulphidation-style vein sericite from the D-Zone vein yielded an age of 79.3±1.4 Ma. These ages point towards multiple mineralization events over a ca. 12 Ma period (Simmons, 2005).

7.3 Property Geology

The Thorn property geology is summarized in Figures 4 and 5, which have been compiled from Adamson (1965b), Walton (1984), Evans (1991), Awmack (2000, 2003), Baker (2004, 2005), Baker and Simmons (2006) and new mapping from 2011. The Thorn property covers a Cretaceous magmatic/volcanic centre that was superimposed upon Triassic–Jurassic accreted marine sedimentary and volcanic rocks.

7.3.1 Lithologic Units

Table 4 summarizes the characteristics of rock units on the Thorn property which are discussed below.

Table 4: Thorn Lithologic Units

LATE CRETACEOUS OR TERTIARY

KTIN – INTRUSIVE DYKES, SILLS AND STOCKS

- $KTIN_1$ Rhyolite dykes and sills: aphanitic or feldspar+quartz-phyric
- $KTIN_2$ Basalt/andesite dykes: fine-grained, dark green to brown, weakly magnetic, aphyric or feldspar-phyric, calcite amygdules common
- $KTIN_3$ Hornblende lamprophyre dykes

LATE CRETACEOUS

Windy Table Suite Volcanic and Plutonic Rocks (ca. 81-85 Ma)

- uKSV Undivided subaerial volcanic rock
- $uKSV_1$ Dacitic/andesitic tuff, lapilli tuff and block tuff: Maroon to grey-brown, matrix-supported
- $uKSV_2$ Rhyolitic tuff and agglomerate
- $uKSV_3$ Rhyolite
- $uKSV_4$ Andesite
- $uKSV_5$ Basalt
- $uKSV_6$ Ash tuff
- $uKIN_1$ Biotite-hornblende granodiorite: fine- to coarse-grained, local miarolitic cavities
- $uKIN_2$ Monzonite and diorite

Thorn Suite Intrusive Rocks (ca. 87 – 93 Ma)

uKBX – BRECCIA PIPE (formation between 88 and 93 Ma)

- $uKBX_1$ Magmatic-hydrothermal breccia: fragments dominantly of uKPO but with fewer fragments of other porphyritic lithologies, rhyolite dykes, massive pyrite, pale blue chalcedony, foliated Stuhini(?) andesite, rebrecciated breccia matrix and rare wood fragments; typically fragment-supported, fragments angular to rounded up to >1 m diameter, weakly chlorite and sericite-altered
- $uKBX_2$ Equivalent to $uKBX_1$ but moderately to strongly sericite-altered with 1–3% disseminated pyrite; some alteration pre-dates brecciation

$uKBX_3$ Mottled, matrix-rich breccia: 5-20%, angular to sub-rounded, pebble-sized fragments in a fine-grained groundmass locally characterized by abundant feldspar ± biotite phenocrysts; 1–2% pyrite; weakly to strongly sericite-altered

$uKBX_4$ Crackle breccia: uKPO with abundant thin fractures, locally grades into $uKBX_2$

uKPO – DIORITE PORPHYRY (93 Ma)

$uKPO_1$ Coarse-grained feldspar-quartz-biotite porphyry: 15–40% anhedral 1–5mm feldspar, 15–30% euhedral equant 3-6mm glassy quartz and 5–15% euhedral equant 3–6mm biotite phenocrysts

$uKPO_2$ Fine-grained feldspar-quartz-biotite porphyry: 30% anhedral 0.5–2mm feldspar, 0–5% subhedral 2–4mm quartz and 5% euhedral equant 4mm biotite phenocrysts

$uKPO_3$ Coarse-grained feldspar-quartz-biotite porphyry; strongly fractured and faulted with moderate to strong sericite±clay alteration

LOWER TO MIDDLE JURASSIC

Laberge Group – Takwahoni Formation

lJTF – CLASTIC SEDIMENTARY ROCK

lJIN – INTRUSIVE DYKES, SILLS AND STOCKS

lJIN – Rhyolite dykes and sills

UPPER TRIASSIC

Sinwa Formation

uTSF – LIMESTONE AND LESSER CLASTIC ROCK

$uTSF_1$ Limestone

$uTSF_2$ Argillite

Stuhini Group

uTMV – MAFIC VOLCANIC ROCK

$uTMV_1$ Pillow basalt

$uTMV_2$ Andesitic lapilli tuff

$uTMV_3$ Massive andesite: dark green, aphyric, aphanitic to fine-grained

$uTMV_4$ Feldspar-augite porphyry: dark green, fine- to medium-grained, sparse <1mm feldspar and augite phenocrysts

uTMS – MARINE SEDIMENTARY ROCK

$uTMS_1$ Interbedded siltstone and wacke: well-bedded

$uTMS_2$ Argillite

$uTMS_3$ Limestone

The northern end of the claim block on the north side of the Sutlahine River comprises Stuhini Group mafic volcanic rocks and marine sedimentary rocks, along with minor Laberge Group coarse clastic sedimentary rocks. These units appear to have a steep to vertical dip and strike northwesterly, although this orientation is equivocal given the very coarse nature of the sediments. These units have been intruded by medium- to fine-grained feldspar-hornblende-phyric porphyry bodies that resemble the Thorn Stock and are interpreted as belonging to the same Cretaceous magmatic event.

The central part of the Thorn claim block comprises Stuhini Group mafic volcanic rocks and marine sedimentary rocks along the southern and southwestern part (Figures 4 and 5). In the vicinity of La Jaune Creek, this package trends northwesterly and dips moderately to the northeast. A package of Laberge Group clastic sedimentary rocks crops out along the eastern margin of the block. Late Cretaceous magmatism resulted in a package of Windy Table subaerial volcanic rocks that underlie most of the northeastern half of

the property and four intrusive bodies that generally intruded along the southern contact of the volcanic package (Thorn Stock, Cirque Monzonite, Son of Cirque Stock and the Bungee monzonite–granodiorite). In detail this magmatism occurred during two main events that are divided into the Windy Table and Thorn Suites (see geochronology). Within Amarillo Creek, the contact between the Thorn Stock and the Windy Table suite is characterized by a nonconformity where stratified boulder conglomerate lies directly on plutonic rock of the Thorn Stock (Simmons, 2005). This relation is supported by geochronology.

7.3.2 Structure

Pre-Cretaceous rocks on the Thorn property (Laberge and Stuhini Groups) are typically more deformed than Cretaceous rocks owing to an early event of tectonism. At the outcrop-scale, most primary features such as bedding and pillows are still present despite strong fracturing. Strong, pervasive foliation is rare.

The Cretaceous rocks such as the Thorn Stock and the Windy Table volcanic pile generally exhibit fracturing but are generally only weakly deformed. The Windy Table volcanic rocks are typically shallowly dipping which may have resulted from late tilting or possibly from primary deposition on inclined surfaces.

The main structures of significance for exploration include a series of faults which are best developed in the Thorn Stock, and locally juxtapose Cretaceous plutonic and volcanic rocks with older Stuhini rocks. These structures are typically one to several metres wide and are characterized by fracturing parallel to the fault and locally -- where deformation is most intense – by strong foliation development. As such, these are best described as brittle-ductile faults. They are important because locally these faults host siliceous veins with significant (but podiform) base and precious metal bearing sulphide and sulphosalt-phases (see next section). Further evidence that these structures were active during hydrothermal activity includes widespread sericite-clay alteration of the faults. Generally the fractured rocks within the faults are strongly bleached and softer than surrounding rock which is typically only weakly chlorite-altered. Dating of sericite from within these faults (see geochronology section) indicates that the faults were active at ca. 79 Ma.

Some of these Cretaceous faults may in fact be reactivated older structures. A major northwesterly-trending structure has been inferred for at least nine km along La Jaune Creek, marked by a prominent magnetic low. This structure appears to have controlled the emplacement of the Thorn Stock, which is elongated along it. Immediately within La Jaune Creek at the Balvenie Zone, near-continuous exposure across this inferred structure (accessed for the first time in 2011) exposes a narrow, discrete fault. At this location, the 070°-striking Balvenie Zone comprises a 140 m wide zone of intense sericite-silica-clay (pyrophylite?) alteration with localized silica-sulphide veins all hosted within Thorn Stock. This very large zone is abruptly truncated on the west side of La Jaune Creek by a steeply-dipping fault zone striking 325° – herein referred to as the La Jaune Fault – which juxtaposed Stuhini Group sedimentary rocks with the Thorn Stock. The fault itself is marked by fracturing parallel to the creek and has late basaltic dykes parallel to it. The Stuhini Group rocks are strongly silicified and have minor pod-like pyrite mineralization with traces of sulphosalt. The Thorn Stock proximal to the La Jaune Fault exhibits foliation and grey silica veining parallel to the fault (i.e. ~320°) whereas most of the Balvenie Zone has a pervasive 070° foliation or fracturing. Some minor late (post mafic dyke) fault reactivation has occurred as evidenced by fracturing of the dykes and faulting along the mafic dyke margins.

The La Jaune Fault is also well-exposed further downstream at the Cragganmore Zone. New mapping at the Cragganmore indicates that the two main Cragganmore outcrops (see description on page 17 of the 2005 assessment report) are part of the same 50 m wide fault / vein structure which strikes NW and dips steeply. This is interpreted as the La Jaune Fault. At the northern Cragganmore outcrop, a wedge of strongly sericite-silica altered and pyritized Stuhini sedimentary rock is caught up in the fault, supporting the idea that this structure was active during the high sulphidation veining episode at ca. 79 Ma.

West of the intersection of Camp and La Jaune creeks, altered porphyry of the Thorn Stock lies in fault contact with altered Stuhini Group andesite. A fault trending 010°/90° marks the contact on the northeast side of La Jaune Creek, is offset right-laterally by a second fault at 030°/90° along Gelb Creek and then forms the host structure for the Catto Vein further south, entirely within altered porphyry. Post-mineral andesitic dykes (**$KTIN_3$**) follow both of these faults.

A set of parallel structures oblique to the La Jaune Fault are well-exposed in outcrops adjacent to Camp Creek (Figures 4 and 5). This Camp Creek Corridor trends about 050° and as such, does not clearly form a conjugate fault to the La Jaune Fault. If the La Jaune Fault, however, is an older structure reactivated in the Cretaceous, its current orientation may have more to do with the pre-existing weakness, rather than with the Cretaceous stress regime. Reinterpretation of the Camp Creek Corridor in 2011 indicates that the individual mineralized zones previously described (e.g. F Zone, L Zone, MP Vein, etc.) all occur within three parallel faults that are continuous from La Jaune Creek to at least the eastern edge of the F Zone. This interpretation is described more below.

The newly recognized Lagavulin Vein trends 020° and cuts across the Camp Creek Corridor. This structure has very similar alteration and mineralization to the Camp Creek faults and probably formed as a contemporaneous, conjugate structure. The Lagavulin is described more below.

Kinematic indicators are absent or ambiguous on all the Cretaceous fault exposures within the property. Locally some of these exposures have slickensides and slickenlines on discrete, thin fault surfaces but these truncate high sulphidation veins and are therefore late, reactivated slip planes so this displacement says nothing about the Cretaceous fault movement.

7.3.3 Alteration

High sulphidation epithermal systems are characterised by a distinct suite of alteration mineralogy including pyrophyllite, diaspore and alunite (e.g. Hedenquist et al., 2000). Wallrock adjacent to the Thorn pyrite-enargite-tetrahedrite veins has been investigated by petrographic (Simmons, 2005), SEM (Lang and Thompson, 2003) and PIMA (Poliquin and Poliquin, 1998) methods. These have confirmed that away from a quartz-sulphide±sulphosalt core, a zone of pyrophyllite, dickite, sericite, (± diaspore, alunite, rutile) occurs for up to five metres. This alteration is generally confined to the planar fault structures that host the sulphide-sulphosalt veins whereas the adjacent porphyry wallrock is characterized by a more weakly altered illite-kaolinite-smectite (sericite?) assemblage with increasing amounts of chlorite outwards from the mineralized area.

The pyrophyllite-diaspore-dickite-rutile-alunite assemblage corresponds to temperatures of formation of approximately 250°C and is consistent with an acidic fluid (Henley and Ellis, 1983; Hedenquist et al., 2000). By contrast, an illite-smectite-chlorite assemblage is favoured at lower temperature (~200°C) and more neutral conditions. Thus, the alteration mineralogy surrounding the Thorn high sulphidation style veins records a temperature gradient towards and changes in acidity away from the veins and likely indicates wallrock buffering of acid fluids. Such systematics in alteration mineralogy can provide a vector towards mineralization. The changes in alteration described above occur over a short distance; however, broader-scale alteration zonation can also provide a vector (e.g. a down-temperature gradient from illite to illite-smectite to smectite).

An assemblage of dickite-pyrophyllite±kaolinite was detected from mineralized samples from the Balvenie and Cragganmore Zones. Pyrophyllite was also recorded from a sample near the Talisker Zone. Most samples collected across the slopes of Mt. Gumm-Powell, however, are characterized by illite±kaolinite±silica±chlorite. Sericite was detected in two samples from the upper parts of Amarillo Creek. A smectite zone is delineated by numerous samples from the upper parts of Mt Gumm-Powell. These samples contain essentially the same assemblage as along the slopes but with the addition of smectite. This difference is most readily explained by a down-temperature gradient towards higher levels in the system and importantly, this suggests that the entire Windy Table package was affected by the hydrothermal system. Stuhini Group mafic volcanic rocks northeast of Mt. Gumm-Powell were characterized by carbonate alteration.

8.0 MINERALIZATION

Mineralization of several styles, including skarn, porphyry and vein, has been reported on the Thorn property (Baker and Simmons, 2006). The most significant styles are hosted within the Thorn Stock and include ca. 89 Ma Ag-Pb-Zn breccia pipe hosted mineralization and a network of high-sulphidation Au-Ag-Cu

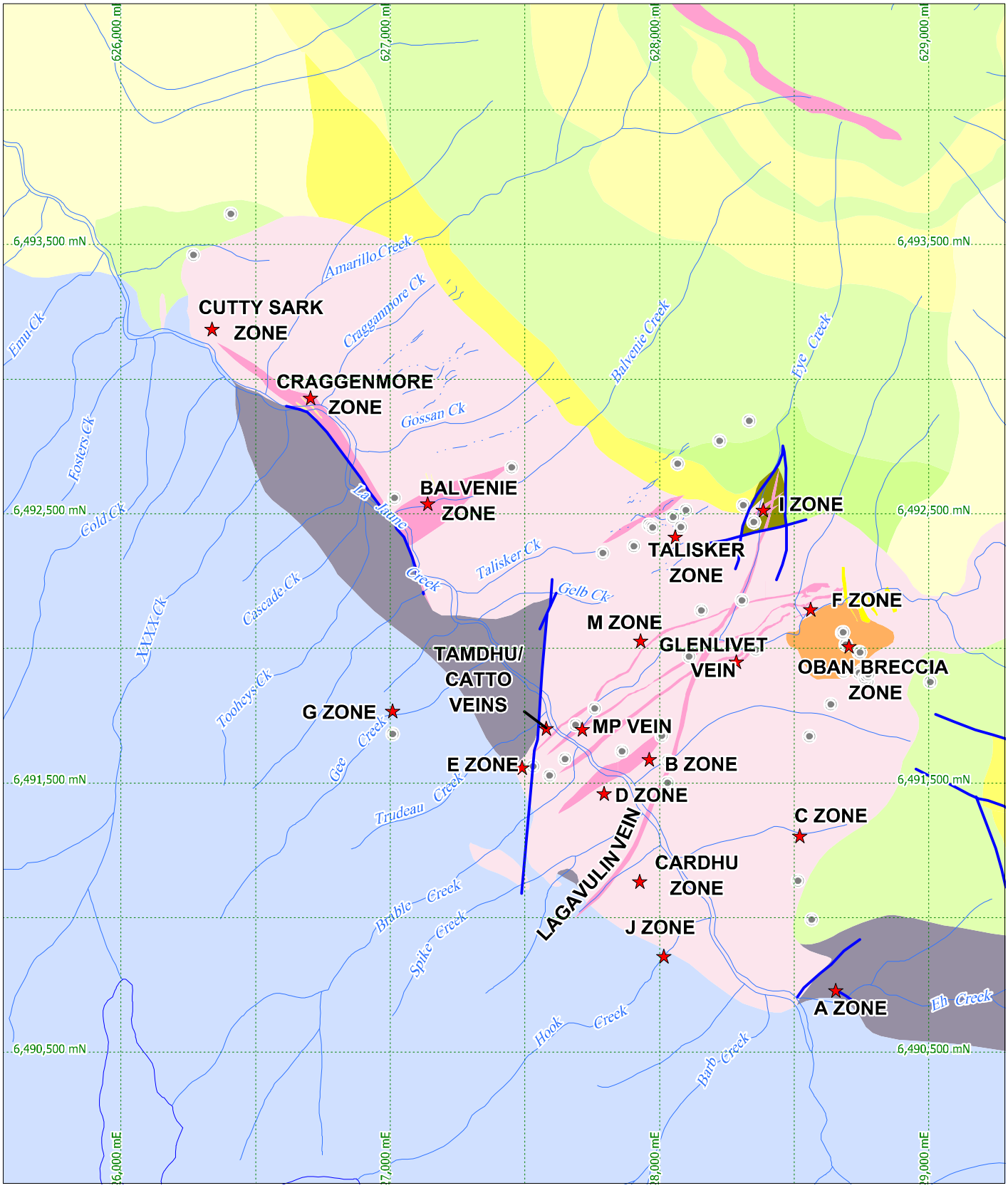

Drill Hole

1 km

Lithological Legend as for Figure 5

BRIXTON METALS CORP.

THORN PROPERTY

Mineralized Zones

EQUITY	Date: FEB 2012	Scale: 1:20,000		Figure
	U.T.M. Zone: UTM 8 - NAD83	Mining District: ATLIN		4
	N.T.S.: 104K/07,10	State/Province: BC		

veins which formed slightly later at ca. 79 Ma (Figure 4). These veins are hosted within a series of brittle-ductile faults including the Camp Creek Corridor, the La Jaune Fault and the Talisker Zone. The following discussion is limited to mineralized zones which were the subject of 2011 exploration (Figures 4 and 5).

8.1 Oban Breccia Mineralization

The Oban breccia pipe (Figures 4 and 5, map unit uKBX) is heterogeneously altered and locally contains fragments that have variable degrees of sericite-clay-ankerite alteration. Outcrops exposed during trenching in 2003 indicate that the southwestern part of the pipe is weakly sericite-chlorite altered. One small Au-bearing silicified outcrop has been discovered (sample #209603: 25.93 g/t Au). Trenching proximal to this outcrop failed to expose any similar material and silica-altered zones were not observed in core, suggesting silicification of the breccia is rare. Petrography of a breccia fragment showed abundant ferroan dolomite or ankerite alteration which is widespread in core.

Awmack (2003) described three styles of mineralization within the Oban zone including: sulphide/sulphosalt replacement and banded millimetre-scale veins rimming fragments, massive sulphides and sulphosalts in float boulders, and silicified breccia with disseminated and fracture-filling tetrahedrite.

8.2 High-Sulphidation Vein Systems

Intermediate- to high-sulphidation (collectively referred to as high-sulphidation in this report) pyrite-enargite-tetrahedrite±quartz veining has been recognized within a series of brittle-ductile, clay-sericite altered faults cutting the Thorn Stock. High-sulphidation veins occur in at least five corridors of structures which are described separately below. Metallic mineralogy within the veins is complex. Pyrite is ubiquitous, as massive aggregates and in veinlets cutting enargite. Tetrahedrite-tennantite (which has been shown to be tennantite in at least the I, D and F Zones by SEM work), is either intergrown with enargite or replaces it and/or pyrite. In the Catto Vein (Figure 4), enargite forms veinlets which cut pyrite, but which are in turn cut by pyrite veinlets, indicating multiple stages of pyrite deposition. A variety of minor metallic minerals have been identified by petrographic work, mainly associated with the tetrahedrite-tennantite. These include stannite (Cu_2FeSnS_4), chalcopyrite, galena, covellite, cassiterite, argentite, hübnerite ($MnWO_4$) and electrum.

8.2.1 Camp Creek Corridor

The Camp Creek Corridor includes several high-sulphidation vein showings that crop out along Camp Creek. These have previously been described in detail but generally as isolated vein occurrences. New mapping and interpretation in 2011, however, has linked the various showings such that the Camp Creek Corridor is now defined as a series of three concordant fault / vein structures that are continuous from the mouth of Camp Creek to at least the eastern edge of the F Zone.

The showings along Camp Creek are interpreted as the along-strike equivalents of the three main structures hosted within the well-exposed F Zone (see detailed description of the F Zone in Baker, 2004). The most northerly structure includes a strongly altered outcrop behind the old camp at La Jaune Creek, the M Zone, a newly mapped narrow structure at the top of the Eye Creek cliffs and the vein zone at the top of the F Zone outcrop. The middle vein / fault includes the MP Vein, the L Zone, newly mapped exposures at Eye Creek and the central vein at the F Zone. The most southerly vein / fault includes the D Zone, newly mapped outcrops near the Lagavulin Vein and the previously detail-mapped Glenlivet Vein and probably also includes the Tamdhu Vein on the western side of La Jaune Creek.

8.2.2 Talisker Zone

The Talisker Zone is a high sulphidation vein corridor discovered in 2004 by drilling an IP chargeability anomaly (Baker, 2005). The area is completely till-covered and no outcrops exist in the Talisker Zone.

Drilling in 2011 and previous campaigns has extended the Talisker Zone under the Windy Table volcanic pile to the east. The westward extension of the Talisker, however, is problematic. Mapping of outcrops on the La Jaune Creek slope break west of the Talisker drill holes are weakly altered with no evidence for the Talisker Zone. Most of these outcrops are characterized by a strong, pervasive shear fabric trending 220-190°. Possibly the Talisker Zone is offset by a fault parallel to this foliation. Note that a N-S fault

juxtaposes Thorn Stock and Stuhini sedimentary rocks near the junction of Camp and La Jaune Creeks. Possibly this structure is late and trends across the Talisker Zone and possibly the Balvenie Zone is the fault-displaced western portion of the Talisker, since the Balvenie seems to abruptly end to the east as evidenced by IP geophysical data.

8.2.3 Lagavulin Vein

The Lagavulin Vein is a newly recognized major fault/vein structure which strikes oblique to the Camp Creek Corridor (~020°). It is exposed near the mouth of Eye Creek and trends parallel to this drainage towards the I Zone to the north. Southward, the vein trends towards strongly mineralized float boulders and a mineralized grab sample (4.9 g/t Au) east of the B Zone in an area with no exposure and towards the Cardhu Vein west of La Jaune Creek (Figures 4 and 5).

Interpreting the Lagavulin Vein as a continuous fault/vein structure from the I Zone to the Cardhu Vein (a distance of 1400 m) is supported by early reports of the Cardhu Vein. According to Awmack (2003), the Cardhu is a poorly exposed sulphide/sulphosalt vein with an unclear width that is oriented 026°/58°E. Two grab samples collected in 2002 returned 8.0 g/t Au, 510 g/t Ag, 9.0% Cu and 1.6 g/t Au, 319 g/t Ag, 5.3% Cu. Little is known about this area owing to poor exposure; the ~025° trend of such a well-mineralized structure is unusual on the property but consistent with the newly recognized Lagavulin Vein orientation in Camp Creek.

What is particularly encouraging about this interpretation is that it identifies areas of structural intersection – well known as good hosts for epithermal vein deposits. One is immediately southwest of the mouth of Eye Creek where the Lagavulin Vein cuts across the Glenlivet and MP Vein structures. A large, well mineralized outcrop at the edge of Camp Creek (apparently not previously sampled) exhibits a dip-slope of the Lagavulin Vein and shows the structure to be at least 10 m wide.

The Lagavulin Vein is also concordant with an interpreted conductor axis from the 2010 airborne survey (Awmack, 2011). The conductor axis is positioned near Camp Creek but with a distinct deflection which trends parallel to Eye Creek and the interpreted Lagavulin Vein.

Figure 6: Lagavulin Vein dip slope along Camp Creek looking ~020°
Eye Creek is in distance in background above cliffs. Extension of Lagavulin Vein is present in cliff on far side of Camp Creek.

Figure 7: Gossanous outcrop in Camp Creek.
Veins strike ~220°, characterized by a broad (10 m+?) vein / fault zone with pyrite-sulphosalt-silica.

8.2.4 La Jaune Fault

This corridor was previously thought to have the potential to host high sulphidation veins and minor small veins parallel to La Jaune Creek were reported at the Balvenie and Cragganmore Zones (Baker and Simmons, 2006). Mapping in 2011 of several outcrops that had not been previously accessed, however, has provided increased evidence that the La Jaune Creek valley does indeed contain a Cretaceous (or older and reactivated) fault. Significantly, the fault shows alteration +/- sulphide mineralization of both Thorn Stock and Stuhini rocks indicating that this structure was active during Cretaceous hydrothermal activity. Significant showings within the La Jaune Fault include the Balvenie and Cragganmore zones but the new interpretation indicates that both of these showings are exposures of the same fault structure.

The Balvenie Zone comprises a large, conspicuous steep cliff outcrop at the mouth of Balvenie Creek and other small outcrops on the west side of La Jaune Creek (Figures 8 & 9). The main outcrop on the eastern side of the creek was examined for the first time in 2005 and the outcrops on the western side of the creek were examined for the first time in 2011.

On the east side of the creek, the 070°-striking Balvenie Zone comprises a 140 m wide zone of intense sericite-silica-clay (natroalunite-dickite-pyrophyllite-diaspore identified in 2005 PIMA sample) alteration with localized silica-sulphide veins all hosted within Thorn Stock. This very broad alteration zone is abruptly truncated on the west side of La Jaune Creek by the 325° striking, steeply-dipping La Jaune Fault which juxtaposed Stuhini Group sedimentary rocks with Thorn Stock rocks. The fault itself is marked by fracturing parallel to the creek and has late basaltic dykes parallel to it. The Stuhini Group rocks are strongly silicified and have minor pod-like pyrite mineralization with traces of sulphosalt. The Thorn Stock proximal to the La Jaune Fault exhibits foliation and grey silica veining parallel to the fault (i.e. ~320°) whereas most of the Balvenie Zone has a pervasive 070° foliation or fracturing. Some minor late (post mafic dyke) fault reactivation has occurred as evidenced by fracturing of the dykes and faulting along the mafic dyke margins.

Table 5 contains geochemical results from several rock samples collected at the Balvenie Zone in 2004 and 2005. Samples 378831, -832, -834 all contain pyrite-tetrahedrite-enargite veins hosted by strongly altered Thorn Stock.

Table 5: Balvenie Zone Mineralization

Sample Number	Year	Width (m)	Au (ppb)	Ag (ppm)	As (ppm)	Cu (ppm)	Pb (ppm)	Sb (ppm)	Zn (ppm)
276454	2004	Grab	0.02g/t	1.6	100	140	709	2	1.32%
378831	2005	Grab	1.12g/t	39	693	541	192	69	106
378832	2005	Grab	1.09g/t	10.6	944	2550	29	94	3
378834	2005	Grab	1.19g/t	23.5	1005	2270	173	168	20
379103	2005	Float	1.99g/t	307	3540	564	1160	3440	20

Figure 8: Balvenie panoramic photo.
Taken from west side of La Jaune Creek looking along strike at the 140 m wide Balvenie Fault / Vein structure. Vertical, dark outcrops are late basaltic dykes that post-date mineralization and alteration. Weakly (chlorite) altered Thorn Stock is visible as relatively dull looking outcrops to the far right (upstream) of the photo.

Figure 9: Balvenie Zone, looking ENE along strike.
Strongly altered Thorn Stock spans from Balvenie Creek (at left) to near the far lower right corner of photograph, a width of 140 m. The less altered rocks within the zone are late (post-alteration) basalt dykes.

8.2.5 Cragganmore Zone

The Cragganmore Zone was first sampled in 2004 during reconnaissance prospecting in La Jaune Creek. More detailed mapping and sampling was completed in 2005 and 2011. This zone comprises a series of small outcrops near the mouth of Amarillo Creek, a large outcrop north and south of Cragganmore Creek, and small outcrops discovered in 2005 exposed within Gossan Creek to the south. Collectively these three areas delineate pyrite-sulphosalt veins over a strike length of 500 m.

Outcrops at the mouth of Amarillo Creek comprise several silicified vein zones (10 cm to 1 m wide) with up to 10% pyrite and enargite hosted by sericite and clay-altered Thorn Stock. Locally, massive sulphide/sulphosalt (generally with pyrite>>enargite) veins are common. Several thinner massive enargite veins are reported but these veins tend to be discontinuous. Sample 276457 was collected near the mouth of Amarillo Creek and returned the highest grade values including 1.19 g/t Au, 198 g/t Ag and 12.35% Cu. Although a float sample, this material was derived from a vein in the cliff above.

The main large gossan outcrop was examined again in 2005 and a 15 cm wide massive tetrahedrite-enargite-pyrite vein (Cragganmore Vein) was discovered. Sample 378872 of this vein returned 43.6 g/t Au, 519 g/t Ag and 24.2% Cu. Adjacent wallrock generally returned only elevated gold and copper. Wallrock adjacent to the vein (378874) is strongly altered and PIMA analyses indicate the alteration is characterised by pyrophyllite-dickite-kaolinite. The vein is oriented 321°/62°E and is at an acute angle with the hosting structure. The vein is pod-like within the structure and locally is characterized by siliceous boudins, suggesting that some movement along the fault zone post-dated mineralization and alteration. This vein resembles the veins within the F Zone.

In Gossan Creek to the south, several thin (<5 cm), planar, veins of quartz-pyrite-tetrahedrite-?pyrargyrite are hosted in strongly sericite-clay altered Thorn Stock, including sample 378748 (below). A sub-parallel, thin barite vein (0.5 to 3.0 cm) was noted in the same outcrop.

New mapping at the Cragganmore indicates that the two main Cragganmore outcrops are part of the same 50 m wide fault / vein structure which strikes NW and dips steeply and is interpreted to be the northern extension of the La Jaune Fault. Locally high-grade veins are present in this structure, highlighted by a 15 cm sample of enargite-pyrite which returned 24 g/t Au, 519 g/t Ag and 24% Cu.

At the northern Cragganmore outcrop, a wedge of strongly sericite-silica altered and pyritized Stuhini sedimentary rock is caught up in the fault, supporting the idea that this structure was active during the high-sulphidation veining episode.

Table 6: Cragganmore Zone Mineralization

Sample Number	Year	Width (m)	Au (ppb)	Ag (ppm)	As (ppm)	Cu (ppm)	Pb (ppm)	Sb (ppm)	Zn (ppm)
276457	2004	Float	1.19 g/t	198	>10000	12.35%	236	>10000	266
276458	2004	1.0m	780	37.9	922	1855	375	156	37
276460	2004	Grab	240	65.4	8990	2.37%	193	912	242
276461	2004	Select	780	247	>10000	10.7%	105	6690	313
378748	2005	Grab	150	100	4290	1.74%	34	6820	2310
378872	2005	0.15m	43.6 g/t	519	>10000	24.2%	415	>10000	228
378875	2005	Float	520	89.3	>10000	4.14%	53	1780	275

8.3 Amarillo Creek

In 2004, a significant prospecting find was collected in Amarillo Creek about 70 m downstream from the Thorn Stock / Windy Table volcanic rock contact. Bonanza grades were returned from sample 626650 including 265 g/t Au and 631 g/t Ag. This sample is from a sub-rounded float boulder of coarse crystalline, white-grey barite and lesser clear quartz with 1% pyrite, 1% tetrahedrite and traces of visible gold. This vein was hosted by a medium-grained, feldspar-phyric porphyritic wallrock that is strongly sericitized. Finding the source of this boulder was a focus of the 2005 program. Unfortunately, a short distance (~150m) upstream from the 626650 float boulder, Amarillo Creek becomes impassable and the creek walls become very steep.

Despite abundant outcrop in the area, which at this elevation is mostly devoid of trees, very little of the outcrop is accessible. The low sulphide content of the material precludes a prominent colour anomaly so remotely observing the source would be difficult. No float of similar material was located and the source was not found. Re-sampling of the high-grade boulder in 2005 confirmed the 2004 results. Sample 378704 returned 3540 ppm bismuth.

During the 2011 program, further efforts were made to prospect the portion of Amarillo Creek above sample 626650. No barite-bearing outcrop or float boulders were discovered despite detailed prospecting of several chutes above the sample site. The strategy in 2011 was to traverse several narrow talus chutes with the hope that more high-grade barite material, if present in the above outcrops, would be represented in them.

Table 7: Amarillo Creek Float

Sample Number	Year	Width (m)	Au (ppb)	Ag (ppm)	As (ppm)	Cu (ppm)	Pb (ppm)	Sb (ppm)	Zn (ppm)
626650	2004	Float	265g/t	631	7	52	2330	40	9
378704	2005	Float	250g/t	506	10	23	2040	41	6
378958	2005	Float	2.19g/t	46.2	594	385	3180	64	538

8.4 G Zone

The G Zone is located in Gee Creek about 400 metres upstream from its mouth in La Jaune Creek (Figure 4). It comprises three concordant quartz-carbonate-arsenopyrite-pyrite replacement-style veins that abruptly change thickness (maximum of ~50 cm width) and arsenopyrite content along strike. The veins are hosted by Stuhini Group mafic volcanic rocks and interbedded dark grey siltstone. At the G Zone, the Stuhini stratigraphic layering strikes westerly and dips moderately to the north (~270/50N). The veins are oriented at about 120°/55°S and have formed along faults that offset Stuhini Group rocks.

The widest and most conspicuous vein occurs to the eastern side of the outcrop (downstream) and returned the highest gold values from sampling in 2000 (sample 606641). Sampling in 2005 did not replicate these high gold values and in fact the highest gold value from the 2005 work (sample 378863) was from a previously un-sampled vein 15 m upstream.

Several similar quartz-carbonate-sulphide veins, including the Whiz Vein, are present in the 400 metres south of the G Zone to the contact between the Stuhini Group rocks and the Thorn Stock. These were not examined in 2011.

The G Zone style of veins are quite widespread and are likely part of the same system as the enargite-tetrahedrite veins found in Camp and La Jaune Creeks. Awmack (2000) suggested that the same fluids depositing Cu and As as enargite and tetrahedrite in the high-sulphidation environment within the Thorn Stock, may have been buffered by the Stuhini Group mafic volcanics, so that they deposited Cu and As as chalcopyrite and arsenopyrite outside it, such as at the G Zone.

Table 8: Mineralization in Gee & Gelb Creeks

Sample Number	Year	Width (m)	Au (ppb)	Ag (ppm)	As (ppm)	Cu (ppm)	Pb (ppm)	Sb (ppm)	Zn (ppm)
206636	2000	0.5	2.24g/t	208	3963	3.34%	0.52%	22	1.22%
206641	2000	2.0	57.38g/t	89.7	54689	2868	2601	1301	3722
206642	2000	0.5	26.52g/t	322	19696	0.17%	0.57%	629	896
206643	2000	0.65	505	8.9	2519	749	142	33	558
206644	2000	Select	1238	23.7	3695	1998	319	17	216
206820	2000	0.12	654	20.5	459	1986	17	365	73
206821	2000	Float	726	238	3468	0.12%	7.50%	98	24.35%
206830	2000	0.08	3.01g/t	6.5	16568	467	957	47	5749
378862	2005	0.5	6.85g/t	90	>10000	438	2660	114	2530
378863	2005	Select	17.4g/t	156	>10000	330	4940	180	3670
378864	2005	0.2	9.01g/t	90.3	>10000	2770	1440	1625	2760
378886	2005	Float	1.51	8.4	>10000	392	445	212	1960

8.5 VTEM Conductor B

The 2010 airborne geophysical survey showed the presence of a broad VTEM conductive zone ("Conductor B") located approximately 2,000 m northwest of the Talisker Zone and parallel to it (Awmack, 2011). Reconnaissance mapping in 2011 showed Conductor B to be underlain by Windy Table dacitic volcaniclastic rocks. Despite variable sericite-clay-pyrite alteration, three rock samples (626778H-626880H) contained low levels of base and precious metals. It is thought that the altered and pyritic zone, and VTEM Conductor B, may indicate another high-sulphidation alteration/vein corridor in the Thorn Stock below the Windy Table nonconformity, similar to the Talisker Zone.

9.0 2011 DIAMOND DRILLING

Twenty-one drill holes totalling 5682.37 m of NQ2 and NQ core were drilled from 19 sites between June and early October 2011 (Figure 5; Appendix C). Hole length and collar location/orientation data are summarized in Table 9. Core recovery was generally very good with only a few exceptions; THN11-54 encountered a lot of bad ground during drilling but the recovery was still greater than 95%, and THN11-55 had to be abandoned as the drill rods became stuck in a fault zone with significant clay. The second proposed hole on the B Zone/Lagavulin target (a step-back from THN11-49) had to be abandoned due the thick till overburden which was excessively wearing the drill rods and bit and causing difficulties with drilling in general.

Significant mineralized sections were encountered in 16 of the 21 drill holes. These intersections are summarized in Table 10, and sections for each hole are shown in Figures 10a-r. Each drill hole is discussed in more detail in the sections below.

Table 9: 2011 Diamond Drilling Survey Data

Drill Hole	Target	Collar Coordinates			Collar Azimuth	Collar Inclination	Length (m)
		Easting	Northing	Elev (m)			
THN11-41	Talisker	628097	6492518	867.3	325	-50	203.30
THN11-42	Unconformity / Talisker	628066	6492692	921.7	145	-50	289.56
THN11-43	Talisker	627789	6492359	780.8	325	-50	267.92
THN11-44	MP Vein	627670	6491721	587	172	-50	315.77
THN11-45	MP Vein	627670	6491721	587	172	-75	201.17
THN11-46	F Zone / Oban Breccia	628305	6492184	742.5	100	-45	356.01
THN11-47	F Zone	628154	6492147	760	160	-50	369.42
THN11-48	F Zone	628109	6491975	669	160	-65	276.45
THN11-49	B Zone	628007	6491680	738	140	-50	202.08
THN11-50	Balvenie	627015	6492564	578	180	-60	432.82
THN11-51	Talisker	627974	6492454	820	325	-50	201.17
THN11-52	G Zone	627004	6491697	891	340	-60	256.03
THN11-53	Oban	628761	6491898	914.7	0	-70	366.36
THN11-54	Unconformity / I Zone	628311	6492538	910	145	-50	149.35
THN11-55	Unconformity / Talisker	628222	6492776	1005	145	-60	107.79
THN11-56	Unconformity / Talisker	628222	6492776	1005	145	-70	393.19
THN11-57	Oban	628774	6491910	918	0	-90	264.00
THN11-58	C Zone	628504	6491151	808	345	-70	268.22
THN11-59	Unconformity / Talisker	628332	6492850	1072	125	-60	365.76
THN11-60	Oban	628803	6491948	929	220	-70	243.00
THN11-61	Talisker	628078	6492456	860	325	-50	153.00
							5682.37

Table 10: Significant Drill Intersections

Hole ID		From (m)	To (m)	Interval (m)	Au (g/t)	Ag (g/t)	Cu (ppm)	Pb (ppm)	Zn (ppm)	Au (gram-metres)
THN11-41	(Talisker)	72.93	83.08	10.15	1.68	37.7	405	746	236	17
	including	77.07	81.02	3.95	3.42	62.0	424	948	277	13
THN11-42	(Talisker)	81.24	88.39	7.15	0.89	60.5	12232	533	880	6
	including	81.24	84.24	3.00	1.72	136.1	28407	143	154	5
THN11-42		128.02	129.12	1.10	2.18	248.0	11250	696	963	2
THN11-42		135.12	146.64	11.52	1.16	15.5	1123	1212	2406	13
	including	135.96	138.64	2.68	2.13	42.5	3624	776	1343	6
THN11-42		151.64	152.64	1.00	2.93	31.2	3380	795	990	3
THN11-43	(Talisker)	141.91	144.82	2.91	0.43	18.3	5554	195	348	1
THN11-44	(MP)	52.75	53.95	1.20	0.73	189.0	31300	164	912	1
THN11-44		66.98	67.23	0.25	0.55	158.0	33800	252	1475	0
THN11-45	(MP)	40.42	40.87	0.45	1.41	343.0	66300	380	2300	1
THN11-45		43.37	44.11	0.74	1.22	384.0	41400	756	2310	1
THN11-45		63.56	73.55	9.99	0.32	40.2	6075	167	244	3
	including	64.40	69.60	5.20	0.39	54.6	9220	178	355	2
THN11-45		112.73	113.20	0.47	0.98	181.0	9770	8500	7430	0

Table 10: Significant Drill Intersections (continued)

Hole ID		From (m)	To (m)	Interval (m)	Au (g/t)	Ag (g/t)	Cu (ppm)	Pb (ppm)	Zn (ppm)	Au (gram-metres)
THN11-46	(F Zone)	4.57	26.82	22.25	0.28	12.0	476	255	706	6
	including	4.57	8.50	3.93	0.57	30.5	935	785	670	2
THN11-46		116.21	117.86	1.65	1.09	0.9	20	203	293	2
THN11-46		172.33	173.33	1.00	1.37	2.2	18	917	2700	1
THN11-47	(F Zone)	78.46	86.20	7.74	0.39	33.0	1391	1054	2903	3
	including	80.94	81.90	0.96	1.88	235.0	10700	2810	11900	2
THN11-47		148.91	154.03	5.12	0.45	9.1	224	1007	1744	2
	including	148.91	149.90	0.99	1.30	9.1	83	1770	2740	1
THN11-47		222.52	223.11	0.59	0.30	47.5	1450	1780	3000	0
THN11-47		340.23	343.28	3.05	0.74	10.8	295	524	900	2
	including	340.23	341.28	1.05	1.59	21.2	179	1350	1995	2
THN11-48	(F Zone)	27.92	32.93	5.01	0.47	35.9	1878	1265	4225	2
	including	30.93	32.93	2.00	0.58	39.6	3250	452	1665	1
THN11-48		84.77	96.75	11.98	0.45	20.8	1901	169	1059	5
	including	84.77	85.81	1.04	1.85	109.0	9680	722	2270	2
THN11-48		108.05	109.05	1.00	1.13	32.4	592	330	270	1
THN11-49	(B Zone)	50.35	74.39	24.04	0.89	12.4	612	367	470	21
	including	58.35	69.39	11.04	1.53	19.8	1015	381	165	17
	including	64.35	69.39	5.04	2.35	32.8	1546	196	185	12
THN11-50	(Balvenie)	no significant results								
THN11-51	(Talisker)	52.16	101.94	49.78	1.41	19.0	2493	350	346	70
	including	58.12	97.94	39.82	1.64	22.0	2971	301	185	65
	including	58.12	64.11	5.99	1.31	21.1	3408	280	151	8
	including	73.95	86.94	12.99	3.21	38.6	5955	322	71	42
	or	73.95	80.94	6.99	4.29	46.9	7884	388	77	30
	including	94.94	97.94	3.00	1.80	41.1	2825	536	293	5
THN11-52	(G Zone)	no significant results								
THN11-53	(Oban)	61.61	132.55	70.94	0.19	39.8	89	1786	4099	13
	including	63.61	68.63	5.02	0.23	102.0	133	1220	5654	1
	including	104.52	116.58	12.06	0.30	49.6	105	981	4249	4
	including	128.55	132.55	4.00	0.74	129.7	340	14483	6264	3
THN11-53		168.54	243.79	75.25	0.44	14.8	520	909	5248	33
	including	175.79	180.80	5.01	0.80	9.7	147	1438	8691	4
	including	221.80	226.09	4.29	0.94	20.2	1975	215	3109	4
	including	232.70	235.70	3.00	1.12	105.5	5530	680	6203	3
THN11-54	(I Zone)	91.30	107.13	15.83	1.25	54.1	1559	714	1952	20
	including	95.30	105.15	9.85	1.93	84.3	2344	411	398	19
	including	99.30	104.15	4.85	3.13	122.5	1664	391	255	15
	or	102.40	104.15	1.75	7.14	245.4	3473	555	562	12
THN11-55	(Talisker)	no significant results (abandoned before target depth)								
THN11-56	(Talisker)	82.30	102.08	19.78	1.02	35.5	3046	1698	1412	20
	including	93.59	94.49	0.90	12.35	138.0	4940	825	94	11
THN11-56		115.34	119.64	4.30	0.31	30.4	547	2044	5237	1
	including	118.64	119.64	1.00	0.50	49.8	236	751	855	1
THN11-56		150.27	159.22	8.95	0.31	7.8	214	397	839	3
	including	150.27	152.27	2.00	1.02	54.6	1690	1854	3560	2
THN11-56		260.08	260.68	0.60	0.50	165.6	2532	834	1602	0

Table 10: Significant Drill Intersections (continued)

Hole ID		From (m)	To (m)	Interval (m)	Au (g/t)	Ag (g/t)	Cu (ppm)	Pb (ppm)	Zn (ppm)	Au (gram-metres)
THN11-57	(Oban)	46.00	67.39	21.39	0.31	89.5	111	2221	2748	7
	including	46.00	57.50	11.50	0.38	137.0	164	3661	2772	4
	including	46.60	48.69	2.09	1.09	183.7	218	8117	4024	2
	including	50.38	53.50	3.12	0.27	246.8	275	5199	3955	1
	including	65.39	67.39	2.00	0.64	65.1	92	1286	2276	1
THN11-57		73.39	177.30	103.91	0.26	66.8	138	2227	6254	27
	including	76.39	104.00	27.61	0.33	110.2	203	2879	6292	9
	including	82.39	104.00	21.61	0.33	124.8	226	3204	6842	7
	including	83.39	90.00	6.61	0.46	186.4	340	2553	6809	3
	including	92.00	94.00	2.00	0.46	212.0	343	4735	10130	1
	including	124.06	133.15	9.09	0.29	144.7	171	3310	13639	3
	including	147.00	155.34	8.34	0.24	82.4	181	4198	7889	2
	including	163.46	164.86	1.40	1.60	219.8	1152	17500	38640	2
THN11-57		186.48	224.20	37.72	2.08	60.8	4614	2520	5513	78
	including	201.00	219.58	18.58	4.10	103.0	9290	3311	3002	76
	including	201.00	205.30	4.30	4.89	57.7	13670	3401	2706	21
	including	208.20	219.58	11.38	4.76	145.7	9972	4069	3447	54
	including	208.20	216.00	7.80	6.13	197.0	13771	4859	3829	48
THN11-58	(C Zone)	no significant results								
THN11-59	(Talisker)	no significant results								
THN11-60	(Oban)	6.00	101.08	95.08	1.71	628.3	1186	33052	23925	163
	including	6.00	29.84	23.84	2.54	495.3	1272	32202	19969	60
	including	6.00	22.45	16.45	3.00	669.2	1676	42323	26394	49
	including	30.89	38.22	7.33	1.30	510.1	406	42580	49100	9
	including	30.89	35.32	4.43	1.77	707.8	536	56592	72266	8
	including	39.60	47.55	7.95	1.42	525.9	1650	30807	16992	11
	including	39.60	42.00	2.40	1.77	1147.6	3566	66097	31972	4
	including	49.44	75.00	25.56	2.28	1299.5	2193	53433	25145	58
	including	55.45	75.00	19.55	2.65	1625.5	2722	67578	30234	52
	or	55.45	64.70	9.25	3.04	2984.4	5269	116470	34178	28
	including	78.00	84.00	6.00	1.37	220.8	343	14440	35771	8
	including	86.40	101.08	14.68	0.83	171.1	282	9279	24052	12
	including	89.65	97.00	7.35	0.97	193.2	341	11266	32359	7
	THN11-60	107.60	138.32	30.72	0.14	27.1	63	445	1492	4
	including	122.80	128.12	5.32	0.32	139.5	280	1898	3680	2
THN11-60		210.84	221.29	10.45	0.18	392.8	175	15315	7446	2
	including	215.50	221.29	5.79	0.21	663.0	235	26188	12101	1
	including	215.50	217.90	2.40	0.27	1177.1	353	46808	21054	1
THN11-61	(Talisker)	33.85	42.26	8.41	0.26	1.4	25	529	1066	2
	including	38.38	40.35	1.97	0.82	5.0	74	1915	3897	2
THN11-61		83.15	129.80	46.65	0.29	8.0	697	1409	2306	13
	including	87.10	88.10	1.00	0.85	5.4	30	7270	12000	1
	including	111.00	120.00	9.00	0.71	25.3	2808	1656	2033	6
	including	113.00	115.02	2.02	1.40	52.5	7474	592	448	3
THN11-61		147.00	150.00	3.00	0.19	5.7	579	608	838	1

9.1 Talisker Zone

Holes THN11-41, -43, -51 and -61 were aimed at testing the extent of the high-sulphidation vein-style Talisker Zone mineralization discovered during the drilling of an overburden-covered IP anomaly in 2004 (Baker, 2004). Further to the northeast, where the Thorn Stock is nonconformably overlain by Windy Table volcanic rocks, Talisker/Unconformity-target holes THN11-42, -55, -56 and -59 were designed to intersect the

Talisker Zone below the unconformity and test for postulated focusing of hydrothermal fluids at the interface between the Talisker Zone and the unconformity.

The 2004 discovery hole was directed at a >20 msec chargeability high coincident with a resistivity low on inverted IP geophysics line L90 400E of the North Grid, in an area with no outcrop exposure. This drill hole intersected 56.10 m of 1.27 g/t Au, 16.7 g/t Ag and 0.19% Cu, with a high grade core of 4.48g/t Au, 65.3g/t Ag and 0.65% Cu over 3.55 m. Follow-up drilling in 2005 successfully intersected the mineralization 100 m southwest and northeast of the discovery hole (THN05-36 and THN05-37). The eight 2011 drill holes extended the 200 metre Talisker Zone to approximately 500 metres strike length, gave initial indications of vertical continuity, and helped define the dip of the mineralized alteration/vein zone. THN11-51 is an 18 m step-back from THN04-29, and THN11-61 is a 46 m step-back from THN05-37. THN11-43 was drilled along strike 118 m SW of THN05-36, while THN11-41, -42, -55 and -56, and -59 were drilled NE of THN05-37 by 53 m, ~150, ~320 m, and ~450 m respectively.

THN11-41 (Figure 10a) successfully extended the mineralized zone to the NE. The hole was collared into mafic dykes before coring the Thorn Stock from 19 m depth to the bottom of the hole. The Talisker Zone mineralization was intersected where predicted, occurring as pyrite-sulphosalt blebs and veins associated with a siliceous alteration zone, returning 1.68 g/t Au over 10.15 metres.

THN11-42 (Figure 10b) was drilled to test the unconformity between the Windy Table Suite rocks and the Thorn Stock for possible unconformity-controlled mineralization, as well as to test the northeastward extent of the Talisker system. The hole collared into approximately 60 m of andesite before intersecting the Thorn Stock. Only sporadic pyrite with low Au+Ag values occurs above and below this contact, but the contact itself is marked by a fault here, rather than an unconformity. Two major zones of mineralization were intersected within the Thorn Stock, successfully extending the Talisker system. The first zone is a milky quartz vein from 81.24 to 85.24 m containing 15% pyrite blotches and veins, and 12% blotchy and banded sulphosalts (enargite-tetrahedrite); it averaged 1.72 g/t Au and 136.1 g/t Ag across 3.0 m. The second zone (135.12 – 146.64 m) consisted of pyrite and sulphosalts (enargite-tetrahedrite) in sericitized porphyry; it averaged 1.16 g/t Au across 11.52 m.

THN11-43 (Figure 10c) was drilled to test the SW extent of the Talisker Zone. The hole was drilled within Thorn Stock and intersected a couple of basaltic dykes and a rhyolite dyke in its lower third. Very little mineralization was encountered in THN11-43, with only a thin intersection of pyrite-tetrahedrite-enargite mineralization associated with quartz veins (silica alteration) around 142 m depth; it graded 0.43 g/t Au across 2.91 m. As this hole did not intersect major mineralization, it is suspected that either the zone has pinched out, been faulted off or the hole was too close to the system and should have been stepped back a few tens of meters. In support of the second hypothesis, the porphyry was strongly sericitized right from the top of bedrock.

THN11-51 (Figure 10d) is a step-back from the discovery hole THN04-29. It was collared in Thorn Stock and with the exception of a sliver (~3 m) of basalt, continued through Thorn Stock to the end of the hole. THN11-51 successfully intersected the Talisker mineralization with an average grade of 1.41 g/t Au over 49.78 m, quite comparable to the intersection in THN04-29 above it. The mineralization occurs as pyrite and sulphosalts in a silica alteration zone, and includes an interval grading 3.21 g/t Au over 12.99 m. This hole helps to define the orientation of the mineralized structure, which is very steeply dipping.

THN11-55 (Figure 10e) was collared in the Windy Table Suite volcanic rocks to test the unconformity near its intersection with the projected Talisker Zone. This hole was abandoned before reaching the unconformity and Thorn Stock, due to poor ground conditions.

THN11-56 (Figure 10e) was collared in the Windy Table Suite rocks at the same site as the abandoned hole THN11-55, just 10° steeper. Four mineralized zones were intersected; the highest zone straddles the unconformity between the Windy Table Suite rocks and the Thorn Stock. The contact at 91.64 m is faulted, with sulphide/sulphosalt content decreasing downward in the stock away from the contact. One of the highest Au grades in 2011 core samples came from mineralization in the Thorn Stock within two metres of the unconformity (0.9 m @ 12.35 g/t Au and 138 g/t Ag), within a wider lower-grade intersection straddling the unconformity (19.78 m @ 1.02 g/t Au). The lower three zones are narrower intersections of

lower grade within the Thorn Stock, associated with pyrite-sulphosalt veining (trace sphalerite and galena) in siliceous alteration. THN11-56 was successful in showing an association between mineralization and the unconformity contact zone, as well as extending the Talisker system further NE. Also of note, THN11-56 passed through >100 metres of magmatic hydrothermal breccia similar to the Oban Breccia, with sparse sphalerite, galena and sulphosalts.

THN11-59 (Figure 10f) is the northeasternmost hole to target the Talisker Zone beneath the unconformity. It was collared in Windy Table Suite rocks and intersected the Thorn Stock about halfway down the hole. The base of the drill hole intersected brecciated Thorn Stock. Alteration was weak or absent throughout the hole, no mineralization was noted in core, and only five samples were taken at various intervals through the Thorn Stock portion of the hole, without returning significant results. It is interesting to note that the Lagavulin fault/vein projects northerly to the vicinity of THN11-59, possibly offsetting the Talisker Zone.

THN11-61 (Figure 10g) is a 46-metre step-back from THN05-37. It was collared into Thorn Stock and intersected the Talisker mineralization with an average grade of 0.29 g/t Au over 46.65 m. At the top of the hole an ~8 m mineralized interval was intersected, grading 0.82 g/t Au over 1.97m. The mineralization occurs as pyrite and sulphosalts associated with siliceous alteration.

9.2 MP Vein

Holes THN11-44 and -45 were drilled to test:

- the down-dip extent of the ENE-trending MP vein, which is exposed on surface on the south side of Camp Creek just upstream from its junction with La Jaune Creek; and
- a hypothesized NW-trending feeder structure for the high-sulphidation system along La Jaune Creek, as indicated by the syn-mineralization La Jaune Fault mapped a kilometre to the northwest and a nine-kilometre northwesterly-trending magnetic low along La Jaune Creek.

THN11-44 (Figure 10h) intersected 19.29 m of overburden before hitting Thorn Stock bedrock. Two mineralized zones were intersected; the first contained pyrite and sulphosalts associated with siliceous alteration and returned 3.13% Cu, 0.73 g/t Au and 189 g/t Ag over 1.20 m, and the second was a massive pyrite-tetrahedrite vein which assayed 3.38% Cu, 158 g/t Ag and 0.55 g/t Au over 0.25 m. The remainder of the hole was relatively unmineralized. Basaltic dyking is common throughout the bottom of the hole, although they may represent a few dykes subparallel to the hole.

THN11-45 (Figure 10h) was drilled from the same set-up as THN11-44, with the same orientation, but 25° steeper. Thorn Stock was intersected throughout the entire drill hole. Sericite-pyrite alteration hosts scattered pyrite-sulphosalt veins with rare chalcopyrite from 39.20 to 126.91 m. These give numerous narrow intersections, including 0.74 metres grading 4.14% Cu, 384 g/t Ag and 1.22 g/t Au, and 0.45 metres grading 6.63% Cu, 343 g/t Ag and 1.41 g/t Au; widths and Cu grades are similar to surface sampling of the MP Vein, but Au and Ag grades are substantially higher.

9.3 F Zone

Holes THN11-46, -47 and -48 were drilled to test the F Zone in the vicinity of its intersection with the recently mapped Lagavulin Vein.

THN11-46 (Figure 10i) is located on the east side of Eye Creek approximately 190 m NNW of THN04-35; it was directed toward the Oban Breccia in hopes of passing through the full width of the F Zone and bottoming in the breccia pipe. The hole was collared into Thorn Stock, which dominates the hole with basaltic and rhyolitic dykes in its lower half; the Oban Breccia was not intersected. High-sulphidation silica veining with pyrite-sulphosalt mineralization was encountered in three distinct zones returning generally low grades. Silica veins, commonly with 1-5% sulphosalts, 2-5% pyrite and minor galena and sphalerite, are chaotic and irregular in nature.

THN11-47 (Figure 10j) was collared approximately 150 m WSW of THN11-46 and targeted at the projected intersection of the F Zone and Lagavulin Vein. This hole was drilled entirely within the Thorn Stock

but intersected basaltic dykes throughout the hole and several fault zones. Several narrow veins were intersected, the best of which graded 235 g/t Ag, 1.88 g/t Au, 1.07% Cu and 1.19% Zn across 0.96 metres as a massive sulphide-sulphosalt vein within a fault zone.

THN11-48 (Figure 10k) was collared on a steep slope on the south side of Camp Creek approximately 180 m SSW of THN11-47, again targeted at the projected intersection of the F Zone and Lagavulin Vein. This hole cut predominantly Thorn Stock with felsic and basaltic dykes throughout the bottom third of the hole. Three weak zones were intersected with mineralization occurring as pyrite-sulphosalt veins and blebs (occasional sphalerite and galena) associated with siliceous alteration zones within the Thorn Stock; the highest-grade intersection contained 1.85 g/t Au, 109 g/t Ag and 0.97% Cu over 1.04 m.

9.4 B Zone/Lagavulin Vein

THN11-49 (Figure 10l) was targeted at the projected intersection of the B Zone and the Lagavulin Vein, 150 m northeast of historic holes 86-3 to -5. There is very little outcrop in the immediate area; THN11-49 was collared into a till-covered ridge and intersected 16.25 m of overburden before hitting bedrock. Weakly to moderately sericite-clay altered Thorn Stock containing 1-5% disseminated pyrite was initially intersected, grading into moderately to strongly altered Thorn Stock with intense silica alteration from 41.32 to 88.52 m, probably representing the B Zone. This zone contains pyrite-sulphosalt mineralization associated with the silica alteration and grades 0.89 g/t Au over the full 24.04 m mineralized interval, including 2.35 g/t Au over 5.04 m. Faulting is common throughout the interval, and the basal contact is abruptly cut by an andesitic dyke.

A second hole was initiated in this area as a step-back from THN11-49. Unfortunately the drilling was quite difficult and the pad became structurally unsound, so it was abandoned at 16.76 m in overburden.

9.5 Balvenie Zone

THN11-50 (Figure 10m) was drilled obliquely across ENE-trending and NW-trending high-sulphidation veining exposed on surface. It was designed to test for a postulated NW-trending feeder zone to the mineralizing system along the newly-mapped La Jaune Fault near its intersection with the ENE-trending Balvenie Zone. After almost 23 metres of overburden, the drill intersected intermittently silica-sericite altered Thorn Stock with two thin breccia zones (2-4 m) mid unit, and local pyrite-sulphosalt mineralization. Basaltic dykes are prevalent through the lower half of the hole, and in places it appears that the sulphide mineralization proximal to these dykes has been remobilized. There was no significant Au or Ag in the core, although scattered base metals are present, including 0.96 metres grading 1.14% Cu.

9.6 G Zone

THN11-52 (Figure 10n) was the only hole to be drilled on the west side of La Jaune Creek in 2011, as well as the only hole not to target the Oban Breccia or high-sulphidation veins within the Thorn Stock. It was collared 80 metres SSE of the high-grade surface exposure of G Zone quartz-arsenopyrite-chalcopyrite veining. Five of nine surface grab samples collected in 2005, and the one collected in 2011, returned values with greater than 0.3 g/t Au; three particularly impressive samples from 2005 returned 6.85 g/t Au, 9.01 g/t Au and 17.4 g/t Au. Veining at the G Zone is oriented at 120°/55°S, dipping towards Gee Creek, so the hole was collared on the south side of Gee Creek and directed to the NNW.

The hole collared into pillow basalts of the Stuhini Group, which were intermittently cut by a diorite (similar looking to the Thorn Stock). A 5-m wide fault zone at 156.43-161.54 m is associated with barren calcite-silica vein/breccia. This is too deep to represent the downward continuation of the G Zone unless it becomes subvertical; more likely it has pinched out or been faulted off above this point. No sulphide mineralization was encountered in the hole with the exception of three small pyrite veins between 162.40 – 182.29 m, and no significant base or precious metals were intersected.

9.7 Oban Zone

Holes THN11-53, -57 and -60 were drilled in the vicinity of known Ag-Pb-Zn-Au mineralization in the Oban breccia pipe.

THN11-53 (Figure 10o) was collared immediately south of the Oban Breccia and drilled to the north, obliquely to previous drilling in the area, through the heart of previously-drilled mineralization. It passed from weakly altered Thorn Stock at 19.23 m into ~290 metres of variably altered and mineralized Oban Breccia (and occasional felsic and basaltic dykes); the bottom 24 metres intersected weakly altered porphyry, either the Thorn Stock or a mega-fragment of it. Mineralization occurs as pyrite, pyrrhotite, chalcopyrite, galena and sphalerite within the matrix and as veinlets and blebs within clasts. Results were generally lower than in nearby holes, with two broad zones of low grade mineralization: 70.94 m @ 39.8 g/t Ag and 0.19 g/t Au (61.61-132.55 m) and 75.25 m @ 14.8 g/t Ag and 0.44 g/t Au (168.54 – 243.79 m). Interestingly, the lower intersection has higher Au and Cu but lower Ag, Pb and Zn, a previously-noted tendency.

THN11-57 (Figure 10p) is a vertical hole that was collared in Oban Breccia approximately 18 metres NE of THN11-53 and 6 metres SE of previously-drilled vertical hole THN03-22. Hole THN11-57 was drilled entirely within Oban Breccia, with the exception of a 5.7 m sliver of Thorn Stock (more likely a mega-fragment). Sulphide-sulphosalt mineralization occurs between fragments and within them. Considering how close THN11-57 is to THN03-22, the grades from their upper portions are surprisingly different and probably indicate strong metal zonation: THN03-22 reported 30.6 m @ 61.6 g/t Ag and 0.16 g/t Au down to 40.2 m, whereas all core above 40.2 m in THN11-57 contained <10 g/t Ag and <0.1 g/t Au. The breccia is mineralized more or less continuously between 46.0 m and 224.2 m, with Au and Cu generally increasing downwards and Ag, Pb and Zn increasing upwards. Of particular note is disseminated and fracture-filling pyrite-sulphosalt-chalcopyrite-arsenopyrite mineralization between 201.0 and 219.58 m, which averaged 4.10 g/t Au, 103 g/t Ag and 0.93% Cu over 18.58 m.

THN11-60 (Figure 10p) was drilled through the heart of several good intersections from previous drill campaigns on the Oban Zone and intersected Oban Breccia throughout the entire hole. Pyrite-sulphosalt-galena-sphalerite mineralization occurs as disseminations, as irregular stringers, commonly with symmetrical banding of the sulphides/sulphosalts, and as matrix-fill.

Given the nearby drilling, it is not surprising that THN11-60 encountered Ag-Au-Pb-Zn mineralization near surface, but it produced markedly higher Ag and Au grades than any of the previously-drilled holes in its vicinity. It intersected 95.08 m (6.00 – 101.08 m) averaging 628 g/t Ag, 1.71 g/t Au, 3.31% Pb and 2.39% Zn, including 9.25 m averaging 2984 g/t Ag, 3.04 g/t Au, 11.65% Pb, 3.42% Zn and 0.53% Cu. The controls that produced these unexpectedly high grades are not currently known.

Another intersection from similar mineralization was returned from near the bottom of the hole: 10.45 m averaging 393 g/t Ag, 1.53% Pb and 0.18 g/t Au.

9.8 I Zone

THN11-54 (Figure 10q) was designed to test the I Zone beneath the unconformity between Windy Table Suite volcanic rocks and the Thorn Stock. Previous drilling in 2002 intersected veining and faulting in holes THN02-09 and -10; THN02-09 intersected 5.08 g/t Au and 156 g/t Ag over 1.04 m at a depth of approximately 20 metres below surface, but suffered from poor recovery. THN11-54 passed through the unconformity between Windy Table and Thorn Stock at 55.60 m, without any change in alteration or mineralization. It cut the I Zone fault between 90.24 and 105.78 m; the fault hosts scattered pyrite-chalcopyrite-sulphosalt-silica veins. The fault zone averages 1.25 g/t Au and 54 g/t Ag across 15.83 m, including 3.13 g/t Au and 123 g/t Ag across 4.85 m. The I Zone dips steeply to the SE and is open to the NE and SW; THN11-54 intersected it about 70 metres below surface.

It appears that THN11-54 was stopped short of the projected location of the Lagavulin Vein.

9.9 C Zone

THN11-58 (Figure 10r) tested a geophysical anomaly south of Camp Creek with similar high chargeability and low resistivity characteristics as the Talisker Zone alteration/veining corridor. THN11-58 was collared approximately 165 m NNW of THN04-34. The top of the hole encountered locally graphitic, weakly pyritic, Stuhini(?) Group conglomerate, sandstone and siltstone, before a sharp contact with the Thorn Stock at 169.49 m. Porphyry of the Thorn Stock was variably sericitized and pyritic, but contained no significant Au or Ag values.

It is considered that the high chargeability was due to pyrite and graphite and the lower resistivity to the underlying Thorn Stock.

10.0 GEOCHEMISTRY

10.1 Soil Geochemistry

One hundred and fifty-nine soil samples were collected in 2011. Of these, 156 were from north of the Sutlahine River, and 3 samples were from south of the Sutlahine (Figures 11a-c). Previous soil sampling for which data is available includes 754 soils reported by Walton (1984) and Cann & Lehtinen (1991) from the Outlaw area and 1475 soils collected across the property by Rimfire (Awmack, 2000; Baker, 2004, 2005; Baker and Simmons, 2006). Though these data sets are not strictly comparable, (the Cirque samples, most of the Outlaw samples and some of those taken north of the Sutlahine River were taken from talus fines, while much of the remaining sampling was done in well-vegetated areas where soil development is relatively good) they can still give a reasonable property-wide distribution for use in defining surface geochemical anomalies. Table 11 and 12 show percentile cut-offs and correlation coefficients derived from this dataset.

Table 11: Soil Geochemistry Percentiles

	Au (ppb)	Ag (ppm)	As (ppm)	Cu (ppm)	Pb (ppm)	Sb (ppm)	Zn (ppm)
Population	2368	2384	2379	2100	2097	2373	2099
Max Value	13478	611	27927	2130	17758	7500	3620
Min Value	<10	<0.3	<2	0	<2	>3	0
98th	491	11.2	2556	345	1316	236	669
95th	273	3.9	1293	216	444	75	448
90th	140	2.0	732	166	218	31	321
85th	85	1.4	511	143	145	20	263
80th	55	1.1	399	123	106	15	223
70th	30	0.8	260	97	69	10	170
60th	20	0.6	169	81	50	7	139
50th	14	0.4	118	68	40	5	116

Table 12: Soil Geochemistry Correlation Coefficients

	Au	Ag	As	Cu	Pb	Sb	Zn
Au		0.79	.32	0.23	0.52	0.77	0.10
Ag	0.79						
As	0.32	0.51					
Cu	0.23	0.16	0.23				
Pb	0.52	0.85	0.61	0.18			
Sb	0.77	0.87	0.34	0.12	0.70		
Zn	0.10	0.14	0.30	0.35	0.30	0.05	

Results from the 2011 soil sampling were generally low. Only 38 of the 159 samples collected in 2011 exceeded the 80th percentile in at least one of the elements of most interest and just 10 exceeded the 90th percentile in one of these elements. Table 13 lists all samples exceeding the 80th percentile in one of these elements.

Six samples exceeded the 80th percentile for Au, four of them on the north slope of the ridge immediately north of the Sutlahine River (Figure 11a) and unaccompanied by elevated levels of other elements. These appear to be related to an underlying monzonite to granodiorite porphyry of the Windy Table intrusive suite. Five samples exceeded the 80th percentile (1.1 ppm) for Ag, mainly along the contour soil line in the northernmost sampled bowl (Figure 11b), which has pyritic feldspar-quartz porphyry cutting Stuhini Group mafic volcanic rocks. A few of the soils in this area also had elevated Pb and Zn concentrations. There are a few isolated copper-in-soil highs, most notably a cluster of three samples exceeding the 95th percentile (216 ppm Cu) located on the northeastern end of a contour line near the northern extent of the property (Figure 11c); no mapping has been done in this area to explain their source and the anomaly remains open to the northeast.

Three soil samples were taken south of the Sutlahine River from an area underlain by Windy Table volcanic rocks in the headwaters of Amarillo Creek area. Two of these samples returned very high As values (3120 and 6770 ppm); one of these also had 56 ppb Au, 50 ppm Sb and 200 ppm Pb. The source of these highly anomalous samples is not known.

Table 13: Anomalous Soil Samples

Sample Number	Au (ppb)	Ag (ppm)	As (ppm)	Cu (ppm)	Pb (ppm)	Sb (ppm)	Zn (ppm)
L845105	37	0.8	87	**135**	57	<2	60
L845111	<5	0.3	29	30	36	<2	**266**
L845114	<5	**1.9**	8	20	19	<2	106
L845129	<5	**1.2**	5	43	18	<2	11
L845132	<5	0.6	24	**162**	47	<2	70
L845137	12	0.9	16	49	**134**	<2	121
L845138	29	**1.7**	24	72	**232**	<2	**231**
L845139	9	1	23	75	**154**	<2	296
L845140	15	**1.3**	19	94	**152**	<2	148
L845141	<5	0.6	12	**147**	38	<2	139
L845146	34	0.5	19	**157**	92	<2	68
L845147	15	0.2	17	**249**	14	<2	110
L845148	<5	0.2	15	**249**	15	<2	122
L845149	6	0.2	11	**239**	9	<2	93

Table 13: Anomalous Soil Samples (continued)

Sample Number	Au (ppb)	Ag (ppm)	As (ppm)	Cu (ppm)	Pb (ppm)	Sb (ppm)	Zn (ppm)
L845162	<5	0.3	200	109	91	2	**425**
L845163	19	0.4	**685**	**202**	85	8	**453**
L845164	8	0.3	133	**289**	32	3	211
L845165	<5	0.7	89	33	43	3	**305**
L845166	17	0.9	321	102	**164**	7	**242**
L845167	11	0.8	308	96	**150**	6	**243**
L845168	<5	0.8	278	87	**149**	7	204
L845169	11	0.9	244	86	**125**	7	186
L845170	9	0.7	250	83	**130**	6	**225**
L845173	10	0.5	135	69	76	5	**270**
L845174	6	1	194	80	105	6	**230**
L845176	12	0.5	174	62	**109**	5	**316**
L845180	<5	0.5	15	**152**	16	2	65
L845196	**80**	0.3	31	36	28	2	161
L845197	**63**	0.6	56	30	32	3	52
L845202	5	0.5	8	33	17	<2	**245**
L845210	46	0.7	52	**157**	35	4	81
L845218	**89**	0.4	22	48	12	<2	43
L845233	**55**	<0.2	82	59	18	2	94
L845247	**109**	0.3	29	27	29	2	36
L845250	<5	0.4	27	34	89	3	**347**
L559051	11	0.2	311	18	**127**	4	116
L559052	29	0.7	**3120**	24	**131**	**23**	151
L559053	**56**	**1.7**	**6770**	34	**200**	**50**	**230**
>80th Percentile	**55**	**1.1**	**399**	**123**	**106**	**15**	**223**
>90th Percentile	**140**	**2.0**	**732**	**166**	**218**	**31**	**321**
>95th Percentile	**273**	**3.9**	**1293**	**216**	**444**	**75**	**448**

10.2 Silt Geochemistry

Two silt samples were collected during the 2011 surface program from north of the Sutlahine River (Figures 12a-c), and did not return any significant values (Appendix E.2).

10.3 Rock Geochemistry

One hundred and four rock samples were collected during the course of mapping and prospecting in 2011. Of the 104 total rock samples taken, 81 were collected north of the Sutlahine River, and 23 were collected south of the Sutlahine River (Figures 12a-c, 13a-c). Samples with elevated levels of an element of interest are listed in Table 14; rock sample descriptions are attached in Appendix D.

Sample L559004 (20.9 g/t Au, 1100 g/t Ag and 31.6% Cu) was taken from a float boulder of sulphosalt-rich vein material on the north side of Camp Creek about 300 m NE of La Jaune Creek; its source is not known. Sample L559003 (1.71 g/t Au, 328 g/t Ag and 0.87% Cu) was taken from a >20cm vein boulder in Eye Creek, probably derived from the Lagavulin Vein.

Sample K933564 (8.14 g/t Au) was collected from a 1-m wide zone of Fe-carbonate altered and silicified volcanic rock in the headwaters of Amarillo Creek. Sample K933563 (1.37% Cu) was taken from a limonitic Fe-carbonate altered and silicified outcrop at the G Zone.

Table 14: Significant Rock Analyses (>0.3 g/t Au)

Sample	Easting	Northing	Au (g/t)	Ag (g/t)	Cu (ppm)	Pb (ppm)	Zn (ppm)
K933563	626977	6491772	0.35	35.7	**13650**	74	137
K933564	628110	6493818	**8.41**	51.5	651	1005	360
K933566	620832	6503331	0.66	12.2	57	1655	1525
K933571	620921	6503596	0.36	0.6	86	9	30
K933572	621790	6498301	0.67	3.3	10	9	15
K933579	623228	6500193	**1.32**	1.1	12	10	33
K933585	627537	6493762	0.66	0.5	4	15	8
L559003	628274	6492125	**1.71**	**328.0**	8690	2240	743
L559004	627880	6491860	**20.90**	**1100.0**	**316000**	310	1510
L824352	623126	6500072	0.32	1.8	8	43	21
L824357	622999	6500246	0.34	0.8	12	10	37
L824359	621671	6506360	**1.01**	2.0	16	174	56
L824360	621641	6506374	0.66	2.5	107	29	32
L824363	621567	6506354	0.30	3.2	32	130	73
L824364	621429	6506252	0.70	8.1	233	982	1380
L824367	621590	6506214	0.66	5.5	105	39	73
L824374	621674	6506361	0.33	1.5	12	427	91
L824384	623606	6499996	0.32	0.6	17	24	65
L824387	627605	6494013	0.53	1.3	4	18	10

11.0 DISCUSSION AND CONCLUSIONS

The Thorn property hosts a major precious metal-bearing, porphyry-related, hydrothermal system which manifests itself as intermediate- to high-sulphidation (referred to in this report for simplicity as high-sulphidation) Au-Ag-Cu veins and by a breccia pipe with matrix-hosted Ag-Pb-Zn-Au mineralization near surface and indications of increasing Au and Cu (and decreasing Ag, Pb and Zn) with depth. High-sulphidation veining has been mapped and drilled over an area measuring 1,400 x 3,000 metres, hosted by the 93 Ma diorite porphyry Thorn Stock. Numerous veins and vein corridors have been discovered and drilled; the best pre-2011 drill intersections included 4.2 m @ 4.44 g/t Au, 408 g/t Ag and 2.95% Cu (Talisker Zone), 1.24 m @ 3.47 g/t Au, 232 g/t Ag and 3.73% Cu (Tamdhu Vein), 2.3 m @ 3.16 g/t Au and 101 g/t Ag (I Zone) and 41.5 m @ 1.01 g/t Au (B Zone). The Oban Breccia is a ~300-m diameter magmatic-hydrothermal breccia within the Thorn Stock. Several holes drilled between 2002 and 2004 intersected near-surface, matrix-hosted, pyrite-boulangerite-sphalerite mineralization over broad widths in the Oban Breccia; the best pre-2011 intersection graded 1.22 g/t Au, 103 g/t Ag, 0.7% Zn and 0.6% Pb over 38.6 m.

Geological mapping in 2011 was directed primarily at the high-sulphidation vein targets within the Thorn Stock. The major revelations, some of which led to drill targets, were:

- recognition of three distinct veins striking 070° within the Camp Creek Corridor over a strike length of 1,300 metres. These veins had been previously differentiated in the F Zone, which has extremely good outcrop exposure, but can be traced under cover westerly through a number of previously-described but poorly exposed vein-bearing outcrops.
- discovery of the Lagavulin Vein, a major fault/vein structure which strikes 025°, oblique to veins of the Camp Creek Corridor. It is exposed in Camp Creek and inferred for 1,400 metres from the I Zone to the Cardhu Vein.
- confirmation of the La Jaune Fault. A northwest-striking fault had been previously postulated along La Jaune Creek, controlling the western edge of the Thorn Stock and marked by a 9-kilometre long

magnetic low. The steeply-dipping La Jaune Fault was mapped in outcrop in La Jaune Creek near the Balvenie Zone, juxtaposing the Thorn Stock with Stuhini Group sedimentary rocks. High-sulphidation veining has two orientations in this area, striking 070° like the Balvenie veins and 325° like the La Jaune Fault, suggesting that it was active in the Cretaceous, after intrusion of the Thorn Stock and prior to the high-sulphidation veining event.

The main focus of the 2011 Thorn exploration program was diamond drilling, with 21 holes totalling 5,682.37 m of NQ and NQ2 core. Of this, 3 holes (873.36 m) were drilled within the Oban Breccia and one (256.03 m) into the G Zone; the remaining 17 holes (4,552.98 m) were directed at a variety of high-sulphidation vein targets. Highlights of the drilling program included:

- expansion of known mineralization within the Talisker Zone from 200 m to 500 m strike length, with the best 2011 intersection grading 1.41 g/t Au over 49.78 m (THN11-51). The northeasternmost hole testing the projected strike extension of the Talisker Zone under the Windy Table volcanic rocks hit no significant alteration or mineralization, suggesting that the zone may have been offset by faulting in the ~130 metres separating it from hole THN11-56, which contained several narrow intersections in the Talisker Zone.
- confirmation of the presence of unconformity-related mineralization in one of the four holes testing the contact between the Thorn Stock and the nonconformably overlying Windy Table volcanic rocks. THN11-56 intersected 0.9 m grading 12.35 g/t Au and 138 g/t Ag in intensely silicified Thorn Stock starting less than 2 m below the unconformity. This target was suggested by analogies with the Lepanto deposit in the Philippines (Hedenquist et al., 1998), where the strongest high-sulphidation veining occurs within a fault zone immediately below an unconformity.
- intersection of substantially higher near-surface grades (95.08 m grading 628 g/t Ag, 1.71 g/t Au, 3.31% Pb and 2.39% Zn in THN11-60) in the Oban Breccia than previously-drilled holes nearby. These grades, 42 – 510% higher than the best previous hole, increases potential for economically significant Ag-Au-Zn-Pb mineralization near surface in the Oban Breccia.
- increased Au and Cu grades at depth within the Oban Breccia, exemplified by the intersection of 18.58 m grading 4.1 g/t Au, 0.93% Cu and 103 g/t Ag in THN11-57, starting at a vertical depth of 201 metres below surface. It may be that the near-surface Ag-Au-Zn-Pb mineralization within the breccia pipe represents distal metal zonation within a porphyry system. The increasing Au and Cu grades at depth may represent a transition towards higher temperature Cu-Au(-Mo?) porphyry-style mineralization at depth.
- confirmation of a broad fault/vein zone at the I Zone, including 4.85 m grading 3.13 g/t Au and 123 g/t Ag in THN11-54.
- intersection of narrow Cu-rich veins at depth below the MP Vein, including 0.74 m grading 4.14% Cu, 384 g/t Ag and 1.22 g/t Au in THN11-45.
- testing of the concept of a mineralized northwesterly-trending feeder structure along La Jaune Creek. Two holes tested this concept at its intersection with the Balvenie Zone and the MP Vein without success.
- explanation of a high chargeability and low resistivity IP response in the C Zone, south of Camp Creek, which had been postulated to represent another corridor of high-sulphidation veining similar to the Talisker Zone. Hole THN11-58 tested this target and showed that it was due to variably graphitic and pyritic Stuhini Group sedimentary rocks overlying unmineralized Thorn Stock.

Respectfully submitted,

“signed and sealed”

_____

Henry J. Awmack, P.Eng.
EQUITY EXPLORATION CONSULTANTS LTD.
Vancouver, British Columbia
February 17, 2012

Appendix A: References

REFERENCES

Adamson, R. S., 1963, Thorn Property Report, Taku Project: Private report for Julian Mining Company.

Adamson, R. S., 1964, Thorn Project: Private report for Julian Mining Company.

Adamson, R. S., 1965a, Thorn Project - 1965: Private report for Julian Mining Company.

Adamson, R. S., 1965b, Thorn Project - 1965, Cirque Zone: Private report for Julian Mining Company.

Aspinall, C., 1991, Geological and Geochemical Work on the King Claims 2-6, 10-14: British Columbia Ministry of Energy, Mines and Petroleum Resources Assessment Report #21,530, p. 101.

Aspinall, N. C., 1994, Assessment Report of 1994 Work on the Thorn-Sutlahine Au-Ag-Cu Property: British Columbia Ministry of Energy, Mines and Petroleum Resources Assessment Report #23,612, p. 57.

Awmack, H. J., 2000, 2000 Geological, Geochemical and Geophysical Report on the Thorn Property: British Columbia Ministry of Energy, Mines and Petroleum Resources Assessment Report #26,433, p. 275.

Awmack, H. J., 2003, 2002 Geological, Geochemical and Diamond Drilling Report on the Thorn Property: British Columbia Ministry of Energy, Mines and Petroleum Resources Assessment Report #27,120, p. 210.

Awmack, H. J., 2011, 2010 Geophysical Report on the Thorn Property: British Columbia Ministry of Energy, Mines and Petroleum Resources Assessment Report, p. 76.

Baker, D. E. L., 2004, 2003 Geological, Geochemical and Diamond Drilling Report on the Thorn Property: British Columbia Ministry of Energy, Mines and Petroleum Resources Assessment Report #27,379, p. 326.

Baker, D. E. L., 2005, 2004 Geological, Geochemical, Geophysical and Diamond Drilling Report on the Thorn Property: British Columbia Ministry of Energy, Mines and Petroleum Resources Assessment Report #27,673, p. 326.

Baker, D. E. L., and Simmons, A., 2006, 2005 Geological, Geochemical, Geophysical and Diamond Drilling Report on the Thorn Property: British Columbia Ministry of Energy, Mines and Petroleum Resources Assessment Report #28,151, p. 290.

Barr, D. A., 1989, Geological Report on the Thorn Property: Private Report for Shannon Energy Ltd.

Brown, D., and Shannon, K., 1982, Geological and Geochemical Report on the Outlaw Claims 1-4: British Columbia Ministry of Energy, Mines and Petroleum Resources Assessment Report #10,532, p. 18.

Cann, R. M., and Lehtinen, J., 1991, Geological and Geochemical Report on the Outlaw Claims: British Columbia Ministry of Energy, Mines and Petroleum Resources Assessment Report #21,756, p. 80.

Chapman, J., 1991, Assessment Report on the Tulsequah D Project: British Columbia Ministry of Energy, Mines and Petroleum Resources Assessment Report #21,907, p. 65.

Duncan, R., 2008, 2008 Geological and Geochemical Report on the Kizmet Property: British Columbia Ministry of Energy, Mines and Petroleum Resources Assessment Report #29,771, p. 41.

Hedenquist, J. W., Arribas, A., and Reynolds, T. J., 1998, Evolution of an Intrusion-Centered Hydrothermal System: Far Southeast-Lepanto Porphyry and Epithermal Cu-Au Deposits, Philippines: Economic Geology and the Bulletin of the Society of Economic Geologists, v. 93, p. 373-404.

Lang, J. R., and Thompson, A., 2003, Thorn Property, British Columbia, Petrography and SEM Analysis of Eight Polished Thin Sections:Private report for Rimfire Minerals Corporation and First Au Strategies Corp.

Lewis, P., 2002, Structural Analysis of Au-Ag-Cu Mineralization in the Camp Creek Area, Thorn Property: Private report for Rimfire Minerals Corporation and First Au Strategies Corp.

Mann, R. K., and Newton, A. C., 2006, 2005 Geological and Geochemical Report on the Kizmet, LJ, Sutlahine, EMU, LAW, BS-J, Tunjony and Plum Properties: British Columbia Ministry of Energy, Mines and Petroleum Resources Assessment Report #28,196, p. 268.

Mihalynuk, M. G., 1999, Geology and Mineral Resources of the Tagish Lake Area, Northwestern British Columbia, British Columbia Ministry of Energy, Mines and Petroleum Resources Bulletin 105.

Mihalynuk, M. G., Meldrum, D., Sears, S., and Johannson, G., 1995, Geology and Mineralization of the Stuhini Creek Area (104K/11), Geological Fieldwork 1994, British Columbia Ministry of Energy, Mines and Petroleum Resources Paper 1995-1, p. 321-342.

Mihalynuk, M. G., Mortensen, J., Friedman, R., Panteleyev, A., and Awmack, H. J., 2003, Cangold Partnership: Regional Geologic Setting and Geochronology of High Sulphidation Mineralization at the Thorn Property.

Mihalynuk, M. G., Smith, M. T., Hancock, K. D., and Dudka, S., 1994, Regional and Economic Geology of the Tulsequah River and Glacier Areas (104K/12 & 13), Geological Fieldwork 1993, British Columbia Ministry of Energy, Mines and Petroleum Resources Paper 1994-1, p. 171-197.

Moffat, L., and Walton, G., 1987, Diamond Drilling, Outlaw Claims: British Columbia Ministry of Energy, Mines and Petroleum Resources Assessment Report #16,310, p. 55.

Oliver, J. L., 1996, Geology of the Stikine Assemblage Rocks in the Bearskin (Muddy) and Tatsamenie Lake District, 104K/1 and 104K/8, Northwestern British Columbia, Canada and Characteristics of Gold Mineralization, Golden Bear Mine, Queen's University, unpublished Ph.D. thesis, 242 p.

Poliquin, M. J., and Poliquin, J. D., 1998, Geology and Hydrothermal Alteration Mineralogy of the Thorn Prospect: British Columbia Ministry of Energy, Mines and Petroleum Resources Assessment Report #25,725, p. 69.

Reid, W., 1987, Geological and Geochemical Report, 1986, on the KS-1 and KS-2 Claim Blocks: British Columbia Ministry of Energy, Mines and Petroleum Resources Assessment Report #15,477, p. 22.

Rye, K. A., 1992, Geological and Geochemical Report on the Thorn-Stress Property: British Columbia Ministry of Energy, Mines and Petroleum Resources Assessment Report #22,141, p. 39.

Sanguinetti, M. H., 1969, Report on the Ink and Lin Groups: British Columbia Ministry of Energy, Mines and Petroleum Resources Assessment Report #2,512, p. 48.

Simmons, A., 2005, Geological and Geochronological Framework and Mineralization Characterization of the Thorn Property, and Associated Volcanoplutonic Complexes of Northwestern British Columbia, Canada, University of British Columbia M.Sc. thesis.

Simmons, A. T., 2004, 2004 Geological and Geochemical Report on the LJ and Sutlahine Properties: British Columbia Ministry of Energy, Mines and Petroleum Resources Assessment Report #27,589, p. 181.

Simmons, A. T., Tosdal, R., Baker, D., and Baknes, M., 2004, Geologic Framework of the Thorn Epithermal Deposit, Northwestern BC, Poster Abstract for the 2004 Mineral Exploration Roundup, BC & Yukon Chamber of Mines.

Simmons, A. T., Tosdal, R. M., Baker, D. E. L., Friedman, R. M., and Ullrich, T. D., 2005, Late Cretaceous Volcanoplutonic Arcs in Northwestern British Columbia: Implications for Porphyry and Epithermal Deposits, Geological Fieldwork 2004, British Columbia Ministry of Energy, Mines and Petroleum Resources Paper 2005-1, p. 347-360.

Smith, P. A., 2000, Dighem Survey, Thorn Project, B.C.: Private report for Rimfire Minerals Corporation.

Smith, S. W., 1989, Assessment Report on the Geological and Geochemical Work on the Bryar Mineral Claim: British Columbia Ministry of Energy, Mines and Petroleum Resources Assessment Report #19,326, p. 23.

Souther, J. G., 1971, Geology and Mineral Deposits of Tulsequah Map-area, British Columbia, Geological Survey of Canada Memoir 362.

Venter, N., Prikhodko, A., and Kumar, H., 2010, Report on a Helicopter-borne Versatile Time Domain Electromagnetic (VTEM) and Aeromagnetic Geophysical Survey: Appendix C to this report, p. 17.

Wallis, J. E., 1983, Geology, Geochemistry, Geophysics of the Thorn Property: British Columbia Ministry of Energy, Mines and Petroleum Resources Assessment Report #11,923, p. 25.

Walton, G., 1984, Geological, Geochemical, Geophysical Work, Outlaw 1-4 Claims: British Columbia Ministry of Energy, Mines and Petroleum Resources Assessment Report #12,654, p. 42.

Walton, G., 1987, Tats Project, 1987 Summary Report: British Columbia Ministry of Energy, Mines and Petroleum Resources Assessment Report #16,726, p. 133.

White, L. G., 1970, Geophysical Report on a Magnetometer Survey, Mad and Nut Claim Group: British Columbia Ministry of Energy, Mines and Petroleum Resources Assessment Report #2,537, p. 15.

Woodcock, J. R., 1982, The Thorn Property: British Columbia Ministry of Energy, Mines and Petroleum Resources Assessment Report #10,243, p. 41.

Woodcock, J. R., 1986, The Thorn Property: Private report for American Reserve Mining Corporation.

Woodcock, J. R., 1987, Drilling Report, Thorn Property: British Columbia Ministry of Energy, Mines and Petroleum Resources Assessment Report #15,897, p. 90.

Appendix B: Statement of Expenditures

STATEMENT OF EXPENDITURES
THORN PROPERTY
June 6 - October 15, 2011

PROFESSIONAL FEES AND WAGES:

Henry Awmack, P. Eng.			
	9.35 days @	$700/day	$ 6,548.00
Darcy Baker, P. Geo.			
	39.39 days @	$700/day	27,573.00
Matt Brickenden, Sampler			
	1.50 days @	$275/day	412.50
Drew Campbell, Sampler			
	18.00 days @	$275/day	4,950.00
Wanda Carter, Project Geologist			
	127.15 days @	$700/day	89,005.00
Emily Cohoe, Bullcook			
	4.00 days @	$275/day	1,100.00
Joshua Edmunds, Sampler			
	2.50 days @	$275/day	687.50
Dan Gainer, Sampler			
	6.25 days @	$275/day	1,718.75
Mitch Garrison, Sampler			
	32.75 days @	$275/day	9,006.25
Annette Giesbrecht, Cook/First Aid Level III			
	59.50 days @	$550/day	32,725.00
Ryan Girling, Sampler			
	23.25 days @	$275/day	6,393.75
Cody Haffner, Sampler			
	25.00 days @	$275/day	6,875.00
Stewart Harris, P. Geo.			
	0.93 days @	$700/day	651.00
Brian Hegarty, Sampler			
	30.50 days @	$275/day	8,387.50
Brittany Hilderman, Sr. Sampler			
	62.25 days @	$325/day	20,231.25
June Jack, Bullcook			
	22.50 days @	$275/day	6,187.50
Loni Jack, Bullcook			
	14.50 days @	$275/day	3,987.50
William James, Geologist			
	38.50 days @	$575/day	22,137.50
Marilyn Livingstone, Cook/First Aid Level III			
	27.50 days @	$550/day	15,125.00
Joe McCreery, Project Manager			
	8.50 days @	$625/day	5,312.50
Margot McKeown, Project Geologist			
	5.59 days @	$700/day	3,913.00
Tom Michaluk, Sr. Sampler			
	49.00 days @	$325/day	15,925.00
Scott Parker, GIS / Logistics			
	61.50 hours @	$75/hour	4,612.50
Neil Rushton, Project Manager			

	10.50 hours @	$625/day	9,375.00	
Mike Salt, Sampler				
	6.00 days @	$275/day	1,650.00	
Colin Slauenwhite, Project Manager				
	56.88 days @	$625/day	35,550.00	
Blaine Smith, Sampler				
	6.00 days @	$275/day	1,650.00	
Dawn Thompson, Cook/ First Aid Level III				
	5.50 days @	$550/day	3,025.00	
Ryan Toole, Project Geologist				
	60.50 days @	$700/day	42,350.00	
Agata Zurek, GIS				
	2.00 hours @	$75/hour	150.00	
Clerical				
	11.50 hours @	$35/hour	402.50	$ 387,617.50
EQUIPMENT RENTALS				
Chainsaw				
	20.00 days @	$30/day	$ 600.00	
Core Saw (Gas)				
	100.00 days @	$60/day	6,000.00	
Field Camp				
	213.50 days @	$40/manday	8,540.00	
Field Computers				
	376.50 days @	$40/day	15,060.00	
First Aid Equipment (Level III)				
	68.50 days @	$30/day	2,055.00	
Micromine Software				
	92.00 hours @	$25/hour	2,300.00	
Satellite Phones (Iridium)				
	19 weeks @	$75.00/week	1,425.00	
	173 minutes @	$1.89/min	326.97	
Rental Truck Insurance				
	41.00 days @	$10/day	410.00	36,716.97
EXPENSES:				
Chemical Analyses			$100,856.96	
Field Consumables			2,776.35	
Materials and Supplies			18,473.26	
Plot Charges			168.26	
Camp Food			55,001.46	
Meals			1,454.00	
Accommodation			139,213.81	
Taxis and Airporters			1,070.34	
Parking			46.87	
Truck Rental			10,758.55	
Automotive Fuel			774.04	
Aircraft Charters			272,955.30	
Helicopter Charters			259,367.11	
Busfare			3.35	
Airfare			27,271.24	
Telephone Distance Charges			679.53	

Courier	138.79	
Freight	14,916.78	
Bulk Fuel	101,076.37	
Drum Deposits	8,822.82	
Padbuilding	59,411.43	
Satellite Phone Rental (Non-Equity)	16,982.30	
Radio Rental (Non-Equity)	8,882.10	
Downhole Survey Tool Rental (Non-Equity)	886.75	
Generator Rental (Non-Equity)	6,720.00	
Skidder	2,567.72	
Loader	6,147.94	
Drilling: Mob/Demob	15,000.00	
Drilling: Footage	661,051.77	
Drilling: Materials	61,303.99	
Drilling: Coreboxes	18,000.00	
Expediting	15,192.58	
Storage Rental	1,330.57	
Project Supervision	230,106.93	
Report (estimated)	5,000.00	2,124,409.27
TOTAL:		**$ 2,548,743.74**

Appendix C: Diamond Drill Hole Logs

DRILL LOG

Project: Thorn	**Collar Elevation (m):** 867.3
Hole THN11-41	**Azimuth (º):** 325
Location: 6492518 m North, 628097 m East	**Dip (º):** -50.0
Logged by: W.Carter	**Length (m):** 203.30
Drilled by: Full Force	**Horizontal Projection:**
Assayed by: ALS Chemex	**Vertical Projection:**
Core Size: NQ2	**Objective** Test the continuity of the Talisker Zone along strike ~50 m NE of THN05-37.
Date Started: 2011/06/12 **Date Completed:** 2011/06/18	
Dip Tests By: Reflex	

Summary Log:

0.00 - 3.50 m : Casing in overburden
3.50 - 9.79 m : Basaltic/andesitic dykes (Windy Table Suite)
9.79 - 19.00 m : Breccia composed of basaltic/andesitic material
19.00 - 103.36 m : Thorn Stock - siliceous alteration and pyrite-sulphosalt veining from 73.16 - 78.72 m
103.36 - 104.55 m : Fault
104.55 - 203.30 m : Thorn Stock
EOH

Downhole surveys:

Depth	Dip	Azimuth
0.00	-50.00	329.30
10.00	-50.70	329.60
20.00	-50.80	329.40
30.00	-50.80	329.80
40.00	-51.00	329.70
50.00	-51.00	329.80
60.00	-51.00	330.10
70.00	-51.20	330.00
80.00	-51.20	330.10
90.00	-51.10	330.20
100.00	-51.10	330.40
110.00	-51.20	330.40
120.00	-51.20	330.70
130.00	-51.20	330.80
140.00	-51.30	330.90
150.00	-51.30	331.00
160.00	-51.40	331.20
170.00	-51.50	331.20
180.00	-51.60	331.30
190.00	-51.80	331.30
200.00	-51.90	330.30

Project: THORN2011 **Hole Number:** THN11-41

From	To	Rocktype	& Description
0.00	3.50	CASN	Casing in overburden.
3.50	9.79	KTIN2	Basalt/andesite dykes and sills (KTIN2): fine-gr, dark green to grey, weakly magnetic, common calcite amygdules. Weathered, with common rusty halos along fractures. « calcite »and « epidote » veining throughout; local « pyrite » Basal contact not poorly defined (honestly, I think they dropped the box of core); it just seems to go straight into a breccia below.
9.79	19.00	BRXX	BRECCIA Clasts variable in size (mm to m scale), and composition (KTIN: andesitic dykes with calcite amygdules, uKSV volcano-plutonic rocks), ranging from clast-supported to matrix supported. Matrix is crushed rock with calcite cement. Weathered, with Fe-oxide staining along fractures from groundwater interaction.« calcite matrix » Red-coloured hematite staining from 17.62-19.00m.
19.00	26.20	uKPO1	THORN STOCK (uKPO1): coarse-grained, feldspar-qtz-biotite porphyry: 15-40%anhedral 1-5mm feldspar, 15-30% euhedral equant 3-6mm glassy quartz and 5-15% euhedral equant 3-6mm biotite phenocrysts. Local Fe-oxide staining. Common faulting throughout« faulting ». Mild sericite « sericite alteration»
26.20	29.57	uKPO1	THORN STOCK: as previous, but fresh (no Fe-staining along fractures: base of water level). Faulting throughout, with gouge fill, minor calcite. Disseminated pyrite throughout, and minor sulphosalt veining. 20cm fault with gouge at 26.20m, top contact 60 degrees, bottom contact 42 degrees < @ 26.20 gouge fault 60.00-42.00* 20.00cm > calcite veining with ss? at 28.33m < @ 28.33 calcite vein with sulphosalts? calcite >
29.57	43.83	uKPO1	THORN STOCK: coarse-grained, feldspar-qtz-biotite porphyry, as previous;

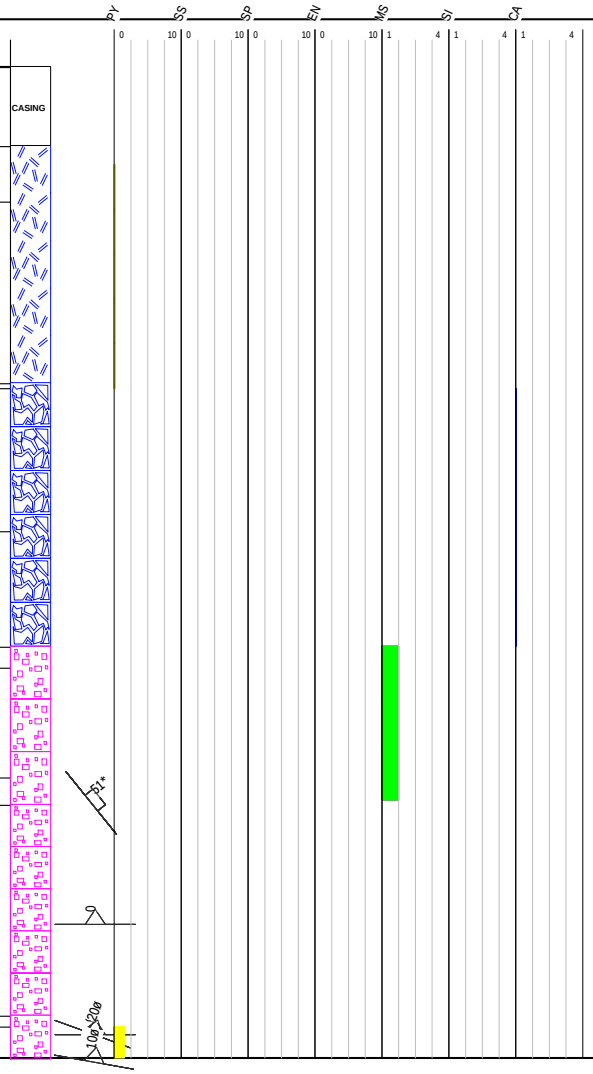

From	To	Width	Sample	Au ppm	Ag ppm	Cu ppm	Pb ppm	Zn ppm
3.05	6.10	3.05	L559351	-0.01	-0.20	107	14	95
6.10	9.14	3.04	L559352	-0.01	-0.20	79	10	105
9.14	12.19	3.05	L559353	-0.01	-0.20	97	13	67
12.19	14.33	2.14	L559354	-0.01	-0.20	71	11	41
14.33	17.37	3.04	L559355	-0.01	-0.20	28	20	51
17.37	19.95	2.58	L559356	0.01	0.50	21	19	41
19.95	22.61	2.66	L559101	0.08	1.10	30	50	185
22.61	26.20	3.59	L559102	0.11	0.90	27	38	621
26.20	28.05	1.85	L559103	0.02	-0.20	20	26	338
28.05	29.57	1.52	L559104	0.03	0.80	20	225	1190
29.57	30.57	1.00	L559105	-0.01	-0.20	8	19	219
30.57	31.30	0.73	L559106	-0.01	-0.20	9	17	421

Project: THORN2011 **Hole Number:** THN11-41

From	To	Rocktype & Description
		moderate to strongly sericite-chlorite altered; no faulting, only joints. Some joints are calcite-filled, with local pyrite and sulphosalts. 1-2% disseminated pyrite throughout « pyr 1-2%», rare mm-scale sulphosalt veinlets < @ 29.57 veinlet > < @ 29.92 calcite vein 20° 1mm>< @ 30.60 calcite vein 10° 1mm >< @ 31.73 8° joint >< @ 33.60 pyrite, clay joint 30.00° >< @ 33.68 chlorite, dickite? 25.00° >< @ 41.17 chlorite, dickite? joint 30.00° >< @ 42.21 joint 27.00° >< @ 43.20 sulphosalt veinlet 23.00° >< @ 44.62 gouge fault 32.00° 1.50cm >< @ 45.03 sulphosalt veinlet 40.00° >< @ 45.25 sulphosalt veinlet 10.00° >< @ 45.38 30.00° >< @ 45.72 sulphosalt veinlet 65.00° >
43.83	67.15	uKPO1
		THORN STOCK: as previous but less altered. Disseminated pyrite throughout « 43.83- 58.71 disseminate pyrite 1%» < @ 45.94 gouge 15.00° 2.00cm >< @ 46.45 calcite veinlet 8.00° >< @ 47.55 clay joint 13.00° >< @ 48.20 joint 15.00° >< @ 48.80 gouge shear 11.00° > « 49.42- 49.97 gouge fault 11.00° 0.55cm»< @ 50.23 sulphosalt veinlet veinlet 2.80° >< @ 50.32 sulphosalt veinlet 25.00° >< @ 50.58 12.00° >< @ 53.62 joint 3.00° >< @ 55.76 joint 23.00° >< @ 57.25 joint 8.00° >< @ 58.05 joint 20.00° > sulphosalt veinlets more common at base fault « 65.23- 65.50 gouge 65.00° 27.00cm»
67.15	72.02	uKPO1
		THORN STOCK: coarse-grainrd, common soft, yellowy clay alteration of feldspar « clay feldspar clay altered 90.00%»« disseminated pyrite 1.00%» local

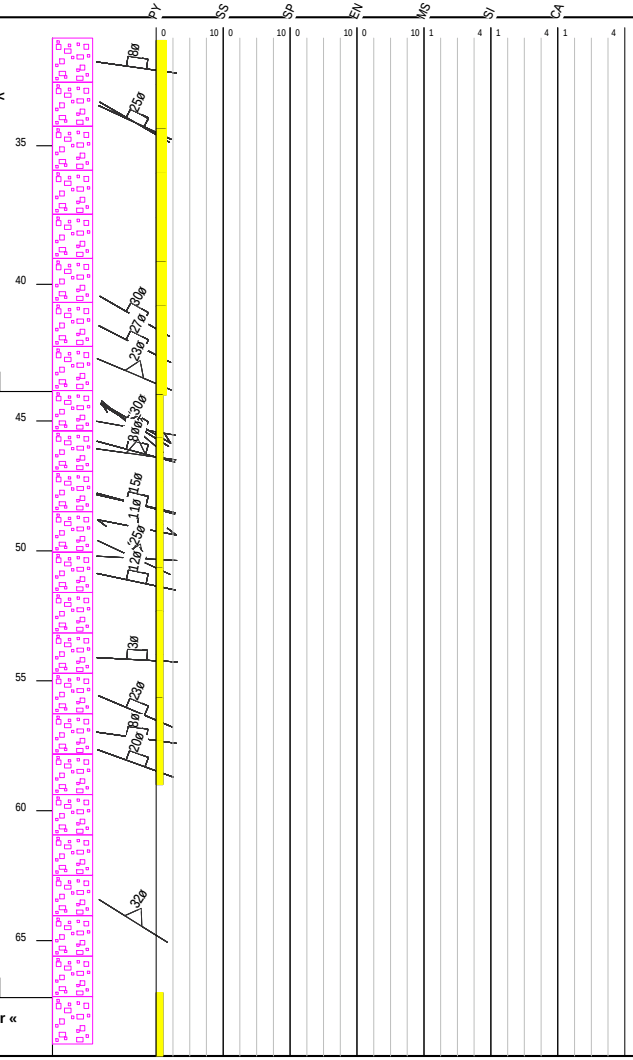

From	To	Width	Sample	Au ppm	Ag ppm	Cu ppm	Pb ppm	Zn ppm
31.30	32.42	1.12	L559107	0.02	-0.20	9	14	94
32.42	33.45	1.03	L559108	-0.01	-0.20	15	18	134
33.45	34.45	1.00	L559109	-0.01	-0.20	14	15	92
34.45	35.44	0.99	L559110	0.01	-0.20	18	21	124
35.44	36.52	1.08	L559111	-0.01	-0.20	23	15	85
36.52	37.52	1.00	L559112	-0.01	-0.20	15	11	64
37.52	38.53	1.01	L559113	0.01	-0.20	17	12	67
38.53	39.51	0.98	L559114	-0.01	-0.20	14	13	64
39.51	40.48	0.97	L559115	-0.01	-0.20	16	14	95
40.48	41.62	1.14	L559116	-0.01	-0.20	18	20	76
41.62	42.62	1.00	L559117	-0.01	-0.20	13	19	70
42.62	43.56	0.94	L559118	-0.01	-0.20	15	19	90
43.56	44.31	0.75	L559119	0.01	-0.20	6	27	46
44.31	45.39	1.08	L559122	0.16	0.60	23	94	197
45.39	46.37	0.98	L559123	0.46	2.10	24	373	1040
46.37	47.29	0.92	L559124	0.08	0.20	7	43	73
47.29	48.09	0.80	L559125	0.02	0.20	5	24	58
48.09	49.26	1.17	L559126	0.07	1.30	23	539	772
49.26	50.26	1.00	L559127	0.30	9.80	242	1695	4730
50.26	51.28	1.02	L559128	0.08	0.50	11	158	243
51.28	52.35	1.07	L559129	0.01	-0.20	6	20	44
52.35	53.34	0.99	L559130	0.01	-0.20	7	20	56
53.34	54.34	1.00	L559131	0.01	-0.20	6	20	60
54.34	55.34	1.00	L559132	-0.01	-0.20	6	10	42
55.34	56.35	1.01	L559133	0.01	-0.20	7	40	106
56.35	57.38	1.03	L559134	-0.01	-0.20	6	21	57
57.38	58.46	1.08	L559135	-0.01	-0.20	6	17	44
58.46	59.70	1.24	L559136	0.01	-0.20	8	18	64
59.70	60.71	1.01	L559137	0.02	-0.20	6	67	104
60.71	61.71	1.00	L559138	-0.01	-0.20	6	63	126
61.71	62.72	1.01	L559139	0.01	-0.20	7	127	285
62.72	63.72	1.00	L559140	0.51	4.30	51	2490	4880
63.72	64.71	0.99	L559143	0.75	1.60	13	799	207
64.71	65.69	0.98	L559144	0.88	1.40	20	648	247
65.69	66.71	1.02	L559145	0.04	0.20	12	58	336
66.71	67.73	1.02	L559146	0.09	0.90	14	214	1015
67.73	68.75	1.02	L559147	0.08	0.60	19	265	811
68.75	69.77	1.02	L559148	0.02	0.20	11	22	796
69.77	70.76	0.99	L559149	0.02	0.20	11	72	973

Project: THORN2011 **Hole Number:** THN11-41

From	To	Rocktype	& Description
			faulting and shearing
			« 67.17- 67.18 gouge 18°»
			« 70.58- 70.61 gouge 30°»
			« 71.60- 72.02 gouge, intense clay alteration fault 55°»
			possible sulphosalt veining
72.02	73.16	uKPO1	
			THORN STOCK: mild sericite-chlorite alteration« sericite » « chlorite 20%» « pyrite 1%»
73.16	78.72	uKPO1	
			THORN STOCK: as previous (mildly sericite-chlorite altered) with siliceous alteration at top and bottom of unit, and intense yellowy-clay alteration mid-unit. Disseminated pyrite throughout, as well as in blebs and stringers; occasional sulphosalt veinlet.
			« sericite 10.00%» « chlorite 10.00%»
			« 73.16- 78.72 disseminated pyrite 1.00%»
			« 73.16- 73.45 siliceous 30.00%»
			« 74.95- 76.35 clay 50.00%»
			« 77.20- 78.72 siliceous 30.00%»
78.72	81.02	uKPO1	
			THIORN STOCK: as previous, but only mild sericite-clay-chlorite alteration. Occasional pyrite ans sulphosalt veinlets throughout.
			« sericite 20.00%»« clay 2.00%» « chlorite 5.00%»< @ 80.51 sulphosalt veinlet 45.00° > < @ 80.40 pyrite veinlet 5.00° >
81.02	84.97	uKPO1	
			THORN STOCK: as previous, with mild sericite alteration, zone of siliceous alteration, and more prominant clay alteration at base of unit.
			« 81.02- 83.15 siliceous 10.00%»
			« 83.15- 84.97 clay 3.00%»

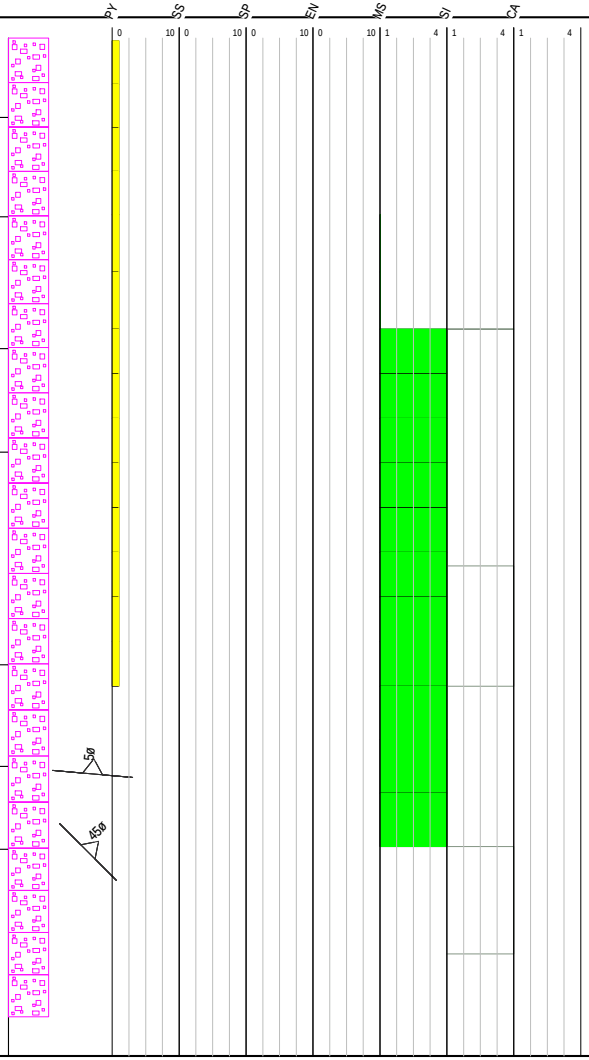

From	To	Width	Sample	Au ppm	Ag ppm	Cu ppm	Pb ppm	Zn ppm
70.76	72.02	1.26	L559150	0.21	5.80	224	783	481
72.02	72.93	0.91	L559151	0.35	30.90	530	592	100
72.93	73.94	1.01	L559152	0.40	23.50	318	549	58
73.94	74.95	1.01	L559153	0.39	34.00	274	862	74
74.95	76.05	1.10	L559154	0.26	7.10	242	602	622
76.05	77.07	1.02	L559155	0.43	24.20	530	226	241
77.07	78.08	1.01	L559156	3.81	123.00	118	606	14
78.08	79.02	0.94	L559157	3.73	106.00	286	989	43
79.02	79.98	0.96	L559158	0.29	5.40	851	1265	825
79.98	81.02	1.04	L559159	5.91	15.40	450	951	238
81.02	82.12	1.10	L559160	1.49	30.30	872	761	201
82.12	83.08	0.96	L559161	0.44	13.90	78	702	21
83.08	84.43	1.35	L559162	0.17	5.30	89	1355	3710
84.43	85.42	0.99	L559163	0.03	1.90	27	579	2030

Project: THORN2011 **Hole Number:** THN11-41

From	To	Rocktype	Description
84.97	103.36	uKPO1	THORN STOCK: variably altered, but dominantly sericite-chlorite-clay, with pyrite dissemintions throughout, and ocassional pyrite-sulphosalt veining. Minor calcite veining base of unit. « sericite 20.00%»« chlorite 25.00%»« clay 5.00%»« disseminated pyrite 1.00%»< @ 94.25 pyrite-sulphosalt(?) veinlet 10.00° >< @ 98.05 pyrite-sulphosalt veining 33° > « 99.47- 99.67 siliceous »< @ 101.65 calcite-sulphosalt (?) veinlet 13° >
103.36	104.55	FALT	FAULT: composedof Thorn Stock material; gougey, with clay alteration of feldpspars, locally siliceous, fabric is 50 degrees TCA.
104.55	117.45	uKPO1	THORN STOCK: coarse-grained, with moderate sericite-chlorite alteration. Disseminated pyrite throughout; local ss veinlets and calcite veinlets.« sericite 20.00%»« chlorite 10.00%»« disseminated pyrite 1.00%»< @ 104.72 pyrite + ss? veinlet 35.00° >< @ 104.85 calcite vein 4.70° 3.00mm > « 105.77- 106.20 sulphosalt veinlets 10.00°»< @ 106.73 calcite vein 20.00° 2.00mm > « 106.95- 106.98 gouge fault 53.00°»< @ 108.45 joint 30.00° > < @ 113.12 gouge Ft 40.00º 8.00cm > common calcite veining fat base of unit
117.45	130.15	uKPO1	THORN STOCK: as previous, with mild sericte-chlorite alteration, calcite veining throughout, local shearing, minor disseminated pyrite and pyrite veins.



From	To	Width	Sample	Au ppm	Ag ppm	Cu ppm	Pb ppm	Zn ppm
85.42	86.42	1.00	L559165	0.01	0.40	10	92	896
86.42	87.36	0.94	L559166	0.05	0.80	25	345	864
87.36	88.37	1.01	L559167	0.05	0.30	10	101	214
88.37	89.23	0.86	L559168	0.03	0.20	8	34	222
89.23	90.53	1.30	L559169	0.34	5.40	136	1045	2120
90.53	91.57	1.04	L559170	0.04	0.80	18	148	329
91.57	92.59	1.02	L559171	0.12	6.40	55	802	2490
92.59	93.40	0.81	L559172	0.03	2.30	65	460	1180
93.40	94.40	1.00	L559173	0.03	0.70	16	201	462
94.40	95.41	1.01	L559174	0.04	1.30	23	255	458
95.41	96.46	1.05	L559175	-0.01	-0.20	17	54	391
96.46	97.46	1.00	L559176	0.02	0.50	15	134	847
97.46	98.43	0.97	L559177	0.08	6.00	167	922	1205
98.43	99.47	1.04	L559178	0.26	7.00	187	1950	3700
99.47	100.42	0.95	L559179	0.29	4.50	63	802	658
100.42	101.41	0.99	L559180	0.01	-0.20	8	13	276
101.41	102.31	0.90	L559181	0.08	0.50	10	31	359
102.31	103.43	1.12	L559182	0.06	0.40	9	24	827
103.43	104.55	1.12	L559183	0.43	6.40	92	946	696
104.55	105.48	0.93	L559184	0.15	0.50	8	116	657
105.48	106.48	1.00	L559187	0.01	-0.20	12	81	173
106.48	107.45	0.97	L559188	0.05	-0.20	8	43	73
107.45	108.42	0.97	L559189	0.05	-0.20	6	18	45
108.42	109.46	1.04	L559190	0.06	-0.20	7	40	102
109.46	110.42	0.96	L559191	0.02	-0.20	7	17	46
110.42	111.35	0.93	L559192	0.03	-0.20	7	18	71
111.35	112.35	1.00	L559193	0.01	-0.20	8	12	70
112.35	113.35	1.00	L559194	0.01	-0.20	10	13	68
113.35	114.35	1.00	L559195	0.04	-0.20	14	23	64
114.35	115.35	1.00	L559196	0.01	-0.20	6	24	68
115.35	116.35	1.00	L559197	-0.01	-0.20	8	14	64
116.35	117.35	1.00	L559198	-0.01	-0.20	10	11	58
117.35	118.35	1.00	L559199	0.03	0.20	7	18	37
118.35	119.35	1.00	L559200	0.09	0.30	11	19	51
119.35	120.35	1.00	L559201	0.03	-0.20	10	16	78
120.35	121.35	1.00	L559202	0.14	0.20	10	23	65
121.35	122.38	1.03	L559203	0.01	-0.20	5	14	67

Project: THORN2011 **Hole Number:** THN11-41

From	To	Rocktype	& Description
			« ser 20.00%» « chl 5.00%» « veinlets cal 1.00°» « disseminated pyr 0.50%» < @ 118.85 gouge Sz 50.00° 2.00cm < @ 119.32 gouge Sz 45.00° 2.00cm > < @ 120.04 gouge Sz 40.00° > < @ 123.33 gouge Sz 37.00° 4.00cm > < @ 125.89 calcite-ss(?) V 25.00°-1.00cm > < @ 126.19 gouge Sz 40.00° 5.00cm > < @ 126.72 gouge Sz 20.00° 4.00cm > < @ 127.35 pyrite-ss(?) V 30.00° 1.00mm > < @ 128.83 gouge Sz 30.00° 3.00cm > < @ 129.83 gouge Sz 45.00° 4.00cm >
130.15	136.80	uKPO1	THORN STOCK: as previous, with moderatechlorite-sericite alteration. « chl 10.00%» « ser 20.00*»
136.80	143.00	uKPO1	THORN STOCK: sericte altered, rare siliceous zones and shearing. A 3cm pyrite-ss-cpy vein near base of unit. « ser 20.00%» < @ 141.60 gouge Sz 45.00° 1.00m > < @ 141.07 pyr-ss-cpy V 55.00° 3.00cm >
143.00	148.02	uKPO1	THORN STOCK: as previous, moderate to stong chlorite-sericite alteration. Disseminated pyrite throughout « chl 20.00%» « ser 10.00%» < @ 146.32 calcite V 55.00°« pyr 1.00%»
148.02	203.30	uKPO1	THORN STOCK: as previous, moderate sericite alteration, weak chlorite alteration. Disseminate pyrite throughout; local shearing; common xenoliths base of unit (from about 158.80m). Minor ss-pyrit veining. « ser 20.00%»« chl 5.00%» « pyr 1.00%» < @ 148.98 Sz 30.00° 1.00mm > < @ 149.20 gouge Ft 45.00° 35.00cm > < @ 157.68 calcite V 20.00° 2.00cm > < @ 161.85 sulphosalts V 5.00° 0.50mm > < @ 159.15 sulphosalts V 5.00° > < @ 171.57 sulphosalts-pyrite V 15.00° > < @ 187.34 breccia vein? V 20.00° 5.00mm > < @ 187.42 calcite-ss? V 20.00° > < @ 189.20 calcite-pyrite V 50.00° 2.00cm > « 189.25- 189.36 veinlets pyr 5.00%» « 200.40- 201.95 associated with xenolith sil 30.00%»

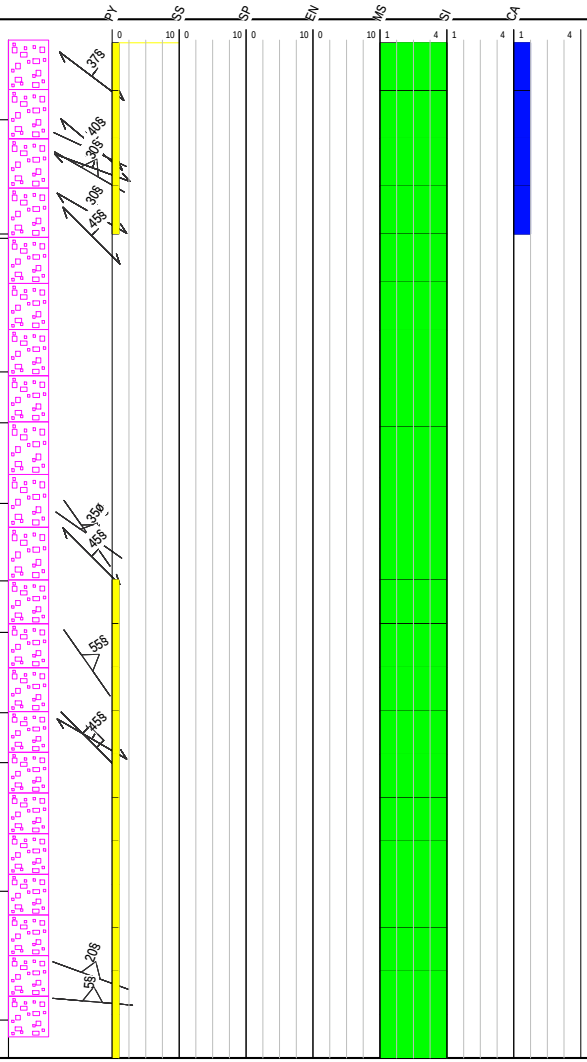

From	To	Width	Sample	Au ppm	Ag ppm	Cu ppm	Pb ppm	Zn ppm
122.38	123.38	1.00	L559204	0.02	-0.20	7	14	40
123.38	124.33	0.95	L559205	0.09	0.20	7	24	48
124.33	125.40	1.07	L559208	0.07	0.30	9	15	44
125.40	126.40	1.00	L559209	0.23	0.50	10	22	98
126.40	127.35	0.95	L559210	0.02	-0.20	7	15	43
127.35	128.35	1.00	L559211	0.02	-0.20	5	19	52
128.35	130.35	2.00	L559212	0.02	-0.20	7	25	55
130.35	131.35	1.00	L559213	-0.01	-0.20	6	15	48
131.35	132.35	1.00	L559214	0.01	-0.20	7	12	62
132.35	133.35	1.00	L559215	0.01	-0.20	9	16	64
133.35	134.35	1.00	L559216	-0.01	-0.20	8	10	69
134.35	135.35	1.00	L559217	-0.01	-0.20	8	16	63
135.35	136.35	1.00	L559218	-0.01	0.20	10	58	101
136.35	137.74	1.39	L559219	0.03	0.30	12	134	968
137.74	138.35	0.61	L559220	0.46	3.20	27	882	4590
138.35	139.35	1.00	L559221	0.46	3.40	22	1145	3170
139.35	140.35	1.00	L559222	0.10	3.60	110	628	1705
140.35	141.35	1.00	L559223	0.18	25.30	4670	393	1285
141.35	142.34	0.99	L559224	0.16	3.40	224	708	2630
142.34	143.34	1.00	L559225	0.04	0.30	16	144	257
143.34	144.35	1.01	L559226	0.10	-0.20	9	67	120
144.35	145.36	1.01	L559230	0.01	0.20	14	35	94
145.36	146.35	0.99	L559231	-0.01	-0.20	8	19	66
146.35	147.35	1.00	L559232	-0.01	-0.20	6	34	70
147.35	148.35	1.00	L559233	-0.01	-0.20	5	20	103
148.35	149.35	1.00	L559234	0.04	1.70	107	257	578
149.35	150.35	1.00	L559235	0.05	3.00	419	694	797
150.35	151.36	1.01	L559236	0.02	-0.20	12	55	53
151.36	152.36	1.00	L559237	-0.01	-0.20	10	18	66
152.36	153.36	1.00	L559238	0.01	-0.20	6	12	60
153.36	154.36	1.00	L559239	0.01	-0.20	8	8	52
154.36	155.36	1.00	L559240	0.01	0.20	7	15	66
155.36	156.36	1.00	L559241	0.01	-0.20	13	25	69
156.36	157.36	1.00	L559242	-0.01	0.20	14	19	46
157.36	158.36	1.00	L559243	0.02	0.40	23	31	81
158.36	159.36	1.00	L559244	0.01	0.30	26	29	71
159.36	160.36	1.00	L559245	0.01	0.30	19	29	71
160.36	161.34	0.98	L559246	0.01	-0.20	7	20	61
161.34	162.34	1.00	L559247	0.01	-0.20	7	21	31

Project: THORN2011 **Hole Number:** THN11-41

From	To	Rocktype & Description

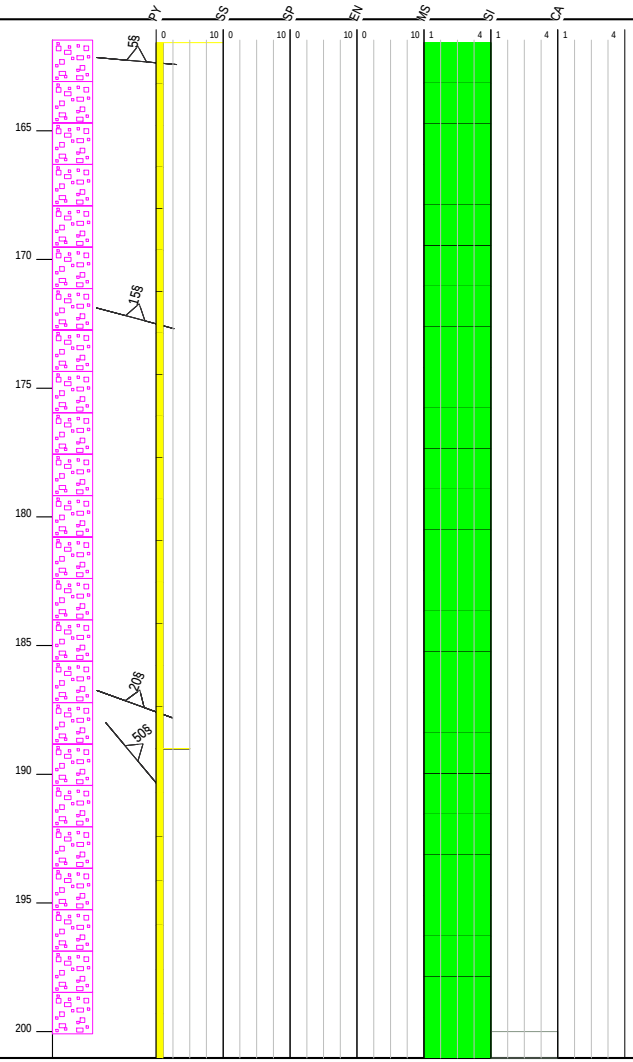

From	To	Width	Sample	Au ppm	Ag ppm	Cu ppm	Pb ppm	Zn ppm
162.34	163.34	1.00	L559248	-0.01	-0.20	4	14	23
163.34	164.34	1.00	L559251	0.01	-0.20	5	16	29
164.34	165.34	1.00	L559252	-0.01	-0.20	6	18	40
165.34	166.34	1.00	L559253	0.01	-0.20	5	16	46
166.34	167.34	1.00	L559254	0.01	-0.20	5	24	90
167.34	168.34	1.00	L559255	-0.01	0.20	5	22	78
168.34	169.34	1.00	L559256	-0.01	-0.20	4	15	78
169.34	170.33	0.99	L559257	-0.01	-0.20	4	22	51
170.33	171.35	1.02	L559258	-0.01	0.20	5	35	84
171.35	172.35	1.00	L559259	0.01	0.20	6	31	77
172.35	173.35	1.00	L559260	-0.01	-0.20	4	14	37
173.35	174.35	1.00	L559261	-0.01	-0.20	5	17	38
174.35	175.87	1.52	L559262	-0.01	-0.20	7	14	169
175.87	176.87	1.00	L559263	-0.01	-0.20	8	13	28
176.87	177.86	0.99	L559264	-0.01	-0.20	9	12	37
177.86	178.92	1.06	L559265	-0.01	-0.20	7	17	46
178.92	179.92	1.00	L559266	0.03	-0.20	8	35	90
179.92	180.92	1.00	L559267	0.02	0.20	10	85	217
180.92	181.92	1.00	L559268	0.01	0.30	7	32	56
181.92	182.92	1.00	L559270	0.03	0.50	10	114	221
182.92	183.91	0.99	L559273	-0.01	-0.20	23	13	72
183.91	184.90	0.99	L559274	-0.01	0.20	72	15	63
184.90	185.90	1.00	L559275	-0.01	-0.20	6	24	62
185.90	186.90	1.00	L559276	-0.01	-0.20	8	14	65
186.90	187.90	1.00	L559277	0.01	-0.20	7	20	60
187.90	188.90	1.00	L559278	0.01	-0.20	6	23	32
188.90	189.90	1.00	L559279	0.02	0.20	5	25	42
189.90	190.90	1.00	L559280	0.01	0.20	5	10	37
190.90	191.90	1.00	L559281	-0.01	-0.20	4	16	59
191.90	192.90	1.00	L559282	-0.01	0.20	5	17	34
192.90	193.90	1.00	L559283	0.01	-0.20	4	27	66
193.90	194.90	1.00	L559284	0.01	0.90	7	121	398
194.90	195.90	1.00	L559285	0.01	1.40	33	156	456
195.90	196.90	1.00	L559286	0.01	3.10	63	841	991
196.90	197.90	1.00	L559287	0.01	2.90	32	1965	2420
197.90	198.90	1.00	L559288	0.01	2.10	27	1030	4030
198.90	199.90	1.00	L559289	0.01	3.30	91	253	627
199.90	200.90	1.00	L559290	0.02	3.40	84	54	524

Project: THORN2011 **Hole Number:** THN11-41

From	To	Rocktype & Description
203.30	203.30	EOH



From	To	Width	Sample	Au ppm	Ag ppm	Cu ppm	Pb ppm	Zn ppm
200.90	201.90	1.00	L559291	0.04	3.10	154	44	579
201.90	203.30	1.40	L559294	0.04	4.80	116	1955	3790

Drill Log Legend

BRXX

CASN

FALT

Fj

Flg

Fr

Ft

KTIN2

Sz

V

Vbx

bed

cont

uKPO1

DRILL LOG

Project: Thorn	**Collar Elevation (m):** 921.7
Hole THN11-42	**Azimuth (º):** 145
Location: 6492692 m North, 628066 m East	**Dip (º):** -50.0
Logged by: R.Toole	**Length (m):** 289.56
Drilled by: Full Force	**Horizontal Projection:**
Assayed by: ALS Chemex	**Vertical Projection:**
Core Size: NQ2	**Objective** Test the unconformity between the Windy Table Suite of rocks and the Thorn Stock to target possible stratigraphically-controlled mineralization, as well as test the extents of the Talisker Zone north of known mineralization.
Date Started: 2011/06/20 **Date Completed:** 2011/06/23	
Dip Tests By: Reflex	

Summary Log:

0.00 - 9.34 m : Casing in overburden
9.34 - 59.33 m : Andesite
59.33 - 289.56 m : Thorn Stock - sporadic pyrite-sulphosalt veining associated with siliceous alteration from 81.24 - 128.02 m, 185.10 m, 231.65 - 234.10 m,
EOH

Downhole surveys:

Depth	Dip	Azimuth
0.00	-50.00	145.00
39.00	-49.50	143.00
89.00	-50.00	144.00
139.00	-50.70	143.90
189.00	-51.40	143.80
239.00	-52.20	145.00
289.00	-52.60	147.20

Project: THORN2011 **Hole Number:** THN11-42

From	To	Rocktype	& Description
0.00	9.34	OVBD	OVERBURDEN - Boulders and cobbles of andesite and thorn stock.
9.34	59.33	uKSV	ANDESITIC VOLCANOCLASTIC - Light grey to green, coarse grained, moderately altered, volcanoclastic with 65% variably sized clasts of andesitic composition, commonly with calcite filled amygdales. Extremely blocky and fractured. Local vugs are earthy and specular hematite filled; hematite staining also appearing on fractures. Clast size decreases downhole. Locally brecciated with trace fine pyrite disseminations. Local manganese staining associated with fractures in upper 20 meters. Occasional mafic dykes. Local quartz dyke with associated pyrite blebs and disseminations however no visible sulfosalts (38.62-39.82m). Sharp lower contact with fault gouge @ 42 degrees TCA. ALTERATION « 39.62- 59.33 chl 1.00*» « 39.62- 44.20 ser 3.00*» « 44.20- 48.54 ser 4.00*» « 48.54- 59.33 ser 2.00*» MINERALIZATION « pyr 1.00%» « 38.62- 39.82 pyr 5.00%» « 9.34- 38.62 hem 3.00%»

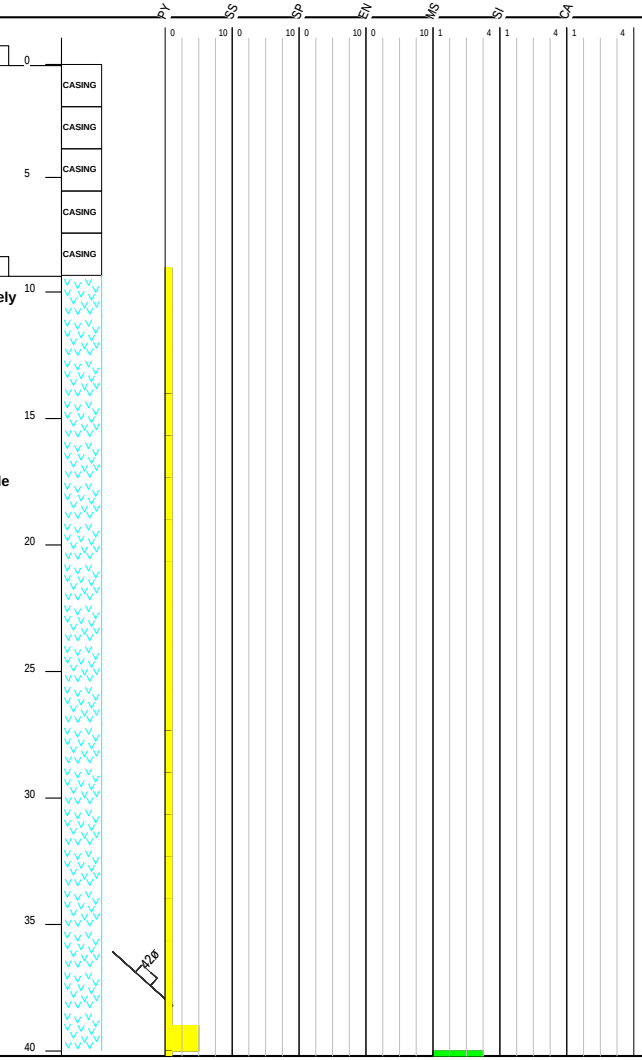

From	To	Width	Sample	Au ppm	Ag ppm	Cu ppm	Pb ppm	Zn ppm
8.14	12.19	4.05	L559295	0.01	0.50	73	22	82
12.19	15.24	3.05	L559296	-0.01	-0.20	94	14	67
15.24	18.29	3.05	L559297	-0.01	-0.20	97	10	49
18.29	21.34	3.05	L559298	-0.01	-0.20	99	13	56
21.34	24.38	3.04	L559299	-0.01	-0.20	99	7	75
24.38	27.43	3.05	L559300	0.01	-0.20	89	7	63
27.43	30.48	3.05	L559301	0.01	-0.20	95	9	93
30.48	33.53	3.05	L559302	0.02	0.70	43	30	53
33.53	36.58	3.05	L559303	-0.01	0.20	36	44	64
36.58	38.62	2.04	L559304	0.06	0.70	39	282	78
38.62	39.95	1.33	L559305	0.08	1.00	63	41	12
39.95	42.67	2.72	L559306	0.21	1.70	67	285	184
42.67	45.72	3.05	L559307	0.15	1.70	42	87	79
45.72	48.77	3.05	L559308	0.30	2.40	26	130	250
48.77	51.82	3.05	L559309	0.05	0.90	33	201	139
51.82	54.86	3.04	L559310	0.04	0.70	29	196	185
54.86	57.91	3.05	L559311	0.09	2.10	47	176	311
57.91	59.33	1.42	L559312	0.10	1.40	68	96	2100

Project: THORN2011 **Hole Number:** THN11-42

From	To	Rocktype	& Description
« 40.00- 44.20 hem 3.00%»			
FAULTS			
< @ 37.12 flg 42° 33mm >			
< @ 44.20 flg 53° 434mm >			
DYKES			
« 48.54- 48.77 KTIN2 » Mafic Dyke			
« 52.32- 52.63 KTIN2 » Mafic Dyke			
59.33	81.24	uKPO1	
THORN STOCK - Light grey, coarse grained, quartz - feldspar, porphyry. Strong sericite and clay alteration and strongly faulted and gouged (blocky). Occasional mafic dykes. Local hydrothermal (silica) alteration zone with associated pyrite blebs and disseminations however no visible sulfosalts (38.62-39.82m). Localized earthy hematite mineralization associated with fracturing. Trace fine diessminated pyrite cubes throughout. Sharp lower contact with mineralized veining @ 50 degrees TCA.			
ALTERATION			
« 59.33- 81.24 ser 2.00*»			
MINERALIZATION			
« 59.33- 81.24 pyr 0.50%»			
STRUCTURE			
FAULTS / GOUGES			



From	To	Width	Sample	Au ppm	Ag ppm	Cu ppm	Pb ppm	Zn ppm
59.33	60.96	1.63	L559316	0.02	0.40	56	35	450
60.96	64.01	3.05	L559317	0.07	1.20	12	277	868
64.01	67.06	3.05	L559318	0.21	2.30	15	500	1500
67.06	70.10	3.04	L559319	0.12	1.00	10	280	816
70.10	73.15	3.05	L559320	0.27	8.10	315	1925	4050
73.15	76.20	3.05	L559321	0.21	7.80	325	208	182
76.20	79.25	3.05	L559322	0.05	3.90	248	130	156
79.25	81.24	1.99	L559323	0.06	3.90	301	145	57

Project: THORN2011 **Hole Number:** THN11-42

From	To	Rocktype	& Description
			< @ 69.50 flg 40° 110mm >
			< @ 73.15 Ft 39° 105.00mm
81.24	85.24	Vein	
			SULFIDE QUARTZ VEIN - Composed of 15% pyrite blotches, veinlets, and fine cubic disseminations, and 12% blotchy and banded sulfosalts (energite with trace tetrahedrite). Typically sulfides form seperately, and are not typically both occuring in the same blotches. Mineralization is hosted in a milky quartz vein (or hyrdothermal alteration / replacement?). Occasionally jarocite occurs along fractures. Lower contact is sharp with Thorn Stock @ 48 degrees TCA.
			MINERALIZATION
			« pyr 15.00%»
			« enr 10.00%»
			« tet 2.00%»
85.24	128.02	uKPO1	
			THORN STOCK - Light grey to green, coarse grained, feldspar - biotite - (quartz) porphyry. Occasional fractures with infilling pyrite and trace tetrahedrite generally concentrated near upper contact. Feldspars are locally altered to chlorite, and local moderate sericite alteration is associated with fault zones. 1-2% fine pyrite disseminations throughout, with trace amounts of energite disseminations near upper contact. Sharp faulted lower contact @ 67 degrees TCA.
			ALTERATION

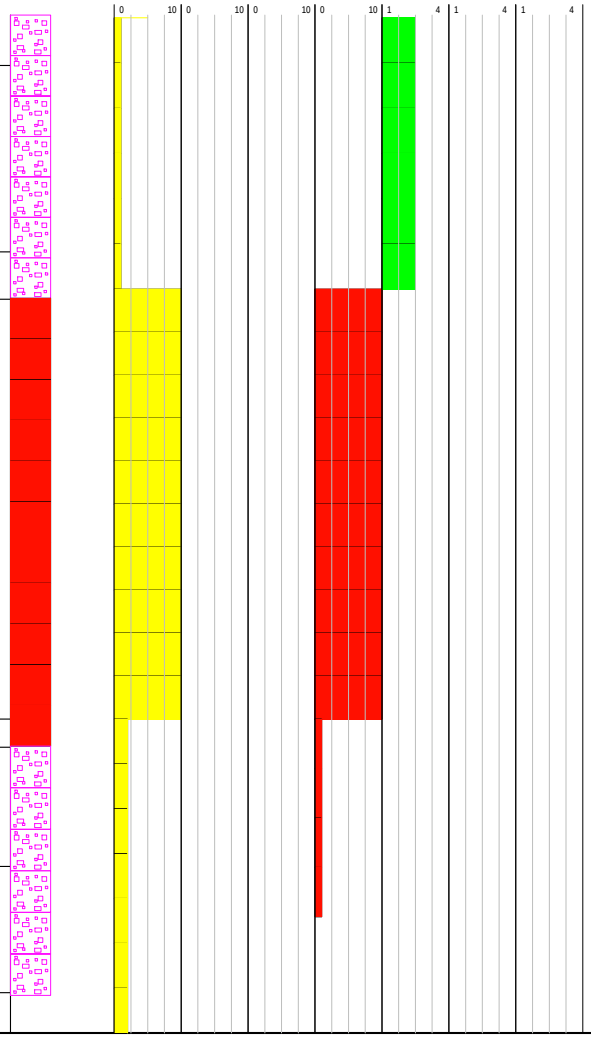

From	To	Width	Sample	Au ppm	Ag ppm	Cu ppm	Pb ppm	Zn ppm
81.24	82.24	1.00	L559324	2.68	172.00	32000	193	189
82.24	83.24	1.00	L559325	0.90	32.20	6420	79	74
83.24	84.24	1.00	L559326	1.59	204.00	46800	157	200
84.24	85.24	1.00	L559327	0.26	6.20	868	58	19
85.24	88.39	3.15	L559328	0.29	5.70	435	1055	1845
88.39	89.39	1.00	L559329	0.04	0.40	31	143	344
89.39	90.39	1.00	L559330	0.01	0.20	21	27	129
90.39	92.00	1.61	L559331	0.01	0.20	13	20	54
92.00	94.00	2.00	L559332	0.01	-0.20	13	30	115
94.00	96.00	2.00	L559333	0.01	-0.20	12	43	142
96.00	98.00	2.00	L559334	0.51	4.00	52	365	1135
98.00	100.00	2.00	L559338	0.02	0.20	20	56	213
100.00	102.00	2.00	L559339	0.04	0.70	16	166	661
102.00	104.00	2.00	L559340	0.03	3.00	42	772	1720
104.00	105.00	1.00	L559341	0.05	0.70	14	71	677

Project: THORN2011 **Hole Number:** THN11-42

From	To	Rocktype & Description
« 85.24- 104.60 chl 1.00*»		
« 104.60- 120.00 ser 1.00*»		
« 120.00- 128.02 sil 1.00*»		
MINERALIZATION		
« 85.24- 120.00 pyr 2.00%»		
« 85.24- 92.00 enr 0.50%»		
« 106.82- 124.55 tet 0.50%»		
« 120.00- 128.02 pyr 1.00%»		
FAULTS		
« 85.24- 88.39 fault 52.00%»		
< @ 105.10 flg 17° 172mm >		
128.02	162.77	uKPO2
THORN STOCK - Light grey, medium to coarse grained, moderately sericite altered, feldspar - quartz - biotite porphyry. Minor mineralized veining throughout with localized zones of intense mineralized veining composed of pyrite and tennantite, and locally bladed tetrahedrite. Tennantite locally composes 40% of veins; tetrahedrite composes up to 10% of local veins, typically not associated with pyrite, only quartz. Enargite (0.5%) forms as disseminations with pyrite, locally interstitially with pyrite, throughout unit. In more sericitic alteration zones enargite increases up to 2%. Lower		

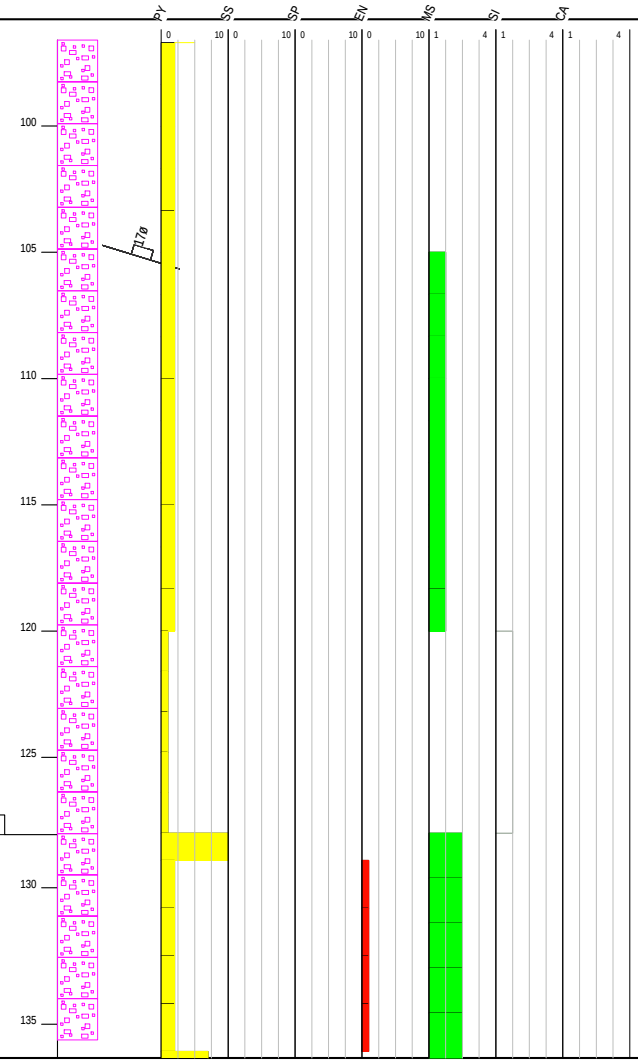

From	To	Width	Sample	Au ppm	Ag ppm	Cu ppm	Pb ppm	Zn ppm
105.00	106.82	1.82	L559342	0.35	7.40	255	1205	2950
106.82	107.82	1.00	L559343	0.41	20.10	1990	832	3290
107.82	108.82	1.00	L559344	0.18	8.60	783	135	97
108.82	109.82	1.00	L559345	0.04	2.90	221	152	43
109.82	110.82	1.00	L559346	0.04	3.20	255	38	43
110.82	111.82	1.00	L559347	0.04	2.20	136	44	21
111.82	112.82	1.00	L559348	0.14	3.10	245	66	36
112.82	113.82	1.00	L559349	0.21	7.10	528	79	73
113.82	114.82	1.00	L559350	0.07	1.60	44	46	6
114.82	115.82	1.00	L559404	0.10	3.00	66	51	20
115.82	116.82	1.00	L559405	0.05	8.00	137	60	32
116.82	117.82	1.00	L559406	0.04	4.30	111	45	22
117.82	118.82	1.00	L559407	0.61	132.00	10300	393	271
118.82	119.82	1.00	L559408	0.22	9.60	559	306	21
119.82	120.82	1.00	L559409	0.27	14.10	983	184	52
120.82	121.82	1.00	L559410	0.10	6.50	326	70	29
121.82	122.82	1.00	L559411	0.27	44.40	3920	89	262
122.82	123.82	1.00	L559412	0.10	4.00	234	208	24
123.82	124.50	0.68	L559413	0.24	8.40	537	428	33
124.50	125.50	1.00	L559414	0.28	24.70	2500	339	231
125.50	126.50	1.00	L559415	0.16	8.60	701	352	62
126.50	128.02	1.52	L559416	0.26	19.00	1260	270	968
128.02	129.12	1.10	L559417	2.18	248.00	11250	696	963
129.12	130.12	1.00	L559418	0.14	2.70	63	1000	1490
130.12	131.12	1.00	L559419	0.14	5.00	121	3140	5680
131.12	132.12	1.00	L559420	0.51	18.00	1280	2070	12300
132.12	133.12	1.00	L559424	0.32	3.40	43	925	2140
133.12	134.12	1.00	L559425	0.07	1.90	17	952	1430
134.12	135.12	1.00	L559426	0.13	2.00	23	802	2250
135.12	135.96	0.84	L559427	0.45	8.10	269	236	124
135.96	136.96	1.00	L559428	3.18	86.00	8410	1440	3130

Project: THORN2011 **Hole Number:** THN11-42

From	To	Rocktype & Description
		contact is signified by loss of stringer mineralization and enargite disseminations, and increase in chlorite alteration.
		ALTERATION
		« ser 2.00*»
		MINERALIZATION
		« 128.02- 129.12 pyr 10.00%» Stringers and Disseminations
		« 128.02- 129.12 tet 2.00%» Stringers
		« 129.12- 135.91 pyr 2.00%» Stringers and Disseminations
		« 129.12- 135.91 tet 0.50%» Stringers
		« 129.12- 135.91 enr 0.50%» Disseminations
		« 135.91- 138.64 pyr 7.00%» Stringers and Disseminations
		« 135.91- 138.64 ten 3.00%» Stringers
		« 138.64- 162.77 pyr 2.00%» Stringers and Disseminations
		« 138.64- 162.77 tet 1.00%» Stringers
		« 138.64- 162.77 enr 0.50%» Disseminations
		STRUCTURE
		< @ 146.20 flg 10° 25mm >
		< @ 160.31 flg 76° 50mm >
162.77	172.80	uKPO2
		THORN STOCK - Light green, coarse grained, feldspar - quartz - biotite porphyry with 1% fine pyrite disseminations and weak to moderate chlorite alteration. No visible sulfosalts. Chlorite alteration decreases downhole with increasing sericite alteration. Lower contact signified by presence of base metal bearing veins including sphalerite and galena.
		ALTERATION
		« 162.77- 167.00 chl 2.00*»
		« 167.00- 168.00 chl 1.00*»

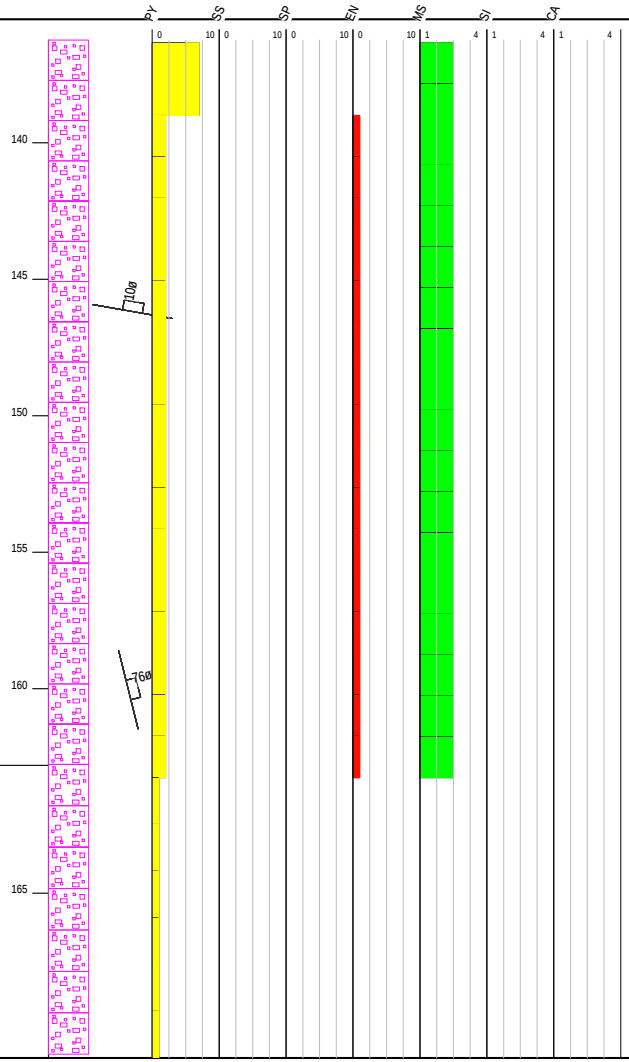

From	To	Width	Sample	Au ppm	Ag ppm	Cu ppm	Pb ppm	Zn ppm
136.96	137.64	0.68	L559429	1.28	31.60	1690	539	357
137.64	138.64	1.00	L559430	1.13	6.30	154	272	226
138.64	139.64	1.00	L559431	0.68	15.30	1400	781	6450
139.64	140.64	1.00	L559432	0.56	9.60	885	530	912
140.64	141.64	1.00	L559433	0.31	6.20	312	554	1380
141.64	142.64	1.00	L559434	0.50	7.10	181	3090	4650
142.64	143.64	1.00	L559435	0.39	2.90	29	1840	2130
143.64	144.64	1.00	L559436	1.69	10.40	156	1530	2650
144.64	145.64	1.00	L559437	2.30	5.00	19	2620	4400
145.64	146.64	1.00	L559438	0.81	1.20	12	745	1445
146.64	147.64	1.00	L559439	-0.01	-0.20	8	31	626
147.64	148.64	1.00	L559440	0.02	-0.20	8	28	205
148.64	149.64	1.00	L559441	0.03	0.20	9	31	371
149.64	150.64	1.00	L559442	0.25	0.40	11	119	295
150.64	151.64	1.00	L559445	0.21	2.50	339	421	770
151.64	152.64	1.00	L559446	2.93	31.20	3380	795	990
152.64	153.64	1.00	L559447	0.03	0.70	29	33	81
153.64	154.64	1.00	L559448	0.03	0.30	18	54	103
154.64	155.64	1.00	L559449	0.01	-0.20	9	17	56
155.64	156.64	1.00	L559450	0.03	1.20	19	84	158
156.64	157.64	1.00	L559451	0.01	0.40	12	40	73
157.64	158.64	1.00	L559452	0.04	0.90	13	273	815
158.64	159.64	1.00	L559453	0.04	0.80	13	150	216
159.64	160.64	1.00	L559454	0.01	-0.20	10	20	72
160.64	161.64	1.00	L559455	0.01	-0.20	7	11	47
161.64	162.77	1.13	L559456	-0.01	-0.20	11	19	32
162.77	164.77	2.00	L559457	-0.01	-0.20	11	38	65
164.77	166.77	2.00	L559458	0.01	-0.20	8	12	46
166.77	168.77	2.00	L559459	0.02	0.40	11	48	153
168.77	170.77	2.00	L559460	0.04	0.70	12	480	983
170.77	172.80	2.03	L559461	0.01	0.20	9	69	92

Project: THORN2011 **Hole Number:** THN11-42

From	To	Rocktype	& Description
			« 168.00- 172.80 ser 1.00*»
			MINERALIZATION
			« pyr 1.00%»
			FAULT
			< @ 169.63 Ft 45.00º 150.00mm >
172.80	176.78	uKPO2	
			THORN STOCK - Continuation of previous unit with the addition of localized crptocrystalline quartz veins containing up to 20% galena and 5% sphalerite, along with variable amounts of pyrite. Chlorite alteration has been replaced by weak to moderate sericite alteration. Veining makes up approximately 5% of overall composition however base metals decrease downhole to trace amounts. One local fault @ 176.20m. Lower contact signified by the loss of veining.
			ALTERATION
			« ser 2.00*»
			MINERALIZATION
			« pyr 3.00%»
			« 172.80- 172.93 ga 20.00%»
			« 172.80- 172.93 spl 3.00%»
			FAULTS
			< @ 176.20 Ft 46.00º 120.00mm >
176.78	231.65	uKPO1	
			THORN STOCK - Light grey to locally green, coarse grained, feldspar - quartz - biotite porphyry. Two visible occurances of very fine disseminated enargite grains in zones with increased sericite alteration. One occurance is within a



From	To	Width	Sample	Au ppm	Ag ppm	Cu ppm	Pb ppm	Zn ppm
172.80	173.80	1.00	L559462	0.14	6.70	24	12700	7830
173.80	174.80	1.00	L559463	0.01	0.30	15	53	75
174.80	175.80	1.00	L559467	0.02	0.30	30	54	83
175.80	176.78	0.98	L559468	0.04	0.50	16	108	379
176.78	178.78	2.00	L559469	0.02	0.20	11	24	73
178.78	180.78	2.00	L559470	0.02	0.20	6	34	77
180.78	182.78	2.00	L559471	0.02	0.30	7	75	132
182.78	184.78	2.00	L559472	0.03	0.40	9	18	32

Project: THORN2011 **Hole Number:** THN11-42

From	To	Rocktype & Description
		1cm milky quartz vein @ 185.10m. Chlorite and sericite alteration is variable and locally occurs simultaneously. 2% fine grained disseminated pyrite cubes throughout. Weakly brecciated from 210.20-220.0m, with associated vein like alteration halos, likely a magmatic breccia with no visible mineralization other than 2% fine pyrite dissminations. Lower contact signified by occurance of tetrahedrite bearing veins.
		ALTERATION
		« 176.78- 189.85 ser 1.00*»
		« 189.85- 212.00 chl 2.00*»
		« 212.00- 231.65 chl 1.00*»
		« 212.00- 231.65 ser 1.00*»
		MINERALIZATION
		« pyr 2.00%»
		« enr 0.10%»
		FAULTS
		< @ 229.85 flg 48° 45mm >

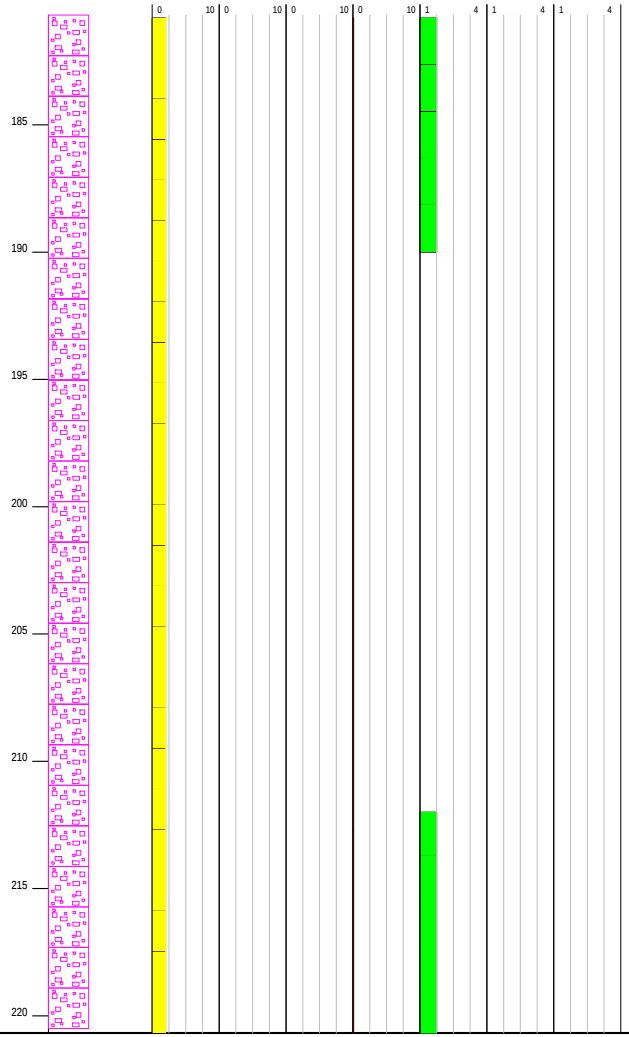

From	To	Width	Sample	Au ppm	Ag ppm	Cu ppm	Pb ppm	Zn ppm
184.78	186.78	2.00	L559473	0.01	-0.20	12	18	40
186.78	188.78	2.00	L559474	0.04	0.30	9	46	120
188.78	189.85	1.07	L559475	0.12	1.10	12	637	1500
189.85	191.85	2.00	L559476	-0.01	-0.20	8	12	55
191.85	193.85	2.00	L559477	0.01	4.20	73	95	118
193.85	195.85	2.00	L559478	-0.01	-0.20	6	16	46
195.85	197.85	2.00	L559479	0.02	0.30	8	18	60
197.85	201.85	4.00	L559480	-0.01	-0.20	6	15	54
201.85	203.85	2.00	L559481	-0.01	-0.20	7	18	86
203.85	205.85	2.00	L559482	-0.01	-0.20	10	21	95
205.85	207.85	2.00	L559483	-0.01	-0.20	12	28	73
207.85	209.85	2.00	L559484	-0.01	-0.20	19	14	61
209.85	212.00	2.15	L559485	-0.01	-0.20	25	15	49
212.00	214.00	2.00	L559488	-0.01	-0.20	18	20	50
214.00	216.00	2.00	L559489	-0.01	0.40	15	16	39
216.00	218.00	2.00	L559490	-0.01	0.40	14	18	39
218.00	220.00	2.00	L559491	-0.01	-0.20	16	18	44
220.00	222.00	2.00	L559492	-0.01	-0.20	12	18	38
222.00	224.00	2.00	L559493	-0.01	-0.20	7	17	57
224.00	226.00	2.00	L559494	-0.01	-0.20	6	20	51
226.00	228.00	2.00	L559495	-0.01	-0.20	11	35	78
228.00	230.00	2.00	L559496	-0.01	0.30	12	180	402
230.00	231.65	1.65	L559497	0.10	4.10	80	464	1695

Project: THORN2011 **Hole Number:** THN11-42

From	To	Rocktype	& Description
231.65	234.10	uKPO2	THORN STOCK - Coarse grained, feldspar - quartz - biotite porphyry with 10% high sulfidation veins containing 5% pyrite with up to 5% sulfosalts of both enargite and tetrahedrite, and locally 3% chalcopyrite. Chalcopyrite and tetrahedrite form typically within the same blotches and veins. Enargite is also found as disseminations of trace to 1% throughout porphyry along with 2% pyrite. Moderate sericite alteration. Lower contact is signified by the loss of veining and enargite disseminations. ALTERATION « ser 2.00*» MINERALIZATION « pyr 5.00%» « tet 2.00%» « enr 1.00%» « cpy 1.00%»
234.10	283.16	uKPO2	THORN STOCK - Medium to coarse grained, feldspar - quartz - biotite porphyry with localized zones of sulfosalts occuring as disseminations and occuring within quartz veining. Sulfosalts appear to be enargite; however, very fine grained nature makes it difficult to distinguish between tetrahedrite. Sulfosalts are associated with pyrite in both veins and disseminations. Local veins contain sphalerite and chalcopyrite. Alteration is moderately sericitic

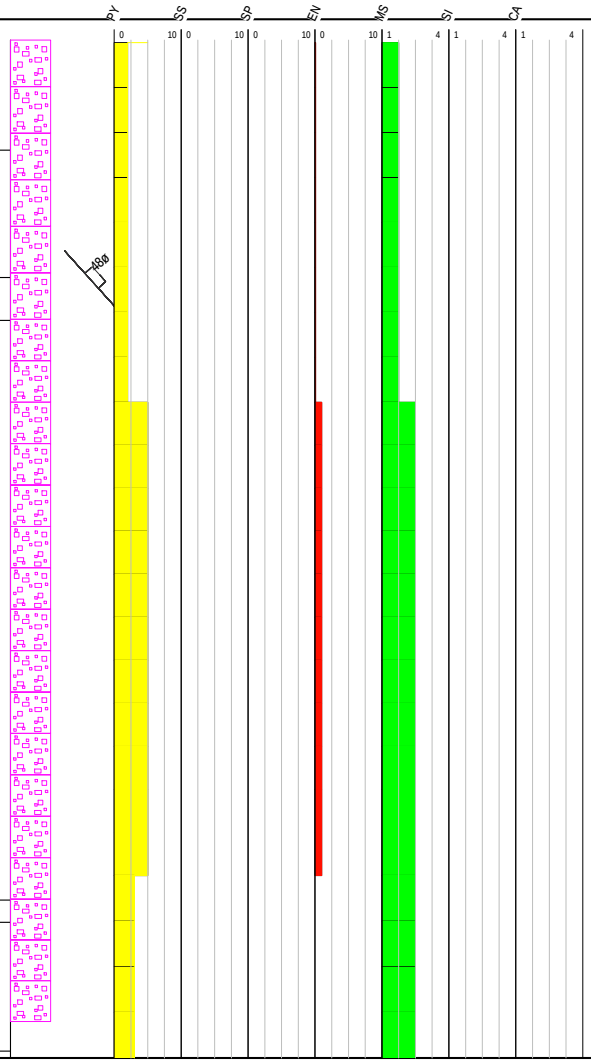

From	To	Width	Sample	Au ppm	Ag ppm	Cu ppm	Pb ppm	Zn ppm
231.65	232.55	0.90	L559498	0.49	28.00	3110	64	660
232.55	233.55	1.00	L559499	0.10	17.10	1350	965	2010
233.55	234.70	1.15	L559500	0.01	0.30	20	256	816
234.70	236.70	2.00	L559501	-0.01	-0.20	10	36	103
236.70	238.70	2.00	L559502	-0.01	0.20	22	22	81
238.70	240.70	2.00	L559503	-0.01	0.30	10	25	75
240.70	242.70	2.00	L559504	0.02	0.40	9	26	71
242.70	244.00	1.30	L559505	0.04	1.20	17	55	192
244.00	245.00	1.00	L559506	0.02	0.40	12	42	139
245.00	246.00	1.00	L559507	0.02	0.40	12	40	136

Project: THORN2011 **Hole Number:** THN11-42

From	To	Rocktype & Description
		with localized zones of increased chlorite alteration. Lower contact is signified by gradational loss of sulfosalt disseminations.
		ALTERATION
		« ser 2.00*»
		« 251.00- 256.00 chl 1.00*»
		MINERALIZATION
		« 234.10- 283.16 pyr 3.00%» disseminations and veins
		« 245.00- 247.00 enr 0.20%» disseminations
		« 247.00- 249.20 enr 1.00%» veins and disseminations
		« 250.00- 250.03 sph 3.00%» vein
		« 250.00- 250.03 ga 2.00%» vein
		« 261.53- 264.50 enr 0.30%» disseminations
		« 264.50- 268.00 enr 1.00%» veining and disseminations
		« 268.00- 272.24 enr 0.50%»
		« 272.24- 283.16 tet 1.00%» veins
		« 272.24- 283.16 enr 0.50%» disseminations
		« 282.17- 282.20 cpy 70.00%» massive chalcopyrite vein

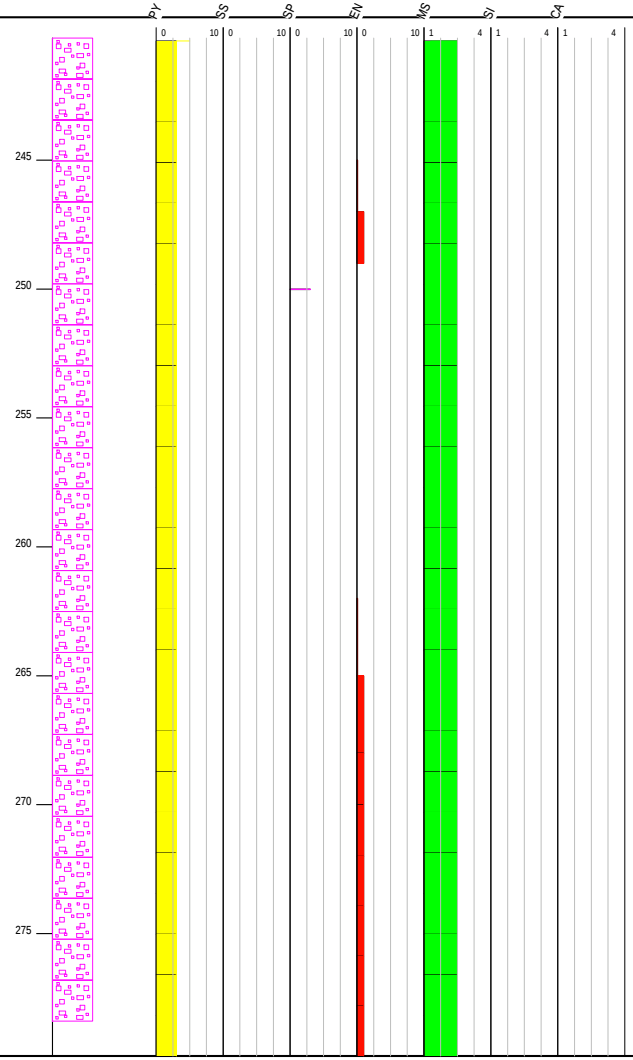

From	To	Width	Sample	Au ppm	Ag ppm	Cu ppm	Pb ppm	Zn ppm
246.00	247.00	1.00	L559511	0.02	0.90	12	82	367
247.00	248.00	1.00	L559512	0.03	1.40	10	257	916
248.00	249.20	1.20	L559513	0.09	3.80	40	1245	3600
249.20	250.00	0.80	L559514	0.02	0.90	11	174	353
250.00	253.00	3.00	L559515	0.01	0.60	16	143	317
253.00	255.00	2.00	L559516	-0.01	-0.20	6	20	59
255.00	257.00	2.00	L559517	-0.01	-0.20	9	21	60
257.00	259.00	2.00	L559518	0.01	-0.20	7	23	49
259.00	260.00	1.00	L559519	0.01	-0.20	6	40	71
260.00	261.53	1.53	L559520	-0.01	0.20	11	81	225
261.53	262.53	1.00	L559521	0.05	2.50	29	1265	2690
262.53	263.27	0.74	L559522	0.04	0.90	10	363	563
263.27	264.50	1.23	L559523	0.07	2.20	17	501	2010
264.50	265.50	1.00	L559524	0.16	16.50	732	425	1315
265.50	266.50	1.00	L559525	-0.01	0.50	10	71	138
266.50	268.00	1.50	L559526	-0.01	0.30	14	34	61
268.00	269.00	1.00	L559527	-0.01	0.20	13	64	59
269.00	270.00	1.00	L559528	0.01	0.30	16	55	88
270.00	271.00	1.00	L559529	0.01	0.20	14	28	49
271.00	272.24	1.24	L559532	0.02	0.90	48	374	572
272.24	273.24	1.00	L559533	0.06	43.50	6450	872	1450
273.24	274.24	1.00	L559534	0.01	0.50	40	92	95
274.24	275.24	1.00	L559535	0.03	23.60	3290	517	949
275.24	276.24	1.00	L559536	0.01	0.50	31	27	30
276.24	277.24	1.00	L559537	0.02	0.50	29	136	288
277.24	278.24	1.00	L559538	-0.01	-0.20	11	19	60
278.24	279.24	1.00	L559539	0.01	-0.20	12	40	37
279.24	280.24	1.00	L559540	0.01	0.20	15	48	49
280.24	281.24	1.00	L559541	0.01	2.60	519	136	175
281.24	282.17	0.93	L559542	0.07	22.80	3930	675	862
282.17	283.16	0.99	L559543	0.07	22.30	2680	375	590

Project: THORN2011 **Hole Number:** THN11-42

From	To	Rocktype	& Description
283.16	289.56	uKPO2	THORN STOCK - Continuations of previous unit with the absence of sulfosalts and the increase of chlorite alteration, and diminished sericite alteration. 3% subhedral pyrite disseminations. Two fine grained felsic xenoliths from 287.0-287.28. EOH. ALTERATION « chl 2.00*» « ser 1.00*» MINERALIZATION « pyr 3.00%»
289.56	289.56	EOH	

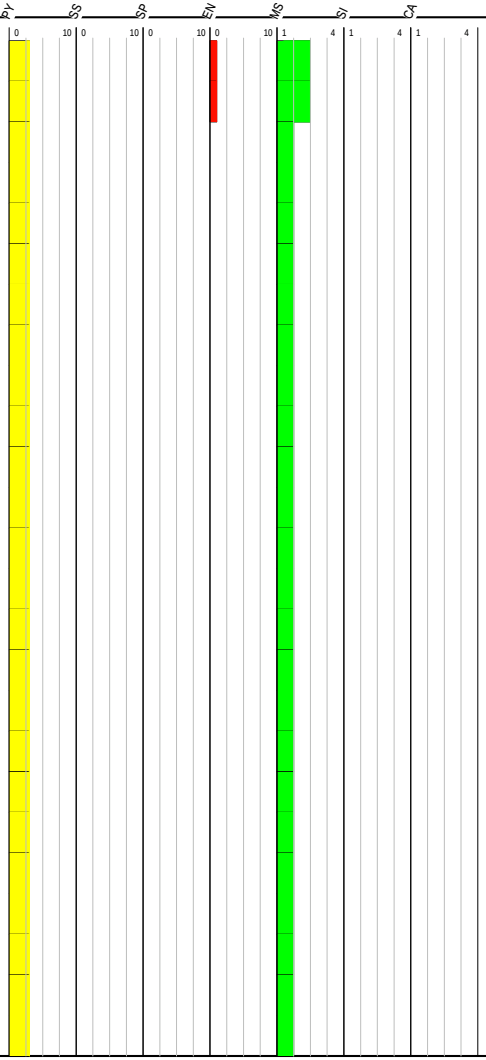

From	To	Width	Sample	Au ppm	Ag ppm	Cu ppm	Pb ppm	Zn ppm
283.16	285.16	2.00	L559544	0.03	0.20	24	38	82
285.16	287.16	2.00	L559545	-0.01	-0.20	11	31	77
287.16	288.16	1.00	L559546	0.01	-0.20	11	28	68
288.16	289.56	1.40	L559547	0.01	-0.20	9	31	67

Drill Log Legend

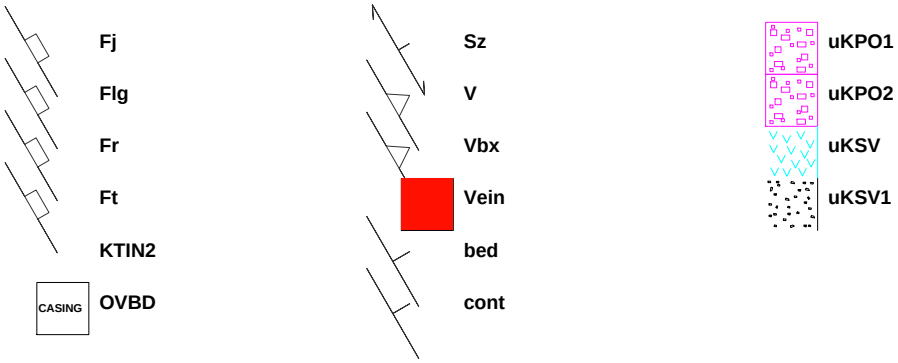

DRILL LOG

Project: Thorn	**Collar Elevation (m):** 780.8
Hole THN11-43	**Azimuth (º):** 325
Location: 6492359 m North, 627789 m East	**Dip (º):** -50.0
Logged by: R.Toole	**Length (m):** 267.92
Drilled by: Full Force	**Horizontal Projection:**
Assayed by: ALS Chemex	**Vertical Projection:**
Core Size: NQ2	**Objective** Test the continuity of the Talisker Zone along strike ~120 m W-SW of THN05-36.
Date Started: 2011/06/25 **Date Completed:** 2011/06/28	
Dip Tests By: Reflex	

Summary Log:

0.00 - 6.54 m : Casing in overburden
6.54 - 206.96 m : Thorn Stock - silica veining and pyrite-sulposalt mineralization from 141.91 - 144.82 m.
206.96 - 209.54 m : Basaltic dyke
209.54 - 241.05 m : Thorn Stock
241.05 - 241.90 m : Rhyolite dyke
241.90 - 242.40 m : Basaltic dyke
242.40 - 267.92 m : Thorn Stock
EOH

Downhole surveys:

Depth	Dip	Azimuth
0.00	-50.00	325.00
67.00	-50.50	326.30
117.00	-51.10	326.30
167.00	-51.60	326.40
217.00	-52.10	316.30
267.00	-52.70	328.30

Project: THORN2011 **Hole Number:** THN11-43

From	To	Rocktype	& Description
0.00	6.54	OVBD	OVERBURDEN - Unconsolidated cobbles of Windy Table Volcanics, Thorn Stock, and sand.
6.54	13.32	uKPO3	THORN STOCK - Light grey to green, coarse grained, highly fractured and faulted, moderately to strongly sericitized with weak chlorite alteration, feldspar - quartz - biotite porphyry with 1% sulfosalts (enargite) occuring as fine disseminations and within quartz veining associated with pyrite. Disseminations are concentrated near veining typically. Veining and sulfosalts diminish downhole. Gradational lower contact signified by loss of sulfosalts, diminished sericite alteration, and increased chlorite alteration.

ALTERATION

« 6.54- 10.00 ser 3.00*»

« 10.00- 13.32 ser 1.00*»

« 6.54- 10.00 chl 1.00*»

« 10.00- 13.34 chl 2.00*»

MINERALIZATION

« 6.54- 10.00 pyr 3.00%»

« 6.54- 10.00 enr 1.00%»

« 10.00- 13.32 pyr 1.00%»

« 10.00- 13.32 enr 0.50%»

FAULTS

« 7.82- 10.31 fault 55.00%»



From	To	Width	Sample	Au ppm	Ag ppm	Cu ppm	Pb ppm	Zn ppm
6.54	7.54	1.00	L559548	0.03	2.00	59	69	196
7.54	8.54	1.00	L559549	0.08	2.60	197	75	575
8.54	9.54	1.00	L559550	-0.01	0.20	22	16	146
9.54	10.54	1.00	L559554	-0.01	-0.20	16	17	99
10.54	11.54	1.00	L559555	-0.01	-0.20	17	55	95
11.54	12.54	1.00	L559556	-0.01	0.20	14	23	87
12.54	13.32	0.78	L559557	-0.01	-0.20	18	24	66

Project: THORN2011 **Hole Number:** THN11-43

From	To	Rocktype	& Description
13.32	25.05	uKPO2	THORN STOCK - Light to medium green, coarse grained, feldspar - biotite - (quartz) porphyry. Locally faulted. No visible sulfosalts; 1% fine pyrite disseminations. Moderate chlorite alteration. Massive and featureless. Lower contact signified by the loss of chlorite alteration and increase of sericite alteration. ALTERATION « chl 3.00*» « 16.34- 18.83 ser 1.00*» (Fault Zone) MINERALIZATION « pyr 1.00%» FAULTS « 16.34- 18.83 fault 45.00%»
25.05	69.93	uKPO2	THORN STOCK - Light grey, medium to coarse grained, feldspar - quartz - biotite porphyry with moderate to strong sericite alteration. Occasional occurences of enargite characterized by disseminations and locally associated with pyrite fracture infillings. Locally enargite forms as prismatic crystal disseminations. Locally fault gouged. Lower contact is signified by the increase in sulfosalts and mineralized veining. ALTERATION « ser 3.00*» MINERALIZATION « enr 0.50%» « pyr 2.00%» FAULTS

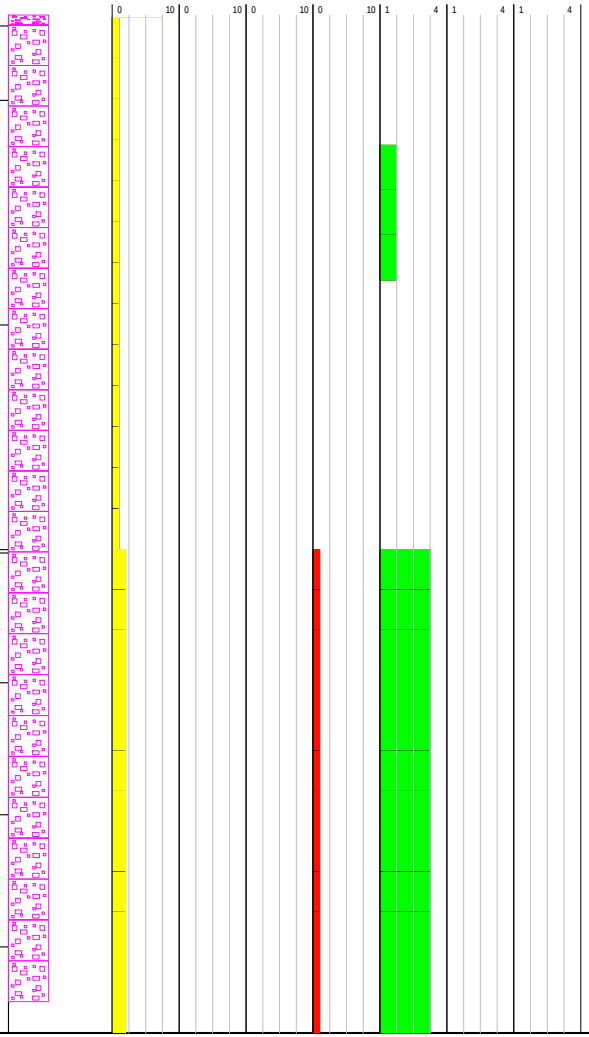

From	To	Width	Sample	Au ppm	Ag ppm	Cu ppm	Pb ppm	Zn ppm
13.32	15.32	2.00	L559558	-0.01	-0.20	18	26	81
15.32	17.32	2.00	L559559	-0.01	-0.20	16	16	80
17.32	19.32	2.00	L559560	-0.01	-0.20	23	28	67
19.32	21.32	2.00	L559561	-0.01	-0.20	17	17	60
21.32	23.32	2.00	L559562	0.01	-0.20	15	6	59
23.32	25.05	1.73	L559563	-0.01	-0.20	15	13	59
25.05	26.05	1.00	L559564	-0.01	-0.20	11	15	53
26.05	27.05	1.00	L559565	-0.01	-0.20	12	19	26
27.05	28.05	1.00	L559566	-0.01	-0.20	13	23	63
28.05	29.05	1.00	L559567	-0.01	-0.20	7	16	46
29.05	30.05	1.00	L559568	0.01	-0.20	6	28	51
30.05	31.05	1.00	L559569	0.01	0.20	7	21	50
31.05	32.05	1.00	L559570	0.01	-0.20	16	20	70
32.05	33.05	1.00	L559571	-0.01	-0.20	5	19	48
33.05	34.05	1.00	L559572	0.01	-0.20	6	21	61
34.05	35.05	1.00	L559575	-0.01	-0.20	12	17	60
35.05	36.05	1.00	L559576	-0.01	-0.20	6	17	58
36.05	37.05	1.00	L559577	-0.01	-0.20	8	18	53
37.05	38.05	1.00	L559578	-0.01	-0.20	7	25	58
38.05	39.05	1.00	L559579	0.01	-0.20	4	17	51
39.05	40.05	1.00	L559580	-0.01	-0.20	4	22	53
40.05	41.05	1.00	L559581	-0.01	-0.20	5	15	55
41.05	42.05	1.00	L559582	-0.01	0.20	5	20	57
42.05	43.05	1.00	L559583	0.03	-0.20	5	16	47
43.05	44.05	1.00	L559584	-0.01	-0.20	8	16	55

Project: THORN2011 **Hole Number:** THN11-43

From	To	Rocktype & Description
< @ 45.53 flg 75° 130mm >		
< @ 56.45 flg 52° 200mm >		
69.93	75.97	uKPO2

THORN STOCK / HIGH SULFIDATION VEINS - Continuation of previous unit however intensely silicified from strong hydrothermal alteration and intense mineralized veining. Veining is dominanted by 5% pyrite, 1% tennantite, and 0.5 to locally 1% tetrahedrite. Enargite forms as disseminations in altered Thron Stock up to locally 1%. Local veins contain up to 1% chalcopyrite, typically associated with tennantite. Veining is most prevalent in the upper half of the unit, diminishing downhole. Locally blocky. Sharp fault gouged lower contact @ 74 degrees TCA.

ALTERATION

From	To	Width	Sample	Au ppm	Ag ppm	Cu ppm	Pb ppm	Zn ppm
44.05	45.05	1.00	L559585	0.01	-0.20	9	17	62
45.05	46.05	1.00	L559586	0.03	-0.20	9	26	63
46.05	47.05	1.00	L559587	0.04	0.20	9	28	59
47.05	48.05	1.00	L559588	-0.01	-0.20	7	16	61
48.05	49.05	1.00	L559589	-0.01	-0.20	7	14	58
49.05	50.05	1.00	L559590	0.01	-0.20	5	19	46
50.05	51.05	1.00	L559591	-0.01	-0.20	8	17	69
51.05	52.05	1.00	L559592	-0.01	-0.20	7	20	39
52.05	53.05	1.00	L559593	0.01	0.20	10	37	127
53.05	54.05	1.00	L559597	0.01	0.30	7	74	219
54.05	55.05	1.00	L559598	0.01	0.20	15	35	94
55.05	56.05	1.00	L559599	0.01	0.30	11	166	274
56.05	57.05	1.00	L559600	0.01	0.40	11	246	399
57.05	58.05	1.00	L559601	0.02	0.60	12	357	794
58.05	59.05	1.00	L559602	0.01	0.60	12	152	279
59.05	60.05	1.00	L559603	0.04	0.90	17	1270	2150
60.05	61.05	1.00	L559604	0.01	0.20	7	41	55
61.05	62.05	1.00	L559605	0.01	0.20	7	26	48
62.05	63.05	1.00	L559606	-0.01	0.20	7	70	235
63.05	64.05	1.00	L559607	0.03	0.90	26	437	758
64.05	65.05	1.00	L559608	0.03	1.00	18	403	1120
65.05	66.05	1.00	L559609	0.14	1.70	15	772	1880
66.05	67.05	1.00	L559610	0.06	0.30	6	33	53
67.05	68.05	1.00	L559611	0.11	0.40	19	32	114
68.05	69.05	1.00	L559612	0.01	0.30	18	24	154
69.05	69.93	0.88	L559613	-0.01	0.50	10	61	138
69.93	70.93	1.00	L559615	0.03	7.10	72	816	983
70.93	71.93	1.00	L559618	0.07	12.50	1930	192	106
71.93	72.93	1.00	L559619	0.11	5.80	444	517	45
72.93	73.93	1.00	L559620	0.04	2.40	24	1000	1960
73.93	74.93	1.00	L559621	0.04	3.50	31	295	236
74.93	75.97	1.04	L559622	0.08	3.60	73	701	1630

Project: THORN2011 **Hole Number:** THN11-43

From	To	Rocktype	& Description
« 69.93-	73.20	sil 3.00*»	
« 69.93-	73.20	ser 1.00*»	
« 73.20-	75.97	ser 3.00*»	
MINERALIZATION			
« 69.93-	73.20	pyr 5.00%»	
« 69.93-	73.20	tet 1.00%»	
« 69.93-	73.20	cpy 0.50%»	
« 69.93-	73.20	enr 0.50%»	
« 69.93-	73.20	ten 2.00%»	
« 73.20-	75.97	pyr 2.00%»	
« 73.20-	75.97	enr 1.00%»	
FAULT			
« 75.92-	75.97	fault 74.00%»	
75.97	79.76	uKPO2	
THORN STOCK - Medium green, coarse grained, feldspar - quartz -biotite porphyry. 80% of feldspars have been altered to forest green chlorite. 1% fine pyrite disseminations. No visible sulfosalts. Sharp lower contact signified by alteration change @ 62 degrees TCA.			
ALTERATION			
« chl 3.00*»			
MINERALIZATION			
« pyr 1.00%»			
79.76	141.91	uKPO2	
THORN STOCK - Light grey to locally greenish, coarse grained, feldspar - quartz - biotite porphyry with trace to 0.5% fine enargite disseminations, locally associated with pyrite fracture infilling and rare quartz stringers. Localized tetrahedrite disseminations in lower 20 meters. 1% pyrite occurs a disseminations and locally infilling fractures. Moderate sericite alteration with local weak chlorite alteration. Irregular lower contact with intense			

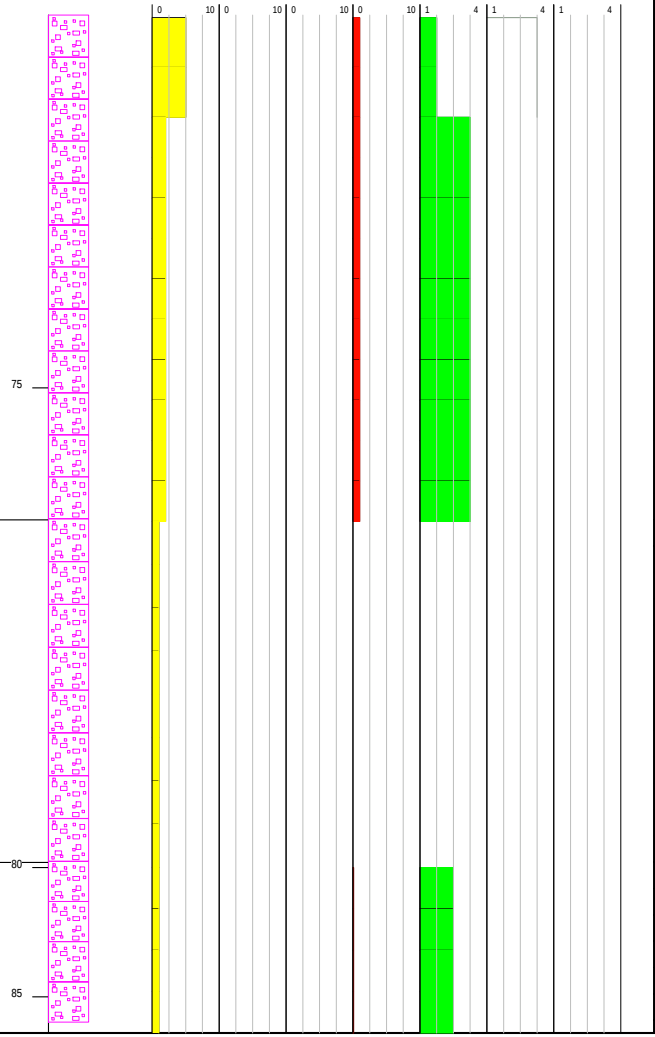

From	To	Width	Sample	Au ppm	Ag ppm	Cu ppm	Pb ppm	Zn ppm
75.97	77.97	2.00	L559623	-0.01	-0.20	9	22	93
77.97	79.76	1.79	L559624	-0.01	0.30	22	76	204
79.76	81.76	2.00	L559625	0.02	0.30	13	43	40
81.76	83.76	2.00	L559626	0.03	0.40	14	225	480
83.76	85.76	2.00	L559627	0.01	0.30	20	131	336
85.76	87.76	2.00	L559628	0.01	-0.20	7	23	70
87.76	89.76	2.00	L559629	0.01	-0.20	11	26	71
89.76	91.76	2.00	L559630	0.01	-0.20	9	17	68
91.76	93.76	2.00	L559631	-0.01	-0.20	10	16	63

Project: THORN2011 **Hole Number:** THN11-43

From	To	Rocktype & Description
		quartz / pyrite veining.
		ALTERATION
		« ser 2.00*»
		« 79.76- 95.50 chl 1.00*»
		« 110.23- 111.40 chl 1.00*»
		MINERALIZATION
		« pyr 1.00%»
		« enr 0.25%»
		« 121.75- 123.00 tet 0.50%»
		« 131.00- 141.91 tet 0.50%»
		FAULTS
		« 96.47- 96.51 fault 45.00%»

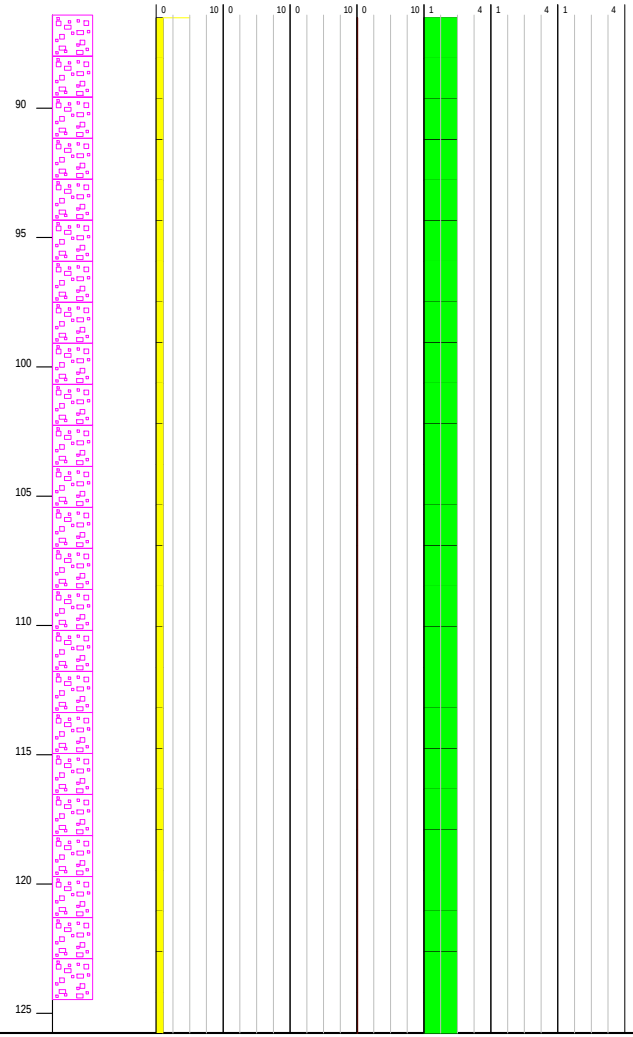

From	To	Width	Sample	Au ppm	Ag ppm	Cu ppm	Pb ppm	Zn ppm
93.76	95.76	2.00	L559632	-0.01	-0.20	12	21	61
95.76	97.76	2.00	L559633	0.01	0.20	9	49	232
97.76	99.76	2.00	L559634	-0.01	-0.20	4	13	12
99.76	101.76	2.00	L559635	-0.01	-0.20	10	37	45
101.76	103.76	2.00	L559636	0.02	0.20	10	67	229
103.76	105.76	2.00	L559640	0.06	0.30	4	73	35
105.76	107.76	2.00	L559641	0.09	0.40	15	112	266
107.76	109.76	2.00	L559642	0.01	0.20	15	22	33
109.76	111.76	2.00	L559643	0.01	0.20	14	20	49
111.76	113.76	2.00	L559644	0.02	0.20	15	23	56
113.76	115.76	2.00	L559645	0.01	-0.20	10	20	54
115.76	117.76	2.00	L559646	0.01	0.30	8	122	159
117.76	119.76	2.00	L559647	0.03	0.80	7	350	748
119.76	121.75	1.99	L559648	0.01	0.40	15	76	88
121.75	123.00	1.25	L559649	0.02	0.20	5	31	37
123.00	125.00	2.00	L559650	0.02	0.20	6	28	39
125.00	127.00	2.00	L559651	0.01	0.20	11	27	48
127.00	129.00	2.00	L559652	0.02	0.20	7	66	60
129.00	131.00	2.00	L559653	0.03	0.40	11	185	363
131.00	133.00	2.00	L559654	0.02	0.20	32	48	101
133.00	135.00	2.00	L559655	0.02	0.30	24	56	112
135.00	137.00	2.00	L559656	0.01	-0.20	12	29	98
137.00	137.93	0.93	L559657	0.07	0.60	27	344	967
137.93	139.40	1.47	L559658	0.05	0.40	10	56	105
139.40	140.40	1.00	L559661	0.02	0.30	18	37	46
140.40	141.91	1.51	L559662	0.09	0.40	10	201	481

Project: THORN2011 **Hole Number:** THN11-43

From	To	Rocktype	& Description
141.91	144.82	uKPO2	THORN STOCK - Continuation of previous unit with an increase in high sulfidation veins including 6 veins exceeding 5cm in thickness, along with approximately 5% fine stringer high sulfidation veins. Veins are dominantly pyrite (exceeding 60%) with locally 5% tetrahedrite and 1-2% enargite; enargite occasionally forms as fine disseminations proximal to veins and stringers. Remaining 35% of larger veins is quartz. Veins cut core at approximately 70 degrees. 3% fine euhedral pyrite disseminations. Moderate to strong sericite alteration. Lower contact signified by loss of 5+cm semi massive pyrite veins. ALTERATION « ser 3.00*» MINERALIZATION « pyr 15.00%» « tet 3.00%» « enr 1.00%» FAULT

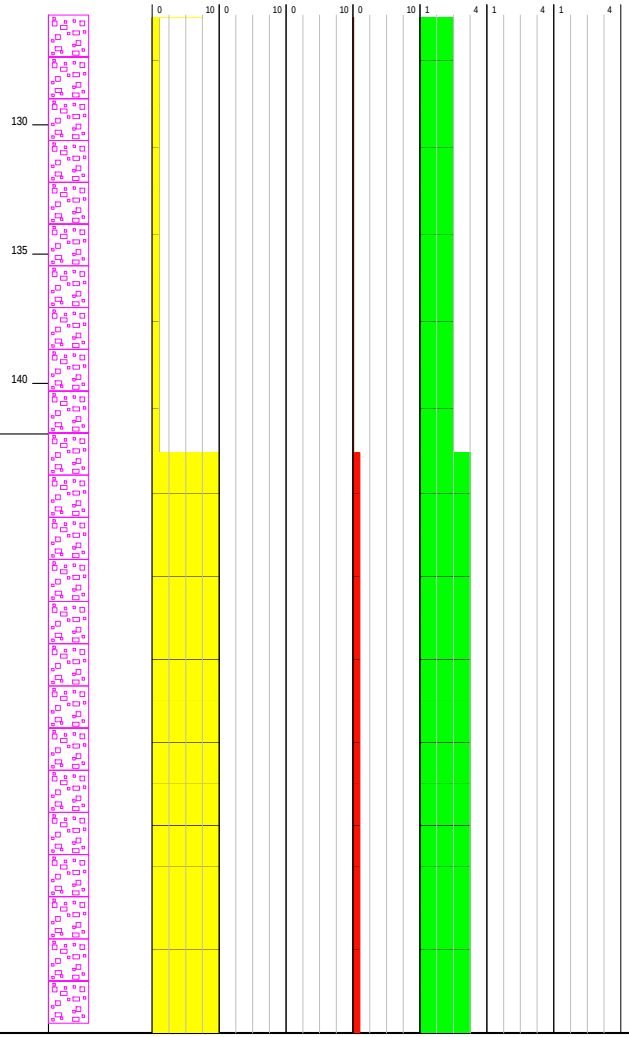

From	To	Width	Sample	Au ppm	Ag ppm	Cu ppm	Pb ppm	Zn ppm
141.91	142.91	1.00	L559663	0.47	12.90	2920	204	313
142.91	144.00	1.09	L559664	0.23	18.60	8140	145	620
144.00	144.82	0.82	L559665	0.64	24.50	5330	252	30

Project: THORN2011 **Hole Number:** THN11-43

From	To	Rocktype & Description
« 143.45- 143.50 fault 47.00%»		
144.82	206.96	uKPO2
THORN STOCK - Light grey, coarse grained, feldspar - quartz - biotite porphyry with 1% enargite occuring as disseminations and associated with high sulfidation stringers. Stringers make up 3% of overall composition. Localized tetrahedrite disseminations. 3% fine euhedral pyrite disseminations. Moderate sericite alteration. One occurance of galena within a quartz vein @ 191.0m. Locally gouged. Rare 1cm biotite crystals. Feldspar crystals are heavily altered to pyrophyllite and dickite (?). Broken lower contact with missing core with underlying mafic dyke.		
ALTERATION		
« ser 2.00*»		
MINERALIZATION		
« pyr 3.00%»		
« enr 0.50%»		
« 168.00- 173.40 tet 1.00%»		
FAULTS		
< @ 164.74 flg 45° 200mm >		
< @ 120.00 flg 59° 90mm >		



From	To	Width	Sample	Au ppm	Ag ppm	Cu ppm	Pb ppm	Zn ppm
144.82	146.82	2.00	L559666	0.07	3.50	191	726	1310
146.82	148.82	2.00	L559667	0.04	0.30	17	84	98
148.82	150.82	2.00	L559668	0.01	0.40	17	123	149
150.82	152.82	2.00	L559669	0.01	-0.20	22	36	56
152.82	154.82	2.00	L559670	0.02	-0.20	12	57	54
154.82	156.82	2.00	L559671	0.01	0.40	23	62	114
156.82	158.82	2.00	L559672	-0.01	0.20	12	26	48
158.82	160.82	2.00	L559673	0.01	-0.20	11	40	51
160.82	162.82	2.00	L559674	0.02	0.20	21	113	183
162.82	164.74	1.92	L559675	0.02	0.30	18	146	230
164.74	166.74	2.00	L559676	0.02	0.40	24	160	317
166.74	168.00	1.26	L559677	-0.01	0.20	16	79	83
168.00	170.00	2.00	L559678	0.01	0.30	15	117	171
170.00	172.00	2.00	L559679	0.01	0.20	18	70	84
170.00	172.00	2.00	L559680	0.01	0.40	18	75	77
172.00	173.43	1.43	L559683	0.01	0.30	12	23	77
173.43	175.43	2.00	L559684	0.01	0.20	28	106	167
175.43	177.43	2.00	L559685	0.03	0.30	16	97	54
177.43	179.43	2.00	L559686	0.01	0.80	17	283	390
179.43	180.97	1.54	L559687	0.06	2.10	40	1035	2070
180.97	182.97	2.00	L559688	0.03	0.60	15	103	405
182.97	184.97	2.00	L559689	0.01	0.50	21	94	159
184.97	186.97	2.00	L559690	0.01	0.60	14	141	232
186.97	188.97	2.00	L559691	0.03	0.60	28	141	217
188.97	190.97	2.00	L559692	0.01	0.70	13	238	376
190.97	192.97	2.00	L559693	0.03	0.90	28	442	739
192.97	194.00	1.03	L559694	0.03	0.30	22	41	52
194.00	196.00	2.00	L559695	0.05	1.50	40	559	533
196.00	198.00	2.00	L559696	0.04	2.10	29	568	1160
198.00	200.00	2.00	L559697	0.01	0.50	12	145	210
200.00	202.00	2.00	L559698	0.01	0.60	12	413	522
202.00	204.00	2.00	L559699	-0.01	-0.20	4	70	71
204.00	206.00	2.00	L559700	-0.01	0.30	11	469	589
206.00	206.96	0.96	L559701	-0.01	0.30	7	118	203

Project: THORN2011 **Hole Number:** THN11-43

From	To	Rocktype	& Description
206.96	209.54	KTIN2	BASALT DYKE - Fine grained, dark green, amygdaloidal basalt dyke. Amygdales are calcite filled. Trace to 1% fine grained pyrite disseminations. Contacts have 2mm chill margins. Massive and featureless. Sharp lower contact with Thorn Stock @ 30 degrees TCA. MINERALIZATION « pyr 1.00%»
209.54	241.05	uKPO2	THORN STOCK - Light grey, coarse grained, feldspar - quartz - biotite porphyry with trace fine enargite disseminations. Enargite dissemination diminish downhole and disappear @ approximately 230m. Local 1cm biotite crystals.1-2% fine euhedral pyrite disseminations. Rare pyrite stringers however no visible associated sulfosalts. Cross cut by 2 minor basalt dykes. Sharp lower contact with felsic dykes @ 75 degrees TCA.



From	To	Width	Sample	Au ppm	Ag ppm	Cu ppm	Pb ppm	Zn ppm
206.96	208.00	1.04	L559705	-0.01	-0.20	42	10	125
208.00	209.54	1.54	L559706	-0.01	0.20	37	11	120
209.54	211.54	2.00	L559707	0.01	0.70	9	335	572
211.54	213.00	1.46	L559708	0.02	0.60	17	244	841
213.00	214.00	1.00	L559709	0.02	0.70	38	200	13
214.00	215.75	1.75	L559710	-0.01	0.20	38	33	142
215.75	217.75	2.00	L559711	-0.01	1.20	39	297	2050
217.75	219.75	2.00	L559712	0.01	0.30	7	94	105
219.75	221.70	1.95	L559713	0.01	0.40	14	183	218

Project: THORN2011 **Hole Number:** THN11-43

From	To	Rocktype & Description
		ALTERATION
		« ser 3.00*»
		MINERALIZATION
		« pyr 1.00%»
		« 209.54- 230.00 enr 0.50%»
		FAULTS
		« 237.20- 237.49 fault 63.00%»
		DYKES
		« 214.00- 214.84 KTIN2 »
		« 221.70- 222.00 KTIN2 »
241.05	241.90	KTIN1
		RHYOLITE DYKE - Massive pink, fine grained, aphanitic rhyolite dyke with contact perpendicular chill fractures at upper contact. Locally fractured and faulted. Sharp lower contact with mafic dyke @ 66 degrees TCA.
		FAULTS
		« 241.25- 241.90 fault 52.00%»
241.90	242.40	KTIN2
		BASALT DYKE - Fine grained, dark green, basalt dyke. Trace to 0.5% fine grained pyrite disseminations. Upper contact has chill fractures with overlying rhyolite dyke. Massive and featureless. Sharp lower contact with Thorn Stock @ 55 degrees TCA.
		MINERALIZATION

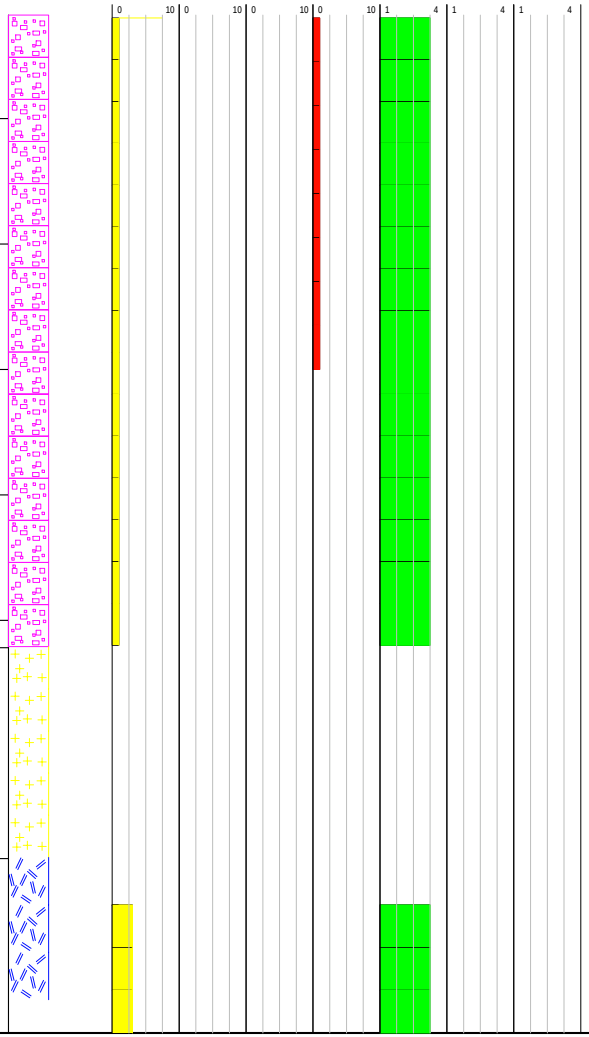

From	To	Width	Sample	Au ppm	Ag ppm	Cu ppm	Pb ppm	Zn ppm
221.70	222.00	0.30	L559714	0.01	0.20	36	12	159
222.00	224.00	2.00	L559715	0.01	-0.20	20	59	100
224.00	226.00	2.00	L559716	-0.01	0.20	9	119	171
226.00	228.00	2.00	L559717	-0.01	0.50	8	260	271
228.00	230.00	2.00	L559718	-0.01	0.20	7	91	121
230.00	231.00	1.00	L559719	-0.01	0.30	8	126	224
231.00	233.00	2.00	L559720	-0.01	0.30	7	213	634
233.00	234.90	1.90	L559721	-0.01	0.40	9	545	1035
234.90	236.90	2.00	L559722	0.01	1.30	27	66	33
236.90	238.90	2.00	L559723	0.03	1.00	145	214	345
238.90	241.05	2.15	L559726	0.01	0.40	35	213	284
241.05	241.90	0.85	L559727	0.02	-0.20	5	36	16
241.90	242.40	0.50	L559728	-0.01	-0.20	38	27	244

Project: THORN2011 **Hole Number:** THN11-43

From	To	Rocktype	& Description
			« pyr 0.50%»
242.40	267.92	uKPO2	
			THORN STOCK - Light grey, coarse grained, feldspar - quartz - biotite porphyry. Feldspar crystals have been altered to a hardness of 1; likely pyrophyllite and dickite. Moderate to strong sericite alteration. No visible sulfosalts with the exception of one enargite / pyrite vein @ 258.74 - 258.77m. Locally blocky. 3% fine cubic pyrite disseminations. EOH.
			ALTERATION
			« ser 3.00*»
			MINERALIZATION
			« 242.40- 258.74 pyr 3.00%»
			« 258.74- 258.77 pyr 40.00%»
			« 258.74- 258.77 enr 20.00%»
			« 258.77- 267.92 pyr 3.00%»
			FAULT
			« 258.78- 258.99 fault 47.00%»
267.92	267.92	EOH	



From	To	Width	Sample	Au ppm	Ag ppm	Cu ppm	Pb ppm	Zn ppm
242.40	244.40	2.00	L559729	-0.01	-0.20	17	115	75
244.40	246.40	2.00	L559730	-0.01	0.70	5	122	118
246.40	248.40	2.00	L559731	-0.01	0.60	6	110	145
248.40	250.40	2.00	L559732	-0.01	0.40	6	197	172
250.40	252.40	2.00	L559733	-0.01	0.40	7	135	244
252.40	254.40	2.00	L559734	-0.01	0.50	9	187	274
254.40	256.40	2.00	L559735	-0.01	0.40	8	366	361
256.40	258.74	2.34	L559736	0.01	1.20	44	273	456
258.74	258.99	0.25	L559737	0.08	7.00	3740	280	83
258.99	260.99	2.00	L559738	0.01	1.10	181	195	655
260.99	262.99	2.00	L559739	0.01	0.90	40	199	347
262.99	264.99	2.00	L559740	-0.01	0.80	17	68	113
264.99	266.99	2.00	L559741	-0.01	0.50	19	57	96
266.99	267.92	0.93	L559742	0.01	1.00	37	134	296

Drill Log Legend

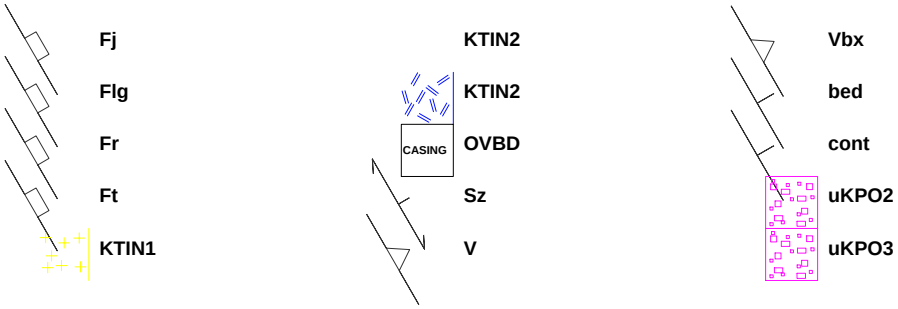

DRILL LOG

Project: Thorn	**Collar Elevation (m):** 587.0
Hole THN11-44	**Azimuth (º):** 172
Location: 6491721 m North, 627670 m East	**Dip (º):** -50.0
Logged by: R.Toole	**Length (m):** 315.77
Drilled by: Full Force	**Horizontal Projection:**
Assayed by: ALS Chemex	**Vertical Projection:**
Core Size: NQ2	**Objective** Test the extent and depth of the MP vein (visible at surface at Camp Creek), and a northwest-trending IP chargeability anomaly.
Date Started: 2011/07/29 **Date Completed:** 2011/07/03	
Dip Tests By: Reflex	

Summary Log:

0.00 - 19.29 m : Casing in overburden
19.29 - 77.94 m : Thorn Stock - pyrite-sulphosalt mineralization associated with siliceous veining from 47.77 - 53.95 m, and massive pyrite-tetrahedrite vein from 66.98 - 67.23 m.
77.94 - 79.94 m: Basaltic dyke
79.94 - 89.65 m : Thorn Stock
89.65 - 95.00 m : Basaltic dyke
95.00 - 141.41 m : Thorn Stock
141.41 - 148.25 m : Basaltic dyke
148.25 - 178.55 m : Thorn Stock
178.55 - 181.23 m : Basaltic dyke
181.23 - 198.38 m : Thorn Stock
198.38 - 206.12 m : Basaltic dyke
206.12 - 219.15 m : Thorn Stock
219.15 - 235.57 m : Basaltic dyke
235.57 - 245.79 m : Thorn Stock
245.79 - 251.39 m : Basaltic dyke
251.39 - 252.72 m : Thorn Stock
252.72 - 256.70 m : Basaltic dyke
256.70 - 259.07 m : Thorn Stock
259.07 - 265.50 m : Basaltic dyke
265.50 - 315.77 m : Thorn Stock
EOH

Downhole surveys:

Depth	Dip	Azimuth
0.00	-50.00	172.00
65.00	-50.40	167.20
115.00	-51.10	166.50
165.00	-51.60	166.30
215.00	-52.10	166.60
265.00	-52.60	164.60
315.00	-53.10	168.20

Project: THORN2011 **Hole Number:** THN11-44

From	To	Rocktype	& Description
0.00	19.29	OVBD	OVERBURDEN - Thorn stock and various volcanic boulders and unconsolidated sediments.
19.29	39.00	uKPO1	THORN STOCK - Light to medium grey, coarse grained, feldspar - quartz - (biotite) porphyry with numerous sulfide veins composed of dominantly pyrite with locally up to 15% sulfosalts (tetrahedrite, tennantite, and enargite) with occasional spalerite, galena, and chalcopyrite. Sulfosalt and basemetal disseminations are found concentrated with proximity to veining. Six significant mineralized veins greater than 4cm in width. See MAJOR VEINS below. Weak to moderate sericite alteration. Lower contact signified by loss of veining. ALTERATION « ser 2.00*» MINERALIZATION « 19.29- 29.71 pyr 6.00%» « 19.29- 29.71 tet 3.00%» « 19.29- 29.71 enr 1.00%» « 19.29- 29.71 spl 0.50%»



From	To	Width	Sample	Au ppm	Ag ppm	Cu ppm	Pb ppm	Zn ppm
19.29	20.29	1.00	L559743	0.09	3.10	85	1020	2430
20.29	21.29	1.00	L559744	0.08	7.90	284	284	84
21.29	22.67	1.38	L559748	0.05	24.10	3130	682	1740
22.67	23.60	0.93	L559749	0.99	24.50	1445	661	986
23.60	25.60	2.00	L559750	0.01	14.50	176	204	3680
25.60	26.95	1.35	L559751	0.09	5.40	209	1245	2010
26.95	27.75	0.80	L559752	0.25	12.30	3150	134	77
27.75	28.75	1.00	L559753	0.02	2.80	202	134	54
28.75	29.71	0.96	L559754	0.07	4.10	537	110	59
29.71	30.71	1.00	L559755	0.03	3.00	223	117	45
30.71	32.31	1.60	L559756	0.04	7.50	338	1415	2580
32.31	33.27	0.96	L559757	0.03	6.90	90	1890	4070
33.27	34.27	1.00	L559758	0.05	17.40	1700	160	305
34.27	35.27	1.00	L559759	0.09	5.80	211	135	48
35.27	36.15	0.88	L559760	0.03	15.10	243	157	93
36.15	37.50	1.35	L559761	0.05	16.30	388	282	2830
37.50	38.55	1.05	L559762	0.17	29.60	6970	134	666
38.55	39.00	0.45	L559763	0.03	3.60	259	240	439

Project: THORN2011 **Hole Number:** THN11-44

From	To	Rocktype	& Description
« 19.29- 29.71 ga 0.25%»			
« 29.71- 37.42 pyr 1.00%»			
« 29.71- 37.42 ga 0.50%»			
« 33.27- 33.35 ten 3.00%»			
« 36.15- 36.20 spl 2.00%»			
« 36.15- 36.20 tet 3.00%»			
« 37.42- 39.00 pyr 8.00%»			
« 37.42- 39.00 cpy 2.00%»			
« 37.42- 39.00 tet 3.00%»			
« 37.42- 39.00 enr 0.50%»			
« 37.42- 39.00 spl 0.25%»			
FAULTS			
< @ 23.60 flg 80° 30mm >			
MAJOR VEINS			
< @ 22.67 V 63.00° 10.00cm >			
< @ 26.95 V 69.00° 12.00cm >			
< @ 27.69 V 75.00° 6.00cm >			
< @ 29.58 V 35.00° 4.00cm >			
< @ 37.50 V 28.00° 31.00cm > (Network of veining)			
< @ 38.10 V 29.00° 45.00cm > (Network of veining)			
39.00	47.77	uKPO2	
THORN STOCK - Light grey, coarse grained, feldspar - quartz - biotite porphyry. Rare 1cm veins contain 1% sphalerite and trace to 0.5% galena, with localized disseminations of each proximal to veining. Moderate sericite alteration. Locally faulted. Lower contact signified by the addition of base metal and sulfosalt veining.			
ALTERATION			
« ser 2.00*»			

From	To	Width	Sample	Au ppm	Ag ppm	Cu ppm	Pb ppm	Zn ppm
39.00	41.00	2.00	L559764	0.02	2.00	47	288	1070
41.00	43.00	2.00	L559765	0.02	3.60	55	305	502
43.00	45.00	2.00	L559766	0.05	4.60	65	1770	3990
45.00	46.00	1.00	L559769	0.02	1.00	12	144	295
46.00	47.77	1.77	L559770	0.05	3.10	39	1290	2040

Project: THORN2011 **Hole Number:** THN11-44

From	To	Rocktype	& Description
			MINERALIZATION
			« pyr 2.00%»
			« spl 0.50%»
			« ga 0.25%»
			FAULTS
			< @ 41.02 flg 50° 200mm >
47.77	53.95	uKPO2	**THORN STOCK - Light to medium grey, coarse grained, feldspar - quartz - (biotite) porphyry with numerous sulfide veins composed of dominantly pyrite with locally up to 15% sulfosalts (tetrahedrite) with occasional spalerite, galena, and chalcopyrite. Sulfosalt and basemetal disseminations are found concentrated with proximity to veining. Density of veins is approximately 2veins / 1 meter. See MAJOR VEINS below. Weak sericite alteration. Lower contact signified by loss of veining.**
			ALTERATION
			« ser 1.00*»
			MINERALIZATION
			« pyr 8.00%»
			« 47.77- 48.35 spl 0.50%»
			« 47.77- 48.35 ga 0.50%»
			« 48.35- 50.75 tet 1.00%»
			« 50.75- 53.95 tet 4.00%»
			FAULT



From	To	Width	Sample	Au ppm	Ag ppm	Cu ppm	Pb ppm	Zn ppm
47.77	48.35	0.58	L559771	0.16	21.80	339	5490	12600
48.35	49.35	1.00	L559772	0.10	4.10	649	189	42
49.35	50.75	1.40	L559773	0.05	2.60	287	69	53
50.75	51.75	1.00	L559774	0.06	11.50	446	92	122
51.75	52.75	1.00	L559775	0.29	14.80	1180	103	116
52.75	53.95	1.20	L559776	0.73	189.00	31300	164	912

Project: THORN2011 **Hole Number:** THN11-44

From	To	Rocktype	& Description
« 48.90- 49.00 fault 45.00%»			
MAJOR VEINS			
< @ 48.93 V 85.00º 17.00cm >			
< @ 53.30 V 37.00º 25.00cm >			
< @ 53.75 V 42.00º 20.00cm >			
53.95	66.98	uKPO2	
THORN STOCK - Light grey, coarse grained, feldspar - quartz - biotite porphyry. No high sulfidation sulfosalt veins; trace fine enargite and galena disseminations. One galena and sphalerite vein @ 62.94- 62.98m. Moderate sericite alteration. Sharp lower contact @ 80 degrees TCA with high sulfidation vein.			
ALTERATION			
« ser 2.00*»			
MINERALIZATION			
« pyr 1.00%»			
« enr 0.10%»			
« 53.95- 62.94 ga 0.10%»			
« 62.94- 62.98 ga 25.00%»			
« 62.94- 62.98 spl 2.00%»			
« 62.98- 66.98 ga 0.20%»			
« 62.98- 66.98 spl 0.10%»			
66.98	67.23	High Sulfidation Vein	
HIGH SULFIDATION VEIN - Massive pyrite and tetrahedrite vein. Composed of 70% pyrite, 20% tetrahedrite, 5% quartz and 5% carbonate. Tetrahedrite forms as veining within massive pyrite, locally dendritic in texture. Tetrahedrite crystals form as indistinguishable crystal masses. Sharp lower contact with Thorn Stock @ 45 degrees TCA.			

From	To	Width	Sample	Au ppm	Ag ppm	Cu ppm	Pb ppm	Zn ppm
53.95	55.95	2.00	L559777	0.06	7.10	134	1740	2640
55.95	57.95	2.00	L559778	0.02	2.00	78	129	207
57.95	59.95	2.00	L559779	0.05	2.20	33	456	990
59.95	61.95	2.00	L559780	0.09	3.40	50	1005	2840
61.95	62.94	0.99	L559781	0.12	4.40	47	3260	5830
62.94	63.94	1.00	L559782	0.07	4.10	31	4270	6840
63.94	65.94	2.00	L559783	0.05	6.80	89	5130	8160
65.94	66.98	1.04	L559784	0.10	33.50	3960	1080	6440
66.98	67.23	0.25	L559785	0.55	158.00	33800	252	1475

Project: THORN2011 **Hole Number:** THN11-44

From	To	Rocktype	& Description
			MINERALIZATION « pyr 70.00%» « tet 20.00%» VEINS < @ 66.98 V 70.00º 25.00cm > (Estimated at 70 degrees however contacts are 80 and 45)
67.23	77.94	uKPO2	THORN STOCK - Light to medium grey, coarse grained, feldspar - quartz - biotite porphyry. One minor sulfide stringers with trace to 1% sulfosalts and 1% sphalerite and galena @ 69.10. Weak sericite alteration. 1% fine euhedral pyrite disseminations. Feldspar are locally altered to clay and have been washed away by drilling. Sharp lower contact with mafic dyke @ 22 degrees TCA. ALTERATION « ser 1.00*» MINERAIZATION « pyr 1.00%» « 69.10- 69.11 tet 1.00%» « 69.10- 69.11 spl 1.00%» « 69.10- 69.11 ga 1.00%»
77.94	79.94	KTIN2	BASALT DYKE - Dark green, fine grained, feldspar-phyric basalt dyke with sharp chilled contacts. Trace pyrite. Massive and featureless. Sharp lower contact @ 46 degrees TCA. MINERALIZATION



From	To	Width	Sample	Au ppm	Ag ppm	Cu ppm	Pb ppm	Zn ppm
67.23	69.00	1.77	L559786	0.03	12.20	287	190	1135
69.00	69.50	0.50	L559787	0.06	20.70	324	5890	18100
69.50	71.50	2.00	L559791	0.07	2.10	28	644	1170
71.50	73.50	2.00	L559792	0.02	2.40	42	558	729
73.50	75.50	2.00	L559793	0.02	4.40	65	393	512
75.50	77.00	1.50	L559794	0.02	6.00	125	1195	2740
77.00	77.94	0.94	L559795	0.07	4.00	54	1490	3370
77.94	79.94	2.00	L559796	-0.01	0.70	55	52	407

Project: THORN2011 **Hole Number:** THN11-44

From	To	Rocktype	& Description
			« pyr 0.50%»
79.94	89.65	uKPO2	THORN STOCK - Light grey, coarse grained, feldspar - quartz - biotite porphyry with 1% fine euhedral pyrite dissminations. Cut by one mafic dyke equivalent to previous unit. Localized zone of weak brecciation with 1% galena disseminations (concentrated along fractures) and trace enargite disseminations. Sericite alteration becomes slightly stronger in this zone. Sharp lower contact with mafic dyke @ 23 degrees TCA. ALTERATION « 79.94- 83.60 ser 1.00*» « 84.18- 87.50 ser 1.00*» « 87.50- 89.65 ser 2.00*» MINERALIZATION « pyr 1.00%» « 87.50- 89.65 ga 1.00%» « 87.50- 89.65 enr 0.20%» MAFIC DYKE « 83.60- 87.18 KTIN2 »
89.65	95.00	KTIN2	BASALT DYKE - Dark green, fine grained, feldspar-phyric basalt dyke with sharp chilled contacts. Trace pyrite. Thorn stock interval from 91.61 to 92.38 with very shallow contacts. Steep angles of all contacts suggest drilling is parallel to contact between dyke and Thorn Stock; This is one dyke, not two seperated by porphyry. Sharp lower contact @ 46 degrees TCA. MINERALIZATION « pyr 0.50%»



From	To	Width	Sample	Au ppm	Ag ppm	Cu ppm	Pb ppm	Zn ppm
79.94	81.60	1.66	L559797	0.01	0.50	11	163	167
81.60	83.60	2.00	L559798	0.12	0.70	14	73	124
83.60	84.18	0.58	L559799	-0.01	0.20	29	15	199
84.18	86.18	2.00	L559800	0.01	0.20	12	60	85
86.18	87.50	1.32	L559801	0.03	0.70	9	240	462
87.50	88.50	1.00	L559802	0.04	1.90	30	544	1980
88.50	89.65	1.15	L559805	0.02	0.80	14	487	376
89.65	91.61	1.96	L559806	-0.01	-0.20	33	9	315
91.61	92.38	0.77	L559807	0.02	0.60	11	211	122
92.38	93.38	1.00	L559808	0.01	0.40	26	63	211
93.38	95.00	1.62	L559809	0.01	-0.20	30	48	260

Project: THORN2011 **Hole Number:** THN11-44

From	To	Rocktype	& Description
			THORN STOCK INTERVAL
			« 89.65- 95.00 uKPO2 »
95.00	132.10	uKPO2	
			THORN STOCK - Light grey, coarse grained, feldspar - quartz - biotite - porphyry with localized zones of enargite disseminations, and rare sulfide stringers with galena and sphalerite mineralization. Moderate sericite alteration. 1% fine euhedral pyrite disseminations. No high sulfidation sulfosalt bearing veins. Lower contact is signified by the presence of enargite disseminations in underlying unit.
			ALTERATION
			« 95.00- 102.00 ser 1.00*»
			« 102.00- 106.00 ser 3.00*»
			« 106.00- 132.10 ser 1.00*»
			MINERALIZATION
			« 95.00- 132.10 pyr 1.00%»
			« 105.00- 107.00 enr 0.50%»
			« 106.86- 106.87 ga 1.00%»
			« 106.86- 106.87 spl 1.00%»
			« 121.00- 123.10 enr 0.50%»
			« 130.50- 132.10 ga 1.00%»
			« 130.50- 132.10 spl 1.00%»

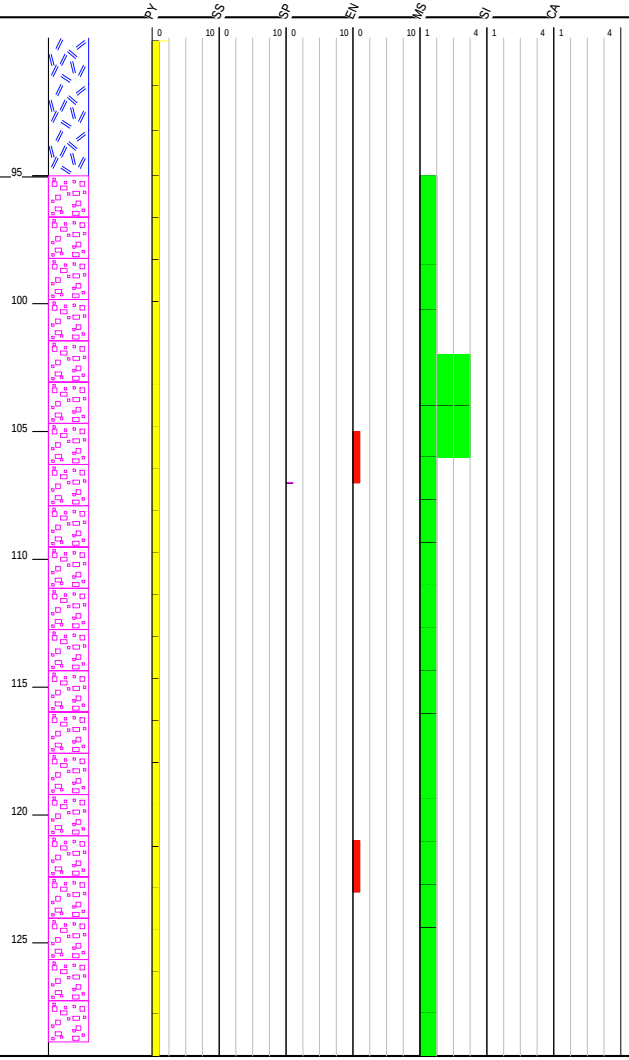

From	To	Width	Sample	Au ppm	Ag ppm	Cu ppm	Pb ppm	Zn ppm
95.00	97.00	2.00	L559810	0.02	1.10	12	556	1170
97.00	99.00	2.00	L559811	0.01	0.70	11	130	211
99.00	101.00	2.00	L559812	0.09	2.20	26	416	1265
101.00	102.00	1.00	L559813	0.03	2.40	27	129	747
102.00	103.00	1.00	L559814	0.03	2.70	32	182	350
103.00	104.00	1.00	L559815	0.02	1.30	19	46	228
104.00	105.00	1.00	L559816	0.02	1.80	91	21	118
105.00	106.00	1.00	L559817	0.02	3.60	133	96	296
106.00	107.00	1.00	L559818	0.04	4.00	50	2180	3000
107.00	108.00	1.00	L559819	0.03	3.70	90	1400	2150
108.00	110.00	2.00	L559820	0.01	0.70	9	116	67
110.00	112.00	2.00	L559821	0.02	1.00	13	206	197
112.00	114.00	2.00	L559822	0.02	0.40	14	58	135
114.00	116.00	2.00	L559823	0.02	1.30	23	778	1495
116.00	118.00	2.00	L559827	0.02	0.70	32	88	224
118.00	120.00	2.00	L559828	0.01	1.90	32	1110	1570
120.00	121.00	1.00	L559829	0.01	3.40	65	286	543
121.00	122.00	1.00	L559830	0.02	1.70	13	113	430
122.00	123.10	1.10	L559831	0.01	1.90	20	153	1470
123.10	124.00	0.90	L559832	0.04	3.90	35	3040	3740
124.00	126.00	2.00	L559833	0.03	1.80	20	894	564
126.00	128.00	2.00	L559834	0.03	2.30	12	483	766
128.00	129.00	1.00	L559835	0.02	1.00	11	407	747
129.00	130.50	1.50	L559836	0.01	0.60	9	247	453
130.50	131.50	1.00	L559837	0.07	5.20	38	3090	7560
131.50	132.10	0.60	L559838	0.07	6.70	77	3960	8080

Project: THORN2011 **Hole Number:** THN11-44

From	To	Rocktype	& Description
132.10	141.41	uKPO2	THORN STOCK - Light grey, coarse grained, moderately to strongly sericite altered, feldspar - quartz - biotite porphyry. Trace to locally 1% fine enargite disseminations, and occassionally localized along fractures / quartz stringer veinlets. 1 % fine euhedral pyrite disseminations and stringers associated with quartz veinlets. Fault gouged. Sharp lower contact with mafic dyke @ 14 degrees TCA. ALTERATION « 132.10- 137.00 ser 2.00*» « 137.00- 141.41 ser 3.00*» MINERALIZATION « enr 0.50%» « pyr 1.00%» FAULTS < @ 137.32 flg 70° 300mm >
141.41	148.25	KTIN2	BASALT DYKE - Dark green, fine grained, feldspar-phyric basalt dyke with sharp chilled contacts. Trace pyrite. Thorn stock interval from 143.74 to 144.74 with very shallow contacts. As above, steep angles of all contacts suggest drilling is parallel to contact between dyke and Thorn Stock; This is one dyke, not two seperated by porphyry. Sharp lower contact @ 13 degrees TCA. MINERALIZATION « pyr 0.50%»
148.25	178.55	uKPO2	THORN STOCK - Light grey, coarse grained, feldspar - quartz - biotite - porphyry with localized zones of enargite disseminations, and rare pyrite stringers. Moderate sericite alteration. 1% fine euhedral pyrite



From	To	Width	Sample	Au ppm	Ag ppm	Cu ppm	Pb ppm	Zn ppm
132.10	133.10	1.00	L559839	0.07	3.90	36	1625	2340
133.10	134.10	1.00	L559840	0.03	9.60	136	2880	4490
134.10	135.10	1.00	L559841	0.03	10.20	153	3860	6200
135.10	136.10	1.00	L559842	0.03	6.50	68	5300	8240
136.10	137.00	0.90	L559843	0.03	7.20	99	3400	4490
137.00	138.00	1.00	L559844	0.05	9.10	140	1360	3840
138.00	139.00	1.00	L559845	0.03	5.90	121	485	2250
139.00	140.10	1.10	L559848	0.03	2.90	28	2260	3130
140.10	141.41	1.31	L559849	0.08	2.70	21	1530	3490
141.41	143.74	2.33	L559850	0.02	0.80	27	165	359
143.74	144.74	1.00	L559851	0.04	0.80	13	458	899
144.74	146.74	2.00	L559852	-0.01	0.30	31	10	169
146.74	148.25	1.51	L559853	-0.01	0.40	30	10	112
148.25	150.25	2.00	L559854	-0.01	0.30	7	35	42
150.25	152.25	2.00	L559855	0.01	0.30	10	128	180
152.25	154.25	2.00	L559856	-0.01	0.50	11	134	175
154.25	156.25	2.00	L559857	-0.01	0.50	12	242	467

Project: THORN2011 **Hole Number:** THN11-44

From	To	Rocktype & Description
		disseminations. No high sulfidation sulfosalt bearing veins. Cross cut by mafic dykes. Sharp lower contact with mafic dyke @ 12 degrees TCA.
		ALTERATION
		« ser 2.00*»
		MINERALIZATION
		« pyr 1.00%»
		« 157.45- 165.60 enr 0.25%»
		« 161.79- 163.20 ga 0.50%»
		MAFIC DYKES
		« 174.30- 175.56 KTIN2 »
178.55	181.23	KTIN2
		BASALT DYKE - Dark green, fine grained, feldspar-phyric basalt dyke with sharp chilled contacts. Trace pyrite. 5% chaotic carbonate veining. Thorn stock interval from 179.04 to 179.57 with very shallow contacts. As above, steep angles of all contacts suggest drilling is parallel to contact between dyke and Thorn Stock; This is one dyke, not two seperated by porphyry. Sharp lower contact @ 15 degrees TCA.
		MINERALIZATION
		« pyr 0.50%»
181.23	198.38	uKPO2



From	To	Width	Sample	Au ppm	Ag ppm	Cu ppm	Pb ppm	Zn ppm
156.25	157.45	1.20	L559858	0.01	1.40	13	423	1120
157.45	158.45	1.00	L559859	0.01	1.90	16	446	599
158.45	159.45	1.00	L559860	0.01	1.40	28	345	1355
159.45	160.45	1.00	L559861	-0.01	2.10	39	746	1665
160.45	161.79	1.34	L559862	0.01	5.40	77	1790	4100
161.79	163.20	1.41	L559863	0.01	2.70	41	577	1150
163.20	164.20	1.00	L559864	0.01	3.80	50	1005	2120
164.20	165.60	1.40	L559865	-0.01	1.00	29	143	348
165.60	166.50	0.90	L559866	0.01	1.20	14	410	622
166.50	168.50	2.00	L559867	0.01	2.00	43	255	372
168.50	170.25	1.75	L559868	-0.01	1.50	19	402	621
170.25	172.25	2.00	L559869	0.01	2.00	41	386	655
172.25	174.30	2.05	L559870	0.01	1.30	14	296	729
174.30	175.56	1.26	L559871	-0.01	0.40	36	12	113
175.56	177.56	2.00	L559872	0.01	1.10	10	198	459
177.56	178.55	0.99	L559873	-0.01	0.80	6	114	193
178.55	180.05	1.50	L559877	-0.01	1.40	129	209	393
180.05	181.23	1.18	L559878	-0.01	1.40	41	169	378
181.23	182.23	1.00	L559879	0.01	2.30	35	660	1290

Project: THORN2011 **Hole Number:** THN11-44

From	To	Rocktype	& Description
			THORN STOCK - Light grey, coarse grained, feldspar - quartz - biotite - porphyry with sulfosalt and galena disseminations, increasing downhole, and rare sulfide stringers with galena and sphalerite, and rare sulfosalt bearing stringers. Moderate sericite alteration. 1% fine euhedral pyrite disseminations. Cross cut by mafic dykes. Sharp lower contact with mafic dyke @ 28 degrees TCA.
			ALTERATION
			« ser 3.00*»
			MINERALIZATION
			« pyr 1.00%»
			« enr 0.50%»
			« 185.50- 198.38 tet 0.50%»
			« 184.90- 198.38 ga 0.50%»
			« 184.90- 188.76 spl 0.50%»
			MAFIC DYKES
			« 192.50- 193.30 KTIN2 »
198.38	206.12	KTIN2	
			BASALT DYKE - Dark green, fine grained, feldspar-phyric basalt dyke with sharp chilled contacts. Trace pyrite and 3% chaotic carbonate veining. Sharp lower contact with Thorn Stock @ 17 degrees TCA.
			MINERALIZATION
			« pyr 0.50%»
206.12	219.15	uKPO2	
			THORN STOCK - Light grey, coarse grained, feldspar - quartz - biotite - porphyry with localized zones of enargite disseminations, and rare pyrite stringers. Moderate sericite alteration. 1% fine euhedral pyrite



From	To	Width	Sample	Au ppm	Ag ppm	Cu ppm	Pb ppm	Zn ppm
182.23	183.23	1.00	L559880	0.02	1.70	15	386	367
183.23	184.23	1.00	L559881	0.01	3.20	49	1220	1950
184.23	184.91	0.68	L559882	0.01	1.40	10	260	288
184.91	185.91	1.00	L559883	0.06	2.20	13	203	412
185.91	186.91	1.00	L559884	0.02	10.90	214	1880	3800
186.91	187.91	1.00	L559885	0.01	6.30	97	1440	2120
187.91	188.76	0.85	L559886	0.01	15.30	233	1020	2390
188.76	189.76	1.00	L559887	0.01	8.40	117	694	840
189.76	190.80	1.04	L559888	0.01	4.30	51	1130	2830
190.80	191.80	1.00	L559889	0.01	2.80	26	482	537
191.80	192.50	0.70	L559890	0.01	2.50	31	316	1010
192.50	193.30	0.80	L559891	-0.01	0.30	32	17	163
193.30	194.30	1.00	L559892	-0.01	3.20	71	1135	1930
194.30	195.30	1.00	L559893	-0.01	1.70	24	852	1350
195.30	196.30	1.00	L559894	-0.01	2.70	38	2130	4100
196.30	197.30	1.00	L559895	-0.01	2.30	25	1015	1610
197.30	198.38	1.08	L559898	0.01	1.70	32	648	1110
198.38	200.23	1.85	L559899	0.01	-0.20	42	23	126
200.23	202.23	2.00	L559900	0.02	0.20	41	28	119
202.23	204.23	2.00	L559901	0.01	-0.20	35	13	104
204.23	206.12	1.89	L559902	-0.01	-0.20	34	10	113
206.12	208.12	2.00	L559903	0.01	0.70	12	107	154
208.12	209.40	1.28	L559904	0.01	0.40	8	101	126
209.40	209.95	0.55	L559905	0.01	2.30	70	737	4300
209.95	211.95	2.00	L559906	-0.01	0.60	10	289	636

Project: THORN2011 **Hole Number:** THN11-44

From	To	Rocktype & Description
		disseminations. No high sulfidation sulfosalt bearing veins. Cross cut by mafic dykes. Sharp lower contact with mafic dyke @ 24 degrees TCA.
		ALTERATION
		« ser 2.00*»
		MINERALIZATION
		« pyr 1.00%»
		« 209.40- 209.95 enr 0.50%»
		MAFIC DYKES
		« 216.15- 217.20 KTIN2 »
219.15	235.57	KTIN2
		BASALT DYKE - Dark green, fine grained, feldspar-phyric basalt dyke with sharp chilled contacts. Trace pyrite and 3% chaotic carbonate veining. This is actually 2 dykes adjacent to each other. The contact between the dykes @ 229.6 shows that the overlying dyke has been chilled and is finer grained. The lower dyke has larger phenocrysts of feldspar and both contain rare calcite amygdals. Sharp lower contact with Thorn Stock @ 17 degrees TCA.
		MINERALIZATION
		« pyr 0.50%»
235.57	245.79	uKPO1
		THORN STOCK - Light grey, coarse grained, feldspar - quartz - biotite porphyry with trace to locally 1% sphalerite and trace galena in upper 30cm. Localized zones with trace enargite typically associated with rare quartz / carbonate stringers. 2% fine euhedral pyrite cubes. 20% euhdral 2-4mm quartz phenocrysts.



From	To	Width	Sample	Au ppm	Ag ppm	Cu ppm	Pb ppm	Zn ppm
211.95	213.95	2.00	L559907	-0.01	0.30	11	141	217
213.95	215.15	1.20	L559908	-0.01	0.50	10	262	316
215.15	216.15	1.00	L559909	-0.01	0.60	11	349	459
216.15	217.20	1.05	L559910	-0.01	0.30	35	27	155
217.20	219.15	1.95	L559911	-0.01	0.60	16	230	305
219.15	221.15	2.00	L559912	-0.01	0.30	32	13	109
221.15	222.27	1.12	L559913	-0.01	-0.20	29	11	97
222.27	224.21	1.94	L559914	-0.01	0.20	31	12	117
224.21	225.13	0.92	L559915	-0.01	1.00	22	371	845
225.13	227.13	2.00	L559916	-0.01	-0.20	32	10	115
227.13	229.60	2.47	L559920	-0.01	-0.20	29	15	105
229.60	231.60	2.00	L559921	-0.01	-0.20	34	24	146
231.60	233.60	2.00	L559922	-0.01	-0.20	31	15	118
233.60	235.57	1.97	L559923	-0.01	-0.20	29	15	113
235.57	237.57	2.00	L559924	-0.01	1.30	23	197	567
237.57	239.57	2.00	L559925	-0.01	1.80	16	394	1280
239.57	241.57	2.00	L559926	-0.01	0.60	12	247	290
241.57	243.57	2.00	L559927	0.02	0.50	10	161	221
243.57	245.79	2.22	L559928	-0.01	2.00	45	494	937

Project: THORN2011 **Hole Number:** THN11-44

From	To	Rocktype	& Description
			Moderate sericite alteration. Sharp lower contact with mafic dyke @ 50 degrees TCA.
			ALTERATION
			« ser 2.00*»
			MINERAIZATION
			« 235.57- 245.79 pyr 2.00%»
			« 235.57- 235.87 spl 1.00%»
			« 235.57- 235.87 ga 0.50%»
245.79	251.39	KTIN2	BASALT DYKE - Dark green, fine grained, feldspar-phyric basalt dyke with sharp chilled contacts. Trace pyrite and 1% chaotic carbonate veining. 15% 3-5mm feldspar lath-like phenocrysts. Sharp lower contact with Thorn Stock @ 30 degrees TCA.
			MINERALIZATION
			« pyr 0.20%»
251.39	252.72	uKPO2	THORN STOCK - Light grey, coarse grained, feldspar - quartz - biotite porphyry with 1% fine grained enargite disseminations locally concentrated along carbonate stringers. 2% fine pyrite disseminations. Lower 30cm is intensly mineralized with a garbage bag texture of blotchy sulfides including 5% galena, 3% sphalerite, 2% enargite, Trace chalcopyrite associated with galena and sphalerite, and 25% pyrite all in a quartz gangue. Sharp lower contact with mafic dyke @ 44 degrees TCA.
			ALTERATION
			« 251.39- 252.42 ser 2.00*»
			« 252.42- 252.72 sil 3.00*»
			MINERALIZATION



From	To	Width	Sample	Au ppm	Ag ppm	Cu ppm	Pb ppm	Zn ppm
245.79	247.79	2.00	L559929	-0.01	0.20	35	41	165
247.79	249.79	2.00	L559930	-0.01	-0.20	33	20	127
249.79	251.39	1.60	L559931	-0.01	-0.20	32	26	172
251.39	252.42	1.03	L559932	0.01	1.80	43	324	1270
252.42	252.72	0.30	L559933	0.41	34.10	1710	8820	33200

Project: THORN2011 **Hole Number:** THN11-44

From	To	Rocktype	& Description
« 251.39- 252.72 enr 2.00%»			
« 251.39- 252.42 pyr 2.00%»			
« 252.42- 252.72 ga 5.00%»			
« 252.42- 252.72 spl 3.00%»			
« 252.42- 252.72 cpy 0.50%»			
252.72	256.70	KTIN2	BASALT DYKE - Dark green, fine grained, feldspar-phyric basalt dyke with sharp chilled contacts. Trace pyrite and 1% chaotic carbonate veining. 15% 3-5mm feldspar lath-like phenocrysts. Sharp lower contact with Thorn Stock @ 45 degrees TCA. MINERALIZATION « pyr 0.50%»
256.70	259.07	uKPO2	THORN STOCK - Light grey, coarse grained, feldspar - quartz - biotite porphyry with 1% fine grained enargite disseminations locally concentrated along carbonate stringers. 2% fine pyrite disseminations. Trace sphalerite and galena disseminations. Sharp lower contact with mafic dyke @ 45 degrees TCA. ALTERATION « ser 1.00*» MINERALIZATION « enr 1.00%» « ga 0.25%» « spl 0.25%»
259.07	265.50	KTIN2	BASALT DYKE - Dark green, fine grained, feldspar-phyric basalt dyke with sharp chilled contacts. Trace pyrite and 1% chaotic carbonate veining. 15% 3-5mm feldspar lath-like phenocrysts. Sharp lower contact with Thorn Stock @ 45 degrees TCA.



From	To	Width	Sample	Au ppm	Ag ppm	Cu ppm	Pb ppm	Zn ppm
252.72	254.72	2.00	L559934	-0.01	-0.20	33	17	125
254.72	256.70	1.98	L559935	-0.01	-0.20	34	29	172
256.70	257.86	1.16	L559936	0.01	7.70	145	949	2790
257.86	259.07	1.21	L559937	-0.01	1.00	20	111	252
259.07	261.07	2.00	L559938	-0.01	-0.20	30	13	124
261.07	263.07	2.00	L559941	-0.01	-0.20	30	14	118
263.07	265.50	2.43	L559942	-0.01	0.30	31	11	120

Project: THORN2011 **Hole Number:** THN11-44

From	To	Rocktype	& Description
			MINERALIZATION
			« pyr 0.20%»
265.50	311.83	uKPO2	
			THORN STOCK - Light grey, coarse grained, feldspar - quartz - biotite porphyry with 2% fine grained enargite disseminations locally concentrated along carbonate stringers. Highest concentration of enargite disseminations seen in core yet to date during the 2011 drilling program. 2% fine pyrite disseminations. Trace sphalerite and galena in upper 5. Moderate sericite alteration. 20% pyrite veining from 307.03 to 307.41m. No associated increase in enargite. Cross cut by one mafic dyke.Gradational lower contact signified by diminished enargite disseminations.
			ALTERATION
			« ser 2.00*»
			MINERALIZATION
			« pyr 2.00%»
			« 265.50- 300.00 enr 2.00%»
			« 265.50- 270.50 ga 0.25%»
			« 265.50- 270.50 spl 0.25%»
			« 300.00- 311.83 enr 1.00%»
			MAFIC DYKES
			« 292.06- 293.45 KTIN2 »



From	To	Width	Sample	Au ppm	Ag ppm	Cu ppm	Pb ppm	Zn ppm
265.50	266.50	1.00	L559943	-0.01	1.50	86	56	257
266.50	267.50	1.00	L559944	-0.01	0.70	13	141	382
267.50	268.50	1.00	L559945	-0.01	1.80	41	177	384
268.50	269.50	1.00	L559946	-0.01	0.90	7	78	80
269.50	270.50	1.00	L559947	-0.01	1.20	14	128	141
270.50	271.50	1.00	L559948	-0.01	1.10	20	204	897
271.50	273.10	1.60	L559949	0.03	4.60	109	294	2700
273.10	274.10	1.00	L559950	-0.01	3.80	41	548	1370
274.10	275.10	1.00	L559951	-0.01	1.80	26	194	265
275.10	276.10	1.00	L559952	-0.01	2.50	19	404	710
276.10	277.10	1.00	L559953	-0.01	5.20	63	900	1890
277.10	278.10	1.00	L559954	-0.01	4.60	51	806	1200
278.10	279.10	1.00	L559955	-0.01	6.90	113	823	4000
279.10	280.10	1.00	L559956	-0.01	3.40	49	372	414
280.10	281.10	1.00	L559957	0.01	1.40	17	421	730
281.10	282.10	1.00	L559958	-0.01	1.30	33	140	228
282.10	283.10	1.00	L559959	0.01	1.80	111	180	168
283.10	284.10	1.00	L559963	-0.01	1.10	20	245	365
284.10	285.10	1.00	L559964	-0.01	1.00	21	185	148
285.10	286.10	1.00	L559965	-0.01	5.10	91	599	1490
286.10	287.10	1.00	L559966	-0.01	2.50	21	646	964
287.10	288.10	1.00	L559967	-0.01	1.80	17	535	1090
288.10	289.10	1.00	L559968	-0.01	1.50	17	688	1170
289.10	290.10	1.00	L559969	-0.01	1.80	20	628	1085
290.10	291.10	1.00	L559970	-0.01	1.50	30	286	864
291.10	292.06	0.96	L559971	-0.01	2.30	45	172	135
292.06	293.42	1.36	L559972	-0.01	0.40	51	30	209
293.42	294.44	1.02	L559973	-0.01	2.10	14	150	53
294.44	295.44	1.00	L559974	0.03	6.90	168	621	2400
295.44	296.44	1.00	L559975	-0.01	0.40	7	20	335
296.44	297.44	1.00	L559976	0.02	2.10	43	86	551
297.44	298.44	1.00	L559977	-0.01	3.10	31	238	485
298.44	299.44	1.00	L559978	-0.01	1.20	26	137	168
299.44	300.00	0.56	L559979	-0.01	0.90	13	151	156
300.00	301.00	1.00	L559980	-0.01	1.30	36	292	434

Project: THORN2011 **Hole Number:** THN11-44

From	To	Rocktype & Description
311.83	315.77	uKPO2

THORN STOCK - Light grey, coarse grained, feldspar - quartz - biotite porphyry with trace enargite disseminations decreasing downhole. Moderate sericite alteration. 2% fine pyrite disseminations. EOH

ALTERATION

« ser 2.00*»

MINERALIZATION

« pyr 2.00%»

« 311.83- 313.00 enr 0.25%»

From	To
315.77	315.77

EOH



From	To	Width	Sample	Au ppm	Ag ppm	Cu ppm	Pb ppm	Zn ppm
301.00	302.00	1.00	L559981	-0.01	2.00	25	320	220
302.00	303.00	1.00	L559984	-0.01	4.10	59	452	625
303.00	304.00	1.00	L559985	0.01	0.30	7	25	64
304.00	305.00	1.00	L559986	-0.01	0.20	8	20	98
305.00	306.00	1.00	L559987	-0.01	0.30	11	16	23
306.00	307.03	1.03	L559988	0.01	0.40	8	25	86
307.03	307.41	0.38	L559989	0.22	3.70	353	131	627
307.41	308.41	1.00	L559990	0.01	0.60	27	33	610
308.41	309.41	1.00	L559991	-0.01	0.70	8	47	76
309.41	310.41	1.00	L559992	-0.01	0.40	5	45	174
310.41	311.83	1.42	L559993	0.01	0.90	9	85	244
311.83	312.83	1.00	L559994	-0.01	1.30	19	116	185
312.83	313.83	1.00	L559995	-0.01	1.30	20	243	395
313.83	314.83	1.00	L559996	0.01	0.80	51	172	65
314.83	315.77	0.94	L559997	0.01	0.70	96	146	67

Drill Log Legend

Fj

Flg

Fr

Ft

High Sulfidation Vein

KTIN2

KTIN2

CASING

OVBD

Sz

V

Vbx

bed

cont

uKPO1

uKPO2

uKPO2

DRILL LOG

Project: Thorn	**Collar Elevation (m):** 587.0
Hole THN11-45	**Azimuth (º):** 172
Location: 6491721 m North, 627670 m East	**Dip (º):** -75.0
Logged by: R.Toole	**Length (m):** 201.17
Drilled by: Full Force	**Horizontal Projection:**
Assayed by: ALS Chemex	**Vertical Projection:**
Core Size: NQ2	**Objective** An under-cut of THN11-44 to test the extent and depth of the MP vein (visible at surface at Camp Creek), and a northwest-trending IP chargeability anomaly.
Date Started: 2011/07/03 **Date Completed:** 2011/07/04	
Dip Tests By: Reflex	

Summary Log:

0.00 - 17.65 m : Casing in overburden
17.65 - 201.17 m : Thorn Stock - pyrite-sulphosalt veining from 40.50 - 44.90 m and 64.30 - 81.60 m.
EOH

Downhole surveys:

Depth	Dip	Azimuth
0.00	-50.00	172.00
51.00	-74.50	169.70
101.00	-74.90	170.60
151.00	-75.00	171.90
201.00	-75.10	172.60

Project: THORN2011 **Hole Number:** THN11-45

From	To	Rocktype	& Description
0.00	17.65	OVBD	OVERBURDEN - Thorn stock and various volcanic boulders and unconsolidated sediments.
17.65	39.20	uKPO2	THORN STOCK - Light grey, coarse grained, feldspar - quartz - biotite porphyry. Rare 1-2 cm veins contain 1% sulfosalts with localized disseminations of sulfosalts proximal to veining. Rare veins also contain 2% sphalerite with trace galena (@ 28.50-28.53m). 1% fine pyrite disseminations and rare veining. Weak to moderate sericite alteration. Locally faulted. Lower contact signified by the addition of intense sulfosalt veining.

ALTERATION

« ser 1.00*»

MINERALIZATION

« 17.65- 39.20 pyr 1.00%»

« 20.65- 21.90 enr 1.00%»

« 21.90- 39.20 enr 0.25%»

« 28.50- 28.53 spl 3.00%»

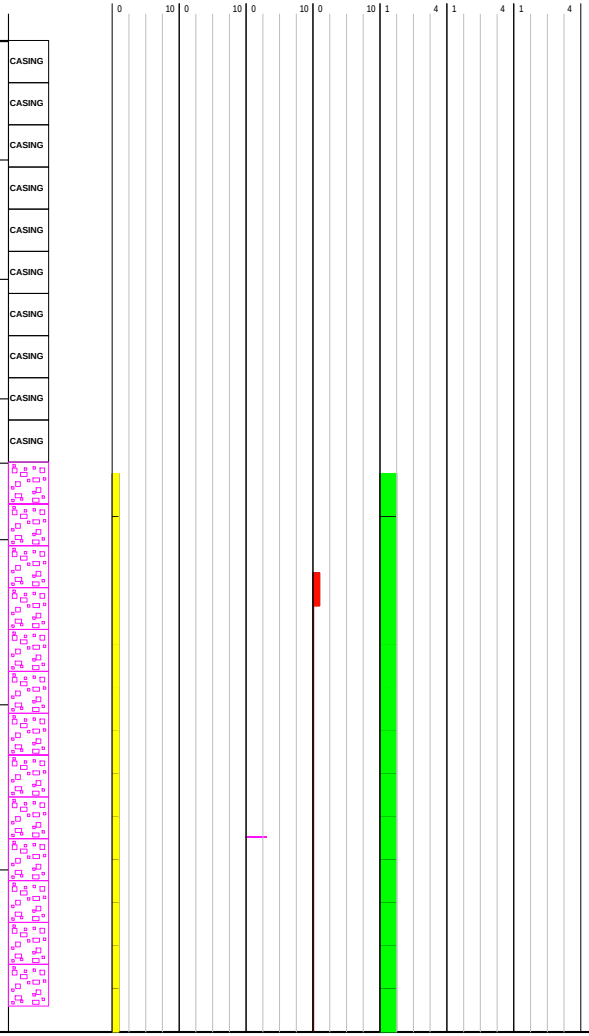

From	To	Width	Sample	Au ppm	Ag ppm	Cu ppm	Pb ppm	Zn ppm
17.65	18.65	1.00	L559998	0.03	10.00	34	9240	14100
18.65	19.65	1.00	L559999	0.11	6.50	43	6780	7710
19.65	20.65	1.00	L560000	0.13	12.40	50	1735	1670
20.65	21.90	1.25	L560001	0.12	9.30	840	636	928
21.90	22.90	1.00	L560002	0.02	5.80	595	126	2800
22.90	23.90	1.00	L560006	0.01	3.70	402	101	2940
23.90	24.90	1.00	L560007	0.01	3.60	293	188	345
24.90	25.90	1.00	L560008	0.02	3.40	268	126	329
25.90	26.90	1.00	L560009	0.02	1.50	44	107	114
26.90	27.90	1.00	L560010	0.02	3.20	265	112	256
27.90	28.90	1.00	L560011	0.02	15.90	239	427	7600
28.90	29.90	1.00	L560012	0.01	1.00	12	162	327
29.90	30.90	1.00	L560013	0.01	1.20	15	453	344
30.90	31.90	1.00	L560014	0.01	1.10	12	148	118
31.90	32.90	1.00	L560015	0.12	2.90	17	218	261
32.90	33.90	1.00	L560016	0.17	5.20	49	1050	4910
33.90	34.90	1.00	L560017	0.02	7.80	151	1560	5950
34.90	35.90	1.00	L560018	0.02	5.20	82	594	3310
35.90	36.90	1.00	L560019	0.03	6.20	127	294	4520
36.90	37.90	1.00	L560020	0.03	4.70	31	4560	6440
37.90	39.20	1.30	L560021	0.02	3.90	66	964	1725

Project: THORN2011 **Hole Number:** THN11-45

From	To	Rocktype & Description
« 28.50- 28.53 ga 0.50%»		
FAULTS		
« 23.40- 23.90 fault 55.00%»		
39.20	47.21	uKPO2

THORN STOCK - Light to medium grey, coarse grained, feldspar - quartz - (biotite) porphyry with numerous sulfide veins composed of dominantly pyrite with locally up to 20% sulfosalts (tetrahedrite, tennantite, and enargite) with occasional chalcopyrite. Sulfosalt disseminations are found concentrated with proximity to veining. No sphalerite or galena veins. Two significant mineralized veins greater than 40cm in width. See MAJOR VEINS below. Major veins are massive pyrite and sulfosalts, with sulfosalts forming in a dendritic texture and locally along vein boundaries. Weak to moderate sericite alteration. Lower contact signified by loss of veining.

ALTERATION

« ser 2.00*»

MINERALIZATION

« 39.20- 40.42 pyr 5.00%»
« 39.20- 40.42 tet 3.00%»
« 39.20- 40.42 enr 1.00%»

« 40.42- 40.87 pyr 70.00%»
« 40.42- 40.87 tet 18.00%»
« 40.42- 40.87 enr 2.00%»

« 40.87- 43.37 pyr 3.00%»
« 40.87- 43.37 tet 1.00%»
« 40.87- 43.37 enr 1.00%»

« 43.37- 44.11 pyr 70.00%»
« 43.37- 44.11 tet 18.00%»
« 43.37- 44.11 enr 2.00%»

« 44.11- 47.21 pyr 3.00%»

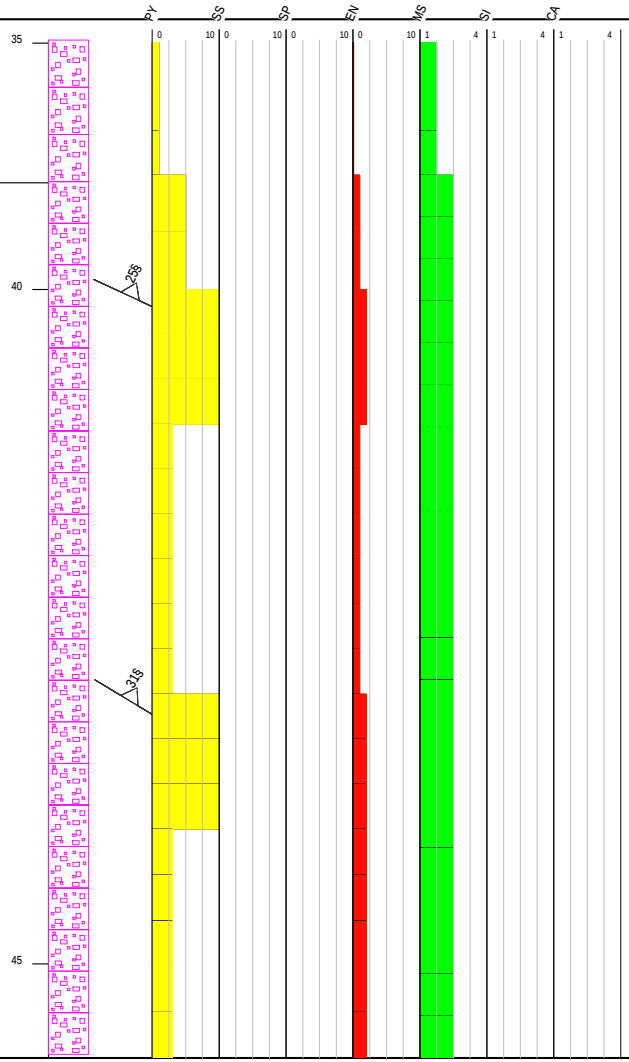

From	To	Width	Sample	Au ppm	Ag ppm	Cu ppm	Pb ppm	Zn ppm
39.20	40.42	1.22	L560022	0.08	4.10	220	105	67
40.42	40.87	0.45	L560023	1.41	343.00	66300	380	2300
40.87	41.87	1.00	L560024	0.04	2.40	211	79	34
41.87	43.37	1.50	L560027	0.03	2.60	170	81	32
43.37	44.11	0.74	L560028	1.22	384.00	41400	756	2310
44.11	45.11	1.00	L560029	0.10	6.80	108	1185	3300
45.11	46.11	1.00	L560030	0.04	4.90	142	2710	2560
46.11	47.21	1.10	L560031	0.06	14.60	160	4720	9560

Project: THORN2011 **Hole Number:** THN11-45

From	To	Rocktype & Description
		« 44.11- 47.21 enr 2.00%»
		« 44.11- 47.21 tet 0.50%»
		MAJOR VEINS
		< @ 40.42 V 25.00º 45.00cm >
		< @ 43.37 V 31.00º 74.00cm >
47.21	62.56	uKPO2
		THORN STOCK - Light grey, coarse grained, feldspar- quartz -biotite porphyry with no sulfide veins. Trace sulfosalt disseminations appear in lower 1.0m associated with increased sericite alteration (moderate). Lower contact signified by the addition of high sulfidation veins.
		ALTERATION
		« 47.21- 61.56 ser 1.00*»
		« 61.56- 62.56 ser 3.00*»
		MINERALIZATION
		« 61.56- 62.56 enr 1.00%»
62.56	81.60	uKPO2
		THORN STOCK - Light to medium grey, coarse grained, feldspar - quartz - (biotite) porphyry with numerous sulfide veins composed of dominantly pyrite with locally up to 15% sulfosalts (tetrahedrite). Sulfosalt disseminations are found concentrated with proximity to veining. Density of veins is approximately 2 veins / 1 meter and exhibit the same characteristics as ovelying high sulfidation veining. Veining is distrubuted homogeneously over unit. See MAJOR VEINS below. Moderate sericite alteration. Lower contact signified by loss of veining.
		ALTERATION
		« ser 3.00*»
		MINERALIZATION

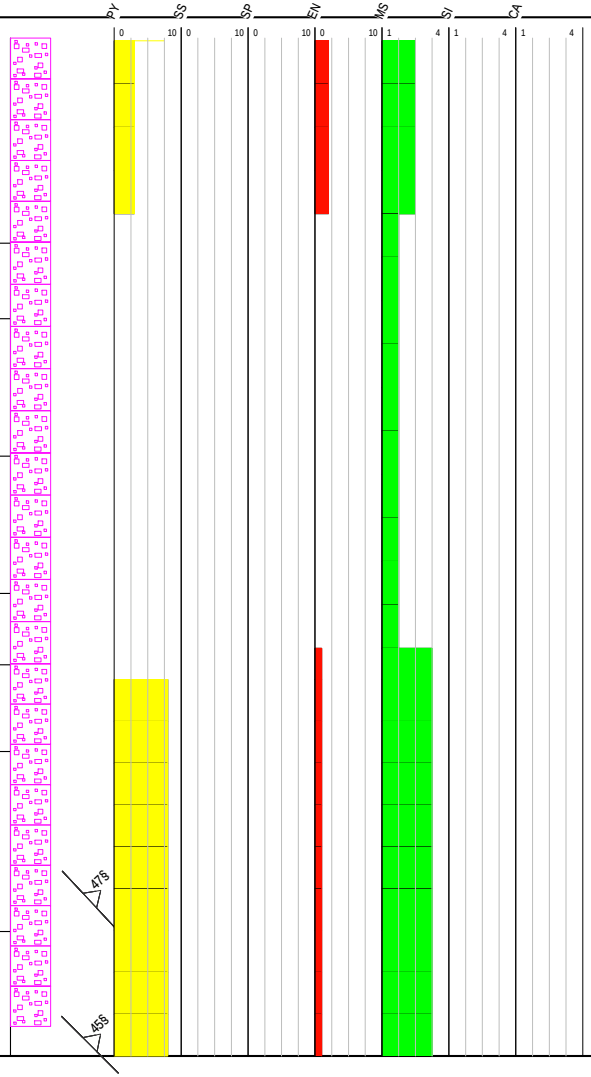

From	To	Width	Sample	Au ppm	Ag ppm	Cu ppm	Pb ppm	Zn ppm
47.21	49.36	2.15	L560032	0.02	2.80	38	1310	1795
49.36	51.36	2.00	L560033	0.02	3.30	59	292	433
51.36	53.36	2.00	L560034	0.01	1.00	18	148	277
53.36	55.36	2.00	L560035	0.03	1.60	19	204	514
55.36	57.36	2.00	L560036	0.10	14.20	140	2640	8050
57.36	59.36	2.00	L560037	0.05	2.60	31	874	1600
59.36	61.36	2.00	L560038	0.21	6.50	31	896	3290
61.36	62.56	1.20	L560039	0.08	10.20	146	358	559
62.56	63.56	1.00	L560040	0.10	22.10	1715	294	278
63.56	64.40	0.84	L560041	0.14	15.30	833	324	78
64.40	65.40	1.00	L560042	0.72	148.00	18300	224	1430
65.40	66.40	1.00	L560043	0.20	14.50	2410	228	170
66.40	67.40	1.00	L560044	0.10	2.50	108	166	18
67.40	68.80	1.40	L560045	0.27	18.20	3890	122	68
68.80	69.60	0.80	L560049	0.76	117.00	27100	168	167
69.60	70.85	1.25	L560050	0.11	14.50	884	120	89
70.85	71.85	1.00	L560051	0.28	26.40	3320	162	161
71.85	72.85	1.00	L560052	0.30	14.40	856	101	82
72.85	73.55	0.70	L560053	0.48	65.00	9670	80	251
73.55	74.55	1.00	L560054	0.04	4.00	184	57	28
74.55	75.55	1.00	L560055	0.12	11.10	909	113	75
75.55	76.55	1.00	L560056	0.45	22.90	2980	154	198
76.55	77.55	1.00	L560057	0.03	2.80	151	103	216

Project: THORN2011 **Hole Number:** THN11-45

From	To	Rocktype	& Description
			« pyr 8.00» « tet 4.00%» « enr 1.00%» MAJOR VEINS < @ 68.80 V 47.00º 28.00cm > < @ 73.40 V 45.00º 15.00cm >
81.60	126.91	uKPO2	THORN STOCK - Light grey, coarse grained, feldspar - quartz - porphyry. 0.5% enargite disseminations localized zones of up to 2% fine to medium grained enargite disseminations. Only one occurance of a sulfosalt bearing vein from 112.73-112.85m characterized by 70% pyrite, 15% tetrahedrite, and 15% quartz gangue. Enargite disseminations increase to 2% underlying vein. Locally feldspars have been altered to clay and are washed away by drilling. Localized zone of 5% pyrite veining and moderate hydrothermal alteration and brecciation with no associated sulfosalts. Lower contact signified by loss of sulfosalts (enargite) ALTERATION « 81.60- 115.82 ser 2.00*» « 115.82- 122.82 sil 3.00*» « 122.82- 126.91 ser 2.00*» MINERALIZATION « 81.60- 112.85 enr 0.50%» « 112.85- 114.85 enr 2.00%» « 114.85- 126.91 enr 0.50%» « 112.73- 112.85 tet 15.00%» « 114.85- 115.05 spl 1.00%»

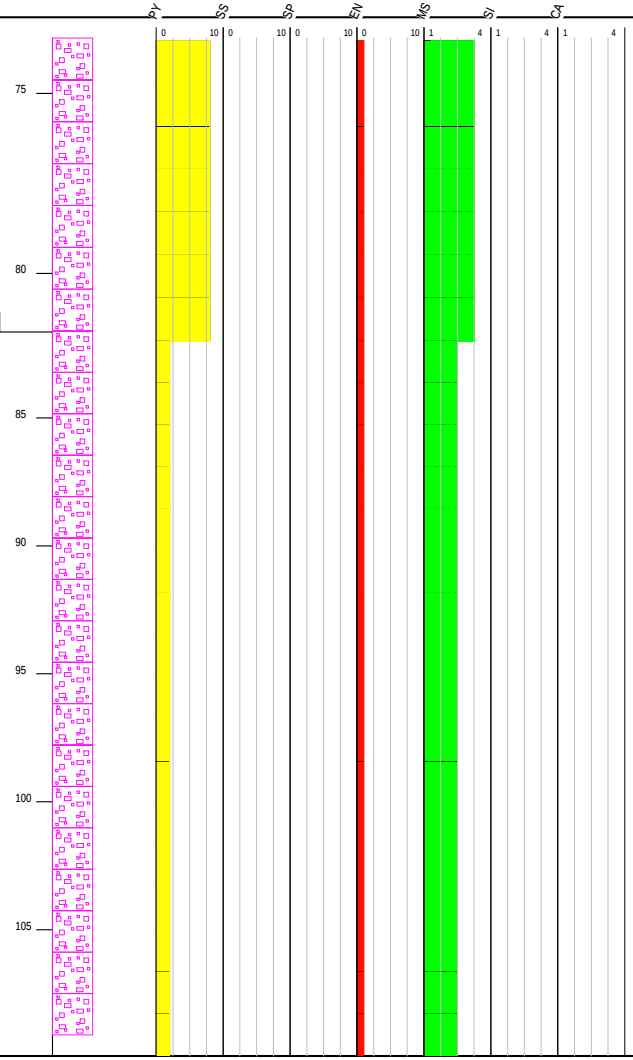

From	To	Width	Sample	Au ppm	Ag ppm	Cu ppm	Pb ppm	Zn ppm
77.55	79.00	1.45	L560058	0.01	1.10	24	410	374
79.00	80.00	1.00	L560059	0.03	2.90	36	186	402
80.00	81.00	1.00	L560060	0.31	5.30	175	123	210
81.00	81.60	0.60	L560061	0.32	23.10	3240	152	523
81.60	83.00	1.40	L560062	0.07	26.20	281	2510	5170
83.00	85.00	2.00	L560063	0.01	1.00	20	269	416
85.00	87.00	2.00	L560064	0.02	0.70	7	78	118
87.00	89.00	2.00	L560065	0.03	1.40	15	496	1460
89.00	91.00	2.00	L560066	0.02	1.50	18	626	1220
91.00	93.00	2.00	L560067	0.03	4.70	44	1195	1510
93.00	95.00	2.00	L560070	0.02	4.00	33	1260	2600
95.00	97.00	2.00	L560071	0.01	2.00	21	703	1600
97.00	99.00	2.00	L560072	0.02	1.00	15	190	362
99.00	101.00	2.00	L560073	0.02	1.00	13	200	316
101.00	103.00	2.00	L560074	0.06	2.20	29	740	1830
103.00	105.00	2.00	L560075	0.02	4.10	30	269	713
105.00	107.00	2.00	L560076	0.02	0.60	9	60	219
107.00	109.00	2.00	L560077	0.02	1.40	20	150	403
109.00	111.00	2.00	L560078	0.02	0.70	10	106	142
111.00	112.73	1.73	L560079	0.03	4.00	43	953	2310
112.73	113.20	0.47	L560080	0.98	181.00	9770	8500	7430
113.20	114.20	1.00	L560081	0.04	3.20	31	1705	3080
114.20	114.85	0.65	L560082	0.02	4.90	42	4070	5720
114.85	115.82	0.97	L560083	0.04	2.70	71	143	713
115.82	116.82	1.00	L560084	0.14	4.80	224	162	58
116.82	117.62	0.80	L560085	0.02	0.50	8	37	28
117.62	118.09	0.47	L560086	0.06	2.50	105	503	381
118.09	119.09	1.00	L560087	0.02	0.60	8	63	123
119.09	121.09	2.00	L560088	0.01	0.20	5	19	88
121.09	123.09	2.00	L560092	-0.01	0.40	2	9	132
123.09	125.09	2.00	L560093	0.01	2.20	86	114	309
125.09	126.91	1.82	L560094	0.02	0.90	21	80	321

Project: THORN2011 **Hole Number:** THN11-45

From	To	Rocktype	& Description
			« 81.60- 112.73 pyr 2.00%»
			« 112.73- 112.85 pyr 65.00%»
			« 112.85- 115.82 pyr 2.00%»
			« 115.82- 118.09 pyr 5.00%»
			« 118.09- 126.91 pyr 2.00%»
126.91	201.17	uKPO2	
			THORN STOCK - Light grey, coarse grained, feldspar - quartz - biotite porphyry with 2% fine euhedral pyrite disseminations and no visible sulfosalts. Localized biotite phenocrysts have been altered to chlorite. Feldspar phenocrysts have been altered to clay and have been washed away due to drilling and logging. EOH.
			ALTERATION
			« 126.91- 187.45 ser 2.00*»
			« 187.45- 195.07 ser 1.00*»
			« 195.07- 201.17 ser 2.00*»
			« 138.00- 142.00 chl 2.00*»
			« 187.45- 195.07 chl 1.00*»
			MINERALIZATION
			« 126.91- 201.17 pyr 2.00%»

From	To	Width	Sample	Au ppm	Ag ppm	Cu ppm	Pb ppm	Zn ppm
126.91	128.91	2.00	L560095	0.01	3.20	20	331	406
128.91	130.91	2.00	L560096	-0.01	2.20	30	291	184
130.91	132.91	2.00	L560097	0.01	0.80	18	211	422
132.91	134.91	2.00	L560098	0.02	0.40	18	73	153
134.91	136.91	2.00	L560099	0.01	0.90	29	138	128
136.91	138.00	1.09	L560100	-0.01	0.40	20	88	196
138.00	140.00	2.00	L560101	0.01	-0.20	13	88	98
140.00	142.00	2.00	L560102	-0.01	0.60	12	123	326
142.00	144.00	2.00	L560103	0.01	0.70	12	294	464
144.00	146.00	2.00	L560104	0.01	1.10	10	154	214
146.00	148.00	2.00	L560105	0.01	0.90	11	221	333
148.00	150.00	2.00	L560106	-0.01	-0.20	20	98	224
150.00	152.00	2.00	L560107	0.01	0.20	8	82	170
152.00	154.00	2.00	L560109	-0.01	-0.20	23	64	151
154.00	156.00	2.00	L560110	-0.01	-0.20	10	51	65
156.00	158.00	2.00	L560113	-0.01	0.30	31	199	304
158.00	160.00	2.00	L560114	-0.01	0.80	12	324	388
160.00	162.00	2.00	L560115	0.01	0.70	15	346	502
162.00	164.00	2.00	L560116	-0.01	1.10	13	374	530
164.00	166.00	2.00	L560117	-0.01	0.80	9	263	392
166.00	168.00	2.00	L560118	-0.01	0.90	8	169	188
168.00	170.00	2.00	L560119	-0.01	0.60	11	154	276
170.00	172.00	2.00	L560120	-0.01	1.10	12	241	393

Project: THORN2011 **Hole Number:** THN11-45

From	To	Rocktype & Description
« 195.37-	195.40	spl 0.50%» (Stringer)
« 195.37-	195.40	ga 0.50%» (Stringer)

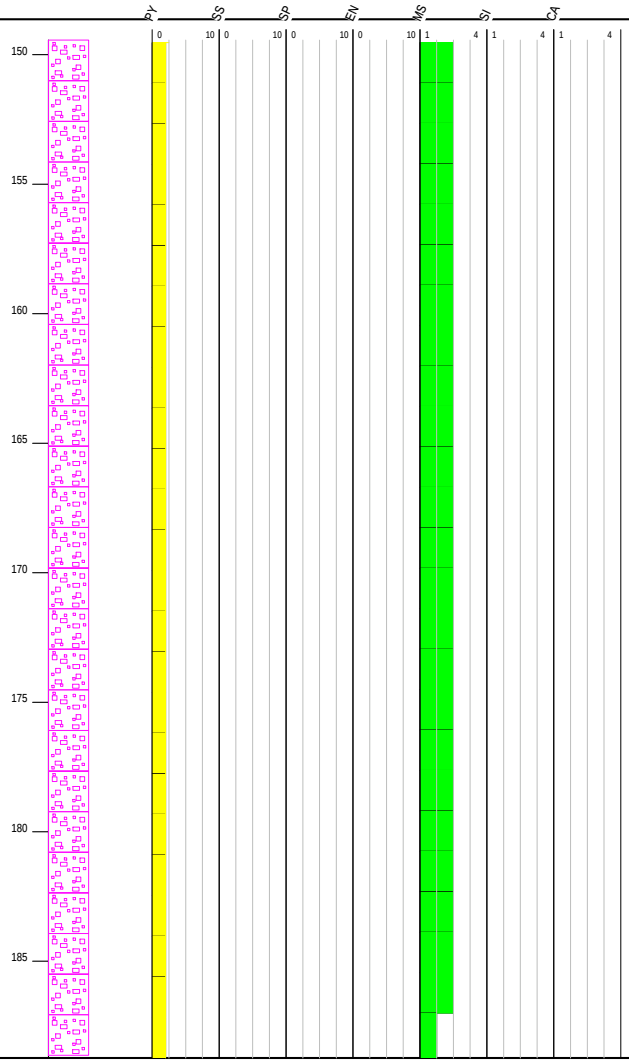

From	To	Width	Sample	Au ppm	Ag ppm	Cu ppm	Pb ppm	Zn ppm
172.00	174.00	2.00	L560121	-0.01	1.10	11	288	454
174.00	176.00	2.00	L560122	-0.01	0.60	11	177	187
176.00	178.00	2.00	L560123	-0.01	0.50	3	155	247
178.00	180.00	2.00	L560124	-0.01	1.00	8	185	255
180.00	182.00	2.00	L560125	-0.01	2.00	16	542	679
182.00	184.00	2.00	L560126	-0.01	0.40	11	170	297
184.00	186.00	2.00	L560127	-0.01	0.30	8	105	157
186.00	187.45	1.45	L560128	-0.01	0.70	13	320	703
187.45	189.45	2.00	L560129	-0.01	-0.20	8	84	208
189.45	191.45	2.00	L560130	-0.01	-0.20	16	76	115
191.45	193.45	2.00	L560131	-0.01	-0.20	11	35	74
193.45	195.07	1.62	L560135	-0.01	0.50	15	34	67
195.07	197.07	2.00	L560136	-0.01	1.00	22	358	954
197.07	199.07	2.00	L560137	-0.01	0.40	10	76	139
199.07	201.17	2.10	L560138	-0.01	-0.20	6	36	52

Project: THORN2011 **Hole Number:** THN11-45

From	To	Rocktype & Description
201.17	201.17	EOH



From	To	Width	Sample	Au ppm	Ag ppm	Cu ppm	Pb ppm	Zn ppm

Drill Log Legend

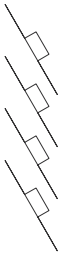

Fj

Flg

Fr

Ft

OVBD

Sz

V

Vbx

bed

cont

uKPO2

DRILL LOG

Project: Thorn	**Collar Elevation (m):** 742.5
Hole THN11-46	**Azimuth (º):** 100
Location: 6492184 m North, 628305 m East	**Dip (º):** -45.0
Logged by: R.Toole	**Length (m):** 356.01
Drilled by: Full Force	**Horizontal Projection:**
Assayed by: ALS Chemex	**Vertical Projection:**
Core Size: NQ2	**Objective** Test the northeast-trending VTEM conductors in the F Zone - Camp Creek corridor.
Date Started: 2011/07/05 **Date Completed:** 2011/07/07	
Dip Tests By: Reflex	

Summary Log:

0.00 - 4.57 m : Casing in overburden
4.57 - 170.58 m : Thorn Stock - high sulphidation quartz veins with pyrite-sulphosalt mineralization occur from 4.57 - 29.95m, 90.15 - 117.86 m, and 132.78 - 136.69 m
170.58 - 172.33 m : Basaltic dyke
172.33 - 188.72 m : Thorn Stock
188.72 - 190.83 m : Basaltic dyke
190.83 - 251.16 m : Thorn Stock
251.16 - 251.77 m : Basaltic dyke
251.7 - 322.18 m : Thorn Stock
322.18 - 324.79 m : Rhyolite dyke
324.79 - 331.13 m : Thorn Stock
331.13 - 335.59 m : Rhyolite dyke
335.59 - 352.96 m : Thorn Stock
EOH

Downhole surveys:

Depth	Dip	Azimuth
0.00	-45.00	100.00
6.00	-45.30	86.20
56.00	-45.40	87.90
106.00	-45.50	89.20
156.00	-45.60	90.90
206.00	-45.60	92.80
256.00	-45.90	95.10
306.00	-46.10	97.30
356.00	-46.30	98.30

Project: THORN2011 **Hole Number:** THN11-46

From	To	Rocktype	& Description
0.00	4.57	OVBD	

OVERBURDEN - No core

From	To	Rocktype	& Description
4.57	29.95	uKPO2	

THORN STOCK / HIGH SULFIDATION VEINS - Light grey, coarse grained, feldspar - quartz - biotite porphyry with 30% high sulfidation quartz veins typically less than 1cm in width. Veins are slightly chaotic but generally at high angles to core axis (60 degrees +) and contain 5% sulfosalt disseminations with 5% pyrite. Sulfosalts are dominantly tetrahedrite and tennantite with occasional enargite disseminations. 1-2% sulfosalt disseminations occur in the Thorn Stock surrounding veins and decrease with distance from veins. Veining decreases downhole to approximately 10% from 21.20 - 29.95m. Moderate sericite alteration with addition of chlorite alteration in bottom 1.5 meters. Core is blocky with oxide staining on fractures from weathering. Lower contact signified by the loss of high sulfidation veining and rare disseminations.

ALTERATION

« 4.57- 28.50 ser 2.00*»

« 28.50- 29.95 ser 1.00*»

« 28.50- 29.95 chl 2.00*»

MINERALIZATION

« 4.57- 21.20 tet 2.00%» (tennantite also)
« 4.57- 21.20 enr 1.00%»
« 4.57- 21.20 pyr 5.00%»

« 21.20- 29.95 tet 1.00%»
« 21.20- 29.95 enr 0.50%»
« 21.20- 29.95 pyr 3.00%»

FAULTS

« 13.00- 13.20 fault 65.00%»
< @ 26.82 flg 60° 60mm >

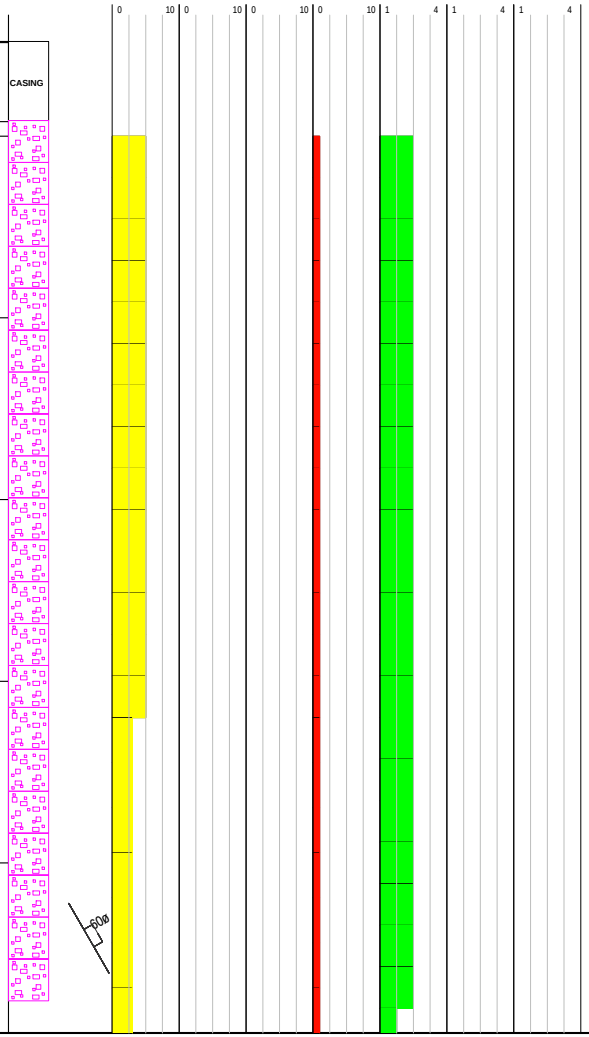

From	To	Width	Sample	Au ppm	Ag ppm	Cu ppm	Pb ppm	Zn ppm
4.57	5.49	0.92	L560139	0.55	15.80	374	299	502
5.49	7.00	1.51	L560140	0.70	34.70	928	653	1005
7.00	8.50	1.50	L560141	0.45	35.30	1285	1215	435
8.50	10.00	1.50	L560142	0.18	3.80	152	145	438
10.00	11.50	1.50	L560143	0.04	1.00	37	79	80
11.50	13.00	1.50	L560144	0.70	23.70	1225	165	229
13.00	14.50	1.50	L560145	0.06	3.20	124	88	412
14.50	16.00	1.50	L560146	0.11	4.10	173	111	197
16.00	17.50	1.50	L560147	0.16	12.20	659	147	1740
17.50	19.00	1.50	L560148	0.21	14.60	635	267	1340
19.00	20.50	1.50	L560149	0.10	7.40	214	166	127
20.50	21.20	0.70	L560150	0.66	28.70	1420	347	363
21.20	22.70	1.50	L560151	0.20	6.60	385	188	195
22.70	24.20	1.50	L560152	0.27	3.60	255	115	146
24.20	25.70	1.50	L560153	0.12	1.10	56	19	39
25.70	26.82	1.12	L560156	0.29	3.60	47	95	4820
26.82	28.50	1.68	L560157	0.10	1.70	10	387	518
28.50	29.95	1.45	L560158	-0.01	0.90	11	729	422

Project: THORN2011 **Hole Number:** THN11-46

From	To	Rocktype	& Description
29.95	90.15	uKPO2	

THORN STOCK - Light green, coarse grained, feldspar - quartz - biotite porphyry with moderate chlorite alteration and 2% fine euhedral pyrite disseminations. Very blocky down to 61 meters. 1 occurence of enargite occuring in late quartz stringer vein @ 73.0m (only one grain). Although very blocky, no evidence of faults. Massive and featureless. Lower contact signified by addition of sulfosalt bearing veins, local brecciation, and decreased chlorite alteration coupled with the addition of weak sericite alteration.

ALTERATION

« chl 3.00*»

MINERALIZATION

« pyr 2.00%»

« 73.00- 73.01 enr 0.10%»

From	To	Width	Sample	Au ppm	Ag ppm	Cu ppm	Pb ppm	Zn ppm
29.95	32.92	2.97	L560159	-0.01	0.30	9	28	153
32.92	35.97	3.05	L560160	-0.01	-0.20	16	19	152
35.97	39.01	3.04	L560161	-0.01	0.20	30	39	416
39.01	42.06	3.05	L560162	-0.01	-0.20	16	14	144
42.06	45.11	3.05	L560163	-0.01	0.20	7	17	87
45.11	48.16	3.05	L560164	-0.01	0.20	8	24	61
48.16	51.20	3.04	L560165	-0.01	-0.20	7	20	54
51.20	54.25	3.05	L560166	0.01	-0.20	20	13	59
54.25	57.30	3.05	L560167	0.01	0.20	13	31	117
57.30	60.35	3.05	L560168	0.01	0.30	16	31	263
60.35	63.40	3.05	L560169	-0.01	-0.20	7	8	60
63.40	65.90	2.50	L560170	-0.01	-0.20	11	12	70
65.90	68.40	2.50	L560171	-0.01	0.20	6	12	80
68.40	70.90	2.50	L560172	-0.01	-0.20	8	16	77
70.90	71.50	0.60	L560173	-0.01	0.30	8	18	42
71.50	74.00	2.50	L560174	-0.01	-0.20	9	25	66
74.00	76.50	2.50	L560178	-0.01	0.20	153	33	118
76.50	79.00	2.50	L560179	-0.01	0.20	15	16	64
79.00	81.50	2.50	L560180	-0.01	-0.20	15	13	61
81.50	84.00	2.50	L560181	-0.01	0.20	11	27	58
84.00	86.50	2.50	L560182	-0.01	0.20	9	19	48
86.50	89.00	2.50	L560183	-0.01	-0.20	12	15	45
89.00	90.15	1.15	L560184	-0.01	-0.20	16	16	62

Project: THORN2011 **Hole Number:** THN11-46

From	To	Rocktype	& Description
90.15	117.86	uKPO2	

THORN STOCK - HIGH SULFIDATION VEINS - Variably altered Thorn Stock with localized zones of moderate sericite alteration associated with 1-2cm sulfosalt (enargite) bearing quartz veins and local moderate chlorite alteration with lesser veining and disseminations. Unlike Talisker Zone, pyrite is not abundant in sulfidation veins. Enargite occurs as fine to medium disseminations with proximity to quartz veining / bleaching and sericite alteration. Rare veins are tetrahedrite rich, no visible occurances of tetrahedrite and enargite within same vein. Veins are at high angles (60 degrees +) to core axis, and are locally associated with faulting. Localized sphalerite disseminations. Lower contact signified by loss of veining and sulfosalt mineralization.

ALTERATION

« 90.15- 98.96 ser 2.00*»

« 98.96- 105.37 chl 2.00*»

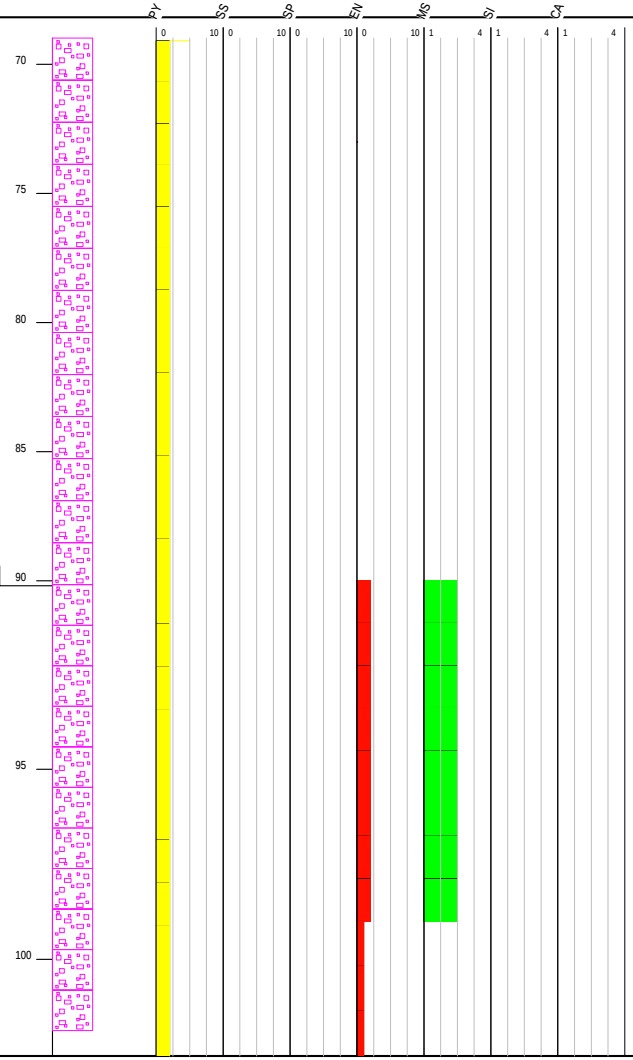

From	To	Width	Sample	Au ppm	Ag ppm	Cu ppm	Pb ppm	Zn ppm
90.15	91.15	1.00	L560185	0.01	-0.20	15	34	43
91.15	92.15	1.00	L560186	0.01	0.20	19	70	67
92.15	93.15	1.00	L560187	0.02	1.60	37	349	376
93.15	94.18	1.03	L560188	0.09	1.40	33	45	48
94.18	95.47	1.29	L560189	0.07	1.40	36	41	54
95.47	96.93	1.46	L560190	0.08	14.10	401	914	3210
96.93	97.93	1.00	L560191	0.05	8.00	132	2360	5480
97.93	98.96	1.03	L560192	0.03	6.20	126	657	1085
98.96	99.96	1.00	L560193	0.03	1.10	17	58	93
99.96	100.96	1.00	L560194	-0.01	0.20	15	26	79
100.96	101.96	1.00	L560195	-0.01	-0.20	13	22	47
101.96	102.96	1.00	L560196	-0.01	-0.20	19	14	31
102.96	103.96	1.00	L560199	0.01	0.30	53	18	72
103.96	105.37	1.41	L560200	0.01	0.40	40	20	58
105.37	106.37	1.00	L560201	0.01	0.20	11	20	37
106.37	107.37	1.00	L560202	0.05	3.30	39	1835	3280
107.37	108.21	0.84	L560203	0.17	7.80	58	4240	12000
108.21	109.21	1.00	L560204	0.22	4.60	52	2280	4370

Project: THORN2011 **Hole Number:** THN11-46

From	To	Rocktype	& Description
« 105.37- 117.86 ser 2.00*»			
MINERALIZATION			
« 90.15- 117.86 pyr 2.00%»			
« 90.15- 98.96 enr 2.00%»			
« 98.96- 105.37 enr 1.00%»			
« 105.37- 117.86 tet 1.00%»			
« 105.37- 117.86 enr 1.00%»			
« 108.21- 108.35 spl 2.00%»			
FAULTS			
« 94.18- 95.47 fault 15.00°»			
« 115.93- 116.03 fault 72.00°»			
117.86	132.78	uKPO2	
THORN STOCK - Light to medium green, coarse grained, feldspar - quartz - biotite porphyry with moderate to strong chlorite alteration and 1% fine euhedral pyrite disseminations. Rare late quartz stringers do not host any visible sulfides. Massive and featureless. Lower contact signified by decreased chlorite alteration, increased sericite alteration, and addition of enargite.			
ALTERATION			
« chl 3.00*»			
MINERALIZATION			
« pyr 1.00%»			
MAFIC DYKE			

From	To	Width	Sample	Au ppm	Ag ppm	Cu ppm	Pb ppm	Zn ppm
109.21	110.21	1.00	L560205	0.01	0.30	12	32	53
110.21	111.21	1.00	L560206	0.02	-0.20	14	17	51
111.21	112.21	1.00	L560207	0.01	-0.20	14	15	55
112.21	113.21	1.00	L560208	0.02	0.20	13	17	71
113.21	114.21	1.00	L560209	0.02	0.30	17	13	82
114.21	115.21	1.00	L560210	0.02	0.30	20	20	53
115.21	116.21	1.00	L560211	0.38	0.40	11	98	223
116.21	117.86	1.65	L560212	1.09	0.90	20	203	293
117.86	120.36	2.50	L560213	-0.01	-0.20	16	11	60
120.36	122.86	2.50	L560214	0.09	-0.20	14	16	70
122.86	125.36	2.50	L560215	0.02	-0.20	19	12	53
125.36	127.86	2.50	L560216	0.01	-0.20	19	17	68
127.86	129.50	1.64	L560217	-0.01	-0.20	19	17	77
129.50	132.00	2.50	L560221	-0.01	0.40	19	28	94
132.00	132.78	0.78	L560222	0.05	0.90	15	93	62

Project: THORN2011 **Hole Number:** THN11-46

From	To	Rocktype	& Description
			« 129.50- 129.70 KTIN2 »
132.78	136.69	uKPO2	THORN STOCK - HIGH SULFIDATION VEINS - Thorn stock with occasional high sulfidation veins with enargite mineralization; enargite also occurs as fine disseminations associated with veining. Veins are all less than 1 cm in width and locally contain 70% pyrite, with quartz and 2 to 3% enargite. No visible tetrahedrite. Weak to moderate sericite alteration and weak chlorite alteration. Lower contact signified by loss of veining and increased chlorite alteration. ALTERATION « ser 2.00*» « chl 1.00*» MINERALIZATION « pyr 3.00%» « enr 1.00%»
136.69	170.58	uKPO2	THORN STOCK - Light green to locally grey green, coarse grained, feldspar - quartz - biotite porphyry with locally strong chlorite alteration, to locally weak chlorite and sericite alteration. Trace enargite disseminations occasionally associated with rare quartz veins cutting at high angles and also local zones of increased sericite alteration. 1% fine euhedral pyrite disseminations. Weakly brecciated at lower contact with mafic dyke. Sharp lower contact with mafic dyke @ 68 degrees TCA. ALTERATION « 136.69- 153.00 chl 3.00*» « 153.00- 170.58 chl 1.00*»



From	To	Width	Sample	Au ppm	Ag ppm	Cu ppm	Pb ppm	Zn ppm
132.78	133.78	1.00	L560223	0.59	24.00	279	2080	3850
133.78	134.78	1.00	L560224	0.04	2.10	18	427	253
134.78	135.78	1.00	L560225	0.31	3.60	30	923	1690
135.78	136.69	0.91	L560226	0.04	0.50	14	33	57
136.69	139.19	2.50	L560227	0.02	0.40	14	29	116
139.19	141.69	2.50	L560228	0.01	0.20	17	12	61
141.69	144.19	2.50	L560229	-0.01	0.30	18	14	63
144.19	146.69	2.50	L560230	0.01	0.20	12	18	50
146.69	149.19	2.50	L560231	-0.01	0.30	16	9	54
149.19	151.69	2.50	L560232	-0.01	-0.20	18	21	47
151.69	153.00	1.31	L560233	-0.01	0.20	11	16	50
153.00	155.50	2.50	L560234	-0.01	0.20	10	23	57
155.50	158.00	2.50	L560235	-0.01	-0.20	12	12	45
158.00	160.50	2.50	L560236	-0.01	0.20	12	38	101
160.50	163.00	2.50	L560237	-0.01	0.20	13	15	54
163.00	165.50	2.50	L560238	-0.01	-0.20	12	13	56
165.50	168.00	2.50	L560239	-0.01	-0.20	10	15	60
168.00	170.58	2.58	L560242	-0.01	0.40	38	30	68

Project: THORN2011 **Hole Number:** THN11-46

From	To	Rocktype	& Description
			« 153.00- 170.58 ser 1.00*»
			MINERALIZATION
			« pyr 1.00%»
			« enr 0.10%»
170.58	172.33	KTIN2	BASALT DYKE - Medium green, fine grained, massive basalt dyke with 2% chaotic carbonate veining and trace fine euhedral pyrite cubes. Chilled contacts. 5% very fine grained feldspar phenocrysts. Sharp lower contact with Thorn Stock @ 70 degrees TCA.
			MINERALIZATION
			« pyr 0.50%»
172.33	188.72	uKPO2	THORN STOCK - Light greenish grey, coarse grained, feldspar - quartz - biotite porphyry with 1% enargite in upper 1 meter, decreasing to trace amounts with depth. Enargite is hosted within late high angle quartz veining and as disseminations in upper 1m, and as disseminations throughout unit. Moderate sericite alteration to weak chlorite alteration. 2% fine euhedral pyrite disseminations. Sharp lower contact with mafic dyke @ 50 degrees TCA.
			ALTERATION
			« ser 2.00*»



From	To	Width	Sample	Au ppm	Ag ppm	Cu ppm	Pb ppm	Zn ppm
170.58	172.33	1.75	L560243	-0.01	0.60	32	62	170
172.33	173.33	1.00	L560244	1.37	2.20	18	917	2700
173.33	175.83	2.50	L560245	0.06	0.70	26	86	176
175.83	178.33	2.50	L560246	0.03	0.40	19	19	52
178.33	180.83	2.50	L560247	0.39	0.90	24	252	903
180.83	183.33	2.50	L560248	0.16	0.20	18	18	42
183.33	185.83	2.50	L560249	-0.01	0.20	16	20	48
185.83	187.30	1.47	L560250	0.01	0.60	22	19	54
187.30	188.72	1.42	L560251	0.03	1.30	16	316	604

Project: THORN2011 **Hole Number:** THN11-46

From	To	Rocktype	& Description
			« chl 0.50*»
			MINERALIZATION
			« pyr 2.00%»
			« 172.33- 173.33 enr 1.00%»
			« 173.33- 188.72 enr 0.50%»
			FAULTS
			« 174.40- 174.50 fault 67.00°»
188.72	190.83	KTIN2	BASALT DYKE - Medium green, fine grained, massive basalt dyke with 2% chaotic carbonate veining and trace fine euhedral pyrite cubes. Chilled throughout due to smaller size. 5% very fine grained feldspar phenocrysts. Sharp irregular lower contact with Thorn Stock @ approximately 42 degrees TCA.
			MINERALIZATION
			« pyr 0.50%»
190.83	251.16	uKPO1	THORN STOCK - Light grey to green, medium to coarse grained, feldspar - quartz - biotite porphyry with trace enargite throughout, locally associated with late 1-2cm high angle quartz veins, and as dissemination. 2% fine euhedral pyrite grains. Local zone of increased silica alteration and quartz veining; however, no increase in mineralization, from 225.51- 228.91m. This zone looks to be hydrothermally brecciated (?) with silica alteration halos. Localized intervals of brecciated Thorn Stock with sharp contacts (dykes? breccia pipe dyke? xenolith of breccia?). Contacts between these brecciated zones and Thorn Stock are sharp with no evidence of chilling or baking. See below for intervals. Sharp lower contact with mafic dyke @ 63 degrees TCA.
			ALTERATION
			« 192.28- 209.26 ser 2.00*»
			« 209.26- 225.34 ser 1.00*»

From	To	Width	Sample	Au ppm	Ag ppm	Cu ppm	Pb ppm	Zn ppm
188.72	190.83	2.11	L560252	-0.01	0.30	29	28	69
190.83	192.28	1.45	L560253	0.02	0.50	17	42	130
192.28	192.88	0.60	L560254	-0.01	0.50	33	34	85
192.88	195.38	2.50	L560255	0.01	0.40	6	19	24
195.38	197.88	2.50	L560256	-0.01	0.30	6	18	49
197.88	200.38	2.50	L560257	-0.01	-0.20	6	27	173
200.38	201.46	1.08	L560258	-0.01	-0.20	7	29	89
201.46	203.21	1.75	L560259	-0.01	0.20	29	26	96
203.21	205.21	2.00	L560260	-0.01	-0.20	9	23	106
205.21	207.21	2.00	L560264	-0.01	-0.20	12	28	56
207.21	209.21	2.00	L560265	-0.01	0.20	25	32	81
209.21	211.21	2.00	L560266	0.01	0.50	26	54	221
211.21	213.21	2.00	L560267	0.01	1.00	29	206	266
213.21	215.21	2.00	L560268	0.03	1.00	21	427	538
215.21	217.21	2.00	L560269	0.02	0.90	29	32	71
217.21	219.21	2.00	L560270	0.02	0.50	21	53	124
219.21	221.21	2.00	L560271	0.02	0.60	18	119	145
221.21	223.21	2.00	L560272	-0.01	0.50	22	44	125

Project: THORN2011 **Hole Number:** THN11-46

From	To	Rocktype & Description
« 209.26-	225.34	chl 1.00*»
« 225.34-	228.91	ser 2.00*»
« 225.34-	228.91	sil 2.00*»
« 228.91-	251.16	ser 1.00*»
« 228.91-	251.16	chl 1.00*»
MINERALIZATION		
« pyr 2.00%»		
« enr 0.25%»		
MAFIC DYKES		
« 192.28-	192.88	KTIN2 »
« 201.46-	203.21	KTIN2 »
BRECCIA INTERVALS		
« 208.10-	208.35	Breccia »
« 232.88-	233.54	Breccia »

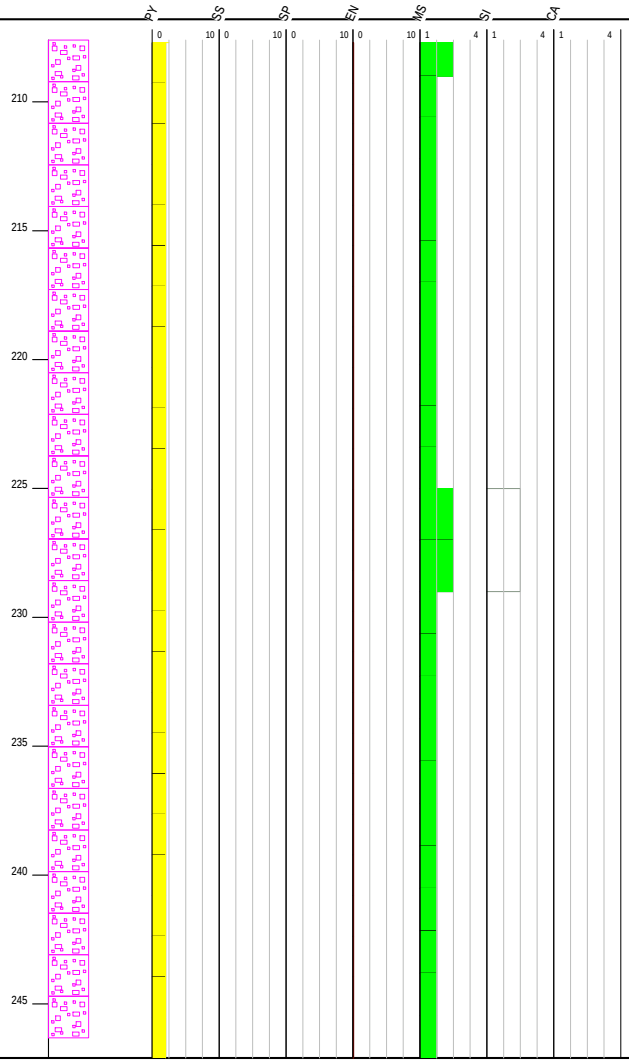

From	To	Width	Sample	Au ppm	Ag ppm	Cu ppm	Pb ppm	Zn ppm
223.21	225.34	2.13	L560273	-0.01	-0.20	28	17	39
225.34	226.34	1.00	L560274	-0.01	0.40	12	55	95
226.34	227.34	1.00	L560275	-0.01	0.40	22	51	279
227.34	228.34	1.00	L560276	-0.01	0.40	23	26	43
228.34	228.91	0.57	L560277	-0.01	0.30	12	33	52
228.91	230.91	2.00	L560278	-0.01	0.20	10	22	31
230.91	232.88	1.97	L560279	-0.01	-0.20	17	16	38
232.88	233.54	0.66	L560280	-0.01	0.30	41	18	45
233.54	235.54	2.00	L560281	-0.01	-0.20	14	16	23
235.54	237.54	2.00	L560282	-0.01	0.20	11	15	27
237.54	239.54	2.00	L560285	-0.01	0.20	15	13	38
239.54	241.54	2.00	L560286	-0.01	0.20	10	11	28
241.54	243.54	2.00	L560287	-0.01	0.20	12	13	23
243.54	245.54	2.00	L560288	-0.01	-0.20	15	15	25
245.54	247.54	2.00	L560289	-0.01	0.20	22	14	26
247.54	249.54	2.00	L560290	-0.01	0.20	13	18	28
249.54	251.16	1.62	L560291	0.02	0.40	18	85	58

Project: THORN2011 **Hole Number:** THN11-46

From	To	Rocktype	& Description
251.16	251.77	KTIN2	BASALT DYKE - Medium green, fine grained, massive basalt dyke with 2% chaotic carbonate veining, 5% calcite amygdals, and trace fine euhedral pyrite cubes. Chilled contacts. 2% very fine grained hornblende phenocrysts. Sharp lower contact with Thorn Stock @ 40 degrees TCA. MINERALIZATION « pyr 0.50%»
251.77	278.80	uKPO2	THORN STOCK - Light grey, medium to coarse grained, feldspar - quartz - biotite porphyry with 3% 1-2cm high angle quartz veins with 1-2% sulfosalts (tetrahedrite, enargite). Tetrahedrite occurs only in veins where as enargite occurs as disseminations throughout unit, increasing with proximity to veins. This unit is weakly brecciated but is not the Oban Breccia. No rock flower or mineralization surrounding clasts. Clasts are Thorn Stock. No visible relationship between veining and brecciation. Mineralization increases from 264.86- 268.91 with the addition of sphalerite and galena forming in veins and as disseminations. Lower contact signified by the loss of veining. ALTERATION « ser 1.00*» « sil 1.00*» MINERALIZATION « pyr 2.00%» « 251.77- 268.91 tet 0.50%» « 251.77- 264.86 enr 1.00%»

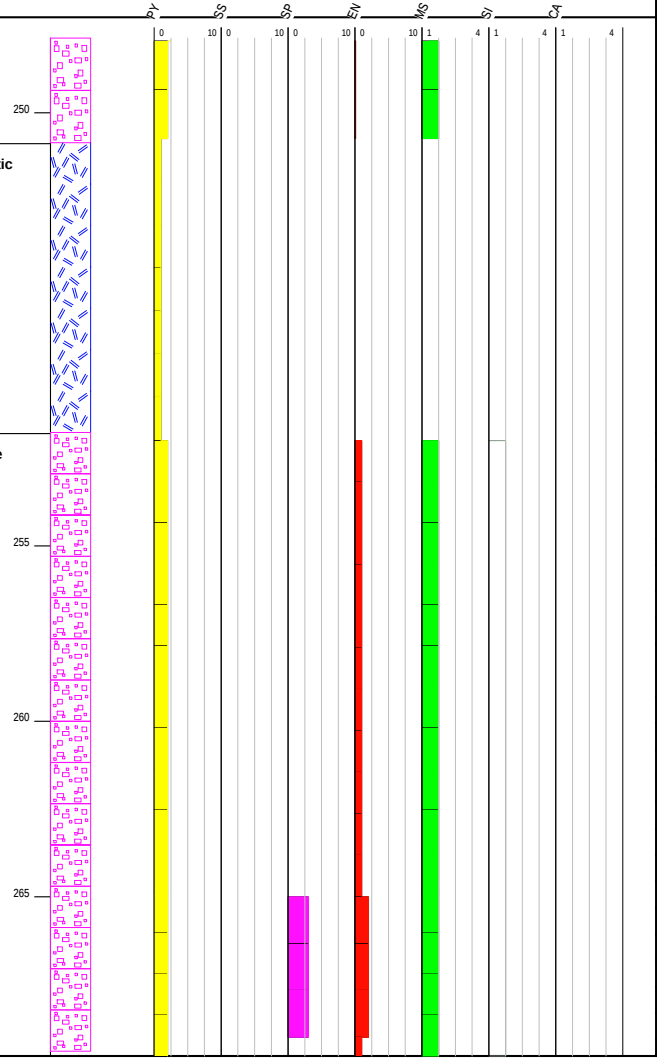

From	To	Width	Sample	Au ppm	Ag ppm	Cu ppm	Pb ppm	Zn ppm
251.16	251.77	0.61	L560292	-0.01	0.20	26	11	111
251.77	252.77	1.00	L560293	-0.01	0.90	14	564	852
252.77	253.71	0.94	L560294	-0.01	0.30	8	41	34
253.71	254.71	1.00	L560295	-0.01	0.30	7	31	38
254.71	255.71	1.00	L560296	-0.01	0.30	11	19	19
255.71	256.71	1.00	L560297	-0.01	0.50	12	26	22
256.71	257.71	1.00	L560298	-0.01	0.30	17	23	24
257.71	258.71	1.00	L560299	-0.01	0.30	21	23	29
258.71	259.71	1.00	L560300	-0.01	0.50	29	32	39
259.71	260.71	1.00	L560301	-0.01	0.30	16	27	27
260.71	261.71	1.00	L560302	0.01	1.20	18	848	2050
261.71	262.71	1.00	L560303	-0.01	0.50	19	44	42
262.71	263.71	1.00	L560307	-0.01	0.30	15	29	35
263.71	264.86	1.15	L560308	-0.01	0.60	20	71	60
264.86	265.86	1.00	L560309	-0.01	1.10	25	696	1555
265.86	266.86	1.00	L560310	0.03	3.90	27	1515	6670
266.86	267.86	1.00	L560311	0.04	7.10	23	2290	3770
267.86	268.91	1.05	L560312	0.03	13.50	26	4240	21500
268.91	269.91	1.00	L560313	0.01	3.30	21	90	373
269.91	270.91	1.00	L560314	0.01	3.40	140	138	78
270.91	271.91	1.00	L560315	0.02	3.60	61	218	29
271.91	272.91	1.00	L560316	0.02	3.40	37	275	1085
272.91	273.91	1.00	L560317	0.04	4.40	34	892	3580
273.91	274.91	1.00	L560318	0.01	0.30	9	53	28
274.91	275.91	1.00	L560319	-0.01	0.20	7	21	15

Project: THORN2011 **Hole Number:** THN11-46

From	To	Rocktype	& Description
« 264.86- 268.91 enr 2.00%»			
« 264.86- 268.91 spl 3.00%»			
« 264.86- 268.91 ga 1.00%»			
« 268.91- 278.80 enr 1.00%»			
FAULTS			
« 257.31- 257.36 fault 53.00°»			
278.80	322.18	uKPO1	
THORN STOCK - Light grey, medium to coarse grained, feldpar - quartz porphyry. Absent of biotite. Weak foliationis developed exhibited by pyrite disseminations concentrating along 42 degree angle TCA. 4% fine to medium disseminated pyrite. Trace enargite concentrated along rare fractures, and associated with rare quartz stringers in lower 6 meters. Lower 87 cm is faulted. Sharp lower contact with felsic dyke @ 53 degrees TCA.			
ALTERATION			
« chl 1.00*»			
« ser 1.00*»			
MINERALIZATION			
« pyr 4.00%»			
« 316.00- 322.18 enr 0.25%»			
FAULTS			
« 321.41- 322.18 fault 55.00°»			

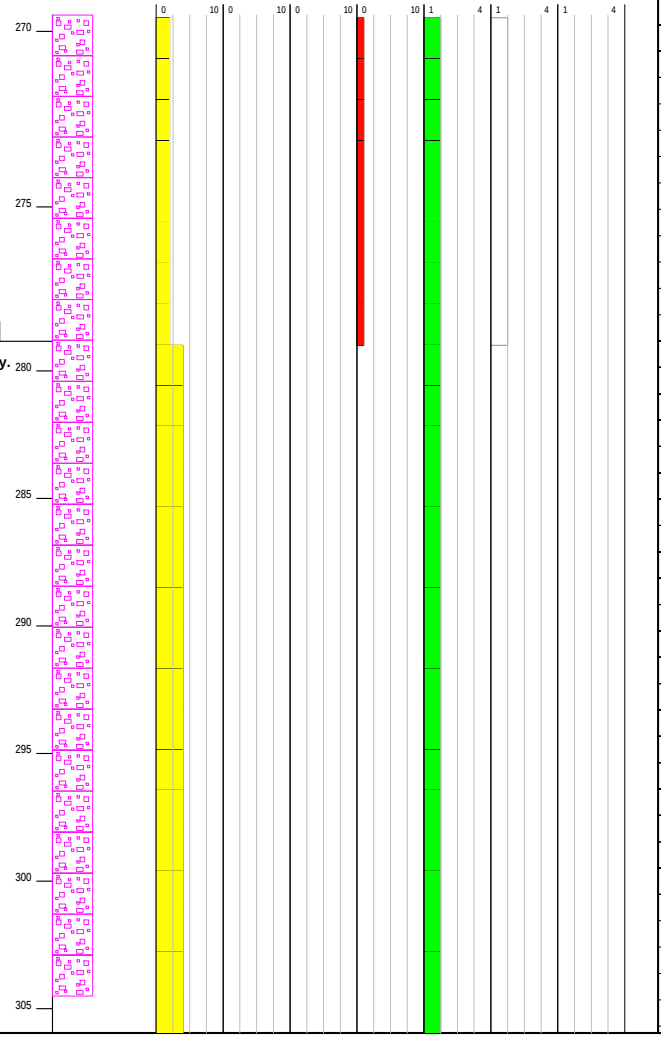

From	To	Width	Sample	Au ppm	Ag ppm	Cu ppm	Pb ppm	Zn ppm
275.91	276.91	1.00	L560320	-0.01	-0.20	12	19	12
276.91	277.91	1.00	L560321	0.01	0.20	9	35	18
277.91	278.80	0.89	L560322	0.01	0.90	156	316	244
278.80	280.80	2.00	L560323	0.01	0.20	14	25	18
280.80	282.80	2.00	L560324	-0.01	0.20	7	17	12
282.80	284.80	2.00	L560325	0.01	-0.20	8	11	16
284.80	286.80	2.00	L560328	0.11	0.40	64	15	44
286.80	288.80	2.00	L560329	0.02	-0.20	12	10	17
288.80	290.80	2.00	L560330	0.01	-0.20	10	24	17
290.80	292.80	2.00	L560331	-0.01	-0.20	8	25	12
292.80	294.80	2.00	L560332	-0.01	-0.20	18	36	15
294.80	296.80	2.00	L560333	0.01	-0.20	22	20	20
296.80	298.80	2.00	L560334	-0.01	-0.20	26	29	21
298.80	300.80	2.00	L560335	0.01	-0.20	27	60	179
300.80	302.80	2.00	L560336	0.02	-0.20	180	20	45
302.80	304.80	2.00	L560337	0.02	-0.20	188	20	24
304.80	306.80	2.00	L560338	0.01	-0.20	63	19	26
306.80	308.80	2.00	L560339	0.01	-0.20	39	13	24
308.80	310.80	2.00	L560340	0.01	-0.20	31	36	40
310.80	312.80	2.00	L560341	0.01	-0.20	10	46	31
312.80	314.80	2.00	L560342	-0.01	-0.20	35	79	46
314.80	316.00	1.20	L560343	-0.01	0.30	29	74	60
316.00	318.00	2.00	L560344	-0.01	0.70	52	88	50
318.00	320.00	2.00	L560345	-0.01	0.40	10	38	23
320.00	322.18	2.18	L560346	0.01	0.40	22	76	44

Project: THORN2011 **Hole Number:** THN11-46

From	To	Rocktype	& Description
322.18	324.79	KTIN1	RHYOLITE DYKE - Lime green, silicified, fine grained, felsic dyke. Weakly foliated at 60 degreesTCA. Lime green colour is likely a result of weak sericite alteration. Silicification has over printed any primary textures.No mineralization ALTERATION « sil 4.00*» « ser 1.00*»
324.79	331.13	uKPO1	THORN STOCK - Light to medium grey, medium to coarse grained, feldspar - quartz porphyry with 2% fine pyrite dissemintions. Occasional late quartz stringer veins with no visible sulfosalt mineralization. Very weak brecciation texture. Sharp lower contact with felsic dyke at 45 degrees TCA. ALTERATION « ser 1.00*» MINERALIZATION



From	To	Width	Sample	Au ppm	Ag ppm	Cu ppm	Pb ppm	Zn ppm
322.18	324.00	1.82	L560350	-0.01	0.20	44	44	43
324.00	324.79	0.79	L560351	-0.01	0.20	5	32	19
324.79	326.79	2.00	L560352	0.02	0.80	42	894	2040
326.79	328.79	2.00	L560353	-0.01	-0.20	17	285	806
328.79	331.13	2.34	L560354	-0.01	-0.20	6	37	34

Project: THORN2011 **Hole Number:** THN11-46

From	To	Rocktype	& Description
			« pyr 2.00%»
331.13	335.59	KTIN1	RHYOLITE DYKE - Lime green, silicified, fine grained, felsic dyke. Weakly foliated at 60 degreesTCA. Lime green colour is likely a result of weak sericite alteration. Silicification has over printed any primary textures.No mineralization ALTERATION « sil 4.00*» « ser 1.00*»
335.59	352.96	uKPO1	THORN STOCK -Light grey, medium to coarse grained, feldspar - quartz porphyry with 2% fine pyrite dissemintions. Occasional late quartz stringer veins with no visible sulfosalt mineralization. Very weak brecciation texture. EOH ALTERATION « ser 1.00*» « sil 1.00*» MINERALIZATION « pyr 2.00%»
352.96	352.96	EOH	



From	To	Width	Sample	Au ppm	Ag ppm	Cu ppm	Pb ppm	Zn ppm
331.13	333.13	2.00	L560355	-0.01	0.30	2	33	12
333.13	335.59	2.46	L560356	-0.01	-0.20	2	40	13
335.59	337.59	2.00	L560357	-0.01	-0.20	13	74	86
337.59	339.59	2.00	L560358	-0.01	-0.20	27	224	413
339.59	341.59	2.00	L560359	0.01	-0.20	30	29	43
341.59	343.59	2.00	L560360	-0.01	-0.20	14	31	21
343.59	345.59	2.00	L560361	-0.01	-0.20	8	21	19
345.59	347.59	2.00	L560362	-0.01	-0.20	7	26	28
347.59	349.59	2.00	L560363	-0.01	0.40	20	29	45
349.59	351.59	2.00	L560364	0.01	-0.20	15	29	31
351.59	352.96	1.37	L560365	-0.01	-0.20	18	20	77

Drill Log Legend

BRXX

Fj

Flg

Fr

Ft

KTIN1

KTIN2

KTIN2

CASING

OVBD

Sz

V

Vbx

bed

cont

uKPO1

uKPO2

DRILL LOG

Project: Thorn	**Collar Elevation (m):** 760.0
Hole THN11-47	**Azimuth (º):** 160
Location: 6492147 m North, 628154 m East	**Dip (º):** -50.0
Logged by: W.Carter	**Length (m):** 369.42
Drilled by: Full Force	**Horizontal Projection:**
Assayed by: ALS Chemex	**Vertical Projection:**
Core Size: NQ2	**Objective** Test the northeast-trending VTEM conductors in the F Zone - Camp Creek corridor.
Date Started: 2011/07/10 **Date Completed:** 2011/07/13	
Dip Tests By: Reflex	

Summary Log:

0.00 - 1.45 m : Casing in overburden
1.45 - 81.90 m : Thorn Stock
81.90 - 83.20 m : Basaltic dyke
83.20 - 190.30 m : Thorn Stock - fault at 106.90 - 107.38 m, occasional pyrite-sulphosalt veining from 131.30 - 158.50 m, and basaltic xenoliths/dykes at 166.69 - 166.87 m and 170.82 - 170.96 m.
190.30 - 191.61 m: Breccia - composed of Thorn stock and basaltic fragments
191.61 - 230.34 m: Thorn Stock - rare pyrite-sulphosalt veining at 222.80 m.
230.34 - 231.50 m: Fault
231.50 - 369.42 m: Thorn Stock - basaltic dykes from 327.76 - 330.56 m, 334.18 - 336.90 m, 338.05 - 339.23 m, 352.79 - 362.59 m, and 363.32 - 365.69 m.
EOH

Downhole surveys:

Depth	Dip	Azimuth
0.00	-50.00	160.00
18.00	-50.00	162.00
68.00	-50.20	162.60
118.00	-50.50	163.30
168.00	-50.70	164.20
218.00	-50.70	165.30
268.00	-50.80	166.40
318.00	-50.80	172.80
368.00	-51.30	168.40

Project: THORN2011 **Hole Number:** THN11-47

From	To	Rocktype	& Description
0.00	1.45	CASN	CASING - no core
1.45	2.38	uKPO1	THORN STOCK - Light whitish-grey, coarse-grained, feldspar-qtz-biotite porphyry. Common oxidization stain along fractures throughout interval. Lower contact is gradational alteration contact, going from weakly altered porphyry into mildly chlorite-sericite altered porphyry. Disseminated pyrite throughout (1-2%). ALTERATION « ser 2.00*» MINERALIZATION « pyr 1.00%»
2.38	77.82	uKPO1	THORN STOCK - Light grey,coarse-grained, feldpsar-qtz-biotite porphyry; disseminated pyrite throughout (1-2%). Mild to moderately chlorite-sericite altered throughout. Occasional oxide staining along fractures; blocky in parts where there has been a lot of ground water interaction (particularly from 9.75 - 11.78 m). Local calcite veining, and common pervasive carbonate alteration throughout. Local pyritic inclusions @ 65.50 - 65.65 m. ALTERATION « ser 2.00*» « chl 3.00*» « cal 1.00*» MINERALIZATION « pyr 2.00%» STRUCTURE



From	To	Width	Sample	Au ppm	Ag ppm	Cu ppm	Pb ppm	Zn ppm
1.45	3.66	2.21	L560366	-0.01	-0.20	9	25	93
3.66	6.22	2.56	L560367	-0.01	-0.20	7	13	50
6.22	8.72	2.50	L560368	-0.01	0.20	9	13	69
8.72	11.78	3.06	L560371	0.01	0.40	14	21	90
11.78	14.28	2.50	L560372	0.01	0.20	8	44	98
14.28	16.78	2.50	L560373	-0.01	0.20	11	28	119
16.78	19.28	2.50	L560374	-0.01	0.20	9	20	67
19.28	21.78	2.50	L560375	-0.01	-0.20	7	20	69
21.78	24.28	2.50	L560376	-0.01	0.20	13	19	70
24.28	26.78	2.50	L560377	-0.01	-0.20	13	15	61
26.78	29.28	2.50	L560378	-0.01	0.30	12	14	55
29.28	31.78	2.50	L560379	-0.01	0.20	13	18	66
31.78	34.28	2.50	L560380	-0.01	0.30	6	24	43
34.28	36.82	2.54	L560381	-0.01	0.30	10	16	57
36.82	39.32	2.50	L560382	-0.01	-0.20	11	16	54
39.32	41.48	2.16	L560383	-0.01	0.20	15	16	50
41.48	43.98	2.50	L560384	-0.01	0.20	15	11	81
43.98	46.48	2.50	L560385	-0.01	0.20	10	14	47
46.48	48.98	2.50	L560386	-0.01	0.30	12	17	72
48.98	51.48	2.50	L560387	0.01	-0.20	6	21	63
51.48	53.98	2.50	L560388	-0.01	0.20	6	19	54
53.98	56.48	2.50	L560389	-0.01	0.30	9	13	60

Project: THORN2011 **Hole Number:** THN11-47

From	To	Rocktype & Description
		< @ 12.71 calcite vein 2° 1mm >< @ 14.60 joint 10° 0.1mm >< @ 22.40 calcite vein 5° > < @ 24.75 caclite vein 10° 1mm > « 27.06- 27.10 gougey fault 80°»< @ 30.33 joint 15° >< @ 35.25 joint 2° >< @ 35.55 joint 15° >< @ 40.00 calcite vein 0° 2mm >< @ 42.00 calcite vein 5.00° 1.00mm >< @ 44.56 joint 15.00° >< @ 51.48 joint 18.00° >< @ 52.43 fracture 0° >< @ 59.66 joint 25.00° >< @ 59.67 calcite vein 40.00° 10.00mm >< @ 67.21 joint set 30° >< @ 68.09 joint set 45° >< @ 72.88 oxidized joint 20° >



From	To	Width	Sample	Au ppm	Ag ppm	Cu ppm	Pb ppm	Zn ppm
56.48	58.98	2.50	L560393	-0.01	-0.20	9	14	52
58.98	61.46	2.48	L560394	-0.01	0.30	17	15	74
61.46	63.96	2.50	L560395	-0.01	0.20	11	12	53
63.96	66.46	2.50	L560396	-0.01	-0.20	11	19	42
66.46	68.96	2.50	L560397	-0.01	0.30	16	17	82
68.96	71.46	2.50	L560398	-0.01	0.30	10	21	76
71.46	73.96	2.50	L560399	-0.01	-0.20	9	20	50
73.96	76.47	2.51	L560400	0.01	-0.20	13	16	63

Project: THORN2011 **Hole Number:** THN11-47

From	To	Rocktype	& Description
77.82	78.17	FALT	FAULT - Composed of clay-chlorite-sericite altered THORN STOCK; gougey with calcite vein at base. Clay alteration is light creamy-yellow with a hint of green. Upper contact is 80 degrees TCA; lower contact is 70 degrees TCA. « cly 4.00*» « chl 2.00*» « ser 3.00*» < @ 78.12 calcite vein 55° 8mm > < @ 77.82 Ft 80.00-70.00° >
78.17	78.52	uKPO1	THORN STOCK - as previous: light-grey, coarse-grained, mild chlorite-sericite alteration, with increased clay alteration at base of unit. Minor disseminated pyrite throughout. « chl 2.00*» « ser 3.00*» « cly 4.00*» « pyr 2.00%»
78.52	78.67	FALT	FAULT - as previous, composed of altered THORN STOCK. Light greeny-yellow clay alteration dominant throughout.

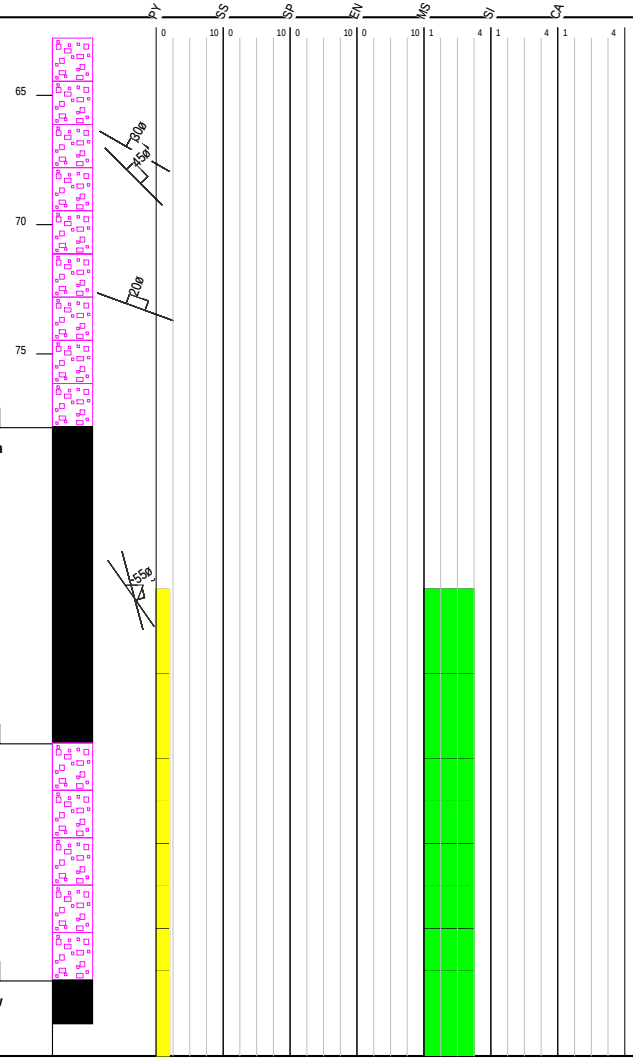

From	To	Width	Sample	Au ppm	Ag ppm	Cu ppm	Pb ppm	Zn ppm

Project: THORN2011 **Hole Number:** THN11-47

From	To	Rocktype	& Description
			Upper contact is @ 75 degrees TCA; lower contact is 50 degrees TCA. « ser 3.00*» « chl 2.00*» « cly 4.00*» < @ 78.52 Ft 75.00-50.00° >
78.67	81.32	uKPO1	THORN STOCK - as previous with clay alteration dominating at top of unit, and a silicifed zone mid-unit (79.65 - 80.40 m); very broken, blocky core throughout interval. Massive pyrite-sulphosalt veins near base of unit. Bottom contact is fault-bound. « cly 4.00*» « chl 1.00*» « ser 2.00*» « sil 4.00*» « pyr 5.00%» « ten 1.00%» « 80.94- 81.12 pyrite-tennanite vein 50-55°» « 81.37- 81.45 pyrite-tennanite vein 70-45°»
81.32	81.90	FALT	FAULT - as previous, composed of intensely clay altered THORN STOCK. Minor pyrite-sulphosalt vein near base of unit. « cly 4.00*» « pyr 3.00%»
81.90	83.20	KTIN2	BASALT - Basaltic dyke: dark green, fine-grained, local carbonate-altered remnant feldpsar phenocrysts; thin (mm-scale) chilled margins. « cal 5.00*»
83.20	88.70	uKPO2	THORN STOCK - Light-grey, fine-grained, feldspar-qtz-biotite porphyry. Local

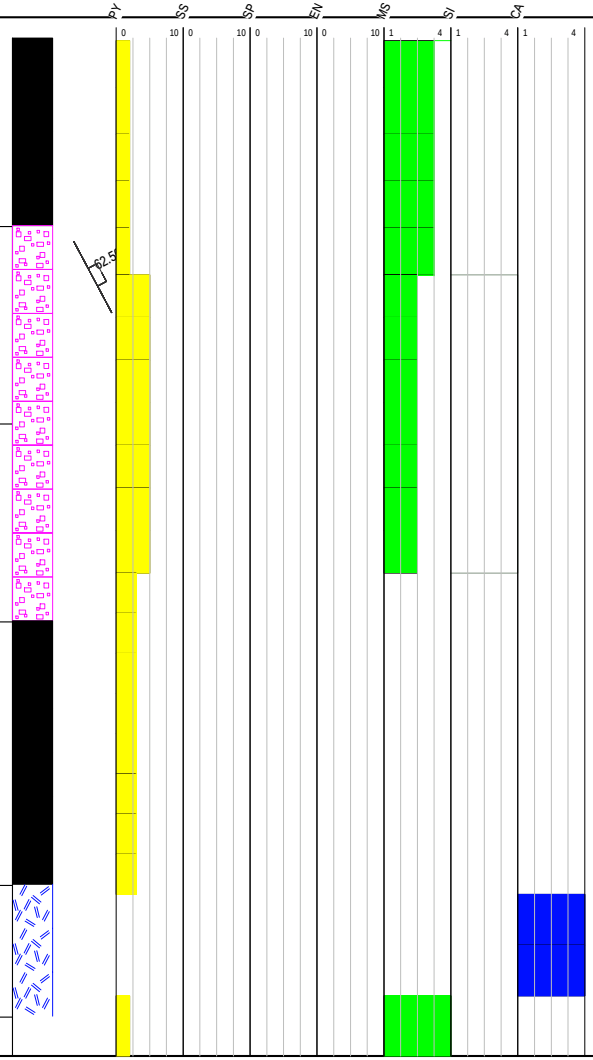

From	To	Width	Sample	Au ppm	Ag ppm	Cu ppm	Pb ppm	Zn ppm
76.47	78.46	1.99	L560401	0.02	0.20	19	160	183
78.46	80.94	2.48	L560402	0.30	5.10	78	474	377
80.94	81.90	0.96	L560403	1.88	235.00	10700	2810	11900
81.90	83.20	1.30	L560404	0.01	0.30	59	17	152
83.20	84.73	1.53	L560405	0.18	6.20	38	2090	3730
84.73	86.20	1.47	L560406	0.14	4.70	114	724	2860

Project: THORN2011 **Hole Number:** THN11-47

From	To	Rocktype	& Description
			faulting and shearing throughout causing grain-size reduction. Yellowy-coloured clay alteration prevalent in the top 10 cm, with chlorite-sericite alteration throughout. Disseminated pyrite throughout, and local pyrite-sulphosalt(?) veining.
			« cly 1.00*»
			« chl 2.00*»
			« ser 4.00*»
			« pyr 2.00%»
			« enr 0.50%»
			< @ 86.71 Ft 60.00-85.00º 100.00mm >
			« 88.03- 88.05 pyrite-sulphosalt vein 55.00º 20.00mm» < @ 88.58 Ft 55.00-60.00º 100.00mm >
88.70	106.90	uKPO1	THORN STOCK - Light grey, locally green, feldspar-qtz-biotite porphyry. Euhedral grains, with biotite locally chlorite altered from 90.50 - 97.45 m. Chlorite-sericite altered weak (to moderate in places). Disseminated pyrite throughout.
			« chl 2.00*»
			« ser 4.00*»
106.90	107.38	FALT	FAULT - fault gouge composed of THORN STOCK material.
			< @ 106.90 Ft 45.00-45.00º >
107.38	166.69	uKPO1	THORN STOCK - light-grey, locally greenish, coarse-grained feldspar-qtz-biotite porphyry. Variable chlorite-sericite alteration (weak to



From	To	Width	Sample	Au ppm	Ag ppm	Cu ppm	Pb ppm	Zn ppm
86.20	87.70	1.50	L560407	0.03	1.10	21	183	409
87.70	89.20	1.50	L560408	0.22	6.90	83	852	2290
89.20	91.70	2.50	L560409	0.02	0.30	7	44	126
91.70	94.20	2.50	L560410	0.03	0.30	11	130	337
94.20	96.70	2.50	L560411	0.01	-0.20	10	23	139
96.70	99.20	2.50	L560414	0.01	0.30	21	44	84
99.20	101.70	2.50	L560415	0.02	0.90	9	140	283
101.70	104.24	2.54	L560416	0.02	1.50	11	137	214
104.24	106.72	2.48	L560417	0.09	2.10	14	485	1075
106.72	107.72	1.00	L560418	0.06	3.20	23	220	404
107.72	110.05	2.33	L560419	0.01	0.30	12	71	248
110.05	112.37	2.32	L560420	0.06	1.20	19	319	543
112.37	113.38	1.01	L560421	0.22	11.00	137	1600	4970

Project: THORN2011 **Hole Number:** THN11-47

From	To	Rocktype & Description
		moderate). Disseminated pyrite throughout. Pyrite +/- sulphosalt veinlets (< 1mm wide) occur from about 112.00 - 118.00 m, and 130.30 - 131.63 m. Local faulting throughout.
		« chl 3.00*»
		« ser 4.00*»
		« pyr 2.00%»
		« enr 0.50%»
		< @ 112.37 Ft 60.00° 50.00mm > < @ 115.60 pyrite veinlet 10° 1mm >< @ 118.90 calcite vein 30° 20mm > < @ 120.33 Ft 50.00-30.00° 50.00mm > < @ 121.88 Ft 25.00° 180.00mm > < @ 126.70 calcite vein 5.00° 20.00mm >
		« 131.30- 131.63 pyrite-sulphosalt(?) vein 40°» < @ 134.72 Ft 50.00° 30.00mm > < @ 145.02 pyrite-sulphosalt(?) veinlet 40.00° 0.50mm > < @ 146.04 Ft 55.00° 20.00mm > < @ 149.35 pyrite-chalcopyrite-sulphosalts veinlet -10.00° 0.50mm >< @ 153.60 pyrite-sulphosalt veinlet 10.00° 0.50mm > < @ 153.85 Ft 70.00° 20.00mm >
		« 156.06- 156.10 pyrite-enargite veinlets 55.00° 1.00mm» < @ 158.00 Ft 60.00-35.00° 50.00mm >

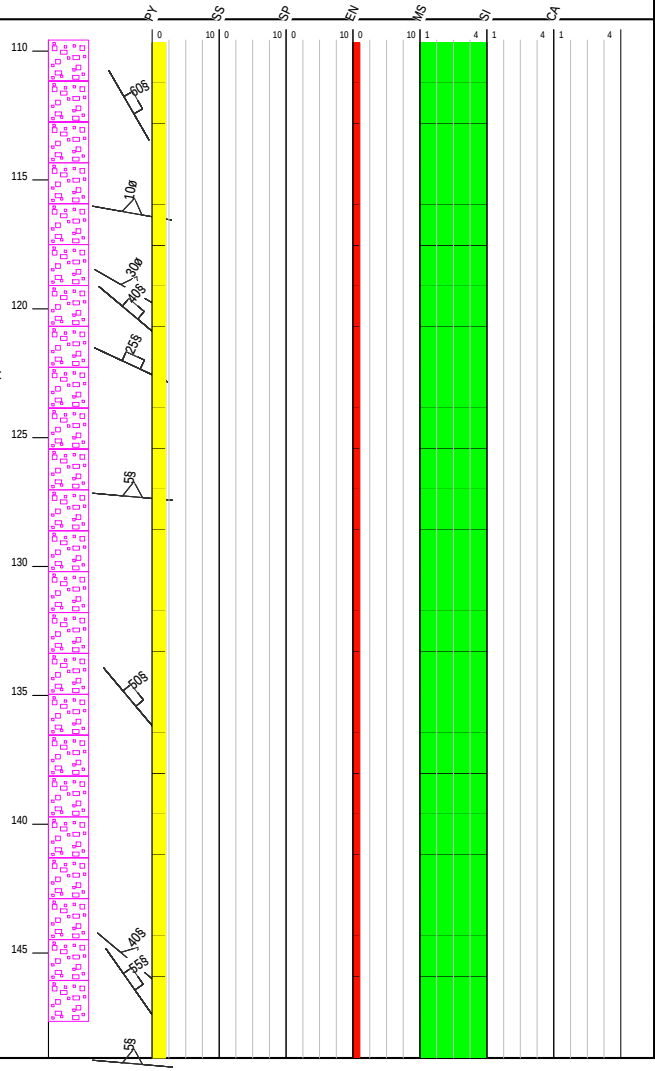

From	To	Width	Sample	Au ppm	Ag ppm	Cu ppm	Pb ppm	Zn ppm
113.38	114.88	1.50	L560422	0.04	0.80	11	248	1120
114.88	116.38	1.50	L560423	0.25	1.00	13	401	975
116.38	117.88	1.50	L560424	0.23	1.00	10	274	762
117.88	119.38	1.50	L560425	0.36	3.90	61	1315	3820
119.38	121.88	2.50	L560426	0.18	5.10	118	662	3250
121.88	124.38	2.50	L560427	0.06	0.90	45	627	914
124.38	126.88	2.50	L560428	0.02	0.20	7	68	91
126.88	129.38	2.50	L560429	0.04	0.20	6	51	126
129.38	131.88	2.50	L560430	0.29	1.90	13	740	2220
131.88	134.38	2.50	L560431	0.02	-0.20	8	18	87
134.38	136.90	2.52	L560432	0.01	-0.20	15	13	64
136.90	139.36	2.46	L560436	0.01	0.30	31	22	62
139.36	141.86	2.50	L560437	-0.01	0.40	11	25	56
141.86	144.36	2.50	L560438	0.01	0.40	7	34	41
144.36	146.91	2.55	L560439	0.11	3.70	150	202	523
146.91	148.91	2.00	L560440	0.17	7.80	337	538	1060
148.91	149.90	0.99	L560441	1.30	9.10	83	1770	2740
149.90	152.00	2.10	L560442	0.11	8.90	286	529	950
152.00	154.03	2.03	L560443	0.38	9.40	229	1130	2080
154.03	156.06	2.03	L560444	0.17	4.60	42	699	1530
156.06	156.97	0.91	L560445	0.15	8.80	479	173	831
156.97	159.02	2.05	L560446	0.09	3.40	196	193	1400
159.02	160.02	1.00	L560447	0.09	3.40	59	76	121
160.02	161.03	1.01	L560448	0.27	9.30	103	360	723
161.03	163.53	2.50	L560449	0.01	0.40	6	29	63
163.53	166.03	2.50	L560450	0.01	0.20	6	22	50

Project: THORN2011 **Hole Number:** THN11-47

From	To	Rocktype	& Description
166.69	166.87	KTIN2	BASALT - Dark green, fine-grained basaltic dyke, with calcite veinlets and calcite altered feldspar phenocrysts.
166.87	170.82	uKPO1	THORN STOCK - Light grey to greenish, coarse-grained feldpsar-qtz-biotite porphyry. Mild to moderate chlorite-sericite alteration. Disseminated pyrite throughout. « ser 4.00*» « chl 3.00*» « pyr 1.00%»
170.82	170.96	KTIN2	BASALT - as previous.
170.96	190.30	uKPO1	THORN STOCK - as previous; local variably oriented calcite veinlets throughout. Occasional small gouge-filled faults. « ser 3.00*» « chl 2.00*» « cal 0.50*»



From	To	Width	Sample	Au ppm	Ag ppm	Cu ppm	Pb ppm	Zn ppm
166.03	168.51	2.48	L560451	-0.01	0.20	8	14	53
168.51	171.04	2.53	L560452	-0.01	0.20	12	19	73
171.04	173.54	2.50	L560453	-0.01	0.30	12	19	71
173.54	176.05	2.51	L560454	0.01	0.20	47	14	76
176.05	178.55	2.50	L560457	0.01	0.50	19	33	156
178.55	181.07	2.52	L560458	-0.01	0.30	12	41	120
181.07	183.57	2.50	L560459	0.04	0.40	6	78	215
183.57	186.11	2.54	L560460	0.01	0.30	9	31	76
186.11	188.61	2.50	L560461	0.04	0.70	7	482	1710

Project: THORN2011 **Hole Number:** THN11-47

From	To	Rocktype	& Description
			« pyr 1.00%»
			< @ 185.50 Ft 70.00° 25.00mm > < @ 185.67 Ft 63.00° 30.00mm >
190.30	191.61	BRXX	
			BRECCIA - Breccia composed of THORN STOCK porphyrytic material, basaltic mid unit (190.50 - 190.85 m). Calcite veining common throughout basaltic fragment, and at lower contact.
			< @ 190.85 calcite vein 25° 6mm >
191.61	230.34	uKPO1	
			THORN STOCK - Light grey to green coloured, coarse-grained feldspar-qtz-biotite porphyry. Chlorite-sericite alteration variable throughout. Dissminated pyrite generally between 1-2% throughout. Occasional faulting occurs. Rare pyrite(-sulphosalt?) veining at 222.80 m.
			« ser 3.00*»
			« chl 3.00*»
			« pyr 1.00%» < @ 193.90 calcite vein 55° 14mm >< @ 195.94 calcite vein 35° 1mm >< @ 210.37 calcite vein 5° 10mm >< @ 212.99 calcite vein 65° 8mm >< @ 214.92 calcite vein 35° 8mm >
			« 222.77- 222.85 pyrite-sulphosalt(?) vein 40° 40mm» < @ 223.25 Ft 50.00°-10.00mm > < @ 225.27 Ft 40.00° 70.00mm >

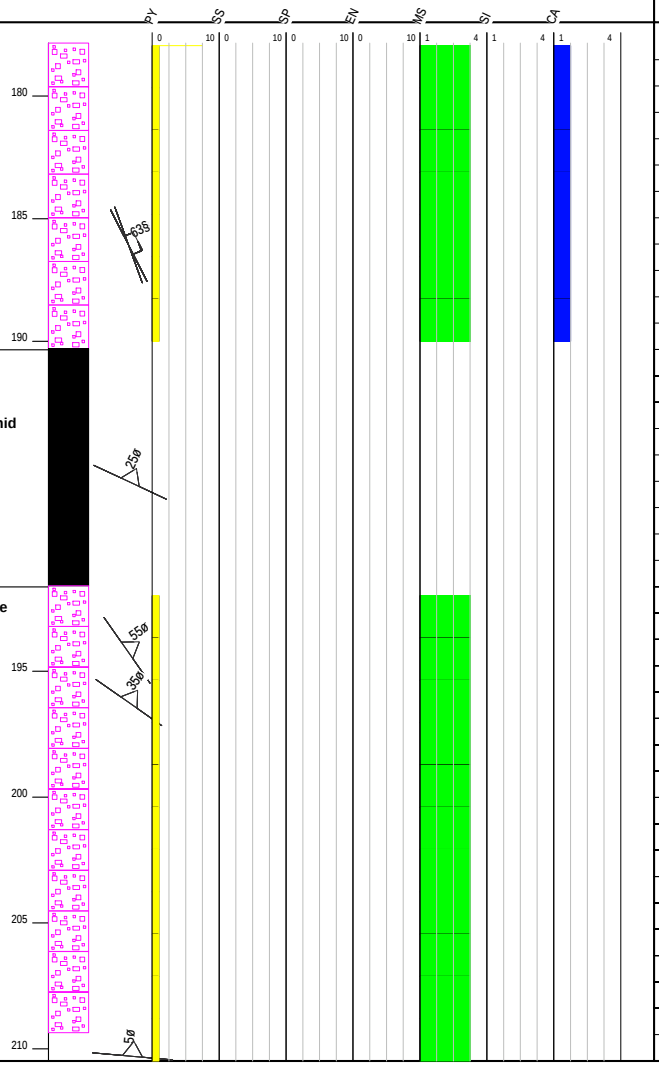

From	To	Width	Sample	Au ppm	Ag ppm	Cu ppm	Pb ppm	Zn ppm
188.61	191.10	2.49	L560462	0.01	0.30	9	45	112
191.10	193.60	2.50	L560463	0.01	0.40	15	25	73
193.60	196.10	2.50	L560464	-0.01	0.30	17	19	66
196.10	198.60	2.50	L560465	-0.01	0.20	18	21	92
198.60	201.10	2.50	L560466	0.01	0.30	18	21	101
201.10	203.60	2.50	L560467	-0.01	0.40	3	33	116
203.60	206.10	2.50	L560468	0.02	0.40	6	40	159
206.10	208.60	2.50	L560469	0.06	0.50	14	93	179
208.60	211.10	2.50	L560470	-0.01	0.20	5	43	73
211.10	213.62	2.52	L560471	-0.01	-0.20	7	34	78
213.62	215.62	2.00	L560472	-0.01	-0.20	5	25	58
215.62	217.62	2.00	L560473	-0.01	0.30	5	16	56
217.62	219.62	2.00	L560474	-0.01	0.60	6	15	53
219.62	220.80	1.18	L560475	-0.01	0.60	4	17	50
220.80	222.52	1.72	L560479	-0.01	0.30	35	41	86
222.52	223.11	0.59	L560480	0.30	47.50	1450	1780	3000
223.11	224.61	1.50	L560481	-0.01	0.50	9	62	74
224.61	226.61	2.00	L560482	-0.01	0.30	10	51	133
226.61	228.61	2.00	L560483	-0.01	-0.20	3	28	47

Project: THORN2011 **Hole Number:** THN11-47

From	To	Rocktype & Description
230.34	231.50	FALT
		FAULT - composed of THORN STOCK porphyry; variably gouged. Both upper and lower contacts are 50 degrees TCA.
231.50	314.30	uKPO1
		THORN STOCK - Light grey (rarely greenish), coarse-grained, feldspar-qtz-biotite porphyry. 1-2% disseminated pyrite throughout. Variable sericite(-chlorite) alteration. Common breccia veins and associated fracturing near the base of unit. Lower contact is 45 degrees TCA.
		« chl 1.00*»
		« ser 4.00*»
		« pyr 1.00%»
		< @ 235.00 calcite vein 55.00° 10.00mm >< @ 237.55 light orange calcite vein 65.00° 30.00mm >< @ 238.15 light orange calcite vein 40.00° 20.00mm > < @ 267.06 calcite vein 40.00° 5.00mm >< @ 268.00 calcite vein 10.00° 5.00mm > < @ 270.19 Ft 25.00° 10.00mm > < @ 269.43 calcite vein 45.00° 20.00mm > < @ 282.40 calcite vein 45.00° 2.00mm >< @ 284.05 calcite vein 35.00° 5.00mm >< @ 286.39 calcite vein 55.00° 8.00mm >< @ 287.45 calcite vein 30.00° 2.00mm >< @ 290.62



From	To	Width	Sample	Au ppm	Ag ppm	Cu ppm	Pb ppm	Zn ppm
228.61	230.69	2.08	L560484	0.03	0.20	4	45	122
230.69	232.69	2.00	L560485	0.01	-0.20	5	22	87
232.69	234.69	2.00	L560486	-0.01	-0.20	5	9	29
234.69	236.69	2.00	L560487	-0.01	-0.20	5	9	29
236.69	238.69	2.00	L560488	-0.01	-0.20	8	9	41
238.69	240.65	1.96	L560489	-0.01	-0.20	5	11	46
240.65	242.65	2.00	L560490	-0.01	-0.20	4	19	45
242.65	244.65	2.00	L560491	-0.01	0.30	2	9	51
244.65	246.65	2.00	L560492	-0.01	-0.20	9	8	48
246.65	248.65	2.00	L560493	-0.01	-0.20	24	8	62
248.65	250.65	2.00	L560494	-0.01	-0.20	14	9	40
250.65	252.65	2.00	L560495	-0.01	-0.20	16	7	42
252.65	254.65	2.00	L560496	-0.01	-0.20	18	6	49
254.65	257.15	2.50	L560497	-0.01	-0.20	30	10	65
257.15	259.69	2.54	L560500	-0.01	0.20	28	12	58
259.69	262.19	2.50	L560501	-0.01	-0.20	17	10	37
262.19	264.68	2.49	L560502	-0.01	-0.20	19	9	49

Project: THORN2011 **Hole Number:** THN11-47

From	To	Rocktype & Description
		calcite vein 35.00º 12.00mm >< @ 292.76 calcite vein 40.00º 6.00mm >< @ 293.18
		calcite vein 15.00º 15.00mm >< @ 299.67 calcite vein 45.00º 4.00mm > < @ 298.86
		Ft 30.00º 60.00mm > < @ 301.34 calcite vein 45.00º 5.00mm >< @ 305.75 calcite
		vein 60.00º 8.00mm >
		« 309.00- 309.45 poorly developed breccia BRXX »
		« 310.55- 310.67 breccia vein ? BRXX 25.00º 50.00mm»
		« 311.74- 311.97 breccia vein BRXX 50.00-70.00º»
		« 313.03- 313.72 breccia vein BRXX 40.00-40.00º»
		« 314.10- 314.16 siliceous vein 45.00º 50.00mm»



From	To	Width	Sample	Au ppm	Ag ppm	Cu ppm	Pb ppm	Zn ppm
264.68	267.18	2.50	L560503	-0.01	-0.20	18	11	59
267.18	269.68	2.50	L560504	-0.01	-0.20	15	13	50
269.68	272.18	2.50	L560505	-0.01	-0.20	18	9	46
272.18	274.68	2.50	L560506	-0.01	-0.20	27	9	59
274.68	277.18	2.50	L560507	-0.01	-0.20	47	21	49
277.18	279.68	2.50	L560508	-0.01	-0.20	18	8	40
279.68	282.20	2.52	L560509	-0.01	-0.20	19	9	39
282.20	284.70	2.50	L560510	-0.01	0.20	19	28	101
284.70	287.20	2.50	L560511	0.01	-0.20	14	9	64
287.20	289.70	2.50	L560512	0.01	0.60	30	136	388
289.70	292.21	2.51	L560513	0.03	5.20	204	261	549
292.21	294.71	2.50	L560514	0.04	2.70	45	970	2230
294.71	297.21	2.50	L560515	-0.01	0.50	20	62	136
297.21	299.67	2.46	L560516	0.06	3.10	51	593	1470
299.67	302.17	2.50	L560517	0.02	1.20	27	140	247
302.17	304.67	2.50	L560518	-0.01	0.30	23	33	65
304.67	307.17	2.50	L560522	0.01	-0.20	47	26	68
307.17	309.67	2.50	L560523	0.01	-0.20	26	12	57
309.67	312.14	2.47	L560524	0.01	-0.20	21	14	65
312.14	313.25	1.11	L560525	-0.01	0.60	32	20	136
313.25	314.30	1.05	L560526	0.06	2.70	53	362	2540

Project: THORN2011 **Hole Number:** THN11-47

From	To	Rocktype & Description
314.30	317.77	KTIN2
		BASALT - Dark green, fine- to medium-grained basaltic dyke; chill margins apparent.
		< @ 314.30 upper contact 45° >< @ 317.77 lower contact 45° >
317.77	327.76	uKPO1
		THORN STOCK - light grey, coarse-grained, sericite-clay-chlorite altered feldspar-qtz-biotite porphyry. Minor basaltic dyklettes intrude at top and bottom of unit. Disseminated pyrite throughout, and locally as blebs and veins.

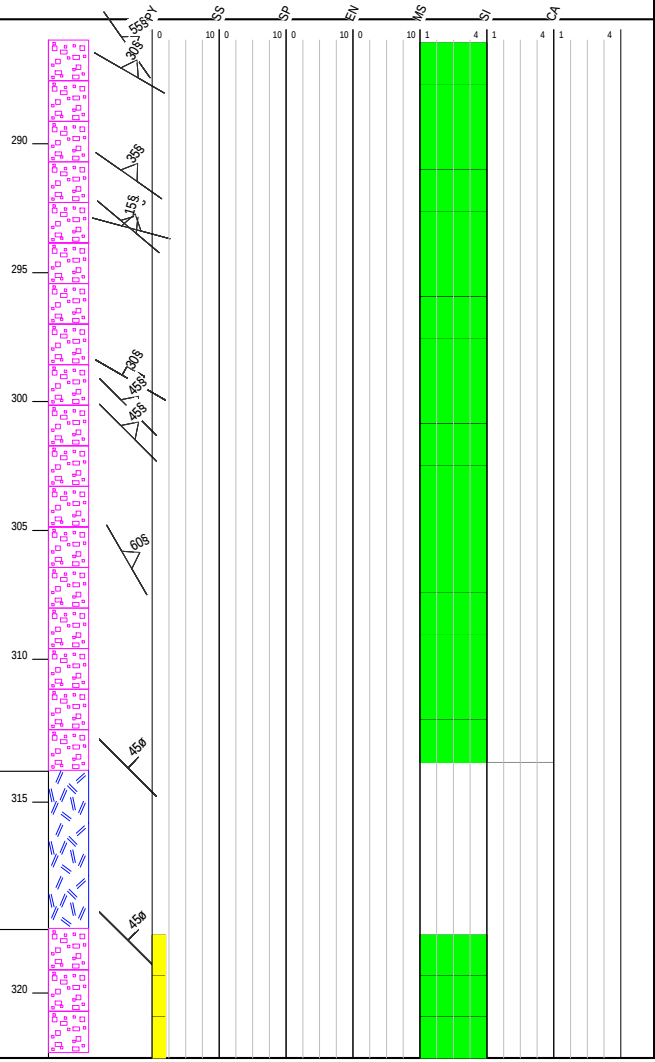

From	To	Width	Sample	Au ppm	Ag ppm	Cu ppm	Pb ppm	Zn ppm
314.30	316.80	2.50	L560527	-0.01	-0.20	32	9	109
316.80	317.77	0.97	L560528	-0.01	-0.20	32	9	105
317.77	318.69	0.92	L560529	0.08	2.10	37	541	289
318.69	319.69	1.00	L560530	0.12	6.70	100	862	3480
319.69	320.65	0.96	L560531	0.13	3.80	112	76	87
320.65	321.65	1.00	L560532	0.11	6.70	100	455	1085
321.65	322.65	1.00	L560533	0.12	1.80	35	1175	848

Project: THORN2011 **Hole Number:** THN11-47

From	To	Rocktype	& Description
			« ser 4.00*»
			« cly 2.00*»
			« chl 1.00*»
			« pyr 2.00%»
327.76	330.56	KTIN2	
			BASALT - as previous
330.56	334.18	uKPO1	
			THORN STOCK - as previous
			« ser 3.00*»
			« sil 2.00*»
			« chl 1.00*»
			« pyr 1.00%»
334.18	336.90	KTIN2	
			BASALT - as previous
336.90	338.05	uKPO1	
			THORN STOCK - as previous; fault at base of unit
			« ser 3.00*»
			« sil 2.00*»
			« chl 1.00*»
			« pyr 1.00%»
			< @ 338.04 Ft 50.00º 10.00mm >
338.05	339.23	KTIN2	
			BASALT - as previous
339.23	352.79	uKPO1	
			THORN STOCK - Light grey, strongly silicified, and moderately mineralized diorite porphyry; appears brecciated in places. Pryite occurs as regular disseminated grains throughout, and as blebs and veins typically associated with the silica alteration zones.
			« sil 4.00*»
			« ser 3.00*»
			« chl 1.00*»
			« pyr 5.00%»
			« 340.26- 340.44 brecciated uKPO1 pyrite blebs/veins 5%»
			« 342.04- 343.15 blobs and veins pyrite in siliceous altered zone 10%» <

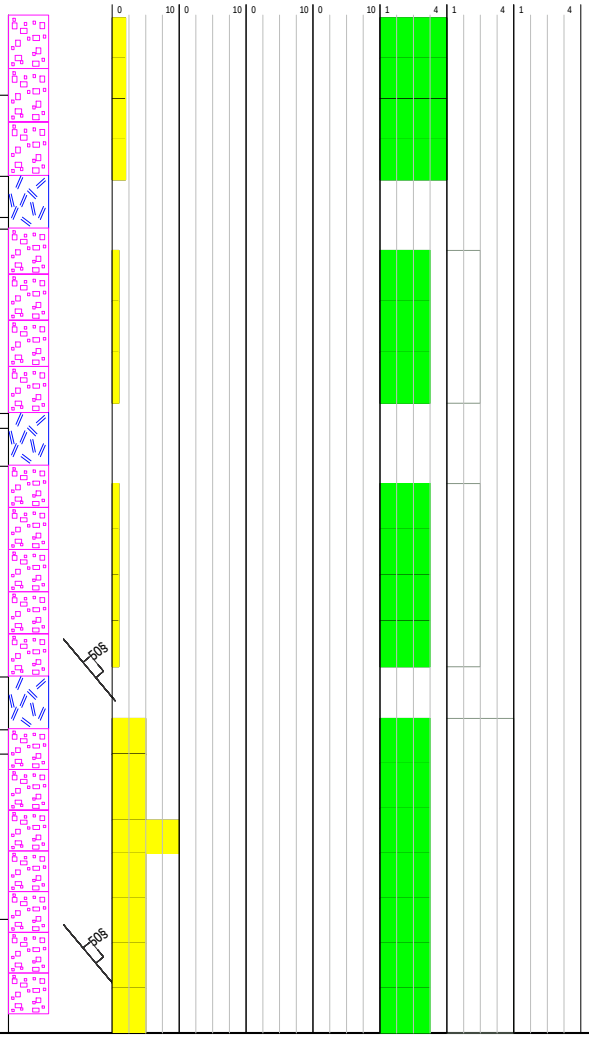

From	To	Width	Sample	Au ppm	Ag ppm	Cu ppm	Pb ppm	Zn ppm
322.65	323.70	1.05	L560534	0.07	3.20	48	1095	1010
323.70	324.65	0.95	L560535	0.04	3.00	69	896	2490
324.65	325.69	1.04	L560536	0.02	1.40	35	580	342
325.69	326.74	1.05	L560537	0.03	0.90	22	96	299
326.74	327.76	1.02	L560538	0.07	3.30	66	538	1690
327.76	330.56	2.80	L560539	-0.01	-0.20	32	17	115
330.56	331.90	1.34	L560540	0.34	4.70	34	231	443
331.90	333.24	1.34	L560543	0.02	2.60	45	319	707
333.24	334.18	0.94	L560544	0.04	1.10	21	78	187
334.18	336.90	2.72	L560545	-0.01	0.30	31	38	150
336.90	338.05	1.15	L560546	0.14	1.60	32	133	447
338.05	339.23	1.18	L560547	-0.01	0.30	35	60	279
339.23	340.23	1.00	L560548	0.11	11.10	480	369	2100
340.23	341.28	1.05	L560549	1.59	21.20	179	1350	1995
341.28	342.25	0.97	L560550	0.28	5.20	357	92	76
342.25	343.28	1.03	L560551	0.31	5.40	356	88	561
343.28	344.28	1.00	L560552	0.19	4.50	208	53	140
344.28	345.28	1.00	L560553	0.11	3.20	51	353	416
345.28	346.29	1.01	L560554	0.28	11.00	273	1260	3600
346.29	347.50	1.21	L560555	0.11	5.90	81	1395	3290
347.50	348.87	1.37	L560556	0.12	9.80	270	1365	1705
348.87	349.80	0.93	L560557	0.19	4.80	481	67	360
349.80	350.80	1.00	L560558	0.36	7.30	700	67	432
350.80	351.80	1.00	L560559	0.32	5.20	471	57	367

Project: THORN2011 **Hole Number:** THN11-47

From	To	Rocktype	& Description
			@ 346.33 Ft 50.00º 110.00mm >
			« 349.80- 352.50 blobs and veins pyrite in siliceous alteration 5.00%»
352.79	362.59	KTIN2	
			BASALT - as previous; locally there is altered Thorn stock material throughout.
			Common randomly oriented calcite veining from 355.60 m to base of unit.
			« 358.83- 358.92 sericite altered uKPO1 55-55°»
			« 359.68- 359.78 sericite altered uKPO1»
			« 360.00- 360.16 sericite-chlorite altered, pyrite-bearing uKPO1 »
			« 360.63- 360.76 silica-sericite altered uKPO1 »
			« 361.14- 361.20 sericite altered uKPO1 »
			« 361.46- 361.50 sericite altered uKPO1 »
362.59	363.32	uKPO1	
			THORN STOCK - as previous; sericite-silica-clay-chlorite alteration, pyrite +/-
			sulphosalt veining, sheared/faulted material.
			« ser 4.00*»
			« sil 2.00*»
			« cly 1.00*»
			« chl 1.00*»
			« pyr 5.00%»
			< @ 363.22 Ft 70.00º 30.00mm >
363.32	365.69	KTIN2	
			BASALT - as previous; with calcite veining
365.69	366.26	FALT	
			FAULT - composed of Thorn stock altered material.
			« gouge fault 50°»
366.26	369.42	uKPO1	
			THORN STOCK - Light greenish-grey, intensley silica altered diorite porphyry.
			The remnant crystals are anhedral; very broken up, blocky core; poor recovery.
			« sil 3.00*»
			« chl 1.00*»



From	To	Width	Sample	Au ppm	Ag ppm	Cu ppm	Pb ppm	Zn ppm
351.80	352.79	0.99	L560560	0.08	2.10	111	33	43
352.79	355.29	2.50	L560561	-0.01	0.30	32	15	110
355.29	357.80	2.51	L560565	0.01	0.40	61	15	114
357.80	358.83	1.03	L560566	0.02	1.30	72	20	125
358.83	359.78	0.95	L560567	0.02	1.00	75	38	102
359.78	360.63	0.85	L560568	0.01	0.70	39	29	106
360.63	361.50	0.87	L560569	0.01	1.50	56	45	117
361.50	362.59	1.09	L560570	-0.01	0.60	31	16	150
362.59	363.32	0.73	L560571	0.21	13.00	450	2250	4940
363.32	365.69	2.37	L560572	-0.01	0.70	28	19	137
365.69	367.06	1.37	L560573	-0.01	1.50	34	132	205
367.06	369.42	2.36	L560574	0.01	1.90	65	407	726

Project: THORN2011 **Hole Number:** THN11-47

From	To	Rocktype & Description
« ser 2.00*»		
369.42	369.42	EOH



From	To	Width	Sample	Au ppm	Ag ppm	Cu ppm	Pb ppm	Zn ppm

Drill Log Legend

BRXX

BRXX

CASING

CASN

FALT

Fj

Flg

Fr

Ft

KTIN2

Sz

V

Vbx

bed

cont

uKPO1

uKPO1

uKPO2

DRILL LOG

Project: Thorn	**Collar Elevation (m):** 669.0
Hole THN11-48	**Azimuth (º):** 160
Location: 6491975 m North, 628109 m East	**Dip (º):** -65.0
Logged by: W.Carter	**Length (m):** 276.45
Drilled by: Full Force	**Horizontal Projection:**
Assayed by: ALS Chemex	**Vertical Projection:**
Core Size: NQ2	**Objective** Test the northeast-trending VTEM conductors in the F Zone - Camp Creek corridor.
Date Started: 2011/07/15 **Date Completed:** 2011/07/17	
Dip Tests By: Reflex	

Summary Log:

0.00 - 3.10 m : Casing in overburden
3.10 - 211.05 m: Thorn Stock - pyrite-sulphosalt mineralization associated with silicified zones from 23.92 - 34.38 m, 83.72 - 128.58 m, 180.45 - 188.06 m, and 205.61 - 211.05 m.
211.65 - 214.58 m: Basaltic dyke
214.58 - 262.02 m: Thorn Stock - basaltic dykes from 230.46 - 234.74 m, 236.58 - 247.56 m, 254.82 - 257.27 m, and 259.17 - 262.02m.
262.02 - 262.52 m: Fault
262.52 - 266.55 m: Felsic dyke
266.55 - 276.45 m: Thorn Stock - minor pyrite-sulphosalt veining from 275.41 - 275.49 m, and 275.53 - 275.55 m.
EOH

Downhole surveys:

Depth	Dip	Azimuth
0.00	-65.00	160.00
25.00	-55.00	158.50
75.00	-55.30	159.50
125.00	-55.70	161.30
175.00	-55.60	162.30
225.00	-56.30	162.30
275.00	-56.30	162.40

Project: THORN2011 **Hole Number:** THN11-48

From	To	Rocktype	& Description
0.00	3.10	CASN	CASING - no core
3.10	23.92	uKPO1	THORN STOCK - light greenish-grey, coarse-grained, feldspar-qtz-biotite porphyry. Moderate chlorite alteration of biotite, weak sericite. Disseminated pyrite throughout. Rare randomly oriented calcite veins in places. « chl 2.00*» « ser 1.00*» « pyr 1.00%»
23.92	34.38	uKPO3	THORN STOCK - light white to grey coloured, medium- to coarse-grained, feldspar-qtz-biotite porphyry. Disseminated pyrite throughout. Moderate to strong sericite and clay alteration; common faulting; local zones of silicification. Pyrite-enargite-tennanite veins and blebs are associtaed with silicifed zones, minor sphalerite-galena veining. « ser 2.00*» « cly 2.00*» « pyr 1.00%» « enr 1.00%» « ten 0.50%» « spl 0.50%» « ga 0.50%» « sil 3.00*» < @ 23.19 Ft 55.00º 10.00mm > < @ 24.98 Ft 60.00º 45.00mm > < @ 25.43 Ft 50.00º 80.00mm > < @ 27.22 Ft 70.00º 90.00mm > < @ 27.53 Ft 60.00º 50.00mm >

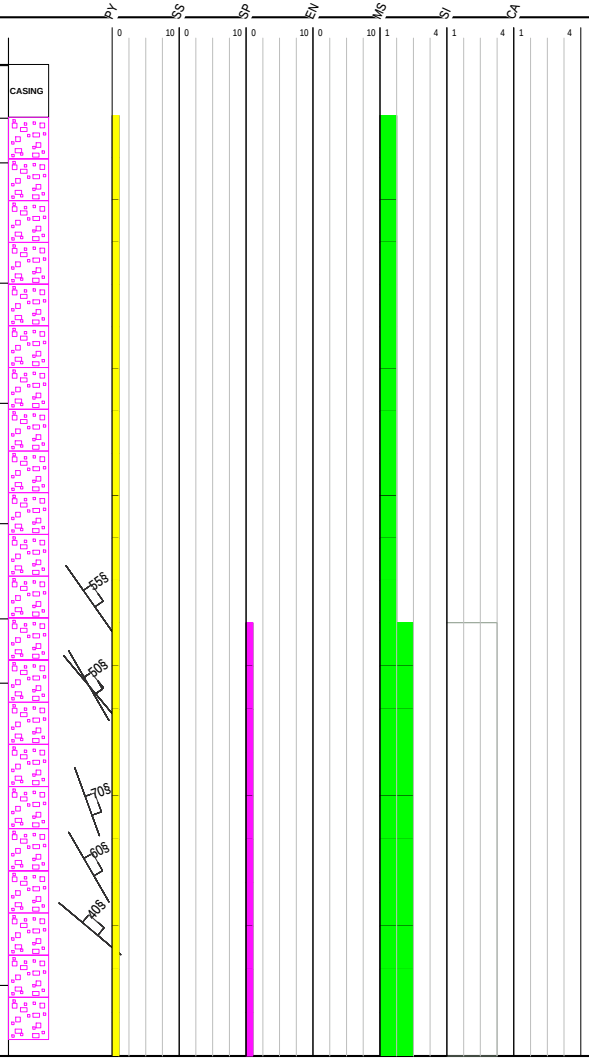

From	To	Width	Sample	Au ppm	Ag ppm	Cu ppm	Pb ppm	Zn ppm
3.10	5.40	2.30	L560575	-0.01	-0.20	32	21	135
5.40	7.90	2.50	L560576	0.04	0.40	47	274	701
7.90	10.40	2.50	L560577	0.03	0.20	66	293	320
10.40	12.92	2.52	L560578	-0.01	-0.20	30	20	89
12.92	15.42	2.50	L560579	-0.01	-0.20	20	17	91
15.42	17.92	2.50	L560580	0.01	0.30	47	35	179
17.92	20.42	2.50	L560581	-0.01	-0.20	10	15	84
20.42	22.92	2.50	L560582	-0.01	0.40	28	79	196
22.92	23.92	1.00	L560583	-0.01	0.40	16	163	104
23.92	24.92	1.00	L560586	0.03	1.10	33	368	321
24.92	25.92	1.00	L560587	0.15	6.70	116	1365	2200
25.92	26.92	1.00	L560588	0.02	0.30	9	57	87
26.92	27.92	1.00	L560589	0.15	8.90	191	2210	6220
27.92	28.92	1.00	L560590	0.38	29.50	355	4670	13600
28.92	29.92	1.00	L560591	0.38	35.30	343	202	240
29.92	30.93	1.01	L560592	0.43	35.40	2190	559	3960
30.93	31.93	1.00	L560593	0.79	38.60	2330	475	2300
31.93	32.93	1.00	L560594	0.37	40.50	4170	428	1030
32.93	34.38	1.45	L560595	0.09	3.50	71	799	3650

Project: THORN2011 **Hole Number:** THN11-48

From	To	Rocktype	& Description
			« 28.14- 28.16 sphalerite-galena vein 45.00° 15.00mm»< @ 28.53 talc on slip surface fault 40.00° 4.00mm >
			« 29.07- 29.20 pyrite veining 70.00°»
			« 30.55- 30.63 pyrite-sphalerite-galena veining and bleb 45.00°»
			« 31.75- 32.08 pyrite-enargite (siliceous halo) veining and blebs » < @ 33.38 Ft 65.00° 40.00mm >
34.38	83.72	uKPO1	THORN STOCK - light greenish-grey, coarse-grained, feldspar-qtz-biotite porphyry. Disseminated pyrite throughout. Chlorite-sericite altered; occasional calcite veining throughout. Fault at base of unit.
			« chl 2.00*»
			« ser 2.00*»
			« pyr 1.00%» < @ 36.50 calcite veins 30.00° >< @ 44.94 calcite vein 60.00° 4.00mm >< @ 51.42 calcite vein 80.00° 5.00mm >< @ 53.87 calcite vein 55.00° 5.00mm >< @ 63.69 calcite vein 60.00° 4.00mm >< @ 65.41 calcite vein 80.00° 5.00mm >< @ 65.72 calcite vein 55.00° 5.00mm >< @ 75.93 calcite vein 50.00° 8.00mm >< @ 77.11 calcite vein 20.00° 120.00mm >



From	To	Width	Sample	Au ppm	Ag ppm	Cu ppm	Pb ppm	Zn ppm
34.38	35.38	1.00	L560596	-0.01	0.50	28	84	105
35.38	37.90	2.52	L560597	-0.01	0.20	25	13	62
37.90	40.40	2.50	L560598	-0.01	0.20	20	21	55
40.40	42.90	2.50	L560599	-0.01	-0.20	15	20	55
42.90	45.40	2.50	L560600	-0.01	-0.20	10	18	45
45.40	47.90	2.50	L560601	-0.01	-0.20	9	16	50
47.90	50.40	2.50	L560602	-0.01	-0.20	12	70	276
50.40	52.90	2.50	L560603	-0.01	-0.20	28	14	56
52.90	55.42	2.52	L560604	-0.01	-0.20	14	14	50
55.42	57.94	2.52	L560608	-0.01	0.20	16	12	51
57.94	60.44	2.50	L560609	-0.01	-0.20	16	14	43
60.44	62.94	2.50	L560610	-0.01	-0.20	13	11	45
62.94	65.44	2.50	L560611	-0.01	-0.20	8	16	42
65.44	67.94	2.50	L560612	-0.01	-0.20	2	17	44
67.94	70.44	2.50	L560613	-0.01	-0.20	5	15	40
70.44	72.94	2.50	L560614	-0.01	-0.20	6	12	41
72.94	75.44	2.50	L560615	-0.01	-0.20	17	17	55
75.44	77.94	2.50	L560616	-0.01	-0.20	14	17	48
77.94	80.44	2.50	L560617	-0.01	-0.20	22	12	56
80.44	82.94	2.50	L560618	-0.01	0.20	16	27	60
82.94	83.72	0.78	L560619	0.01	0.40	55	21	424

Project: THORN2011 **Hole Number:** THN11-48

From	To	Rocktype	& Description
83.72	128.58	uKPO3	THORN STOCK - light white-grey colour, medium- to coarse-grained, feldspar-qtz-biotite porphyry. Disseminated pyrite throughout. Sericite-clay-silica altered; common pyrite-sulphosalt mineralization throughout. Faulting occurs locally.; very broken core from 100.80 - 102.50 m. « ser 3.00*» « cly 2.00*» « sil 3.00*» « pyr 1.00%» « enr 1.00%» « ten 0.50%» < @ 83.70 Ft 55.00° 55.00mm > < @ 85.00 Ft 70.00° 180.00mm > « 85.58- 85.78 pyrite-enargite vein 30.00° 200.00mm» < @ 86.83 Ft 60.00° 40.00mm > < @ 90.50 Ft 70.00° 130.00mm > < @ 90.76 Ft 45.00° 40.00mm > < @ 91.80 Ft 55.00° 100.00mm > « 87.75- 87.90 pyrite-enargite blebs and veins » « 89.45- 90.15 pyrite-enargite (siliceous halo) veins and blebs » « 92.76- 93.05 pyrite-enargite-tennanite veins and blebs » < @ 97.55 Ft 35.00° 100.00mm > < @ 49.85 Ft 25.00° 170.00mm > « 108.35- 108.40 pyrite-enargite? vein »

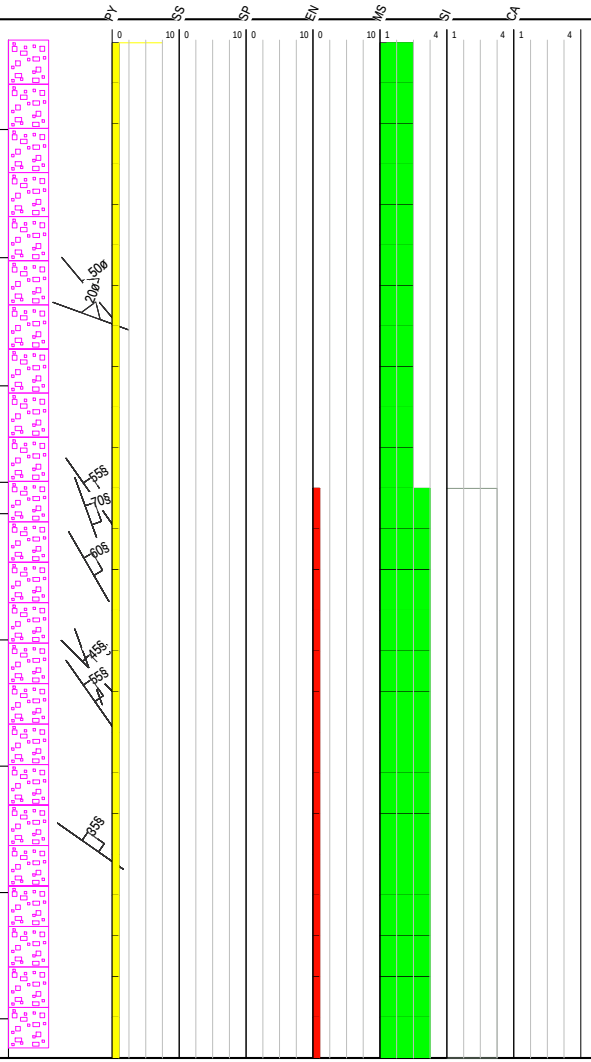

From	To	Width	Sample	Au ppm	Ag ppm	Cu ppm	Pb ppm	Zn ppm
83.72	84.77	1.05	L560620	0.09	0.90	25	361	819
84.77	85.81	1.04	L560621	1.85	109.00	9680	722	2270
85.81	86.79	0.98	L560622	0.15	3.10	100	62	208
86.79	87.79	1.00	L560623	0.19	12.70	783	58	1130
87.79	88.79	1.00	L560624	0.10	6.20	665	9	418
88.79	89.79	1.00	L560625	0.53	36.40	4070	46	661
89.79	90.76	0.97	L560626	0.86	8.80	836	72	688
90.76	91.76	1.00	L560629	0.32	13.50	1460	43	429
91.76	92.76	1.00	L560630	0.34	12.10	1155	115	1090
92.76	93.75	0.99	L560631	0.29	9.40	890	92	3210
93.75	94.75	1.00	L560632	0.23	19.10	2350	89	400
94.75	95.75	1.00	L560633	0.20	5.20	347	85	67
95.75	96.75	1.00	L560634	0.28	9.80	82	606	2080
96.75	97.75	1.00	L560635	0.07	7.80	117	1520	2050
97.75	98.75	1.00	L560636	0.04	3.70	45	464	1840
98.75	99.75	1.00	L560637	0.03	2.90	42	877	1260
99.75	100.70	0.95	L560638	0.11	3.40	36	1950	3430
100.70	102.50	1.80	L560639	0.20	8.30	79	1680	3710
102.50	103.55	1.05	L560640	0.01	1.30	32	470	225
103.55	106.05	2.50	L560641	0.02	1.60	28	443	498
106.05	107.05	1.00	L560642	0.01	0.80	12	90	319
107.05	108.05	1.00	L560643	0.06	1.70	13	520	1685

Project: THORN2011 **Hole Number:** THN11-48

From	To	Rocktype & Description
« 108.94- 190.00 pyrite vein »		
« 117.56- 117.96 pyrite-enargite (siliceous halo) veins and blebs »		
« 125.09- 125.35 pyrite-enargite (siliceous halo) veins and blebs »		
« 126.85- 126.97 pyrite-enargite (siliceous halo) vein »		
« 127.20- 127.55 pyrite-enargite veins and blebs »		
128.58	180.45	uKPO1
THORN STOCK - light grey, (locally green where chlorite alteration is strong), coarse-grained feldspar-qtz-biotite porphyry. Disseminated pyrite throughout. Moderate sericite alteration, weak chlorite, local clay associated with faults. Sporadic randomly oriented calcite veins throughout. Rare pyrite-sulphosalt mineralized zones.		
« ser 2.00*»		
« chl 1.00*»		
« cly 1.00*»		
« pyr 1.00%»		
« enr 0.10%»		
< @ 131.68 calcite-filled fault 4.00° 25.00mm > < @ 132.38 Ft 60.00° 16.00mm >		
< @ 138.05 pyrite-enargite vein 30.00° 2.00mm > < @ 145.12 Ft 50.00° 70.00mm >		
< @ 148.94 Ft 45.00° 55.00mm >		
« 165.52- 165.75 calcite vein » < @ 166.16 calcite vein 60.00° 20mm > < @ 175.33 Ft 65.00° 50.00mm > < @ 175.97 pyrite-enargite vein 45.00° 2.00mm >< @ 176.57 pyrite (enargite?) vein 40.00° 4.00mm >		

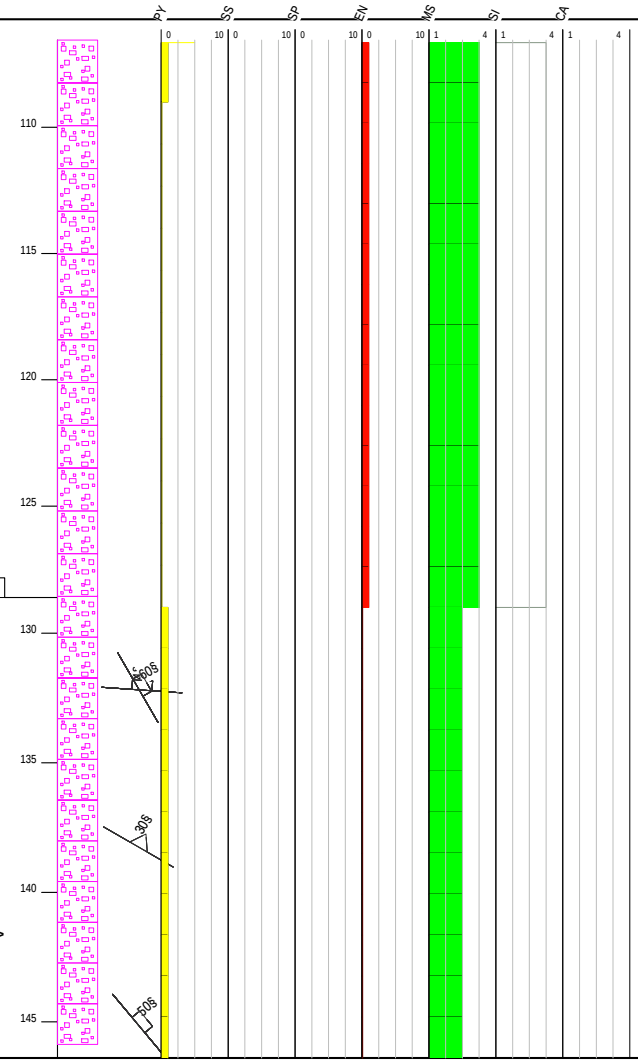

From	To	Width	Sample	Au ppm	Ag ppm	Cu ppm	Pb ppm	Zn ppm
108.05	109.05	1.00	L560644	1.13	32.40	592	330	270
109.05	110.05	1.00	L560645	0.08	7.20	115	1690	3420
110.05	111.05	1.00	L560646	0.06	5.90	72	1075	2820
111.05	112.05	1.00	L560647	0.06	3.80	82	75	27
112.05	113.08	1.03	L560651	0.05	0.50	16	23	160
113.08	114.08	1.00	L560652	0.16	2.20	26	52	43
114.08	115.08	1.00	L560653	0.18	3.20	78	76	69
115.08	116.08	1.00	L560654	0.27	12.00	583	73	342
116.08	117.08	1.00	L560655	0.14	14.40	193	163	192
117.08	118.08	1.00	L560656	0.40	6.00	257	91	166
118.08	119.08	1.00	L560657	0.23	8.10	136	117	176
119.08	120.08	1.00	L560658	0.10	11.70	145	875	2160
120.08	121.08	1.00	L560659	0.10	7.10	87	3260	6730
121.08	122.08	1.00	L560660	0.09	2.00	70	88	627
122.08	123.08	1.00	L560661	0.06	1.70	107	40	242
123.08	124.05	0.97	L560662	0.16	2.00	25	67	108
124.05	125.09	1.04	L560663	0.10	1.40	40	44	200
125.09	126.58	1.49	L560664	0.19	6.30	87	720	4250
126.58	127.55	0.97	L560665	0.49	24.90	2280	839	6230
127.55	128.58	1.03	L560666	0.01	0.70	21	374	275
128.58	129.63	1.05	L560667	-0.01	0.30	31	123	96
129.63	130.68	1.05	L560668	-0.01	-0.20	12	13	58
130.68	131.63	0.95	L560669	-0.01	0.20	16	21	92
131.63	132.60	0.97	L560672	0.01	0.50	36	49	109
132.60	134.60	2.00	L560673	0.01	0.70	20	39	171
134.60	135.60	1.00	L560674	0.03	0.50	18	69	86
135.60	136.60	1.00	L560675	-0.01	-0.20	22	16	92
136.60	137.62	1.02	L560676	-0.01	-0.20	14	14	66
137.62	138.62	1.00	L560677	0.08	16.70	22	193	123
138.62	139.62	1.00	L560678	0.14	5.10	65	643	1085
139.62	140.62	1.00	L560679	0.04	5.70	165	101	183
140.62	141.62	1.00	L560680	0.02	0.40	16	59	100
141.62	142.62	1.00	L560681	0.04	-0.20	13	24	77
142.62	143.62	1.00	L560682	-0.01	-0.20	11	14	73
143.62	144.62	1.00	L560683	0.01	-0.20	12	29	51
144.62	145.62	1.00	L560684	0.22	-0.20	8	35	78
145.62	146.62	1.00	L560685	-0.01	-0.20	17	12	105
146.62	147.62	1.00	L560686	-0.01	-0.20	13	15	102

Project: THORN2011 **Hole Number:** THN11-48

From	To	Rocktype & Description
		« 176.73- 176.85 gouge and calcite-filled fault 40.00º 120.00mm» < @ 177.38 gouge and calcite-filled fault 35.00º 20.00mm >< @ 178.22 enargite blebs in calcite vein 50.00º 2.00mm > « 179.00- 180.45 enargite blebs 1.00%»
180.45	188.06	uKPO1
		THORN STOCK - Light whitish-gray, coarse-grained porphyry. Moderately sericite-clay altered, with silicified zones throughout. Local pyrite-enargite mineralization as discrete blebs and veins.
		« ser 2.00*»



From	To	Width	Sample	Au ppm	Ag ppm	Cu ppm	Pb ppm	Zn ppm
147.62	148.62	1.00	L560687	0.04	0.60	20	193	582
148.62	149.62	1.00	L560688	-0.01	-0.20	15	21	59
149.62	150.62	1.00	L560689	-0.01	-0.20	12	17	79
150.62	151.62	1.00	L560690	-0.01	-0.20	14	15	58
151.62	152.66	1.04	L560694	-0.01	-0.20	17	14	54
152.66	153.60	0.94	L560695	0.01	-0.20	23	18	52
153.60	154.60	1.00	L560696	-0.01	-0.20	23	15	42
154.60	155.60	1.00	L560697	0.01	0.40	23	36	70
155.60	156.60	1.00	L560698	0.01	0.40	24	38	50
156.60	157.58	0.98	L560699	0.01	0.60	8	95	186
157.58	158.55	0.97	L560700	-0.01	0.40	19	36	43
158.55	159.52	0.97	L560701	-0.01	0.40	10	39	81
159.52	160.52	1.00	L560702	-0.01	0.30	13	21	66
160.52	161.52	1.00	L560703	-0.01	0.30	22	24	63
161.52	162.52	1.00	L560704	-0.01	0.50	17	23	41
162.52	163.52	1.00	L560705	-0.01	0.90	18	21	65
163.52	164.52	1.00	L560706	-0.01	1.70	19	49	99
164.52	165.52	1.00	L560707	0.18	1.70	22	304	397
165.52	166.52	1.00	L560708	0.12	3.00	33	376	402
166.52	167.50	0.98	L560709	0.03	0.70	24	143	126
167.50	168.50	1.00	L560710	-0.01	0.50	23	18	56
168.50	169.48	0.98	L560711	-0.01	0.30	17	14	61
169.48	170.48	1.00	L560712	-0.01	0.30	16	21	36
170.48	171.48	1.00	L560715	-0.01	0.30	60	19	61
171.48	172.48	1.00	L560716	-0.01	0.30	16	20	45
172.48	173.48	1.00	L560717	-0.01	0.20	11	35	35
173.48	174.47	0.99	L560718	-0.01	2.00	49	206	383
174.47	175.47	1.00	L560719	-0.01	2.40	18	287	353
175.47	176.47	1.00	L560720	0.02	1.90	38	361	735
176.47	177.48	1.01	L560721	0.10	1.50	52	349	762
177.48	178.47	0.99	L560722	0.02	0.50	32	187	445
178.47	179.45	0.98	L560723	-0.01	2.90	63	543	671
179.45	180.45	1.00	L560724	-0.01	0.90	28	796	260
180.45	181.45	1.00	L560725	0.13	3.70	151	432	1405
181.45	182.43	0.98	L560726	0.02	3.30	86	549	2180
182.43	183.48	1.05	L560727	0.04	1.90	49	66	293
183.48	184.48	1.00	L560728	0.05	2.30	73	27	25
184.48	185.48	1.00	L560729	0.06	1.80	55	74	1235
185.48	186.33	0.85	L560730	-0.01	1.10	18	534	379

Project: THORN2011 **Hole Number:** THN11-48

From	To	Rocktype	& Description
			« cly 2.00*»
			« sil 3.00*»
			« pyr 2.00%»
			« enr 1.00%»
			« 181.10- 181.24 pyrite-enagite blebs in silica alteration 60.00°» < @ 182.94 Ft 183.15-30.00° 21.00mm >
			« 183.95- 184.27 siliceous vein 45.00°» < @ 186.00 Ft 65.00° 12.00mm >
			« 187.12- 187.70 gouge and calcite-filled fault (enargite blebs at top) 18.00°»
188.06	202.55	uKPO1	THORN STOCK - Light grey, coarse-grained, moderately sericite altered, weakly clay altered porphyry. Disseminated pyrite throughout.
			« ser 2.00*»
			« cly 1.00*»
202.55	202.92	FELS	FELSIC DYKE - fine-grained, altered felsic dyke; breccia at top of unit has a dark grey matrix with variable clasts. Upper contact is 50 degrees TCA, lower contact is 30 degrees TCA.
202.92	211.05	uKPO3	THORN STOCK - light whitish-grey, fine-coarse-grained, sericite-clay-silica altered, pyrite-enargite mineralized porphyry. The mineralization occurs as discrete blebs and veins throughout the altered zone. Breccia zone near base of unit.
			« ser 3.00*»
			« cly 2.00*»
			« sil 3.00*»
			« pyr 5.00%»



From	To	Width	Sample	Au ppm	Ag ppm	Cu ppm	Pb ppm	Zn ppm
186.33	187.30	0.97	L560731	0.01	2.20	20	526	1155
187.30	188.32	1.02	L560732	0.02	3.00	41	553	1535
188.32	189.32	1.00	L560733	-0.01	0.40	13	69	51
189.32	190.32	1.00	L560737	-0.01	-0.20	4	29	25
190.32	191.32	1.00	L560738	-0.01	0.50	22	21	49
191.32	192.32	1.00	L560739	-0.01	0.20	27	18	70
192.32	193.80	1.48	L560740	-0.01	0.30	10	47	134
193.80	195.27	1.47	L560741	0.01	0.50	14	80	122
195.27	196.77	1.50	L560742	-0.01	0.40	33	87	178
196.77	198.27	1.50	L560743	-0.01	0.60	33	94	118
198.27	199.78	1.51	L560744	-0.01	0.40	5	33	24
199.78	201.28	1.50	L560745	-0.01	0.60	20	154	188
201.28	202.28	1.00	L560746	-0.01	0.40	6	45	53
202.28	203.30	1.02	L560747	-0.01	1.00	33	262	165
203.30	205.61	2.31	L560748	-0.01	2.30	73	135	464
205.61	206.61	1.00	L560749	-0.01	0.50	8	24	143
206.61	207.61	1.00	L560750	0.02	1.10	61	27	55
207.61	208.61	1.00	L560751	0.02	1.10	62	26	53
208.61	210.05	1.44	L560752	0.01	0.60	14	24	11
210.05	211.05	1.00	L560753	-0.01	0.40	15	30	109

Project: THORN2011 **Hole Number:** THN11-48

From	To	Rocktype	& Description
			« enr 2.00%»
			« 211.50- 211.70 BRXX »
211.05	214.58	FELS	
			FELSIC DYKE - light greenish-grey, very fine-grained, felsic dyke. Upper contact is 30 degrees TCA, lower contact is 50 degrees TCA.
214.58	230.46	uKPO1	
			THORN STOCK - light grey, coarse-grained, feldspar-qtz-biotite porpyry. Moderate sericite alteration; sporadic, weak clay alteration. Minor enargite blebs locally.
			« ser 2.00*»
			« cly 1.00*»
			« pyr 1.00%»
			« enr 0.50%»
230.46	234.74	KTIN2	
			BASALT - dark green, medium- to coarse-grained basaltic dyke. Upper contact is 70 degrees TCA, lower contact is 80 degrees TCA.
234.74	236.58	uKPO1	
			THORN STOCK - as previous, minor chlorite alteration.
			« ser 2.00*»
			« cly 1.00*»
			« chl 1.00*»
236.58	247.56	KTIN2	
			BASALT - dark green, fine- to coarse-grained basaltic dyke; chill margins apparent. Local randomly oriented calcite veining throughout, and feldspar phenocrysts have been calcite-replaced.



From	To	Width	Sample	Au ppm	Ag ppm	Cu ppm	Pb ppm	Zn ppm
211.05	212.83	1.78	L560754	-0.01	0.70	44	118	97
212.83	214.58	1.75	L560755	-0.01	0.50	43	42	106
214.58	215.58	1.00	L560758	-0.01	1.00	49	211	324
215.58	216.58	1.00	L560759	-0.01	1.00	29	67	206
216.58	217.53	0.95	L560760	-0.01	1.70	26	206	299
217.53	218.54	1.01	L560761	-0.01	1.00	51	208	363
218.54	219.54	1.00	L560762	0.01	1.70	79	422	810
219.54	220.54	1.00	L560763	-0.01	0.40	11	49	60
220.54	221.59	1.05	L560764	-0.01	0.70	15	69	157
221.59	222.59	1.00	L560765	-0.01	0.70	27	102	134
222.59	223.59	1.00	L560766	-0.01	1.00	38	146	268
223.59	224.59	1.00	L560767	-0.01	1.90	51	551	1405
224.59	225.59	1.00	L560768	-0.01	2.20	18	399	699
225.59	226.59	1.00	L560769	-0.01	0.60	16	79	65
226.59	227.59	1.00	L560770	-0.01	0.70	24	161	203
227.59	228.59	1.00	L560771	-0.01	0.40	19	163	274
228.59	229.59	1.00	L560772	0.01	0.50	26	101	90
229.59	230.46	0.87	L560773	-0.01	0.40	12	53	71
230.46	234.74	4.28	L560774	-0.01	-0.20	32	9	108
234.74	236.58	1.84	L560775	0.01	4.80	63	393	727
236.58	238.42	1.84	L560776	-0.01	-0.20	31	13	105
238.42	241.62	3.20	L560780	-0.01	-0.20	33	13	111
241.62	244.12	2.50	L560781	-0.01	-0.20	36	16	119
244.12	246.62	2.50	L560782	-0.01	-0.20	36	12	112
246.62	247.56	0.94	L560783	-0.01	-0.20	37	14	144

Project: THORN2011 **Hole Number:** THN11-48

From	To	Rocktype	& Description
247.56	254.82	uKPO3	THORN STOCK - light whitish-grey, medium- to coarse-grained, sericite-clay altered porphyry. Disseminated pyrite throughout. Rare pyrite-enargite mineralization. « ser 2.00*» « cly 1.00*» « pyr 1.00%» « enr 0.01%»
254.82	257.27	KTIN2	BASALT - as previous.
257.27	259.17	uKPO3	THORN STOCK - as previous; weakly silicified. « ser 2.00*» « cly 1.00*» « sil 1.00*» « pyr 1.00%» « enr 0.01%»
259.17	262.02	KTIN2	BASALT - as previous
262.02	262.52	FALT	FAULT - composed of Thorn Stock at top, and altered rhyolite at base.
262.52	266.55	FELS	FELSIC DYKE - light greenish-grey, very fine-grained, chlorite altered rhyolite. Common calcite veins throughout.
266.55	276.45	uKPO3	THORN STOCK - light whitish-grey, medium- to coarse-grained, sericite(-clay) altered porphyry. Disseminated pyrite throughout; occasional pyrite veining, trace enargite. Faulting near base. EOH. « ser 2.00*» « cly 1.00*» « pyr 2.00%» « enr 0.01%»



From	To	Width	Sample	Au ppm	Ag ppm	Cu ppm	Pb ppm	Zn ppm
247.56	248.56	1.00	L560784	-0.01	1.10	19	432	354
248.56	249.56	1.00	L560785	0.01	1.40	14	760	523
249.56	250.56	1.00	L560786	0.02	2.10	63	334	866
250.56	251.56	1.00	L560787	0.01	0.80	24	220	219
251.56	252.56	1.00	L560788	-0.01	0.70	20	177	148
252.56	253.56	1.00	L560789	0.02	1.80	39	331	1590
253.56	254.82	1.26	L560790	0.05	2.70	45	805	4130
254.82	257.27	2.45	L560791	-0.01	-0.20	29	10	136
257.27	259.17	1.90	L560792	0.02	2.70	58	390	681
259.17	262.02	2.85	L560793	-0.01	-0.20	30	9	131
262.02	263.03	1.01	L560794	0.02	0.40	26	163	390
263.03	264.82	1.79	L560795	0.02	0.20	49	21	120
264.82	266.55	1.73	L560796	0.02	-0.20	32	23	148
266.55	267.55	1.00	L560797	0.01	1.80	42	454	690
267.55	268.55	1.00	L560798	0.01	2.30	20	719	1520
268.55	269.55	1.00	L560801	0.01	2.10	100	602	848
269.55	270.55	1.00	L560802	0.03	3.60	53	1220	2150
270.55	271.55	1.00	L560803	0.05	3.10	64	708	1420
271.55	272.55	1.00	L560804	0.05	2.70	103	1095	2700
272.55	273.55	1.00	L560805	0.04	5.10	67	1970	2460
273.55	274.55	1.00	L560806	0.04	3.90	195	383	770
274.55	275.48	0.93	L560807	0.15	9.50	832	286	206

Project: THORN2011 **Hole Number:** THN11-48

From	To	Rocktype & Description
		< @ 265.66 Ft 45.00º 140.00mm > < @ 275.41 pyrite-enargite vein 40.00º 8.00mm
		>< @ 275.53 pyrite-enargite vein 45.00º 18.00mm >
276.45	276.45	EOH

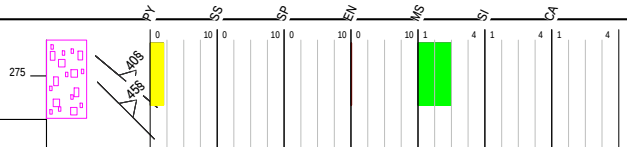

From	To	Width	Sample	Au ppm	Ag ppm	Cu ppm	Pb ppm	Zn ppm
275.48	276.45	0.97	L560808	0.04	4.10	105	236	179

Drill Log Legend

BRXX

CASN

FALT

FELS

Fj

Flg

Fr

Ft

KTIN2

Sz

V

Vbx

bed

cont

uKPO1

uKPO3

DRILL LOG

Project: Thorn	**Collar Elevation (m):** 738.0
Hole THN11-49	**Azimuth (º):** 140
Location: 6491680 m North, 628007 m East	**Dip (º):** -50.0
Logged by: W.Carter	**Length (m):** 202.08
Drilled by: Full Force	**Horizontal Projection:**
Assayed by: ALS Chemex	**Vertical Projection:**
Core Size: NQ2	**Objective** Test a north-northwest-trending IP chargeability anomaly in the Lagavulin/Camp Creek area ~95 m N-NW of 86-1 and -2, and 175 m N-NW of THN04-32.
Date Started: 2011/07/18 **Date Completed:** 2011/07/20	
Dip Tests By: Reflex	

Summary Log:

0.00 - 16.25 m: Casing in overburden
16.25 - 88.52 m: Thorn Stock - pyrite-sulphosalt mineralization associated with siliceous alteration from 67.40 - 69.45 m.
88.52 - 95.80 m: Andesite
95.80 - 146.66 m: Thorn Stock
146.66 - 152.86 m: Rhyolite
152.86 - 155.26 m: Thorn Stock
155.26 - 157.92 m: Rhyolite
157.92 - 192.15 m: Thorn Stock - cave at 167.94 - 168.20 m
192.15 - 193.79 m: Basalt
193.79 - 199.10 m: Thorn Stock
199.10 - 202.08 m: No Core Recovered - hit a void, sent the barrel down 5 times, no recovery, tried drilling a bit more, no recovery. Assumed Thorn Stock.
EOH

Downhole surveys:

Depth	Dip	Azimuth
0.00	-50.00	140.00
50.00	-48.80	132.80
100.00	-48.80	131.80
150.00	-49.00	133.80
200.00	-49.20	135.20

Project: THORN2011 **Hole Number:** THN11-49

From	To	Rocktype	Description
0.00	6.01	CASN	CASING - no core
6.01	16.25	OVBN	OVERBURDEN - sand, gravel, and rocks (pebbles to boulders of various lithologies).
16.25	21.92	uKPO3	THORN STOCK - light whitish-grey, coarse-grained, feldspar-qtz-biotite porphyry; disseminate pyrite cubes throughout. Moderate sericite-clay alteration, faulting throughout, up to 5% pyrite-enargite veins and blebs throughout. « ser 2.00*» « cly 2.00*» « pyr 5.00%» « enr 1.00%» < @ 17.15 Ft 40.00-50.00° 16.00mm > < @ 17.65 Ft 40.00° 10.00mm > < @ 18.73 pyrite-enargite vein 45.00° 2.00mm >< @ 18.76 pyrite-enargite vein 45.00° 1.00mm > < @ 19.61 Ft 40.00° 10.00mm > < @ 20.78 Ft 35.00° 40.00mm >
21.92	41.32	uKPO1	THORN STOCK - medium greenish-grey, coarse-grained feldspar-qtz-biotite porphyry with disseminated pyrite cubes throughout. Weakly sericite-chlorite altered; minor calcite veining and faulting; rare pyrite-enargite veining/blebs. « ser 1.00*» « chl 1.00*» « pyr 1.00%» « enr 0.5%»



From	To	Width	Sample	Au ppm	Ag ppm	Cu ppm	Pb ppm	Zn ppm
16.25	18.90	2.65	L560809	0.04	0.30	16	49	147
18.90	19.92	1.02	L560810	0.36	4.30	32	1190	1595
19.92	20.92	1.00	L560811	0.02	-0.20	18	18	66
20.92	21.92	1.00	L560812	0.06	0.50	18	102	349
21.92	23.43	1.51	L560813	0.01	-0.20	13	7	46
23.43	25.93	2.50	L560814	0.03	0.20	17	24	64
25.93	28.43	2.50	L560815	0.04	0.20	10	24	69
28.43	29.43	1.00	L560816	0.06	0.50	13	126	277
29.43	30.39	0.96	L560817	0.06	0.80	10	78	117
30.39	31.39	1.00	L560818	0.03	-0.20	3	25	46
31.39	33.83	2.44	L560819	0.01	-0.20	13	31	68
33.83	36.32	2.49	L560823	0.01	0.30	20	16	44
36.32	38.82	2.50	L560824	-0.01	-0.20	24	10	33
38.82	41.32	2.50	L560825	0.02	-0.20	24	14	36

Project: THORN2011 **Hole Number:** THN11-49

From	To	Rocktype	& Description
			< @ 27.00 Ft 10.00º 2.00mm > < @ 40.76 Ft 15.00º 1.00mm >
41.32	88.52	uKPO3	THORN STOCK - light whitish-grey, coarse-grained feldspar-qtz-biotite porphyry; disseminated pyrite cubes throughout. Moderate to strongly sericite-clay altered, intensely silica altered locally. Pyrite-enargite mineralization throughout, typically associated with the siliceous zones (52.22 - 73.55 m). Faulting common throughout. The most mineralized zone from 67.40 - 69.45 m, is dominated by pyrite crystals (up to 5 mm across) densely spaced in a siliceous alteration zone. Rare tennanite-enargite veining.
			« ser 3.00*»
			« cly 2.00*»
			« pyr 5.00%»
			« enr 1.00%»
			« ten 0.01%»
			« sil 3.00*»
			« 52.22- 73.55 siliceous veining »
			< @ 43.42 Ft 40.00º 10.00mm > < @ 51.56 Ft 30.00º 2.00mm > < @ 51.22 Ft 75.00º 170.00mm >
			« 52.09- 52.18 gouge-filled (siliceous band top 1.5cm) fault 80.00º 9.00mm»
			« 52.42- 52.52 enargite blebs in siliceous vein 8.00º» < @ 52.62 Ft 70.00º 60.00mm >
			« 52.79- 52.90 vuggy, siliceous vein 80.00º» < @ 57.46 Ft 65.00º 210.00mm > < @ 57.80 Ft 70.00º 18.00mm >
			« 64.92- 65.30 pyrite(-enargite) in siliceous halo veins and blebs 20.00-2.00%»
			« 67.02- 69.60 pyrite(-enargite) in siliceous halo veins and blebs 25.00-2.00%»
			« 72.86- 72.90 pyrite(-enargite) in siliceous halo vein 60°» < @ 75.50 tennanite-enargite vein 10.00° 1.00mm > < @ 82.15 tennanite-enargite vein



From	To	Width	Sample	Au ppm	Ag ppm	Cu ppm	Pb ppm	Zn ppm
41.32	42.32	1.00	L560826	0.03	0.20	10	16	39
42.32	43.32	1.00	L560827	0.04	0.30	11	27	37
43.32	44.35	1.03	L560828	0.21	1.50	18	160	373
44.35	45.35	1.00	L560829	0.02	0.20	14	16	41
45.35	46.35	1.00	L560830	0.01	0.30	8	12	38
46.35	47.35	1.00	L560831	-0.01	0.50	10	47	60
47.35	48.35	1.00	L560832	0.02	0.60	22	30	30
48.35	49.35	1.00	L560833	0.04	0.50	13	20	57
49.35	50.35	1.00	L560834	0.06	1.40	18	260	535
50.35	51.38	1.03	L560835	0.16	2.50	33	1360	2450
51.38	52.38	1.00	L560836	0.34	3.70	76	1090	2460
52.38	53.38	1.00	L560837	0.30	6.90	183	136	80
53.38	54.38	1.00	L560838	0.23	4.00	198	81	116
54.38	55.35	0.97	L560839	0.63	3.60	131	200	208
55.35	56.35	1.00	L560840	0.43	11.00	615	258	109
56.35	57.35	1.00	L560841	0.43	6.70	178	241	69
57.35	58.35	1.00	L560844	0.64	7.10	146	837	1460
58.35	59.35	1.00	L560845	1.12	14.30	460	295	302
59.35	60.35	1.00	L560846	0.68	8.90	388	555	98
60.35	61.35	1.00	L560847	0.32	3.60	154	432	46
61.35	62.35	1.00	L560848	0.63	12.60	1415	870	235
62.35	63.35	1.00	L560849	1.36	7.20	526	585	125
63.35	64.35	1.00	L560850	0.94	6.30	469	478	87
64.35	65.39	1.04	L560851	2.19	45.80	1765	326	201
65.39	66.39	1.00	L560852	0.30	4.80	155	212	40
66.39	67.39	1.00	L560853	0.64	8.50	400	91	30
67.39	68.39	1.00	L560854	5.87	66.40	2810	209	146
68.39	69.39	1.00	L560855	2.74	38.10	2590	135	508
69.39	70.39	1.00	L560856	0.65	19.70	1585	71	939
70.39	71.39	1.00	L560857	0.11	2.80	103	65	347
71.39	72.39	1.00	L560858	0.13	1.70	50	28	210

Project: THORN2011 **Hole Number:** THN11-49

From	To	Rocktype	& Description
			15.00° 2.00mm >< @ 84.27 pyrite(-enargite) vein 60.00° 10.00mm >
88.52	95.80	KTIN2	ANDESITE - dark green, medium-grained andesitic dyke; common randomly oriented calcite veins throughout. Upper contact is 65 degrees TCA, lower contact is 45 degrees TCA.
95.80	146.66	uKPO3	THORN STOCK - light whitish-grey, coarse-grained feldspar-qtz-biotite porphyry. Moderately sericite-clay altered; common faulting; minor pyrite-enargite mineralization. Locally intruded by dark green, fine-grained basaltic dykes. Very broken core from 116.05 - 121.70 m. « ser 2.00*» « cly 2.00*» « pyr 1.00%» < @ 99.23 Ft 70.00º 30.00mm > < @ 102.94 Ft 75.00º 210.00mm > < @ 103.45 Ft 75.00º 130.00mm > < @ 104.74 Ft 40.00º 160.00mm > « 98.53- 98.61 BSLT » « 106.70- 106.99 BSLT » « 109.03- 109.61 BSLT »< @ 112.52 pyrite (enargite?) vein 5.00° 1.00mm >< @ 126.63 vuggy quartz vein 45° 4mm >< @ 133.43 vuggy quartz vein 30° 3mm >< @ 133.47 vuggy quartz vein 60° 5mm >

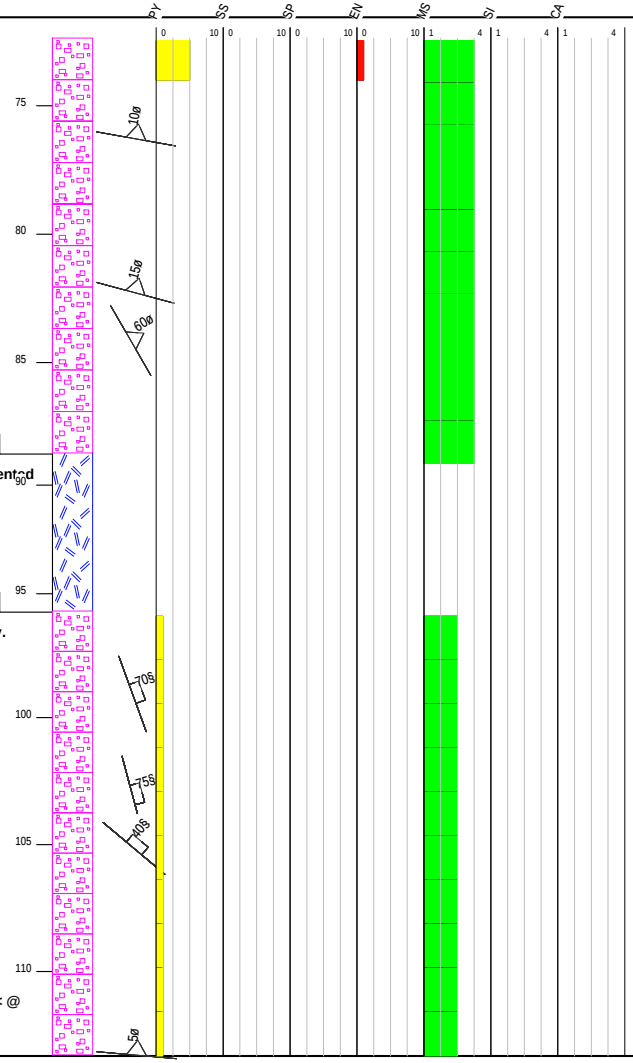

From	To	Width	Sample	Au ppm	Ag ppm	Cu ppm	Pb ppm	Zn ppm
72.39	73.39	1.00	L560859	0.43	2.60	125	61	571
73.39	74.39	1.00	L560860	0.13	8.10	88	158	384
74.39	75.39	1.00	L560861	0.07	9.80	85	2700	8180
75.39	76.40	1.01	L560862	0.03	8.00	109	4140	18500
76.40	77.40	1.00	L560866	-0.01	0.60	37	82	98
77.40	78.40	1.00	L560867	-0.01	1.00	13	214	676
78.40	79.40	1.00	L560868	-0.01	0.80	11	112	116
79.40	80.40	1.00	L560869	0.01	2.50	73	574	468
80.40	81.40	1.00	L560870	0.01	2.70	45	640	480
81.40	82.40	1.00	L560871	0.05	17.80	192	5220	14100
82.40	83.40	1.00	L560872	0.02	10.30	221	1200	2930
83.40	84.40	1.00	L560873	0.06	0.90	18	50	78
84.40	85.40	1.00	L560874	0.04	3.50	50	644	2640
85.40	86.40	1.00	L560875	0.07	2.80	28	685	1975
86.40	88.52	2.12	L560876	0.04	1.00	23	180	413
88.52	90.85	2.33	L560877	0.01	0.20	33	53	132
90.85	93.35	2.50	L560878	-0.01	0.20	45	27	152
93.35	95.80	2.45	L560879	-0.01	0.20	39	92	112
95.80	96.82	1.02	L560880	0.05	3.50	81	396	739
96.82	97.85	1.03	L560881	0.04	1.00	17	31	65
97.85	98.85	1.00	L560882	0.06	2.70	41	816	732
98.85	99.85	1.00	L560883	0.03	1.40	17	435	573
99.85	100.85	1.00	L560884	0.01	0.70	21	48	134
100.85	101.85	1.00	L560885	0.02	0.70	14	79	84
101.85	102.85	1.00	L560888	0.01	0.60	43	60	90
102.85	103.88	1.03	L560889	0.03	0.40	15	52	117
103.88	104.88	1.00	L560890	-0.01	0.50	14	113	53
104.88	105.88	1.00	L560891	-0.01	0.50	19	46	50
105.88	107.70	1.82	L560892	-0.01	0.50	17	40	46
107.70	108.77	1.07	L560893	0.02	5.10	15	1235	2780
108.77	109.70	0.93	L560894	-0.01	1.00	35	714	937
109.70	110.70	1.00	L560895	0.02	3.20	172	289	445
110.70	111.72	1.02	L560896	0.02	2.20	17	572	1410
111.72	112.72	1.00	L560897	0.01	0.30	5	47	42
112.72	113.72	1.00	L560898	0.01	0.60	8	90	93

Project: THORN2011 **Hole Number:** THN11-49

From	To	Rocktype	& Description
146.66	152.86	KTIN1	RHYOLITE - light pinky-grey, fine- to medium-grained rhyolite; calcite veining common throughout. Possible xenolith (?). « cal 2.00*»
152.86	155.26	uKPO1	THORN STOCK - light grey, coarse-grained, feldspar-qtz-biotite porphyry.



From	To	Width	Sample	Au ppm	Ag ppm	Cu ppm	Pb ppm	Zn ppm
113.72	114.72	1.00	L560899	-0.01	0.20	3	37	29
114.72	115.70	0.98	L560900	-0.01	0.30	4	70	36
115.70	116.74	1.04	L560901	-0.01	0.30	5	64	25
116.74	117.74	1.00	L560902	0.01	0.30	11	70	42
117.74	118.74	1.00	L560903	0.03	0.40	9	84	49
118.74	119.78	1.04	L560904	-0.01	0.30	18	62	29
119.78	120.78	1.00	L560905	-0.01	-0.20	4	54	24
120.78	121.78	1.00	L560906	-0.01	-0.20	7	57	19
121.78	122.78	1.00	L560910	0.01	-0.20	7	48	19
122.78	123.78	1.00	L560911	-0.01	-0.20	14	58	23
123.78	124.78	1.00	L560912	-0.01	-0.20	6	66	27
124.78	125.78	1.00	L560913	-0.01	0.20	5	61	34
125.78	126.80	1.02	L560914	-0.01	0.30	6	52	22
126.80	127.80	1.00	L560915	0.01	0.30	4	95	92
127.80	128.81	1.01	L560916	0.01	0.20	5	57	18
128.81	129.81	1.00	L560917	0.01	-0.20	8	56	20
129.81	130.80	0.99	L560918	0.02	0.20	10	68	24
130.80	131.80	1.00	L560919	-0.01	0.30	7	60	26
131.80	132.80	1.00	L560920	-0.01	0.40	11	70	19
132.80	133.80	1.00	L560921	-0.01	0.20	10	50	29
133.80	134.80	1.00	L560922	-0.01	0.40	9	44	40
134.80	135.85	1.05	L560923	-0.01	1.20	27	226	478
135.85	137.37	1.52	L560924	0.03	1.50	29	546	820
137.37	138.87	1.50	L560925	-0.01	-0.20	19	36	90
138.87	140.38	1.51	L560926	-0.01	0.20	20	38	38
140.38	141.38	1.00	L560927	-0.01	-0.20	20	42	31
141.38	142.39	1.01	L560928	-0.01	0.20	19	50	36
142.39	143.39	1.00	L560931	-0.01	0.30	22	41	57
143.39	144.39	1.00	L560932	-0.01	-0.20	4	49	30
144.39	145.39	1.00	L560933	-0.01	-0.20	8	58	39
145.39	146.66	1.27	L560934	-0.01	0.20	9	64	39
146.66	148.65	1.99	L560935	0.01	-0.20	9	22	45
148.65	150.64	1.99	L560936	-0.01	-0.20	9	15	40
150.64	152.86	2.22	L560937	-0.01	-0.20	8	22	46
152.86	153.86	1.00	L560938	-0.01	0.50	29	59	49
153.86	154.80	0.94	L560939	0.01	0.50	16	119	179

Project: THORN2011 **Hole Number:** THN11-49

From	To	Rocktype	& Description
			Moderate sericite-clay alteration; crystals are subhedral to anhedral in part. Common randomly oriented calcite veining throughout. « ser 2.00*» « cly 2.00*» « cal 2.00*» < @ 154.15 Ft 80.00° 110.00mm >
155.26	157.92	KTIN1	
			RHYOLITE - as previous
157.92	192.15	uKPO1	
			THORN STOCK - light grey, coarse-grained feldspar-qtz-biotite porphyry. Disseminated pyrite throughout. Weak to moderate sericite-clay alteration; occasional calcite veining throughout. Minor faulting. *Cave from 167.94 - 168.20 m; poor recovery, mostly basaltic lithology. « ser 2.00*» « cly 1.00*» « pyr 1.00%» < @ 157.02 Ft 65.00° 650.00mm > < @ 160.85 calcite vein 10.00° 5.00mm >< @ 163.75 calcite vein 5.00° 6.00mm >< @ 187.64 calcite vein 60.00° 14.00mm >< @ 189.10 calcite vein 15.00° 8.00mm >< @ 190.10 calcite vein 10.00° 10.00mm >

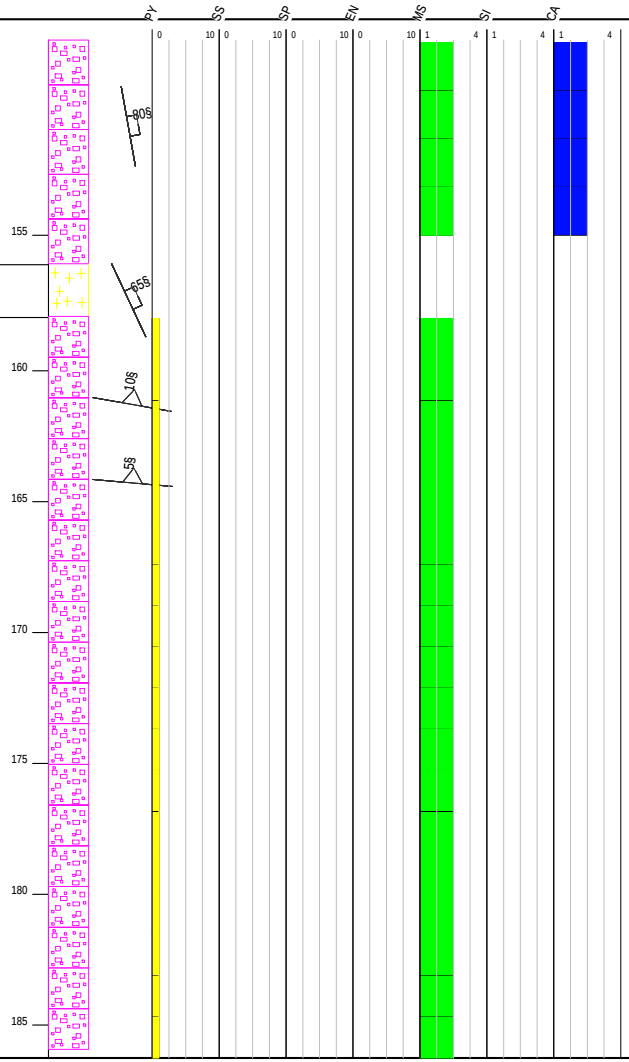

From	To	Width	Sample	Au ppm	Ag ppm	Cu ppm	Pb ppm	Zn ppm
154.80	155.80	1.00	L560940	0.01	0.20	13	49	60
155.80	156.80	1.00	L560941	0.01	-0.20	11	9	41
156.80	157.92	1.12	L560942	-0.01	-0.20	16	9	46
157.92	158.92	1.00	L560943	-0.01	0.40	15	75	85
158.92	159.94	1.02	L560944	-0.01	0.20	9	26	27
159.94	160.94	1.00	L560945	-0.01	0.50	10	60	115
160.94	161.94	1.00	L560946	-0.01	3.20	24	1920	4900
161.94	162.94	1.00	L560947	0.01	2.20	16	795	2360
162.94	163.94	1.00	L560948	-0.01	0.60	5	88	157
163.94	164.94	1.00	L560949	0.01	0.30	4	41	35
164.94	165.94	1.00	L560953	-0.01	0.40	8	29	19
165.94	166.92	0.98	L560954	-0.01	-0.20	25	11	31
166.92	167.94	1.02	L560955	-0.01	-0.20	16	19	30
168.20	169.19	0.99	L560956	-0.01	-0.20	15	20	26
169.19	170.20	1.01	L560957	-0.01	-0.20	8	14	20
170.20	171.20	1.00	L560958	-0.01	-0.20	46	11	28
171.20	172.20	1.00	L560959	-0.01	-0.20	8	19	29
172.20	173.20	1.00	L560960	-0.01	0.30	14	21	42
173.20	174.20	1.00	L560961	-0.01	-0.20	9	22	33
174.20	175.20	1.00	L560962	0.01	-0.20	10	18	29
175.20	176.20	1.00	L560963	-0.01	0.20	9	18	23
176.20	177.20	1.00	L560964	0.01	-0.20	10	23	21
177.20	178.20	1.00	L560965	-0.01	-0.20	9	23	19
178.20	179.20	1.00	L560966	-0.01	-0.20	15	9	22
179.20	180.19	0.99	L560967	-0.01	-0.20	28	7	23
180.19	181.19	1.00	L560968	-0.01	-0.20	21	25	34
181.19	182.20	1.01	L560969	0.01	-0.20	36	15	35
182.20	183.22	1.02	L560970	-0.01	0.20	30	20	43
183.22	184.20	0.98	L560971	-0.01	0.20	15	16	42
184.20	185.22	1.02	L560974	-0.01	-0.20	79	13	331
185.22	186.19	0.97	L560975	-0.01	-0.20	15	12	42
186.19	187.21	1.02	L560976	-0.01	-0.20	18	12	40

Project: THORN2011 **Hole Number:** THN11-49

From	To	Rocktype	& Description
192.15	193.79	KTIN2	BASALT - dark green, fine-grained basalt. Calcite veining and calcite replacement of phenocrysts throughout.
193.79	199.10	uKPO1	THORN STOCK - light grey, coarse-grained feldspar-qtz-biotite porphyry. Disseminated pyrite throughout. Weak to moderately sericite-clay altered; local faulting. « ser 2.00*» « cly 1.00*» < @ 194.88 Ft 55.00º 80.00mm >
199.10	202.08	N/C	NO CORE RECOVERED - The drill hit void and could not recover any core, though they sent the barrel down 5 times,and even tried drilling past it, but no luck. Likely just Thorn Stock though. EOH.
202.08	202.08	EOH	

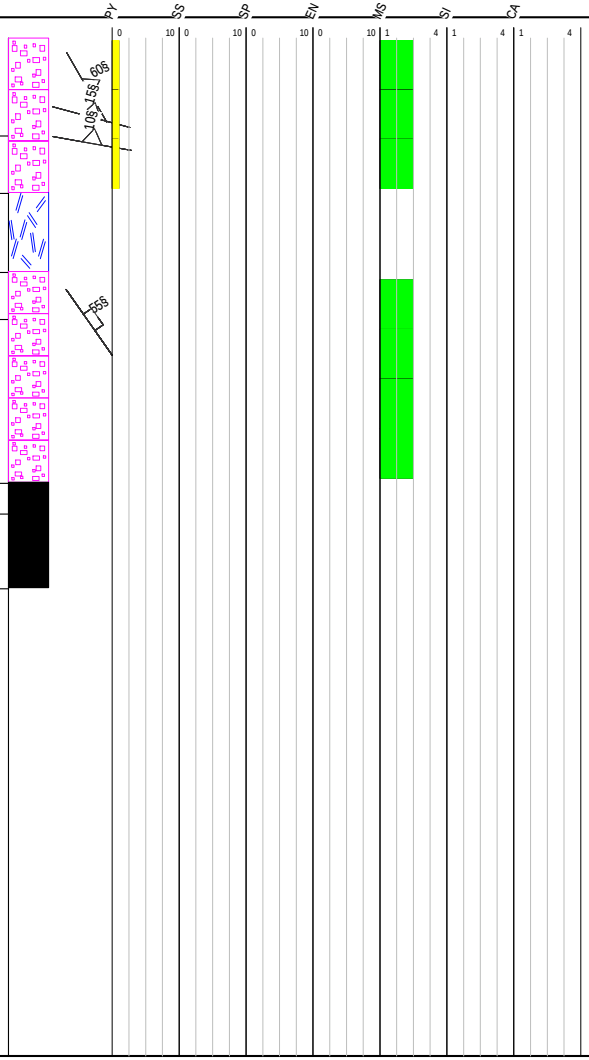

From	To	Width	Sample	Au ppm	Ag ppm	Cu ppm	Pb ppm	Zn ppm
187.21	188.21	1.00	L560977	-0.01	0.20	13	14	32
188.21	189.21	1.00	L560978	-0.01	0.20	40	18	32
189.21	190.21	1.00	L560979	-0.01	-0.20	9	16	27
190.21	191.21	1.00	L560980	-0.01	0.20	24	19	28
191.21	192.15	0.94	L560981	-0.01	0.30	23	39	33
192.15	193.79	1.64	L560982	-0.01	0.30	44	13	104
193.79	194.79	1.00	L560983	0.01	2.90	47	285	427
194.79	195.79	1.00	L560984	0.01	2.30	25	239	470
195.79	197.79	2.00	L560985	-0.01	0.90	20	61	66
197.79	199.10	1.31	L560986	-0.01	0.50	12	34	26

Drill Log Legend

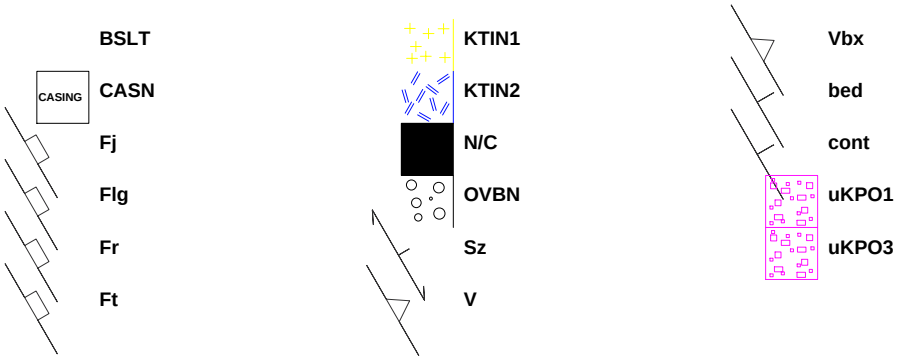

DRILL LOG

Project: Thorn	**Collar Elevation (m):** 578.0
Hole THN11-50	**Azimuth (º):** 180
Location: 6492564 m North, 627015 m East	**Dip (º):** -60.0
Logged by: W.Carter	**Length (m):** 432.82
Drilled by: Full Force	**Horizontal Projection:**
Assayed by: ALS Chemex	**Vertical Projection:**
Core Size: NQ2	**Objective** Test for a possible feeder zone at depth, as a second set of high sulphidation veins occur parallel to La Jaune Creek at surface.
Date Started: 2011/08/18 **Date Completed:** 2011/08/26	
Dip Tests By: Reflex	

Summary Log:

0.00 - 22.67 m : Casing in overburden
22.67 - 204.84 m : Thorn Stock - local pyrite-sulphosalt mineralization associated with silica alteration at 50.55 - 56.27 m, 107.08 - 117.21 m, 119.23 - 130.77 m, and 134.75 - 204.84 m.
204.84 - 238.76 m : Thorn Stock - basaltic dykes from 208.38 - 209.65 m and 210.10 - 221.80 m.
238.76 - 423.90 m : Thorn Stock - local pyrite(+/-sulphosalt) mineralization associated with silica alteration at 238.76 - 298.59 m, 322.66 - 347.72 m, 347.92 - 351.25 m, 352.26 - 353.57 m, 355.27 - 359.66 m, 365.12 - 365.58 m, 381.00 - 415.59 m, 417.75 - 423.90 m, with common basaltic dykes occurring throughout.
EOH (all drill rods used in hole)

Downhole surveys:

Depth	Dip	Azimuth
0.00	-60.00	180.00
15.00	-61.40	176.40
65.00	-61.70	176.60
115.00	-62.10	176.80
165.00	-62.40	177.70
215.00	-62.90	178.60
265.00	-63.10	178.50
315.00	-63.30	179.10
365.00	-63.60	179.40
415.00	-64.00	179.30

Project: THORN2011 **Hole Number:** THN11-50

From	To	Rocktype	& Description
0.00	22.67	CASN	CASING - overburden
22.67	50.55	uKPO1	THORN STOCK - light grey, medium to coarse-graine, feldspar-qtz-biotite porphyry, with 1% disseminated pyrite throughout. Ocassional faulting throughout. Weak sericite-clay alteration. « ser 1.00*» « cly 1.00*» « pyr 1.00%» < @ 28.78 Ft 80.00° 220.00mm > < @ 29.74 Ft 30.00° 220.00mm > < @ 36.45 Ft 70.00° 10.00mm > « 36.55- 36.56 pyrite-sulphosalt vein 80° 10mm»



From	To	Width	Sample	Au ppm	Ag ppm	Cu ppm	Pb ppm	Zn ppm
22.67	24.67	2.00	L560987	0.01	0.30	196	84	160
24.67	26.64	1.97	L560988	0.01	0.20	13	71	175
26.64	28.70	2.06	L560989	0.02	0.20	11	32	93
28.70	30.70	2.00	L560990	0.01	0.30	38	133	267
30.70	32.60	1.90	L560991	0.01	0.50	15	233	743
32.60	34.60	2.00	L560992	0.01	0.30	12	77	215
34.60	36.58	1.98	L560996	0.01	2.90	124	1285	2260
36.58	38.58	2.00	L560997	0.01	0.60	24	55	286
38.58	40.58	2.00	L560998	0.01	-0.20	10	44	124
40.58	42.55	1.97	L560999	-0.01	-0.20	9	28	65
42.55	44.55	2.00	L561000	0.01	0.20	11	39	62
44.55	46.55	2.00	L561001	0.01	0.30	18	117	300
46.55	48.55	2.00	L561002	0.01	1.00	58	311	744
48.55	50.55	2.00	L561003	0.01	0.30	12	77	310

Project: THORN2011 **Hole Number:** THN11-50

From	To	Rocktype	& Description
50.55	56.27	uKPO2	THORN STOCK - light grey, fine- to medium-grained, feldspar-qtz-biotite porphyry; disseminated pyrite throughout. Sericite-clay-silica altered. Local pyrite and sulphosalt veining. « ser 1.00*» « cly 1.00*» « sil 2.00*» « pyr 5.00%» « ten 1.00%» « enr 0.50%» « 52.69- 52.70 pyrite-sulphosalt vein 50.00% 10mm» « 54.12- 54.23 pyrite-sulphosalt vein 95.00% 100mm» « 54.65- 54.66 pyrite-sulphosalt vein 50% 1mm» « 55.65- 55.80 enargite blebs 5% 150mm»
56.27	107.08	uKPO1	THORN STOCK - light grey, medium- to coarse-grained feldspar-qtz-biotite porphyry; disseminated pyrite throughout. Weak sericite-clay alteration. Local faulting. Rare pyrite-sulphosalt mineralization. « ser 1.00*» « cly 1.00*» « pyr 1.00%» « enr 0.50%» < @ 58.50 Ft 30.00° 200.00mm > « 62.56- 62.61 pyrite-sulphosalt vein 75.00% 500.00mm» < @ 67.13 Ft 65.00° 10.00mm > < @ 67.74 Ft 25.00° 20.00mm > < @ 70.76 Ft 60.00° 50.00mm >

From	To	Width	Sample	Au ppm	Ag ppm	Cu ppm	Pb ppm	Zn ppm
50.55	51.55	1.00	L561004	0.05	0.70	25	327	631
51.55	52.55	1.00	L561005	0.05	2.00	954	60	235
52.55	53.55	1.00	L561006	0.01	2.10	1180	38	43
53.55	54.30	0.75	L561007	0.03	9.20	9260	42	359
54.30	55.27	0.97	L561008	0.02	1.90	663	64	147
55.27	56.27	1.00	L561009	0.05	4.40	726	81	114
56.27	57.27	1.00	L561010	0.01	1.90	34	413	759
57.27	58.27	1.00	L561011	0.01	0.80	24	40	201
58.27	59.30	1.03	L561012	0.01	1.00	23	196	513
59.30	61.33	2.03	L561013	0.01	0.50	18	56	165
61.33	62.33	1.00	L561014	0.13	0.90	30	90	127
62.33	63.23	0.90	L561017	0.02	5.30	539	224	746
63.23	64.23	1.00	L561018	0.01	0.60	15	143	300
64.23	66.20	1.97	L561019	0.01	0.60	17	42	97
66.20	68.20	2.00	L561020	0.02	1.10	29	124	516
68.20	70.20	2.00	L561021	0.02	0.90	22	69	157
70.20	72.20	2.00	L561022	0.02	0.40	14	31	78
72.20	74.20	2.00	L561023	0.02	1.00	44	419	540

Project: THORN2011 **Hole Number:** THN11-50

From	To	Rocktype	& Description
			< @ 83.17 Ft 25.00º 230.00mm >
			« 88.73- 88.90 pyrite-enargite veins and blebs 2.00% 170.00mm»
			« 89.98- 90.03 enargite blebs 1.00% 50mm» < @ 103.15 Ft 35.00º 10.00mm
			>
107.08	116.42	uKPO2	



From	To	Width	Sample	Au ppm	Ag ppm	Cu ppm	Pb ppm	Zn ppm
74.20	76.20	2.00	L561024	-0.01	0.60	14	61	66
76.20	77.20	1.00	L561025	0.04	0.60	16	52	123
77.20	79.20	2.00	L561026	0.04	0.50	16	37	100
79.20	81.20	2.00	L561027	0.02	0.40	16	30	91
81.20	82.20	1.00	L561028	0.02	0.40	16	62	91
82.20	83.17	0.97	L561029	0.02	0.40	18	60	126
83.17	84.15	0.98	L561030	0.02	0.50	17	34	74
84.15	86.12	1.97	L561031	0.02	0.40	14	35	90
86.12	88.12	2.00	L561032	0.04	0.30	18	38	87
88.12	89.10	0.98	L561033	0.02	0.30	14	73	97
89.10	90.10	1.00	L561034	0.03	0.50	26	48	150
90.10	91.10	1.00	L561038	0.02	0.40	10	38	100
91.10	93.10	2.00	L561039	0.02	0.30	16	29	80
93.10	95.12	2.02	L561040	0.02	0.30	15	38	126
95.12	97.08	1.96	L561041	0.02	0.40	16	32	80
97.08	99.08	2.00	L561042	0.01	0.30	17	46	80
99.08	101.08	2.00	L561043	0.02	1.00	31	109	426
101.08	103.08	2.00	L561044	0.01	0.90	39	93	286
103.08	105.08	2.00	L561045	0.02	0.70	27	170	332
105.08	107.08	2.00	L561046	0.03	0.40	22	43	94
107.08	109.08	2.00	L561047	0.02	0.30	16	31	105

Project: THORN2011 **Hole Number:** THN11-50

From	To	Rocktype	& Description
			THORN STOCK - light grey, fine- to coarse-grained feldspar-qtz-biotite porphyry; disseminated pyrite throughout. Weak to moderate silica-sericite-clay alteration. Local faulting, with carbonate vein infill. Pyrite-sulphosalt mineralization near base of unit. « sil 2.00*» « ser 1.00*» « cly 1.00*» « pyr 1.00%» « ten 0.50%» < @ 109.56 calcite vein 55.00° 10.00mm >< @ 109.84 calcite vein 55.00° 10.00mm > < @ 111.22 Ft 40.00° 10.00mm > « 114.15- 116.42 pyrite-sulphosalt veinlets 2.00% 227.00mm»
116.42	117.21	uKPO3	THORN STOCK - light brownish-grey, fine- to coarse-grained, feldspar-qtz-biotite porphyry. Strong sericite-clay-silica alteration, and pervasive pyrite with lesser sulphosalt mineralization throughout. « sil 3.00*» « cly 2.00*» « ser 1.00*» « pyr 10.00%» « enr 1.00%» « tet 1.00%»
117.21	119.23	BRXX	BRECCIA - light grey, composed of Thorn Stock material with darker fragments throughout;disseminated pyrite throughout. « pyr 1.00%»
119.23	130.77	uKPO3	THORN STOCK - light grey, coarse-grained feldspar-qtz-biotite porphyry; disseminated pyrite throughout. Local faulting throughout. Sericite-clay altered. Ocassional pyrite-sulphosalt mineralization. « ser 1.00*» « cly 1.00*» « pyr 1.00%» « enr 0.50%»



From	To	Width	Sample	Au ppm	Ag ppm	Cu ppm	Pb ppm	Zn ppm
109.08	111.08	2.00	L561048	0.02	0.20	14	75	90
111.08	113.15	2.07	L561049	0.02	0.60	35	330	540
113.15	114.15	1.00	L561050	0.02	0.70	54	148	716
114.15	114.99	0.84	L561051	0.01	0.30	12	63	269
114.99	116.42	1.43	L561052	0.01	0.20	15	27	76
116.42	117.21	0.79	L561053	0.01	1.70	971	46	86
117.21	118.23	1.02	L561054	0.01	0.20	33	21	138
118.23	119.23	1.00	L561055	0.02	0.70	20	135	1215
119.23	120.23	1.00	L561056	0.02	0.90	21	331	1880
120.23	121.23	1.00	L561057	0.01	0.30	16	80	466
121.23	122.25	1.02	L561060	0.01	0.30	60	36	282
122.25	123.25	1.00	L561061	0.01	0.40	13	88	600
123.25	124.25	1.00	L561062	0.01	0.80	11	216	963
124.25	125.25	1.00	L561063	0.02	1.40	21	69	75
125.25	126.25	1.00	L561064	0.02	4.10	96	145	876
126.25	127.25	1.00	L561065	0.03	5.70	114	579	1190
127.25	127.76	0.51	L561066	0.02	1.30	18	119	52

Project: THORN2011 **Hole Number:** THN11-50

From	To	Rocktype	& Description
			< @ 122.85 pyrite vein 25.00° 2mm >
			« 127.46- 127.56 pyrite blebs 15.00% 100mm» < @ 129.97 calcite vein 20.00° 100mm >
			« 130.10- 130.14 pyrite-enargite blebs 50.00% 40mm»
			« 130.40- 130.77 pyrite veins and blebs 5.00% 370mm»
130.77	134.75	BRXX	
			BRECCIA - light grey, fine- to coarse-grained feldspar-qtz-biotite porphyry; disseminated pyrite throughout.
			« ser 1.00*»
			« cly 1.00*»
			« pyr 1.00%»
134.75	204.84	uKPO3	
			THORN STOCK - light grey, coarse-grained feldspar-qtz-diorite porphyry; disseminated pyrite throughout. Weakly sericite-clay altered, ocassional siliceous intersection. Local pyrite-sulphosalt mineralization. Faulting occurs throughout. Local breccia developed through Thorn Stock.
			« ser 1.00*»
			« cly 1.00*»
			« sil 1.00*»
			« pyr 1.00%»
			« tet 0.50%»
			« 150.65- 154.10 BRXX » « 158.37- 167.80 BRXX »
			« 165.14- 165.17 pyrite-tetrahedrite vein 90% 30mm» < @ 172.39 pyrite blebs 10% 30mm > < @ 175.97 Ft 30.00º 410.00mm >
			« 176.38- 179.66 BRXX » < @ 180.70 Ft 10.00º 20.00mm >
			« 191.15- 191.65 enargite-pyrite blebs 3.00% 500.00mm»
			« 193.55- 193.09 BRXX »
			« 195.69- 203.34 BRXX »

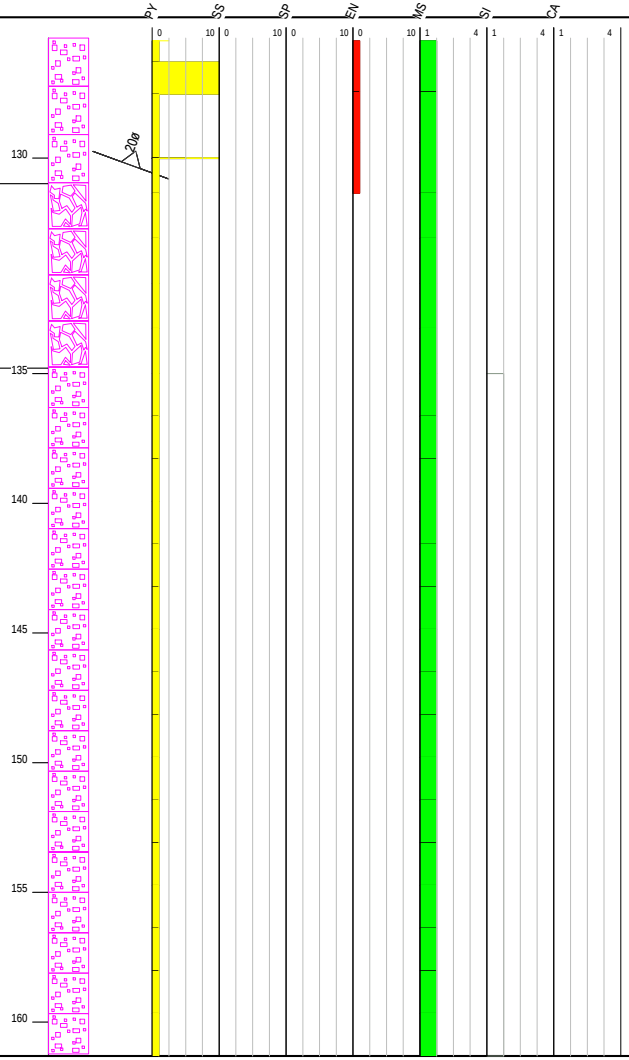

From	To	Width	Sample	Au ppm	Ag ppm	Cu ppm	Pb ppm	Zn ppm
127.76	128.76	1.00	L561067	0.03	5.10	182	313	254
128.76	129.76	1.00	L561068	0.03	2.90	55	530	2140
129.76	130.77	1.01	L561069	0.06	2.50	29	487	344
130.77	131.77	1.00	L561070	0.03	2.60	74	318	360
131.77	132.75	0.98	L561071	0.02	2.50	18	1315	828
132.75	133.75	1.00	L561072	0.03	1.20	12	135	129
133.75	134.75	1.00	L561073	0.02	0.80	12	171	142
134.75	135.75	1.00	L561074	0.02	1.20	11	220	223
135.75	137.75	2.00	L561075	0.02	0.70	13	133	361
137.75	139.75	2.00	L561076	0.01	0.70	11	179	266
139.75	141.75	2.00	L561077	0.02	0.70	10	181	169
141.75	143.75	2.00	L561078	0.01	0.70	12	314	336
143.75	145.75	2.00	L561082	-0.01	0.80	20	301	356
145.75	147.75	2.00	L561083	0.01	1.00	25	330	412
147.75	149.77	2.02	L561084	0.01	1.50	36	223	305
149.77	151.77	2.00	L561085	-0.01	0.80	9	479	810
151.77	153.79	2.02	L561086	0.01	0.80	12	210	634
153.79	155.79	2.00	L561087	0.01	0.90	19	235	884
155.79	157.76	1.97	L561088	0.01	0.60	7	164	298
157.76	159.76	2.00	L561089	0.01	1.00	11	460	623
159.76	160.81	1.05	L561090	0.01	3.40	46	2640	2140
160.81	161.85	1.04	L561091	0.01	2.60	38	1375	3590
161.85	162.80	0.95	L561092	0.01	2.50	82	486	1085
162.80	163.80	1.00	L561093	0.03	1.30	35	83	36
163.80	164.80	1.00	L561094	0.02	1.70	32	94	33
164.80	165.80	1.00	L561095	0.02	4.90	93	567	4480
165.80	166.80	1.00	L561096	0.01	4.20	60	1330	9120
166.80	167.80	1.00	L561097	0.01	2.90	19	1900	1455
167.80	169.80	2.00	L561098	-0.01	2.00	27	1045	1950
169.80	171.84	2.04	L561099	0.01	6.00	901	895	951
171.84	172.84	1.00	L561100	0.01	1.60	29	138	751
172.84	173.84	1.00	L561103	0.01	0.80	61	138	667
173.84	175.84	2.00	L561104	0.01	1.10	24	235	816
175.84	176.87	1.03	L561105	0.03	0.90	112	198	483

Project: THORN2011 **Hole Number:** THN11-50

From	To	Rocktype & Description

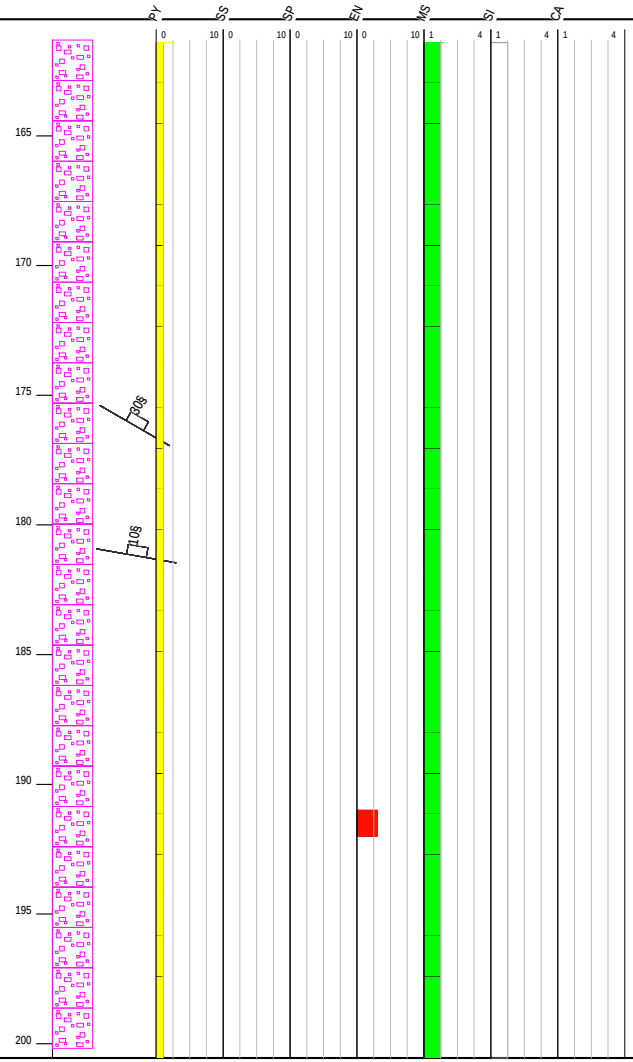

From	To	Width	Sample	Au ppm	Ag ppm	Cu ppm	Pb ppm	Zn ppm
176.87	178.93	2.06	L561106	0.01	1.80	36	624	1205
178.93	180.93	2.00	L561107	0.02	2.70	35	595	1840
180.93	182.88	1.95	L561108	0.01	2.80	32	299	816
182.88	184.83	1.95	L561109	0.02	3.90	64	400	1315
184.83	186.83	2.00	L561110	0.01	1.70	30	199	567
186.83	188.98	2.15	L561111	0.01	1.80	29	231	607
188.98	189.98	1.00	L561112	0.01	1.60	29	114	490
189.98	190.98	1.00	L561113	0.01	1.10	28	182	447
190.98	192.02	1.04	L561114	0.01	1.50	37	322	984
192.02	193.09	1.07	L561115	0.01	1.00	17	66	231
193.09	194.09	1.00	L561116	0.02	4.70	80	260	1195
194.09	195.07	0.98	L561117	0.01	1.70	29	151	404
195.07	196.07	1.00	L561118	0.01	1.60	23	97	255
196.07	197.08	1.01	L561119	0.02	3.50	41	146	221
197.08	198.12	1.04	L561120	0.03	3.00	56	306	356
198.12	200.15	2.03	L561121	0.01	2.80	72	169	396
200.15	202.46	2.31	L561125	0.01	1.30	60	46	39
202.46	204.84	2.38	L561126	0.01	1.70	174	82	206

Project: THORN2011 **Hole Number:** THN11-50

From	To	Rocktype	& Description
204.84	208.38	uKPO1	THORN STOCK - light green, coarse-grained feldspar-qtz-biotite porphyry; minor disseminated pyrite throughout. Strong chlorite alteration, weak clay alteration; late, randomly oriented calcite veining throughout. « chl 3.00*» « cly 1.00*» « pyr 0.10%»
208.38	209.65	KTIN2	BASALT - dark greenish-grey, fine-grained basaltic dyke, with chilled margins, and calcite replacement of phenocrysts.
209.65	210.10	uKPO1	THORN STOCK - as previous; chlorite altered with calcite veining throughout. « chl 3.00*»
210.10	221.80	KTIN2	BASALT - as previous *Lost core @ 219.46 m
221.80	238.76	uKPO1	THORN STOCK - as previous; chlorite altered with calcite veining throughout. « chl 3.00*» *Lost core @ 221.93 m



From	To	Width	Sample	Au ppm	Ag ppm	Cu ppm	Pb ppm	Zn ppm
204.84	208.38	3.54	L561127	-0.01	0.30	23	19	71
208.38	209.65	1.27	L561128	-0.01	-0.20	37	15	93
209.65	210.10	0.45	L561129	-0.01	0.80	53	79	47
210.10	212.18	2.08	L561130	-0.01	0.40	40	12	94
212.18	214.15	1.97	L561131	-0.01	-0.20	39	9	91
214.15	216.15	2.00	L561132	-0.01	-0.20	41	10	87
216.15	218.12	1.97	L561133	-0.01	0.20	85	9	85
218.12	221.80	3.68	L561134	-0.01	-0.20	40	11	90
221.80	225.55	3.75	L561135	-0.01	0.50	29	36	78
225.55	227.50	1.95	L561136	-0.01	0.40	30	29	94
227.50	229.50	2.00	L561137	-0.01	-0.20	30	26	77
229.50	231.50	2.00	L561138	-0.01	-0.20	29	17	84
231.50	233.50	2.00	L561139	-0.01	-0.20	28	17	90
233.50	235.50	2.00	L561140	-0.01	-0.20	28	29	81
235.50	237.74	2.24	L561141	-0.01	-0.20	28	26	86
237.74	238.76	1.02	L561142	-0.01	0.30	31	187	134

Project: THORN2011 **Hole Number:** THN11-50

From	To	Rocktype	& Description
238.76	298.59	uKPO3	

THORN STOCK - light grey, fine-to coarse-grained feldspar-qtz-biotite porphyry; disseminated pyrite throughout. Weak sericite-clay alteration, local siliceous zones. Ocassional pyrite-chalcopyrite veining and blebs throughout. Local faulting.

« ser 1.00*»
« cly 1.00*»
« pyr 1.00%»
« cpy 0.50%»
< @ 239.77 pyrite-chalcopyrite vein 40.00% 40.00mm >
« 240.79- 241.79 fault 25.00° 100.00cm»
« 247.86- 250.83 BRXX »
« 249.10- 249.15 chalcopyrite-pyrite vein 10.00% 50.00mm»
« 250.20- 250.23 pyrite vein 90% 30mm»
« 258.01- 258.05 pyrite-bearing, siliceous xenolith 5% 40mm»
« 259.88- 259.95 pyrite-bearing, siliceous xenolith 5% 70mm»< @ 262.20 pyrite vein 50% 10mm > < @ 268.35 Ft 35.00° 50.00mm > < @ 273.90 Ft 50.00° 40.00mm > < @ 282.10 pyrite vein 75.00% 1.00mm > < @ 290.39 pyrite vein 75.00% 1.00mm >< @ 290.55 pyrite vein 60.00% 1.00mm > < @ 298.32 Ft 40.00° 40.00mm >

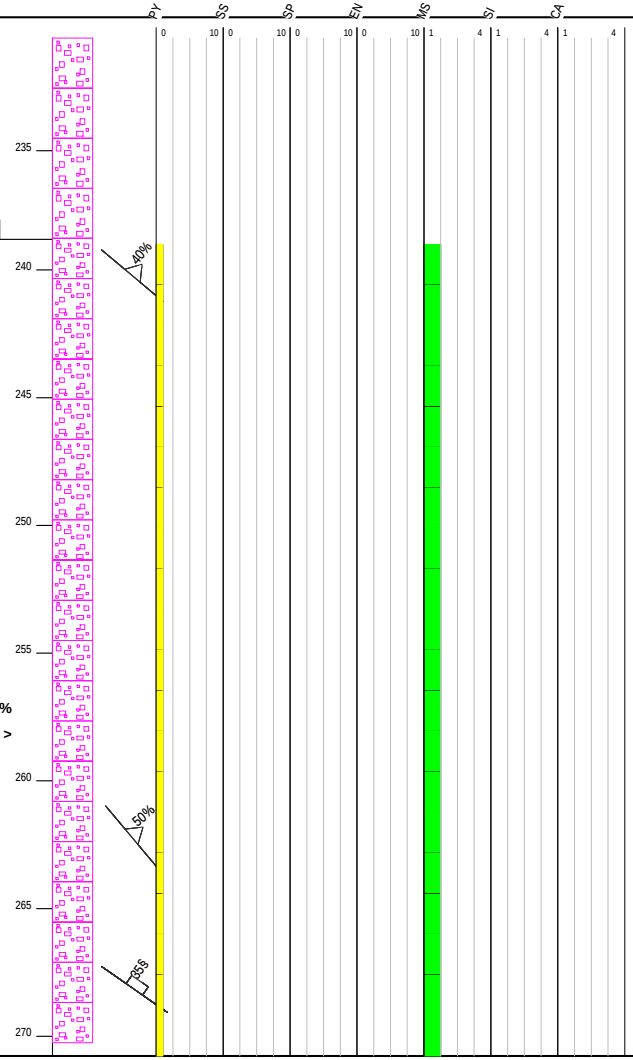

From	To	Width	Sample	Au ppm	Ag ppm	Cu ppm	Pb ppm	Zn ppm
238.76	239.71	0.95	L561143	0.01	0.80	856	48	19
239.71	240.79	1.08	L561146	0.02	13.60	4670	267	951
240.79	241.79	1.00	L561147	0.01	2.10	480	375	246
241.79	242.79	1.00	L561148	0.02	1.60	1565	497	566
242.79	243.84	1.05	L561149	0.03	1.10	92	1205	1510
243.84	244.80	0.96	L561150	0.01	0.80	43	642	1070
244.80	245.80	1.00	L561151	-0.01	1.00	30	683	892
245.80	246.80	1.00	L561152	0.02	1.80	67	428	355
246.80	247.86	1.06	L561153	0.01	2.70	82	314	196
247.86	248.89	1.03	L561154	0.02	4.60	88	75	17
248.89	249.94	1.05	L561155	0.01	8.10	1445	150	61
249.94	250.83	0.89	L561156	0.05	4.60	1420	202	147
250.83	251.83	1.00	L561157	0.01	7.70	101	618	1060
251.83	252.87	1.04	L561158	0.02	3.50	58	391	575
252.87	253.90	1.03	L561159	0.01	2.20	47	254	254
253.90	254.90	1.00	L561160	0.01	1.80	50	101	48
254.90	255.90	1.00	L561161	0.01	2.90	89	153	304
255.90	256.90	1.00	L561162	0.01	2.60	12	227	164
256.90	257.90	1.00	L561163	0.01	2.50	35	146	110
257.90	258.90	1.00	L561164	0.01	4.00	152	209	207
258.90	259.90	1.00	L561168	0.01	2.80	263	178	114
259.90	260.90	1.00	L561169	0.01	2.20	131	366	29
260.90	261.90	1.00	L561170	0.01	2.30	59	231	19
261.90	262.90	1.00	L561171	0.01	2.20	568	218	111
262.90	263.90	1.00	L561172	0.01	3.20	928	362	180
263.90	264.90	1.00	L561173	0.01	4.70	232	238	44
264.90	265.88	0.98	L561174	0.01	6.40	586	184	104
265.88	266.87	0.99	L561175	0.01	1.90	100	187	25
266.87	267.87	1.00	L561176	0.01	8.60	194	387	310
267.87	268.88	1.01	L561177	0.01	4.30	42	236	321
268.88	269.86	0.98	L561178	0.01	8.60	982	282	576
269.86	271.86	2.00	L561179	0.01	7.10	320	497	1060

Project: THORN2011 **Hole Number:** THN11-50

From	To	Rocktype	& Description
298.59	299.90	KTIN2	BASALT - dark green, fine-grained basaltic dyke. Pheoncrysts are calcite replaced, and calcite veining occurs throughout. Nice chilled margins.
299.90	300.87	uKPO3	THORN STOCK - as previous. « ser 1.00*» « cly 1.00*» « pyr 1.00%» < @ 300.39 calcite vein 50.00° 50.00mm >
300.87	303.39	KTIN2	BASALT - as previous



From	To	Width	Sample	Au ppm	Ag ppm	Cu ppm	Pb ppm	Zn ppm
271.86	273.87	2.01	L561180	0.01	4.60	141	304	247
273.87	275.88	2.01	L561181	0.01	3.90	311	226	71
275.88	277.88	2.00	L561182	0.01	6.30	294	345	400
277.88	279.88	2.00	L561183	0.01	5.10	80	606	1205
279.88	281.88	2.00	L561184	-0.01	2.30	39	184	271
281.88	283.88	2.00	L561185	0.01	3.00	42	195	170
283.88	285.80	1.92	L561186	-0.01	1.60	29	143	312
285.80	287.79	1.99	L561189	-0.01	1.90	34	109	184
287.79	289.76	1.97	L561190	0.01	1.30	41	70	77
289.76	291.72	1.96	L561191	-0.01	1.30	23	95	190
291.72	293.75	2.03	L561192	0.01	1.70	26	337	488
293.75	295.75	2.00	L561193	0.01	1.40	23	595	570
295.75	297.77	2.02	L561194	0.01	1.30	47	380	544
297.77	298.59	0.82	L561195	0.01	1.00	16	491	446
298.59	299.90	1.31	L561196	-0.01	-0.20	39	2	117
299.90	300.87	0.97	L561197	-0.01	2.70	139	328	341
300.87	303.39	2.52	L561198	-0.01	-0.20	38	3	137

Project: THORN2011 **Hole Number:** THN11-50

From	To	Rocktype	& Description
303.39	316.25	uKPO3	THORN STOCK - as previous « ser 1.00*» « cly 1.00*» « pyr 1.50%» « 306.78- 306.84 BSLT »< @ 305.83 pyrite-calcie vein 40.00% 1.00mm > « 313.78- 313.80 pyrite blebs 30.00% 20.00mm»
316.25	316.77	KTIN2	BASALT - as previous
316.77	322.40	uKPO3	THORN STOCK - as previous « ser 1.00*» « cly 1.00*» « pyr 1.00%»
322.40	322.66	KTIN2	BASALT - as previous
322.66	347.72	uKPO3	THORN STOCK - as previous « ser 1.00*» « cly 1.00*» « pyr 1.00%» < @ 327.46 pyrite vein 30.00% 20.00mm >< @ 336.40 pyrite vein 90.00% 1.00mm >< @ 337.65 pyrite-bearing, siliceous xenolith 10.00% 40.00mm >



From	To	Width	Sample	Au ppm	Ag ppm	Cu ppm	Pb ppm	Zn ppm
303.39	305.39	2.00	L561199	0.01	1.20	24	194	254
305.39	307.39	2.00	L561200	-0.01	0.80	30	162	239
307.39	309.39	2.00	L561201	0.01	0.80	34	116	179
309.39	311.36	1.97	L561202	0.01	0.40	30	46	110
311.36	313.36	2.00	L561203	-0.01	0.60	41	82	129
313.36	314.36	1.00	L561204	0.02	2.00	20	269	860
314.36	315.37	1.01	L561205	0.01	0.90	35	80	131
315.37	316.25	0.88	L561206	0.01	0.70	41	61	107
316.25	316.77	0.52	L561207	0.01	-0.20	40	3	175
316.77	318.77	2.00	L561211	0.02	1.70	20	96	133
318.77	320.77	2.00	L561212	0.02	1.60	27	126	269
320.77	321.75	0.98	L561213	0.02	1.10	14	130	431
321.75	322.73	0.98	L561214	0.01	1.10	20	157	524
322.73	324.73	2.00	L561215	0.01	2.10	22	292	652
324.73	326.73	2.00	L561216	-0.01	1.00	25	117	164
326.73	328.77	2.04	L561217	0.01	2.10	22	377	640
328.77	330.77	2.00	L561218	0.02	1.00	54	157	532
330.77	332.77	2.00	L561219	0.01	0.70	58	125	264
332.77	334.77	2.00	L561220	0.01	0.70	44	105	209
334.77	336.82	2.05	L561221	0.01	0.40	57	71	127
336.82	338.82	2.00	L561222	0.01	0.90	36	91	239
338.82	340.82	2.00	L561223	0.01	2.40	204	245	777
340.82	342.84	2.02	L561224	0.01	2.90	44	655	1710
342.84	344.84	2.00	L561225	0.02	1.20	37	157	302
344.84	346.84	2.00	L561226	0.01	1.00	31	119	287
346.84	347.72	0.88	L561227	0.02	1.80	23	227	474

Project: THORN2011 **Hole Number:** THN11-50

From	To	Rocktype	& Description
347.72	347.92	KTIN2	
			BASALT - as previous
347.92	351.25	uKPO3	
			THORN STOCK - light grey, coarse-grained feldspar-qtz-biotite porhyry; disseminated pyrite throughout. Weakly sericite-clay altered, local strong silica alteration. Pyrite veining and blebs are common through the siliceous alteration. Basaltic dykes are common throughout interval.
			« ser 1.00*»
			« cly 1.00*»
			« pyr 2.00%»
			« sil 3.00*»
			« 348.23- 348.38 BSLT »
			« 348.95- 349.05 BSLT »
			« 349.30- 349.44 BSLT »
			« 349.91- 350.53 BSLT »
			« 350.67- 350.85 BSLT »< @ 349.64 pyrite vein 25.00% 1.00mm >
			« 349.84- 349.87 calcite vein 45.00* 30.00mm»
			« 349.88- 349.91 calcite vein 45° 30mm» < @ 350.90 Ft 45.00° 50.00mm >
			« 350.95- 351.25 pyrite-bearing, siliceous altered vein 10.00% 300.00mm»
351.25	352.26	KTIN2	
			BASALT - as previous
352.26	353.57	uKPO3	
			THORN STOCK - as previous with basaltic dykes, and pyrite-bearing silica-altered zones.
			« ser 1.00*»

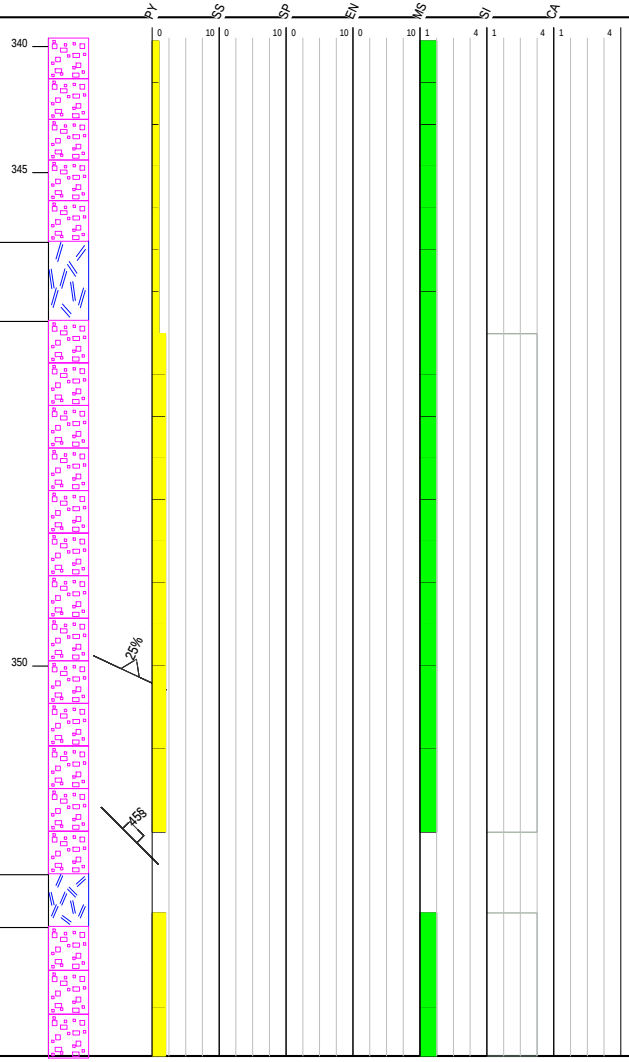

From	To	Width	Sample	Au ppm	Ag ppm	Cu ppm	Pb ppm	Zn ppm
347.72	349.91	2.19	L561228	0.01	0.90	32	128	259
349.91	350.95	1.04	L561229	0.02	1.00	82	540	985
350.95	351.33	0.38	L561232	0.05	14.10	2550	248	1335
351.33	352.26	0.93	L561233	0.01	5.30	430	173	124
352.26	353.57	1.31	L561234	0.03	3.80	1565	96	80

Project: THORN2011 **Hole Number:** THN11-50

From	To	Rocktype	& Description
			« cly 1.00*»
			« sil 3.00*»
			« pyr 2.00%»
			« 352.68- 352.17 BSLT »
353.57	355.27	KTIN2	BASALT - dark green, fine-grained basaltic dykes; phenocrysts are calcite replaced. Nice chilled margins.
355.27	359.66	uKPO3	THORN STOCK - light grey, coarse-grained feldspar-qtz-biotite porphyry; disseminated pyrite throughout. Weak sericite-clay alteration, locally strong silica alteration. Pyrite mineralization associated with silica altered zones. Local breccia development.
			« ser 1.00*»
			« cly 1.00*»
			« sil 3.00*»
			« pyr 3.00%»
			« 355.27- 355.55 pyrite-silica vein 2.00% 280.00mm»< @ 356.95 vein 60.00% 10.00mm >< @ 357.07 pyrite vein 4.00% 0.80mm >
			« 357.54- 357.80 pyrite-silica vein 45.00% 260.00mm»
			« 358.08- 358.57 BRXX »
359.66	365.12	KTIN2	BASALT - as previous
365.12	365.58	uKPO3	THORN STOCK - as previous; just a thin intersection of mineralized, siliceous porphyry.
			« sil 3.00*»
			« pyr 25.00%»
365.58	381.00	KTIN2	BASALT - as previous



From	To	Width	Sample	Au ppm	Ag ppm	Cu ppm	Pb ppm	Zn ppm
353.57	355.27	1.70	L561235	0.01	1.20	281	46	132
355.27	356.25	0.98	L561236	0.06	2.10	292	71	25
356.25	357.54	1.29	L561237	0.05	1.10	110	93	17
357.54	358.08	0.54	L561238	0.22	6.40	1545	294	48
358.08	359.66	1.58	L561239	0.02	1.40	58	32	11
359.66	361.66	2.00	L561240	0.02	1.30	91	32	95
361.66	363.66	2.00	L561241	0.02	-0.20	46	7	98
363.66	365.12	1.46	L561242	0.01	1.10	144	18	108
365.12	365.58	0.46	L561243	0.09	46.10	11400	162	1265
365.58	367.56	1.98	L561244	0.02	3.40	1420	16	209
367.56	369.58	2.02	L561245	-0.01	0.70	291	9	124
369.58	371.58	2.00	L561246	0.01	-0.20	71	8	102
371.58	373.58	2.00	L561247	-0.01	-0.20	59	13	117
373.58	375.57	1.99	L561248	-0.01	-0.20	52	16	113

Project: THORN2011 **Hole Number:** THN11-50

From	To	Rocktype	& Description
381.00	415.59	uKPO3	THORN STOCK - light grey, coarse-grained feldspar-qtz-biotite porphyry; disseminated pyrite throughout. Weak to moderately sericite-clay altered, local strong silica alteration. Pyrite mineralization throughout (pyrite veins are at a 5-10 degrees off the core axis); trace galena. Faulting prevalent. « ser 1.00*» « cly 2.00*» « sil 3.00*» « pyr 2.00%» « gln 0.10%» « 389.96- 390.01 pyrite vein 95.00% 50.00mm»< @ 391.68 galena-calcite vein 1.00% 3.00mm >< @ 398.75 pyrite vein 60.00% 1.00mm >< @ 399.29 pyrite vein 70.00% 0.70mm > « 399.85- 400.13 pyrite blebs & veins 5.00% 280.00mm»< @ 402.79 pyrite vein 70% 8mm > < @ 403.05 Ft 70.00° 220.00mm > < @ 404.70 pyrite vein 10.00° 1.00mm > « 409.30- 409.67 siliceous vein 10.00° 370.00mm» < @ 410.10 Ft 15.00° 370.00mm > < @ 412.40 Ft 5.00° 8.00mm > < @ 413.33 Ft 60.00° 50.00mm > < @ 414.40 Ft 5.00° 480.00mm >



From	To	Width	Sample	Au ppm	Ag ppm	Cu ppm	Pb ppm	Zn ppm
375.57	377.57	2.00	L561249	-0.01	-0.20	57	7	107
377.57	379.61	2.04	L561250	-0.01	-0.20	47	9	108
379.61	381.00	1.39	L561254	0.01	2.30	566	25	147
381.00	382.00	1.00	L561255	0.02	2.60	431	60	42
382.00	383.00	1.00	L561256	0.02	1.90	261	306	120
383.00	384.05	1.05	L561257	0.01	1.30	96	335	337
384.05	385.05	1.00	L561258	0.01	2.00	80	400	634
385.05	386.05	1.00	L561259	0.02	1.40	41	335	407
386.05	387.10	1.05	L561260	0.01	1.20	21	419	565
387.10	388.10	1.00	L561261	0.02	1.80	89	426	776
388.10	389.10	1.00	L561262	0.01	1.30	43	452	1795
389.10	390.14	1.04	L561263	0.02	1.50	296	356	895
390.14	391.00	0.86	L561264	0.06	13.60	3500	117	676
391.00	392.00	1.00	L561265	0.02	2.80	103	871	1820
392.00	393.00	1.00	L561266	0.01	1.80	52	562	1630
393.00	394.00	1.00	L561267	0.01	1.50	31	487	1650
394.00	395.00	1.00	L561268	0.03	1.70	31	756	2090
395.00	396.00	1.00	L561269	0.01	1.90	59	496	1190
396.00	397.00	1.00	L561270	-0.01	1.20	25	399	1060
397.00	398.04	1.04	L561271	0.01	1.30	34	287	1080
398.04	399.09	1.05	L561272	0.01	1.20	23	397	560
399.09	400.11	1.02	L561275	0.01	1.00	30	238	152
400.11	401.11	1.00	L561276	0.03	1.20	37	371	243
401.11	402.11	1.00	L561277	0.03	1.50	73	443	489
402.11	403.09	0.98	L561278	0.09	1.30	35	220	332
403.09	404.09	1.00	L561279	0.01	1.40	86	196	1250
404.09	405.09	1.00	L561280	0.02	1.60	57	323	420
405.09	406.09	1.00	L561281	0.03	1.30	47	131	352
406.09	407.09	1.00	L561282	0.02	1.30	55	98	116
407.09	408.09	1.00	L561283	0.03	1.30	38	192	80
408.09	409.13	1.04	L561284	0.03	0.90	33	81	146
409.13	409.95	0.82	L561285	0.12	1.50	47	113	49
409.95	410.90	0.95	L561286	0.04	1.10	44	185	35

Project: THORN2011 **Hole Number:** THN11-50

From	To	Rocktype	& Description
415.59	417.75	KTIN2	
			BASALT - as previous
417.75	423.90	uKPO3	
			THORN STOCK - as previous
			« ser 1.00*»
			« cly 2.00*»
			« sil 3.00*»
			« pyr 2.00%»
			« 421.50- 422.15 pyrite-silica vein 60.00° 650.00mm» < @ 422.75 Ft 40.00°
			250.00mm >
423.90	432.82	KTIN2	
			BASALT - as previous
			EOH
432.82	432.82	EOH	

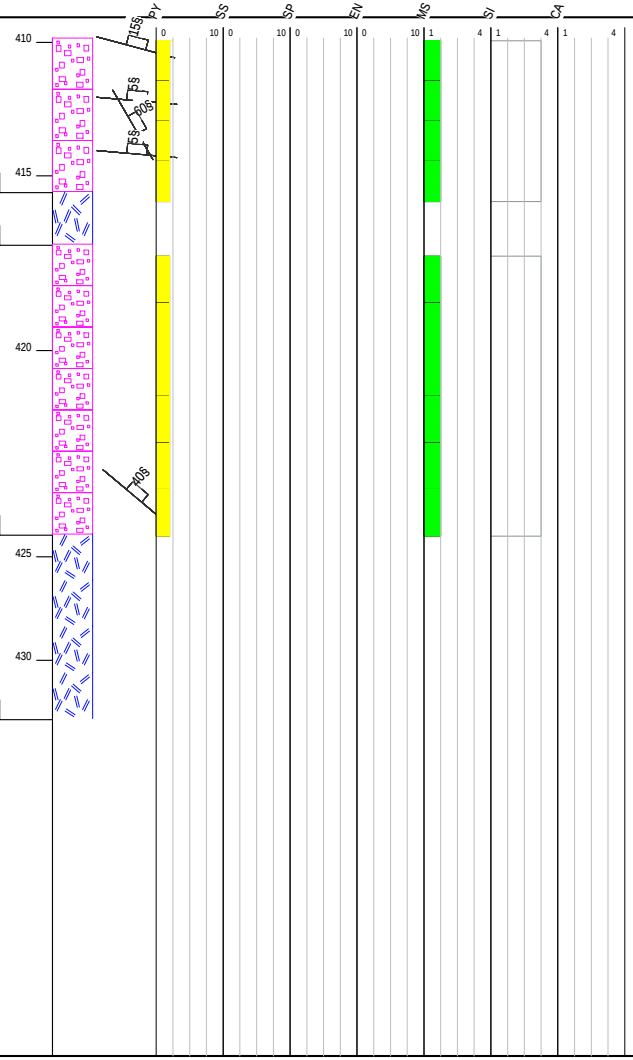

From	To	Width	Sample	Au ppm	Ag ppm	Cu ppm	Pb ppm	Zn ppm
410.90	411.90	1.00	L561287	0.03	2.00	66	197	171
411.90	412.92	1.02	L561288	0.10	2.80	128	170	490
412.92	413.90	0.98	L561289	0.05	2.50	186	119	582
413.90	414.53	0.63	L561290	0.03	1.40	63	73	59
414.53	415.59	1.06	L561291	0.01	0.80	55	25	47
415.59	417.75	2.16	L561292	0.01	-0.20	39	5	109
417.75	418.74	0.99	L561293	0.02	1.00	123	45	9
418.74	419.75	1.01	L561297	0.02	1.10	52	73	7
419.75	420.75	1.00	L561298	0.01	0.40	19	19	10
420.75	421.72	0.97	L561299	0.05	0.90	29	23	6
421.72	422.75	1.03	L561300	0.06	0.70	29	31	8
422.75	423.90	1.15	L561301	0.03	0.60	25	59	15
423.90	425.91	2.01	L561302	0.01	0.20	35	9	96
425.91	427.90	1.99	L561303	0.01	-0.20	41	11	114
427.90	429.94	2.04	L561304	-0.01	-0.20	32	7	117
429.94	432.82	2.88	L561305	0.01	-0.20	33	8	124

Drill Log Legend

BRXX

BRXX

BSLT

CASING

CASN

Fj

Flg

Fr

Ft

KTIN2

Sz

V

Vbx

bed

cont

uKPO1

uKPO2

uKPO3

DRILL LOG

Project: Thorn	**Collar Elevation (m):** 820.0
Hole THN11-51	**Azimuth (º):** 325
Location: 6492454 m North, 627974 m East	**Dip (º):** -50.0
Logged by: W.Carter	**Length (m):** 201.17
Drilled by: Full Force	**Horizontal Projection:**
Assayed by: ALS Chemex	**Vertical Projection:**
Core Size: NQ2	**Objective** A ~20 m step-back SE from THN04-29 in the Talisker Zone, to test continutity of the known mineralized zone.
Date Started: 2011/08/27 **Date Completed:** 2011/08/30	
Dip Tests By: Reflex	

Summary Log:

0.0 - 6.05 m : Casing in overburden
6.05 - 24.92 m : Thorn Stock
52.16 - 52.71 m : Fault
52.71 - 201.17 m : Thorn Stock - local silica alteration zones with pyrite-sulphosalt mineralization at 58.73 - 69.21 m, 73.95 - 101.95 m, and 148.57 - 158.65 m.
EOH

Downhole surveys:

Depth	Dip	Azimuth
0.00	-50.00	325.00
6.10	-49.40	331.40
54.86	-49.50	331.70
103.63	-49.90	332.20
152.40	-50.40	332.90
201.17	-50.80	333.20

Project: THORN2011 **Hole Number:** THN11-51

From	To	Rocktype	& Description
0.00	6.05	CASN	CASING - overburden
6.05	24.92	uKPO3	THORN STOCK - light grey, coarse-grained feldspar-qtz-biotite porphyry; trace disseminated pyrite throughout. Weak to moderate sericite-clay alteration. Local faulting throughout. « ser 1.00*» « cly 2.00*» « pyr 1.00%» < @ 10.51 Ft 45.00º 40.00mm > < @ 11.44 Ft 45.00º 60.00mm > < @ 12.52 Ft 70.00º 80.00mm > < @ 16.68 Ft 40.00º 50.00mm > < @ 18.10 Ft 5.00º 140.00mm >
24.92	30.76	uKPO1	THORN STOCK - light greenish-grey, coarse-grained feldspar-qtz-biotite porphyry. Moderate chlorite alteration. « chl 2.00*»
30.76	33.58	KTIN2	BASALT - dark green, fine-grained basaltic dyke; phenocrysts are calcite replaced. Nice chilled margins.
33.58	52.16	uKPO3	THORN STOCK - as previous; chlorite altered. « chl 2.00*» < @ 41.10 Ft 70.00º 170.00mm > < @ 47.63 Ft 50.00º 470.00mm > < @ 49.39 Ft 45.00º 40.00mm > < @ 51.65 Ft 30.00º 60.00mm >



From	To	Width	Sample	Au ppm	Ag ppm	Cu ppm	Pb ppm	Zn ppm
6.96	8.96	2.00	L561306	0.03	-0.20	15	45	88
8.96	10.96	2.00	L561307	-0.01	-0.20	13	25	76
10.96	12.95	1.99	L561308	0.01	-0.20	11	25	77
12.95	14.92	1.97	L561309	-0.01	-0.20	12	23	79
14.92	16.89	1.97	L561310	0.01	-0.20	11	20	73
16.89	18.92	2.03	L561311	0.01	-0.20	20	20	66
18.92	19.95	1.03	L561312	0.09	0.80	84	667	716
19.95	20.95	1.00	L561313	0.46	1.60	59	1230	18
20.95	21.92	0.97	L561314	0.45	3.00	123	2930	36
21.92	22.96	1.04	L561315	0.36	1.20	34	1270	1215
22.96	24.92	1.96	L561318	0.01	-0.20	26	80	101
24.92	26.92	2.00	L561319	0.01	-0.20	16	22	71
26.92	28.92	2.00	L561320	0.01	-0.20	11	22	59
28.92	30.76	1.84	L561321	0.01	-0.20	11	19	63
30.76	33.58	2.82	L561322	-0.01	-0.20	31	6	128
33.58	35.52	1.94	L561323	-0.01	-0.20	15	14	80
35.52	37.55	2.03	L561324	0.01	-0.20	10	28	66
37.55	39.55	2.00	L561325	0.01	-0.20	49	23	81
39.55	41.52	1.97	L561326	0.01	-0.20	27	35	76
41.52	43.50	1.98	L561327	0.01	-0.20	24	28	67
43.50	45.50	2.00	L561328	0.01	-0.20	15	27	85
45.50	47.52	2.02	L561329	0.01	-0.20	9	74	80
47.52	49.50	1.98	L561330	0.01	-0.20	16	28	97

Project: THORN2011 **Hole Number:** THN11-51

From	To	Rocktype	& Description
52.16	52.71	FALT	

FAULT - gougey Thorn Stock material

From	To	Rocktype	& Description
52.71	101.94	uKPO3	

THORN STOCK - light grey, coarse-grained feldspar-qtz-biotite porphyry; disseminated pyrite throughout. Weak to moderate sericite-clay alteration, locally intense silica alteration. Pyrite and sulphosalts common throughout silica alteration veins.

« ser 1.00*»
« cly 2.00*»
« sil 4.00*»
« pyr 5.00%»
« tet 0.50%»
« ten 0.50%»
« enr 0.10%»
« 55.51- 56.12 BRXX »< @ 58.73 pyrite-sulphosalt vein 90.00% 10mm >
« 61.83- 62.89 pyrite-sulphosalt-silica veins 25.00% 1.6m»< @ 67.67 pyrite-sulphosalt vein 25.00% 1mm >
« 67.56- 68.04 pyrite-sulphosalt-silica vein 10.00% 70mm»
« 69.14- 69.21 silica(-sulphosalt?) vein 90.00% 70mm»< @ 71.91 pyrite-sulphosalt-silica vein 50.00% 15mm >
« 73.95- 101.95 pyrite-sulphosalt-silica veins 40.00% 28m» < @ 88.37 Ft 80.00° 80.00mm > < @ 101.90 Ft 60.00° 40.00mm >



From	To	Width	Sample	Au ppm	Ag ppm	Cu ppm	Pb ppm	Zn ppm
49.50	50.50	1.00	L561331	0.01	-0.20	11	158	169
50.50	52.16	1.66	L561332	0.01	0.20	22	284	301
52.16	53.16	1.00	L561333	0.84	14.30	2120	757	1695
53.16	54.12	0.96	L561334	0.16	1.40	28	627	788
54.12	55.12	1.00	L561335	0.24	1.60	27	711	1930
55.12	56.12	1.00	L561336	0.40	2.20	45	356	760
56.12	58.12	2.00	L561340	0.54	4.50	343	445	561
58.12	59.09	0.97	L561341	1.01	35.70	3860	717	563
59.09	60.11	1.02	L561342	1.56	18.10	1970	321	141
60.11	61.11	1.00	L561343	0.35	1.40	71	105	7
61.11	62.11	1.00	L561344	1.63	17.30	2890	109	120
62.11	63.11	1.00	L561345	2.24	33.00	7620	215	49
63.11	64.11	1.00	L561346	1.05	21.70	4080	227	40
64.11	65.11	1.00	L561347	0.54	4.00	451	216	26
65.11	66.11	1.00	L561348	0.52	3.50	324	133	26
66.11	67.11	1.00	L561349	0.87	9.90	1885	125	28
67.11	68.11	1.00	L561350	0.88	12.10	2030	147	63
68.11	69.11	1.00	L561351	0.24	1.90	138	103	24
69.11	70.10	0.99	L561352	0.61	3.10	290	169	26
70.10	71.10	1.00	L561353	0.55	2.40	186	129	16
71.10	72.10	1.00	L561354	1.25	27.90	3220	215	30
72.10	73.15	1.05	L561355	0.34	3.00	322	93	29
73.15	73.95	0.80	L561356	0.41	3.10	288	57	15
73.95	74.94	0.99	L561357	4.89	39.80	7800	1155	71
74.94	75.94	1.00	L561358	7.61	68.60	12400	484	69
75.94	76.94	1.00	L561361	4.29	63.10	12150	314	103
76.94	77.94	1.00	L561362	1.59	28.90	4230	153	40
77.94	78.94	1.00	L561363	3.13	35.30	5080	219	79
78.94	79.94	1.00	L561364	4.92	39.80	6390	269	98
79.94	80.94	1.00	L561365	3.61	52.50	7140	131	80

Project: THORN2011 **Hole Number:** THN11-51

From	To	Rocktype	& Description
101.94	117.78	uKPO1	THORN STOCK - light greenish-grey, coarse-grained feldspar-qtz-biotite porphyry; trace disseminated pyrite. Moderately chlorite altered. « chl 2.00*»
117.78	184.89	uKPO3	THORN STOCK - light grey, coarse-grained feldspar-qtz-biotite porphyry; disseminated pyrite throughout. Weak to moderate sericite-clay alteration,

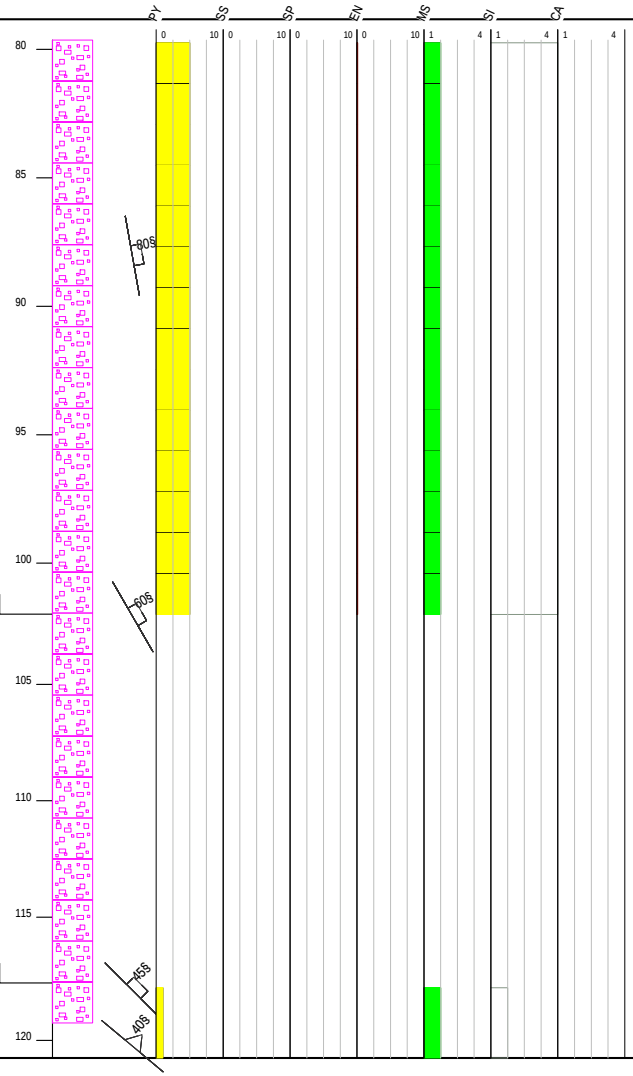

From	To	Width	Sample	Au ppm	Ag ppm	Cu ppm	Pb ppm	Zn ppm
80.94	81.94	1.00	L561366	1.15	10.80	985	129	32
81.94	82.94	1.00	L561367	3.60	28.00	3980	265	60
82.94	83.94	1.00	L561368	0.99	10.90	988	181	53
83.94	84.94	1.00	L561369	1.20	25.80	1460	201	37
84.94	85.94	1.00	L561370	2.97	64.10	9590	500	124
85.94	86.94	1.00	L561371	1.78	34.20	5240	190	71
86.94	87.94	1.00	L561372	0.52	4.70	259	264	38
87.94	88.94	1.00	L561373	1.28	7.70	129	614	1820
88.94	89.94	1.00	L561374	0.03	0.30	9	49	545
89.94	90.94	1.00	L561375	0.02	0.30	11	35	394
90.94	91.94	1.00	L561376	0.66	7.30	270	1060	1360
91.94	92.94	1.00	L561377	0.47	6.10	206	655	103
92.94	93.94	1.00	L561378	0.78	24.80	1870	288	105
93.94	94.94	1.00	L561379	0.53	5.10	213	192	38
94.94	95.94	1.00	L561383	1.14	13.70	798	675	518
95.94	96.94	1.00	L561384	2.08	78.30	6970	486	314
96.94	97.94	1.00	L561385	2.19	31.20	707	447	46
97.94	98.94	1.00	L561386	0.60	16.40	565	568	819
98.94	99.94	1.00	L561387	0.27	4.70	624	687	1230
99.94	100.94	1.00	L561388	0.55	12.00	1520	284	226
100.94	101.94	1.00	L561389	0.50	4.80	196	561	1280
101.94	102.94	1.00	L561390	0.03	0.30	15	170	307
102.94	104.94	2.00	L561391	0.01	-0.20	8	87	109
104.94	106.94	2.00	L561392	0.01	-0.20	6	20	65
106.94	108.92	1.98	L561393	-0.01	-0.20	5	14	66
108.92	110.98	2.06	L561394	0.05	-0.20	7	40	91
110.98	112.98	2.00	L561395	-0.01	-0.20	5	16	56
112.98	114.98	2.00	L561396	-0.01	-0.20	5	19	61
114.98	116.82	1.84	L561397	0.01	-0.20	11	29	71
116.82	117.78	0.96	L561398	0.01	-0.20	10	33	120
117.78	118.78	1.00	L561399	0.10	0.50	10	84	196
118.78	119.78	1.00	L561400	0.09	1.70	18	690	1620
119.78	120.75	0.97	L561401	0.37	13.60	328	436	435

Project: THORN2011 **Hole Number:** THN11-51

From	To	Rocktype & Description
		rare siliceous alteration. Ocassional pyrite-sulphosalt veins, but sparse.
		Common faulting. Ground core from 141.82 - 143.26 m.
		« ser 1.00*»
		« cly 2.00*»
		« sil 1.00*»
		« pyr 1.00%»
		« ten 0.10%»
		< @ 117.94 Ft 45.00º 70.00mm > < @ 120.00 pyrite-sulphosalt vein 40.00º
		40.00mm > < @ 127.43 Ft 40.00º 50.00mm > < @ 128.95 Ft 50.00º 100.00mm >
		« 133.82- 136.68 fault zone 50.00º-2.86m»< @ 139.90
		pyrite-sulphosalt-silica vein 50.00º 50.00mm >
		« 141.82- 143.19 fault 70.00º 1.37m» < @ 144.22 Ft 70.00º 270.00mm >
		« 147.47- 147.00 fault 50.00º 47.00cm»< @ 148.57 sulphosalt vein 15.00º
		1.00mm >
		« 149.27- 149.41 pyrite-sulphosalt-silica vein 35.00º 140.00mm»< @ 156.11
		pyrite-sulphosalt blebs 50.00º 2.00mm >< @ 158.65 pyrite vein 35.00º 0.50mm >
		« 160.27- 160.38 fault 50.00º 110.00mm»
		« 170.56- 170.64 fault 35.00º 80.00mm»
		« 171.71- 171.88 fault 20.00º 170.00mm»
		« 179.41- 179.53 pyrite-sulphosalt vein 50.00º 120.00mm»< @ 179.99
		pyrite-sulphosalt vein 50.00º 0.80mm >
		« 180.51- 180.85 fault 65.00º 340.00mm»
		« 181.27- 181.60 gouge fault 45.00º 330.00mm»< @ 184.32 pyrite-sulphosalt
		vein 30.00º 1.00mm >



From	To	Width	Sample	Au ppm	Ag ppm	Cu ppm	Pb ppm	Zn ppm
120.75	121.72	0.97	L561404	0.03	0.20	8	21	80
121.72	122.72	1.00	L561405	0.05	0.20	10	27	112
122.72	123.73	1.01	L561406	0.17	0.70	10	251	678
123.73	124.75	1.02	L561407	0.24	1.10	9	580	2310
124.75	125.72	0.97	L561408	0.06	-0.20	7	144	615
125.72	126.78	1.06	L561409	0.12	-0.20	9	139	433
126.78	127.80	1.02	L561410	0.12	0.60	10	56	75
127.80	128.82	1.02	L561411	0.19	0.80	10	158	333
128.82	129.82	1.00	L561412	0.08	0.30	8	93	288
129.82	130.82	1.00	L561413	0.12	0.70	7	503	1085
130.82	131.82	1.00	L561414	0.05	0.30	8	139	412
131.82	132.82	1.00	L561415	0.04	-0.20	8	33	121
132.82	133.82	1.00	L561416	0.05	0.30	9	214	753
133.82	134.82	1.00	L561417	0.17	4.40	17	2040	3750
134.82	135.78	0.96	L561418	0.27	6.50	44	1605	4600
135.78	136.78	1.00	L561419	0.06	2.60	31	1095	2120
136.78	137.78	1.00	L561420	0.11	2.70	17	931	1695
137.78	138.78	1.00	L561421	0.29	10.20	186	900	1475
138.78	139.80	1.02	L561422	0.07	1.30	98	138	178
139.80	140.78	0.98	L561426	0.15	4.60	79	1180	2470
140.78	141.66	0.88	L561427	0.02	0.60	13	408	422
141.66	143.26	1.60	L561428	0.57	8.70	915	437	611
143.26	144.22	0.96	L561429	0.14	1.00	9	461	822
144.22	145.22	1.00	L561430	0.13	5.00	29	841	2010
145.22	146.22	1.00	L561431	0.09	3.30	29	800	1010
146.22	147.27	1.05	L561432	0.06	1.20	10	235	241
147.27	148.27	1.00	L561433	0.06	2.10	16	1530	2950
148.27	149.21	0.94	L561434	0.01	-0.20	5	46	115
149.21	150.21	1.00	L561435	0.14	4.40	54	458	598
150.21	151.09	0.88	L561436	0.05	1.90	11	744	1615
151.09	152.09	1.00	L561437	0.04	2.20	12	1050	1995
152.09	153.11	1.02	L561438	-0.01	-0.20	5	31	89
153.11	154.11	1.00	L561439	-0.01	-0.20	5	41	86
154.11	155.08	0.97	L561440	0.02	-0.20	6	60	103
155.08	156.07	0.99	L561441	0.08	1.00	14	284	753
156.07	157.07	1.00	L561442	0.02	-0.20	8	79	228
157.07	158.07	1.00	L561443	-0.01	-0.20	4	30	71
158.07	159.07	1.00	L561444	0.05	0.50	11	62	100
159.07	160.11	1.04	L561447	0.01	0.20	7	30	82

Project: THORN2011 **Hole Number:** THN11-51

From	To	Rocktype	& Description
184.89	201.17	uKPO1	THORN STOCK - light green, coarse-grained feldspar-qtz-biotite porphyry; raredisseminated pyrite. Weak to moderate chlorite alteration. Ocassional pyrite-sulphosalt veins. EOH. « chl 1.00*» < @ 196.38 Ft 25.00º 100.00mm > < @ 199.90 pyrite-sulphosalt vein 50.00º 18.00mm > « 200.25- 200.57 pyrite-sulphosalt vein 60.00º 320.00mm»

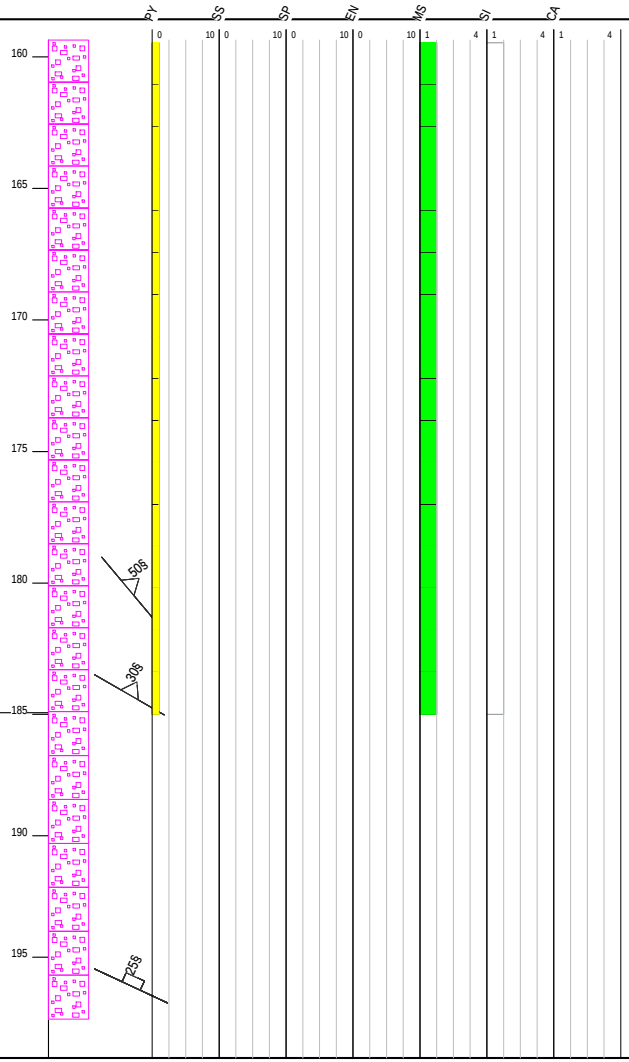

From	To	Width	Sample	Au ppm	Ag ppm	Cu ppm	Pb ppm	Zn ppm
160.11	161.11	1.00	L561448	0.12	2.10	14	613	1750
161.11	162.54	1.43	L561449	0.03	0.70	12	173	483
162.54	163.54	1.00	L561450	0.02	-0.20	8	41	114
163.54	164.54	1.00	L561451	-0.01	-0.20	5	10	56
164.54	165.57	1.03	L561452	0.03	-0.20	21	55	107
165.57	166.57	1.00	L561453	-0.01	-0.20	5	15	50
166.57	167.64	1.07	L561454	-0.01	-0.20	5	15	58
167.64	168.64	1.00	L561455	0.04	-0.20	7	31	87
168.64	169.64	1.00	L561456	-0.01	-0.20	4	13	74
169.64	170.64	1.00	L561457	0.04	-0.20	5	28	95
170.64	171.64	1.00	L561458	0.05	-0.20	8	33	40
171.64	172.61	0.97	L561459	0.07	-0.20	7	45	85
172.61	173.59	0.98	L561460	0.04	-0.20	7	31	66
173.59	174.59	1.00	L561461	0.08	-0.20	6	38	94
174.59	175.59	1.00	L561462	0.04	-0.20	6	46	115
175.59	176.59	1.00	L561463	0.09	-0.20	9	47	64
176.59	177.59	1.00	L561464	0.04	0.20	9	27	74
177.59	178.59	1.00	L561465	0.06	0.50	10	206	475
178.59	179.32	0.73	L561469	0.07	1.20	22	395	602
179.32	179.83	0.51	L561470	0.45	15.20	1240	659	443
179.83	180.93	1.10	L561471	0.04	0.50	11	239	375
180.93	181.93	1.00	L561472	0.03	0.50	9	143	248
181.93	182.88	0.95	L561473	-0.01	0.30	6	152	156
182.88	183.88	1.00	L561474	0.04	0.50	8	212	358
183.88	184.89	1.01	L561475	0.06	5.40	39	995	2040
184.89	186.85	1.96	L561476	0.01	-0.20	6	46	85
186.85	188.98	2.13	L561477	0.01	-0.20	5	48	91
188.98	191.00	2.02	L561478	0.03	1.60	12	598	1630
191.00	193.06	2.06	L561479	0.01	0.20	7	53	134
193.06	195.07	2.01	L561480	0.01	-0.20	5	37	83
195.07	197.07	2.00	L561481	0.05	2.90	23	1370	1760
197.07	199.07	2.00	L561482	0.01	0.30	7	101	265
199.07	201.17	2.10	L561483	0.02	0.60	25	89	145

Project: THORN2011 **Hole Number:** THN11-51

From	To	Rocktype & Description
201.17	201.17	EOH



From	To	Width	Sample	Au ppm	Ag ppm	Cu ppm	Pb ppm	Zn ppm

Drill Log Legend

BRXX

CASN

FALT

Fj

Flg

Fr

Ft

KTIN2

Sz

V

Vbx

bed

cont

uKPO1

uKPO3

DRILL LOG

Project: Thorn	**Collar Elevation (m):** 891.0
Hole THN11-52	**Azimuth (º):** 340
Location: 6491697 m North, 627004 m East	**Dip (º):** -60.0
Logged by: W.Carter	**Length (m):** 256.03
Drilled by: Full Force	**Horizontal Projection:**
Assayed by: ALS Chemex	**Vertical Projection:**
Core Size: NQ2	**Objective** Test the extent of the high-grade surface mineralization in the G Zone at depth.
Date Started: 2011/08/31 **Date Completed:** 2011/09/01	
Dip Tests By: Reflex	

Summary Log:

0.00 - 9.00 m : Casing, no core
9.00 - 50.32 m : Stuhini Group pillow basalt
50.32 - 52.49 m : Diorite
52.49 - 126.78 m : Stuhini Group pillow basalt
126.78 - 148.70 m : Diorite
148.70 - 156.43 m : Stuhini Group feldspar-augite porphyry
156.43 - 161.54 m : Fault zone
161.54 - 256.03 m : Stuhini Group pillow basalt - rare pyrite veining at 162.40 m, 178.94 m, and 182.29 m.
EOH

Downhole surveys:

Depth	Dip	Azimuth
0.00	-60.00	340.00
48.77	-54.50	321.80
100.58	-54.70	321.20
152.40	-54.40	327.10
204.22	-54.10	327.80
256.03	-53.80	327.30

Project: THORN2011 **Hole Number:** THN11-52

From	To	Rocktype	& Description
0.00	9.00	CASN	CASING - no core
9.00	50.32	uTMV1	BASALT - Stuhini Group volcanic suite: dark greenish-grey, fine-grained basalt. Calcite-replaced phenocrysts throughout. Local calcite veining. Local pastachio-green epidote alteration, and light brown epidote (?) alteration associated with thin breccia zones; minor pyrite mineralization. Local hematite staining. « pyr 0.10%» < @ 13.75 calcite vein 30.00° 2.00mm >< @ 15.65 calcite vein 40.00° 2.00mm >< @ 21.15 calcite vein 30.00° 3.00mm > « 17.61- 17.80 epidote-alteration BRXX » « 23.65- 24.38 epidote alteration 4.00* 730.00mm» « 26.45- 27.56 epidote alteration 3.00* 111.00mm» < @ 29.72 Ft 70.00° 150.00mm > < @ 30.59 calcite breccia-vein 45.00° 400.00mm > « 32.25- 33.05 epidote alteration 4.00* 800.00mm» « 38.64- 39.08 epidote alteration 3.00* 440.00mm» « 39.45- 39.92 epidote altered BRXX 25.00° 470.00mm» « 40.42- 43.41 fault bx, calcite veining throughout fault zone 45.00-50.00° 2.99m»< @ 45.19 calcite-hematite vein 45.00° 6.00mm >< @ 45.43 calcite vein 50.00° 20.00mm >



From	To	Width	Sample	Au ppm	Ag ppm	Cu ppm	Pb ppm	Zn ppm

Project: THORN2011 **Hole Number:** THN11-52

From	To	Rocktype	& Description
50.32	52.49	uKIN2	DIORITE - possible THORN STOCK (?); light grey, medium-grained feldspar-qtz-biotite porphyry. Fault contacts are 60 degrees TCA at top, and 70 degrees TCA at bottom. Ocassional calcite veining throughout. < @ 50.32 Ft 60.00° 30.00mm > < @ 52.48 Ft 70.00° 10.00mm >
52.49	126.78	uTMV1	BASALT - Stuhin Group as previous < @ 60.14 calcite vein 30° 2mm >< @ 60.30 calcite vein 30° 4mm > < @ 61.60 calcite vein 45° 80mm > « 61.90- 66.47 fault bx, calcite veining fault zone 25-88° 4.57m» « 72.45- 73.40 epidote alteration 4* 1.05m» « 74.65- 76.20 epidote alteration 3* 1.55m» « 78.62- 78.73 epidote alteration 4* 110mm» « 84.13- 84.92 epidote alteration 3* 79cm» « 79.33- 79.72 epidote alteration 3* 39cm»< @ 89.62 calcite vein 55% 60mm >< @ 94.95 calcite vein 15° 8mm > « 102.00- 103.12 calcite-silica veining fault zone 60-75° 1.12m»< @ 120.06 calcite vein 25° 8mm >

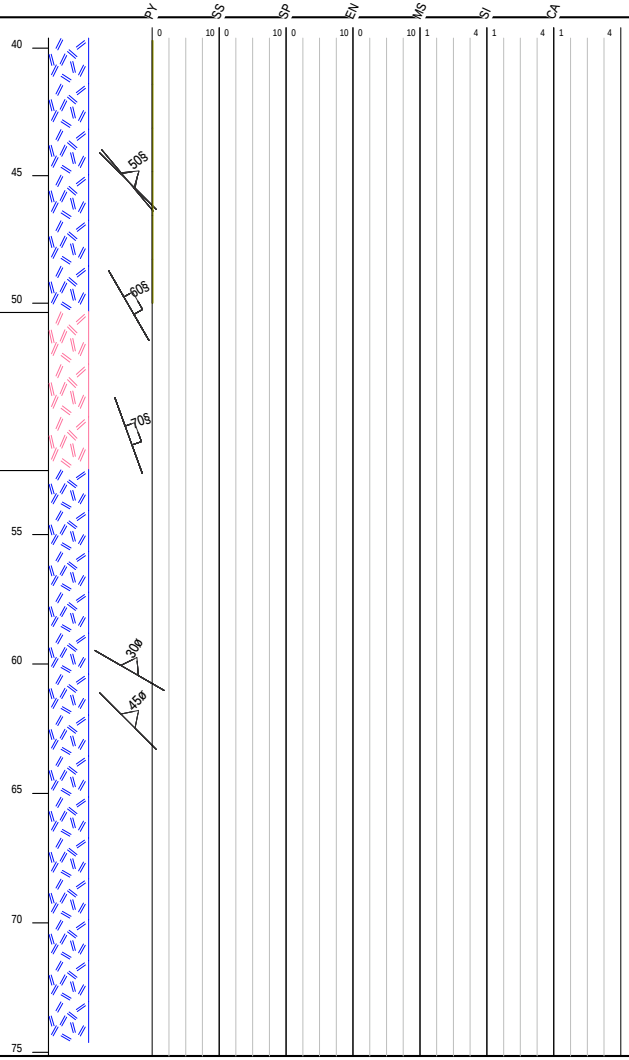

From	To	Width	Sample	Au ppm	Ag ppm	Cu ppm	Pb ppm	Zn ppm
125.78	126.78	1.00	L561484	-0.01	-0.20	196	2	100

Project: THORN2011 **Hole Number:** THN11-52

From	To	Rocktype & Description

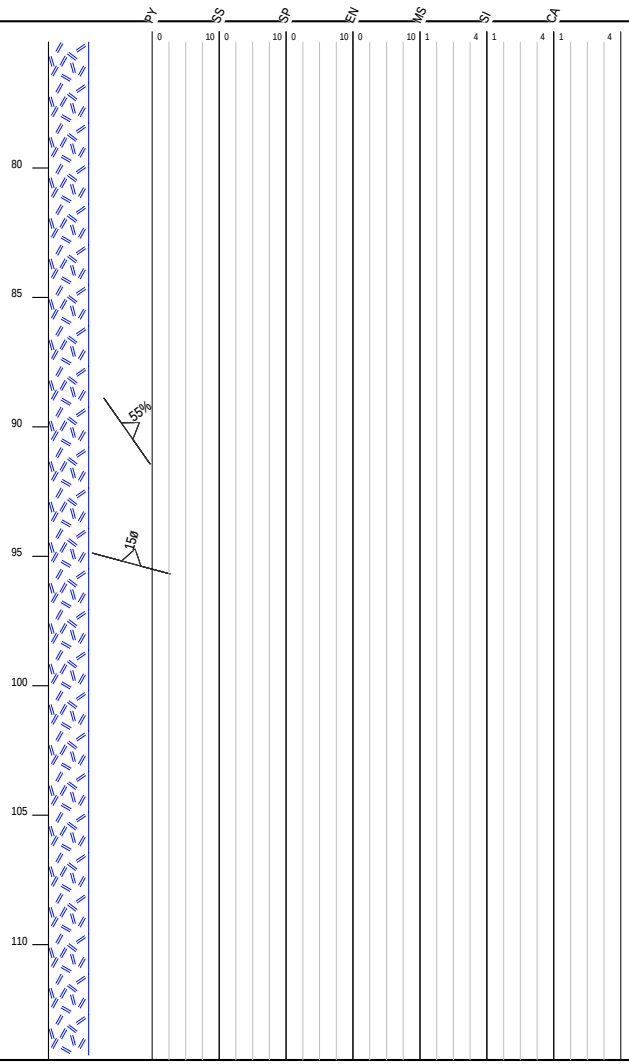

From	To	Width	Sample	Au ppm	Ag ppm	Cu ppm	Pb ppm	Zn ppm

Project: THORN2011 **Hole Number:** THN11-52

From	To	Rocktype	& Description
126.78	148.70	uKIN2	DIORITE - light grey to greenish-grey, fine-grained with mm- to cm-scale quartz eyes throughout, and chlorite altered biotite. Possible highly-altered THORN STOCK (?). Common calcite-silica veining/breccia zones throughout; occasional vugs. Local pyrite blebs and veins associated with the breccia zones. Local faulting. Very broken core from 131.0 - 132.0 m. « 126.78- 128.78 calcite-silica(-pyrite) veins/breccia zone 60-50° 2m» « 139.75- 140.03 epidote-potassic alteration 3.00* 280.00mm» < @ 133.75 Ft 70.00° 15.00mm > < @ 140.52 calcite-dolomite-silica vein 25.00° 50.00mm >< @ 136.23 calcite-silica breccia vein 60.00° 30.00mm > « 141.85- 143.93 calcite-silica vein/breccia zone 4.00* 2.08m»< @ 144.34 calcite-rimmed silica vein 45.00° 25.00mm >
148.70	156.43	uTMV4	PORPHYRY - hematite-red to light green, medium- to coarse-grained, feldspar-augite porphyry. Common silica-calcite breccia veining throughout. « 153.40- 154.82 calcite-silica vein/breccia zones 2* 1.42m»



From	To	Width	Sample	Au ppm	Ag ppm	Cu ppm	Pb ppm	Zn ppm
126.78	127.78	1.00	L561485	0.06	1.20	128	85	253
127.78	128.78	1.00	L561486	0.05	1.60	125	209	849
128.78	129.78	1.00	L561487	-0.01	1.80	150	77	210
129.78	130.78	1.00	L561490	-0.01	0.70	240	17	264
130.78	131.78	1.00	L561491	0.01	3.20	218	8	156
131.78	132.78	1.00	L561492	-0.01	0.40	222	4	164
132.78	133.78	1.00	L561493	-0.01	0.20	186	5	143
133.78	134.75	0.97	L561494	0.01	0.30	202	9	147
134.75	135.75	1.00	L561495	-0.01	0.40	179	7	116
135.75	136.75	1.00	L561496	-0.01	0.50	227	9	144
136.75	137.80	1.05	L561497	-0.01	0.20	119	14	116
137.80	139.80	2.00	L561498	-0.01	-0.20	22	10	60
139.80	140.80	1.00	L561499	-0.01	0.20	148	6	107
140.80	141.80	1.00	L561500	-0.01	0.20	184	9	121
141.80	142.80	1.00	L561501	-0.01	1.20	152	116	433
142.80	143.93	1.13	L561502	-0.01	0.20	48	5	46
143.93	144.93	1.00	L561503	-0.01	0.20	189	6	121
144.93	145.90	0.97	L561504	-0.01	0.20	170	3	130
145.90	146.90	1.00	L561505	-0.01	-0.20	191	-2	139
146.90	147.90	1.00	L561506	-0.01	-0.20	185	4	117
147.90	148.90	1.00	L561507	-0.01	0.20	103	6	89
148.90	150.90	2.00	L561508	-0.01	-0.20	91	4	71
150.90	152.40	1.50	L561512	-0.01	-0.20	184	2	122
152.40	153.40	1.00	L561513	-0.01	0.20	156	7	102
153.40	154.40	1.00	L561514	-0.01	0.30	149	12	95
154.40	155.45	1.05	L561515	-0.01	0.40	130	7	121
155.45	156.43	0.98	L561516	-0.01	0.30	187	4	125

Project: THORN2011 **Hole Number:** THN11-52

From	To	Rocktype	& Description
156.43	161.54	FALT	

FAULT - fault zone developed through altered andesite, basalt, and calcite-silica vein/breccia alteration.

« cal 2.00*» « sil 3.00*»
« 157.25- 158.50 gouge fault 45.00°»
« 160.31- 161.00 gouge fault 45.00°»

From	To	Rocktype	& Description
161.54	256.03	uTMV1	

BASALT - Stuhini Group as previous. Occasional calcite veining throughout. Rare pyrite mineralization. EOH.

« pyr 0.05%»
« hem 0.10%»
« cal 1.00*»

< @ 162.40 pyrite veinlet 40.00° 1.00mm >< @ 163.46 calcite vein 25.00° 10.00mm >< @ 166.68 calcite vein 25.00° 12.00mm >
« 167.22- 167.77 epidote alteration 4.00* 550.00mm»
« 171.35- 173.10 epidote alteration 2.00* 1.75m»
« 174.95- 175.35 epidote alteration 4.00* 40.00mm»
« 176.85- 177.35 epidote alteration 4.00* 50.00mm»< @ 178.94 pyrite vein 25.00° 10.00mm >
« 179.60- 180.07 epidote alteration 4.00* 47.00mm»< @ 182.29 pyrite vein 25.00° 15.00mm >
« 184.73- 186.55 epidote alteration 3.00* 1.82m»< @ 188.02 pyrite vein 25.00° 1.00mm >< @ 196.02 calcite vein 20.00° 10.00mm > < @ 200.00 Ft 30.00° 250.00mm > < @ 211.45 calcite vein 45.00° 30.00mm >< @ 217.97 silica rimmed by calcite, rimmed by dolomite vein 35.00° 70.00mm >< @ 215.05 calcite-hematite vein 15.00° 10.00mm >< @ 225.05 calcite vein 40.00° 50.00mm >< @ 230.08 silica-calcite vein 45.00° 30.00mm >
« 234.00- 234.31 pyrite veinlets 1.00*»< @ 235.64 calcite-hematite vein 30.00° 10.00mm >< @ 249.11 calcite vein 40.00° 50.00mm >

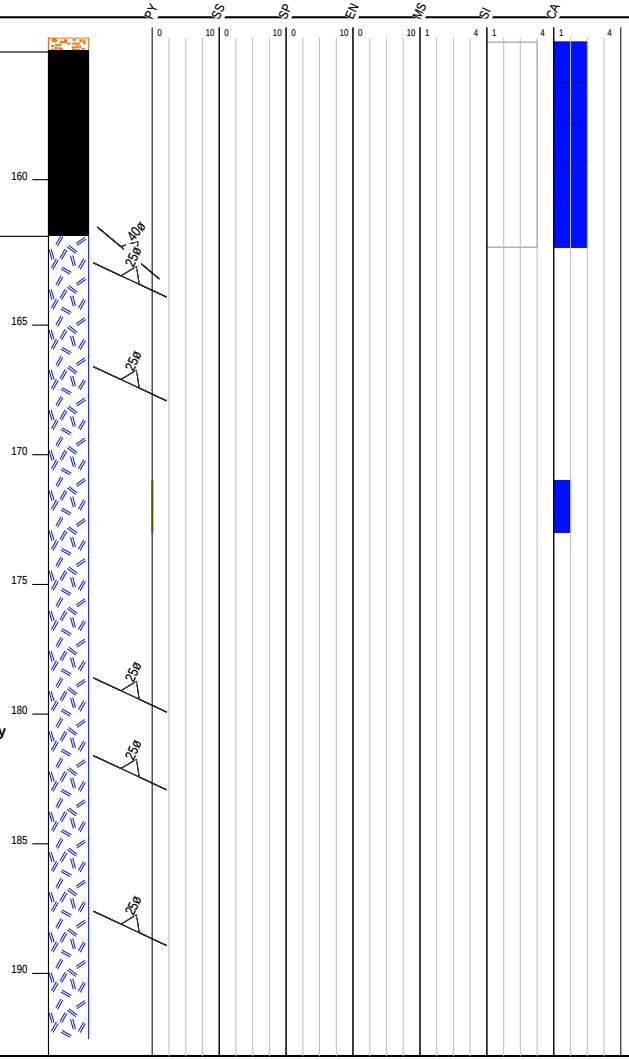

From	To	Width	Sample	Au ppm	Ag ppm	Cu ppm	Pb ppm	Zn ppm
156.43	157.49	1.06	L561517	-0.01	0.30	188	6	122
157.49	158.50	1.01	L561518	-0.01	0.20	193	5	129
158.50	159.50	1.00	L561519	-0.01	-0.20	31	3	54
159.50	160.50	1.00	L561520	-0.01	0.20	71	4	67
160.50	161.54	1.04	L561521	-0.01	0.20	197	7	146
161.54	162.54	1.00	L561522	-0.01	0.20	170	3	112
162.54	164.59	2.05	L561523	-0.01	-0.20	183	4	125
164.59	166.76	2.17	L561524	-0.01	0.20	191	4	95
166.76	168.80	2.04	L561525	-0.01	0.20	166	3	86
168.80	171.39	2.59	L561526	-0.01	0.20	197	4	113
171.39	173.86	2.47	L561527	-0.01	-0.20	198	4	97
173.86	176.36	2.50	L561528	-0.01	0.20	161	3	83
176.36	178.65	2.29	L561529	-0.01	-0.20	163	2	80
178.65	179.13	0.48	L561530	-0.01	0.30	193	6	134
179.13	182.00	2.87	L561533	-0.01	-0.20	218	5	76
182.00	182.78	0.78	L561534	-0.01	0.20	206	5	120
182.78	183.89	1.11	L561535	-0.01	0.30	178	4	90
232.59	234.00	1.41	L561536	-0.01	-0.20	165	6	101
234.00	234.47	0.47	L561537	-0.01	0.50	203	14	158
234.47	235.39	0.92	L561538	-0.01	0.20	63	4	98

Project: THORN2011 **Hole Number:** THN11-52

From	To	Rocktype	& Description

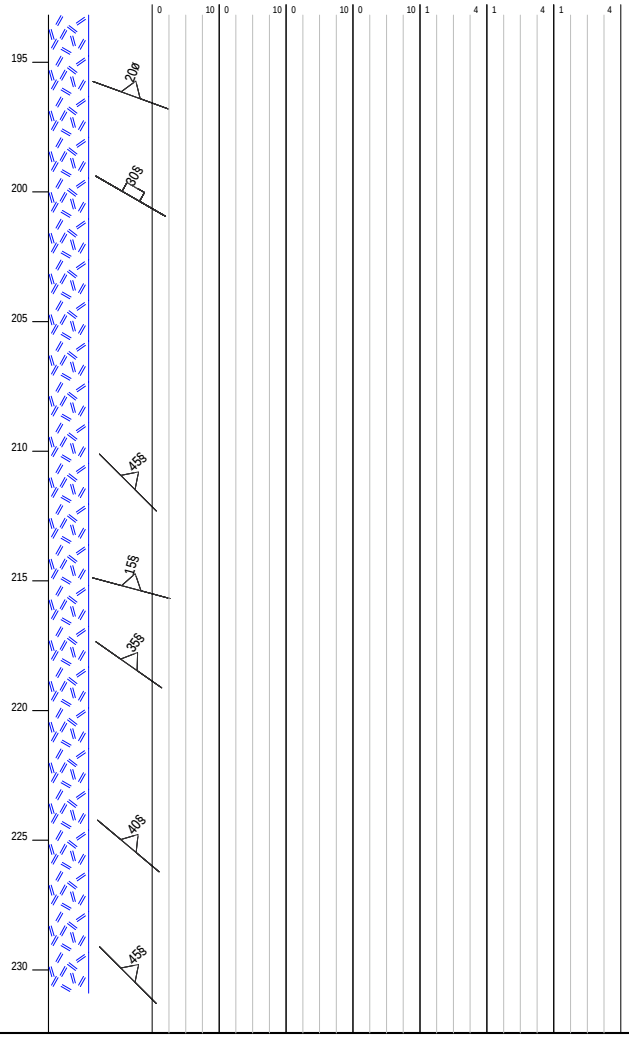

From	To	Width	Sample	Au ppm	Ag ppm	Cu ppm	Pb ppm	Zn ppm

Project: THORN2011 **Hole Number:** THN11-52

From	To	Rocktype & Description
256.03	256.03	EOH



From	To	Width	Sample	Au ppm	Ag ppm	Cu ppm	Pb ppm	Zn ppm

Drill Log Legend

BRXX

CASN

FALT

Fj

Flg

Fr

Ft

Sz

V

Vbx

bed

cont

uKIN2

uTMV1

uTMV4

DRILL LOG

Project: Thorn	**Collar Elevation (m):** 914.7
Hole THN11-53	**Azimuth (º):** 0.0
Location: 6491898 m North, 628761 m East	**Dip (º):** -70.0
Logged by: W.Carter	**Length (m):** 366.36
Drilled by: Full Force	**Horizontal Projection:**
Assayed by: ALS Chemex	**Vertical Projection:**
Core Size: NQ2	**Objective** Test the extent of the high-grade mineralization in the Oban Zone ~20 m NW of THN04-25.
Date Started: 2011/09/03 **Date Completed:** 2011/09/07	
Dip Tests By: Reflex	

Summary Log:

0.00 - 3.80 m : Casing in overburden
3.80 - 19.23 m : Thorn Stock
19.23 - 309.60 m : Oban Breccia - pyrite(-pyrrhotite-chalcopyrite-galena-sphalerite) mineralization throughout and in particularly at 130.84 - 130.92 m, 221.80 - 226.09 m, 246.04 - 250.00 m, and 254.84 - 257.56 m. Felsic dykes and basaltic dykes are common throughout.
309.60 - 366.36 m: Thorn Stock - basaltic dyke at 333.70 - 335.63 m.
EOH

Downhole surveys:

Depth	Dip	Azimuth
0.00	-70.00	0.00
48.77	-72.30	12.00
100.58	-72.50	13.80
152.40	-72.60	14.80
204.22	-72.70	15.80
256.03	-72.90	16.60
307.85	-73.10	17.30
359.66	-73.20	19.20

Project: THORN2011 **Hole Number:** THN11-53

From	To	Rocktype	& Description
0.00	3.80	CASN	CASING - no core
3.80	19.23	uKPO1	THORN STOCK - light grey, coarse-grained feldspar-qtz-biotite porphyry; disseminated pyrite throughout. Weak sericite-clay-chlorite alteration. « ser 1.00*» « cly 1.00*» « chl 1.00*»
19.23	99.37	uKBX1	OBAN BRECCIA - magmatic-hydrothermal breccia; fragments are dominantly Thorn Stock with lesser finer-grained porphyritic lithologies and ocassional Stuhini volcanics. For the most part fragment-supported; typically round to sub-rounded clasts, rare angular fragments, from mm-scale to m-scale. The matrix is siliceous and chlorite bearing; overall weakly chlorite-sericite altered. Pyrite mineralization occurs as disseminations within clasts, as well as fragments and remobilized veins/veinlets throughout the matrix. « sil 3.00*» « chl 2.00*» « ser 1.00*» « pyr 5.00%» « pyr 0.10%» < @ 34.36 Ft 15.00° 15.00mm >

From	To	Width	Sample	Au ppm	Ag ppm	Cu ppm	Pb ppm	Zn ppm
3.80	6.10	2.30	L561539	0.01	-0.20	10	13	79
6.10	7.10	1.00	L561540	0.01	-0.20	11	20	44
7.10	8.09	0.99	L561541	0.01	-0.20	11	22	53
8.09	9.14	1.05	L561542	-0.01	-0.20	11	19	48
9.14	10.14	1.00	L561543	-0.01	-0.20	12	18	56
10.14	11.14	1.00	L561544	-0.01	-0.20	14	15	63
11.14	12.19	1.05	L561545	-0.01	-0.20	17	20	64
12.19	13.16	0.97	L561546	-0.01	-0.20	13	21	61
13.16	14.16	1.00	L561547	-0.01	-0.20	12	16	52
14.16	15.16	1.00	L561548	-0.01	-0.20	13	22	39
15.16	16.16	1.00	L561549	0.01	-0.20	9	18	34
16.16	17.16	1.00	L561550	-0.01	-0.20	10	19	32
17.16	18.16	1.00	L561551	-0.01	0.20	14	25	50
18.16	19.23	1.07	L561555	-0.01	-0.20	22	32	35
19.23	20.23	1.00	L561556	0.01	-0.20	11	34	166
20.23	21.23	1.00	L561557	0.01	3.10	28	1090	5160
21.23	22.23	1.00	L561558	0.02	5.00	38	1270	3950
22.23	23.23	1.00	L561559	0.07	4.10	38	856	2940
23.23	24.25	1.02	L561560	0.01	3.00	23	539	2390
24.25	25.25	1.00	L561561	0.05	18.10	31	4590	18350
25.25	26.25	1.00	L561562	0.05	14.80	45	2310	12750
26.25	27.25	1.00	L561563	0.02	7.30	37	1090	4580
27.25	28.25	1.00	L561564	0.04	7.00	46	946	3830
28.25	29.25	1.00	L561565	0.02	7.10	42	885	3300
29.25	30.25	1.00	L561566	0.01	6.00	25	754	2410
30.25	31.23	0.98	L561567	0.02	10.20	34	1570	5750
31.23	32.23	1.00	L561568	0.01	8.30	36	1320	5190
32.23	33.23	1.00	L561569	-0.01	5.50	34	872	3330
33.23	34.23	1.00	L561570	0.03	4.90	34	665	1940
34.23	35.24	1.01	L561571	0.01	5.30	16	892	2450
35.24	36.24	1.00	L561572	0.01	6.90	13	1040	3870
36.24	37.24	1.00	L561573	0.01	7.20	16	928	3480
37.24	38.24	1.00	L561576	-0.01	4.30	29	667	2790
38.24	39.24	1.00	L561577	0.02	10.20	24	1370	6110
39.24	40.24	1.00	L561578	0.01	8.40	27	1120	3170
40.24	41.24	1.00	L561579	0.02	9.30	40	1205	4490

Project: THORN2011 **Hole Number:** THN11-53

From	To	Rocktype & Description

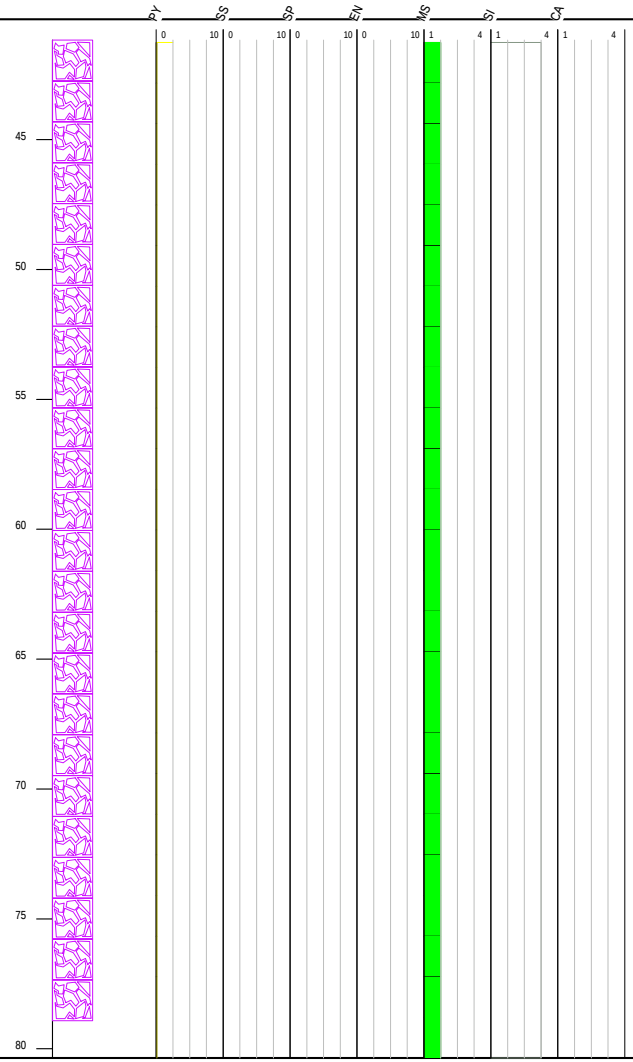

From	To	Width	Sample	Au ppm	Ag ppm	Cu ppm	Pb ppm	Zn ppm
41.24	42.24	1.00	L561580	0.02	7.60	42	871	5310
42.24	43.24	1.00	L561581	0.05	23.30	64	4690	9440
43.24	44.30	1.06	L561582	0.02	15.10	83	2310	5550
44.30	45.52	1.22	L561583	0.03	8.30	28	1285	5130
45.52	46.58	1.06	L561584	0.01	15.90	19	3020	5310
46.58	47.62	1.04	L561585	0.02	7.00	22	779	3570
47.62	48.59	0.97	L561586	0.06	7.60	31	850	3880
48.59	49.59	1.00	L561587	0.07	9.90	33	858	4870
49.59	50.57	0.98	L561588	0.01	5.00	12	352	1330
50.57	51.57	1.00	L561589	0.05	11.30	25	825	2560
51.57	52.57	1.00	L561590	0.13	19.70	53	1245	7310
52.57	53.57	1.00	L561591	0.14	14.30	48	926	6800
53.57	54.57	1.00	L561592	0.11	22.50	61	2640	14900
54.57	55.57	1.00	L561593	0.09	19.40	35	2750	13200
55.57	56.57	1.00	L561594	0.09	11.80	31	2030	10750
56.57	57.57	1.00	L561598	0.07	10.70	75	993	9760
57.57	58.57	1.00	L561599	0.09	11.10	48	713	12050
58.57	59.57	1.00	L561600	0.10	12.00	48	546	11300
59.57	60.61	1.04	L561601	0.08	16.40	55	872	9540
60.61	61.61	1.00	L561602	0.07	16.70	57	772	8610
61.61	62.61	1.00	L561603	0.09	26.40	67	2150	11350
62.61	63.61	1.00	L561604	0.10	38.20	80	4190	7590
63.61	64.61	1.00	L561605	0.29	75.30	105	1000	2150
64.61	65.62	1.01	L561606	0.24	123.00	227	957	2300
65.62	66.62	1.00	L561607	0.12	36.70	61	1135	4560
66.62	67.63	1.01	L561608	0.17	82.10	95	1290	8020
67.63	68.63	1.00	L561609	0.31	193.00	174	1720	11250
68.63	70.10	1.47	L561610	0.05	44.40	53	638	4380
70.10	71.10	1.00	L561611	0.01	4.50	11	619	1285
71.10	72.10	1.00	L561612	0.06	19.60	39	964	5130
72.10	73.10	1.00	L561613	0.18	91.00	111	1090	7370
73.10	74.10	1.00	L561614	0.15	82.70	113	522	657
74.10	75.10	1.00	L561615	0.27	77.10	180	860	1310
75.10	76.10	1.00	L561616	0.13	22.70	111	423	1135
76.10	77.10	1.00	L561619	0.06	11.40	60	393	3880
77.10	78.10	1.00	L561620	0.05	14.20	41	363	6060
78.10	79.10	1.00	L561621	0.09	13.50	34	401	5760
79.10	80.13	1.03	L561622	0.13	20.70	53	402	7130
80.13	81.13	1.00	L561623	0.12	17.70	46	505	6610

Project: THORN2011 **Hole Number:** THN11-53

From	To	Rocktype	& Description
99.37	101.85	FELS	
			FELSIC DYKE - light creamy-grey, fine-grained to aphanitic fragment in the Oban Breccia. Lower contact 30 degrees TCA.
101.85	217.98	uKBX1	
			OBAN BRECCIA - as previous. Sulphide mineralization (pyrite, phyrrotite, chalcopyrite, galena) varies from trace to 25% as matrix filling and blebs and veins within clasts. Clast size is variable as well, ranging from zones of fairly homogeneous cm- to mm- scale clasts, to heterogeneous zones where blocks are almost m-scale to mm-scale. Ocassional fault zones throughout.
			*Toby recognizes a fabric to the clasts which may indicate fall-back breccia into a lake environment (60-65 degrees TCA). Some of the clasts appear to be settled into an argillitic sediment.
			« pyr 5.00%»
			« pyr 0.10%»
			« gln 0.01%»
			« pyo 0.01%»
			« ccp 0.01%»
			« sil 3.00*»

From	To	Width	Sample	Au ppm	Ag ppm	Cu ppm	Pb ppm	Zn ppm
81.13	82.13	1.00	L561624	0.14	12.60	37	545	8340
82.13	83.13	1.00	L561625	0.26	35.00	86	828	8790
83.13	84.10	0.97	L561626	0.28	23.30	65	453	8890
84.10	85.12	1.02	L561627	0.21	27.10	64	443	8060
85.12	86.12	1.00	L561628	0.26	30.00	71	433	6460
86.12	87.12	1.00	L561629	0.24	57.50	145	1035	3160
87.12	88.12	1.00	L561630	0.13	23.00	63	673	4440
88.12	89.09	0.97	L561631	0.05	11.50	29	1040	1845
89.09	90.09	1.00	L561632	0.04	17.40	46	704	3640
90.09	91.05	0.96	L561633	0.07	13.10	32	576	2190
91.05	92.05	1.00	L561634	0.06	15.70	46	649	3810
92.05	93.05	1.00	L561635	0.05	16.40	51	384	4950
93.05	94.00	0.95	L561636	0.06	9.70	36	547	3720
94.00	95.00	1.00	L561637	0.05	6.80	33	453	3610
95.00	96.05	1.05	L561641	0.06	9.40	37	584	4040
96.05	97.05	1.00	L561642	0.09	17.80	37	1770	2750
97.05	98.05	1.00	L561643	0.23	73.40	117	4200	7420
98.05	99.37	1.32	L561644	0.21	31.10	92	3060	3710
99.37	100.37	1.00	L561645	0.02	1.50	9	230	874
100.37	101.37	1.00	L561646	0.01	0.70	4	131	520
101.37	102.52	1.15	L561647	0.07	4.00	23	327	1400
102.52	103.52	1.00	L561648	0.01	11.90	33	664	2110
103.52	104.52	1.00	L561649	0.11	20.10	62	564	2490
104.52	105.55	1.03	L561650	0.23	61.10	154	1830	8510
105.55	106.55	1.00	L561651	0.26	72.10	165	1950	6940
106.55	107.55	1.00	L561652	0.27	28.90	77	541	2370
107.55	108.55	1.00	L561653	0.23	39.50	101	382	1665
108.55	109.55	1.00	L561654	0.36	79.50	169	1270	7180
109.55	110.55	1.00	L561655	0.17	25.20	53	411	1390
110.55	111.64	1.09	L561656	0.26	28.20	58	496	1615
111.64	112.58	0.94	L561657	0.28	23.80	52	635	2640
112.58	113.58	1.00	L561658	0.47	57.60	117	1740	5400
113.58	114.58	1.00	L561659	0.34	29.60	66	462	3250
114.58	115.58	1.00	L561662	0.49	92.00	148	1280	6370
115.58	116.58	1.00	L561663	0.30	57.20	102	776	3670
116.58	117.58	1.00	L561664	0.24	36.90	77	2130	1635
117.58	118.58	1.00	L561665	0.12	13.20	36	489	1180

Project: THORN2011 **Hole Number:** THN11-53

From	To	Rocktype & Description
« chl 2.00*»		
« ser 1.00*»		
« 126.85- 130.80 fault zone 15-15° 3.95m»		
« 130.32- 130.55 pyrite vein 15° 23mm»		
« 130.84- 130.92 pyrite-galena veins 5%»< @ 131.64 pyrite-galena vein 45° 10mm >< @ 158.24 argillic ARGL 80° 10mm >		
« 171.75- 174.50 fault zone FALT 15.00-5.00° 2.75m» < @ 187.20 Ft 75.00° 20.00mm > < @ 211.17 Ft 50.00º 4.00mm > < @ 211.61 Ft 50.00º 12.00mm >		
« 212.70- 215.08 fault zone FALT 45-60 2.38m» < @ 214.00 pyrite vein 15° 6mm >		



From	To	Width	Sample	Au ppm	Ag ppm	Cu ppm	Pb ppm	Zn ppm
118.58	119.58	1.00	L561666	0.07	5.00	12	295	804
119.58	120.55	0.97	L561667	0.04	4.10	12	327	932
120.55	121.55	1.00	L561668	0.21	15.40	42	395	2710
121.55	122.55	1.00	L561669	0.13	9.70	31	636	704
122.55	123.55	1.00	L561670	0.11	22.80	84	2900	1125
123.55	124.55	1.00	L561671	0.21	17.00	66	486	1350
124.55	125.55	1.00	L561672	0.07	12.80	55	794	909
125.55	126.55	1.00	L561673	0.07	14.20	72	334	990
126.55	128.55	2.00	L561674	0.23	30.60	112	3450	1755
128.55	130.55	2.00	L561675	0.86	189.00	477	22400	9390
130.55	131.55	1.00	L561676	0.53	80.70	205	2330	1535
131.55	132.55	1.00	L561677	0.70	60.20	200	10800	4740
132.55	133.55	1.00	L561678	0.09	4.00	13	146	360
133.55	134.55	1.00	L561679	0.10	4.80	18	225	470
134.55	135.51	0.96	L561680	0.14	10.40	19	1450	735
135.51	136.51	1.00	L561684	0.08	4.20	16	301	401
136.51	137.51	1.00	L561685	0.04	2.80	13	112	185
137.51	138.51	1.00	L561686	0.05	3.90	11	304	637
138.51	139.52	1.01	L561687	0.02	3.20	19	183	276
139.52	140.52	1.00	L561688	0.06	4.80	22	144	165
140.52	141.52	1.00	L561689	0.06	7.50	19	342	695
141.52	142.52	1.00	L561690	0.05	8.00	17	231	942
142.52	143.52	1.00	L561691	0.04	5.40	12	316	1280
143.52	144.52	1.00	L561692	0.11	11.50	20	802	2430
144.52	145.56	1.04	L561693	0.13	13.60	29	503	4080
145.56	146.56	1.00	L561694	0.03	6.10	14	207	1565
146.56	147.56	1.00	L561695	0.08	7.80	15	309	2490
147.56	148.55	0.99	L561696	0.07	7.20	15	247	1915
148.55	149.55	1.00	L561697	0.32	12.00	29	405	4940
149.55	150.55	1.00	L561698	0.23	10.50	27	459	3040
150.55	152.55	2.00	L561699	0.04	1.80	35	74	333
152.55	153.85	1.30	L561700	0.03	2.30	43	64	96
153.85	154.86	1.01	L561701	0.31	24.20	44	766	2650
154.86	155.86	1.00	L561702	0.52	48.40	83	508	2900
155.86	156.83	0.97	L561705	0.30	18.90	47	301	2020
156.83	157.83	1.00	L561706	0.01	2.10	12	45	130
157.83	158.94	1.11	L561707	0.20	13.70	26	620	1480
158.94	160.08	1.14	L561708	0.17	9.70	19	725	1330
160.08	161.10	1.02	L561709	0.21	11.20	23	1180	2430

Project: THORN2011 **Hole Number:** THN11-53

From	To	Rocktype	& Description

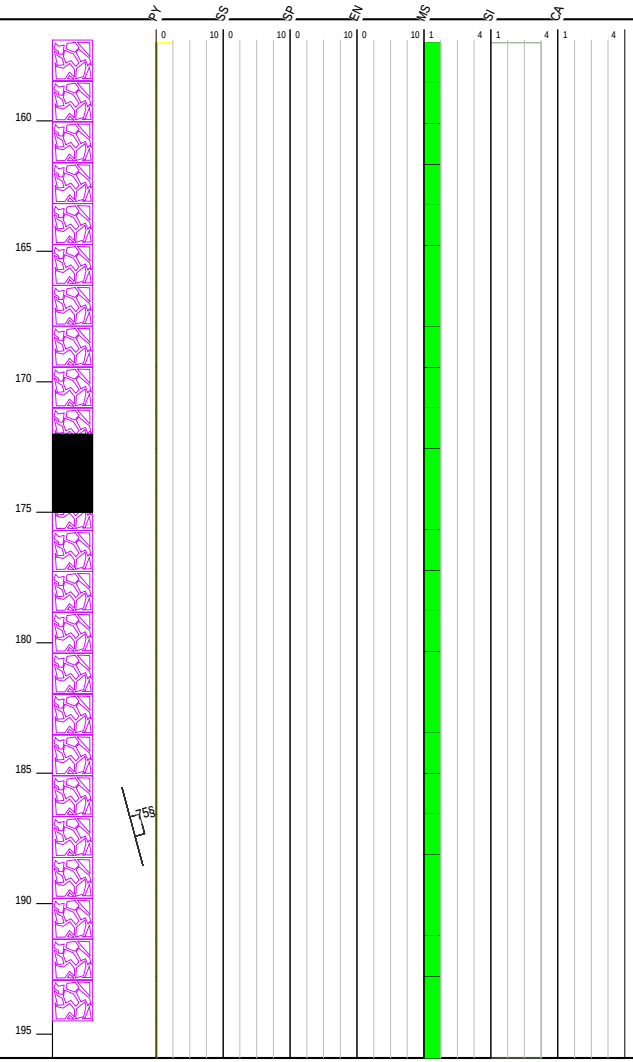

From	To	Width	Sample	Au ppm	Ag ppm	Cu ppm	Pb ppm	Zn ppm
161.10	162.10	1.00	L561710	0.31	16.00	34	2220	3380
162.10	163.10	1.00	L561711	0.26	11.80	26	1345	3690
163.10	164.52	1.42	L561712	0.14	15.90	52	1195	2560
164.52	166.52	2.00	L561713	0.08	8.10	17	564	736
166.52	167.52	1.00	L561714	0.09	4.80	17	338	796
167.52	168.54	1.02	L561715	0.08	7.70	30	820	2620
168.54	169.59	1.05	L561716	0.34	9.70	39	842	2750
169.59	170.69	1.10	L561717	0.45	5.50	33	333	2740
170.69	171.58	0.89	L561718	1.00	6.20	31	428	2540
171.58	173.74	2.16	L561719	0.43	8.40	139	470	8350
173.74	174.79	1.05	L561720	0.39	6.10	247	625	16100
174.79	175.79	1.00	L561721	0.42	4.00	160	529	12850
175.79	176.78	0.99	L561722	0.58	4.00	168	613	10950
176.78	177.78	1.00	L561723	0.91	6.30	163	729	7620
177.78	178.75	0.97	L561727	0.65	12.00	114	1540	4060
178.75	179.83	1.08	L561728	0.80	13.70	143	2480	8440
179.83	180.80	0.97	L561729	1.06	12.40	147	1750	12400
180.80	181.80	1.00	L561730	0.44	8.50	40	563	1885
181.80	182.88	1.08	L561731	0.06	4.20	20	123	768
182.88	183.88	1.00	L561732	0.31	9.40	31	494	2130
183.88	184.88	1.00	L561733	0.19	7.90	28	317	1120
184.88	185.87	0.99	L561734	0.20	9.10	34	634	2290
185.87	186.85	0.98	L561735	0.26	16.00	68	626	2660
186.85	187.83	0.98	L561736	0.30	20.10	77	1600	6120
187.83	188.84	1.01	L561737	0.36	49.80	425	5890	21900
188.84	189.85	1.01	L561738	0.41	16.60	79	2490	4500
189.85	191.93	2.08	L561739	0.98	16.80	67	2150	3570
191.93	192.93	1.00	L561740	0.85	18.80	82	2480	6270
192.93	193.95	1.02	L561741	0.41	7.10	92	401	4760
193.95	194.96	1.01	L561742	0.37	12.20	125	1425	9640
194.96	195.96	1.00	L561743	0.44	10.60	113	1010	7810
195.96	196.97	1.01	L561744	0.38	10.30	92	1030	4210
196.97	197.94	0.97	L561745	0.24	8.00	65	837	4460
197.94	198.97	1.03	L561748	0.18	10.00	79	939	5090
198.97	199.99	1.02	L561749	0.16	8.90	76	1150	4140
199.99	200.99	1.00	L561750	0.45	10.30	77	1485	4400
200.99	201.99	1.00	L561751	0.28	10.80	85	752	3920
201.99	202.99	1.00	L561752	0.38	13.90	68	1815	4650
202.99	203.99	1.00	L561753	0.29	19.50	97	1950	4880

Project: THORN2011 **Hole Number:** THN11-53

From	To	Rocktype	& Description
217.98	219.23	FELS	FELSIC DYKE - light brown, very fine-grained felsic dyke. Flow bandings along contacts; contact irregular/undulose through breccia. Upper and lower contacts are 15 degrees TCA.
219.23	220.70	uKBX1	OBAN BRECCIA - as previous; siliceous matrix withsulphide mineralization occurring as blebs surrounding clasts. « sil 3.00*» « pyr 5.00%» « ccp 0.01%»
220.70	221.80	FELS	FELSIC DYKE - as previous.
221.80	226.09	uKBX1	OBAN BRECCIA - as previous; breccia matrix is siliceous. Pyrite-chalcopyrite mineralization as veins and blebs surrounding clasts.



From	To	Width	Sample	Au ppm	Ag ppm	Cu ppm	Pb ppm	Zn ppm
203.99	204.99	1.00	L561754	0.34	25.10	104	2850	3680
204.99	205.99	1.00	L561755	0.23	21.00	101	2880	2780
205.99	206.99	1.00	L561756	0.39	13.10	85	1545	2350
206.99	207.99	1.00	L561757	0.27	8.00	117	753	1835
207.99	208.94	0.95	L561758	0.31	6.90	211	832	1840
208.94	210.00	1.06	L561759	0.14	5.50	216	241	1585
210.00	212.02	2.02	L561760	0.23	7.70	175	712	2750
212.02	213.16	1.14	L561761	0.23	12.90	170	2080	5430
213.16	214.17	1.01	L561762	0.56	31.80	1110	350	1630
214.17	215.17	1.00	L561763	0.78	11.20	644	422	2300
215.17	216.17	1.00	L561764	0.09	2.10	106	231	1085
216.17	217.17	1.00	L561765	0.55	9.40	1015	286	3370
217.17	217.98	0.81	L561769	0.79	14.90	1380	260	2950
217.98	219.23	1.25	L561770	0.01	0.40	43	14	118
219.23	220.70	1.47	L561771	0.72	11.90	848	197	3640
220.70	221.80	1.10	L561772	0.06	1.20	112	18	296
221.80	222.80	1.00	L561773	1.02	11.30	673	179	2740
222.80	223.78	0.98	L561774	0.96	18.50	1465	199	2720
223.78	224.80	1.02	L561775	0.72	18.80	2610	242	3060

Project: THORN2011 **Hole Number:** THN11-53

From	To	Rocktype	& Description
			« sil 3.00*»
			« pyr 5.00%»
			« ccp 1.00%»
226.09	229.10	FELS	
			FELSIC DYKE - as previous
229.10	267.70	uKBX1	
			OBAN BRECCIA - as previous; siliceous matrix with pyrite-chalcopyrite blebs surrounding clasts.
			« pyr 5.00%»
			« ccp 0.05%»
			« sil 3.00*»
			« chl 1.00*»
			< @ 240.61 Ft 35.00º 4.00mm >
			« 247.49- 247.89 fault zone FALT 30.00-35.00º 400.00mm»
			« 246.04- 250.00 pyrite breccia matrix fill 2.00% 3.96m» < @ 252.25 Ft 25.00º 2.00mm > < @ 252.85 Ft 45.00º 160.00mm >
			« 254.84- 257.56 pyrite breccia matrix fill 1.00% 2.72m»
			« 260.54- 260.62 shear 50.00-30.00º 80.00mm» < @ 262.31 Ft 30.00º 50.00mm >



From	To	Width	Sample	Au ppm	Ag ppm	Cu ppm	Pb ppm	Zn ppm
224.80	226.09	1.29	L561776	1.05	29.40	2870	235	3730
226.09	226.82	0.73	L561777	0.04	0.80	77	36	323
226.82	228.84	2.02	L561778	0.21	2.80	96	321	2050
228.84	229.10	0.26	L561779	0.24	3.10	145	323	1835
229.10	230.69	1.59	L561780	-0.01	-0.20	38	12	131
230.69	231.65	0.96	L561781	0.20	6.10	387	448	2090
231.65	232.70	1.05	L561782	0.23	6.10	518	407	1970
232.70	233.70	1.00	L561783	1.06	51.40	4270	650	5110
233.70	234.70	1.00	L561784	1.24	137.00	7440	669	7640
234.70	235.70	1.00	L561785	1.06	128.00	4880	721	5860
235.70	236.67	0.97	L561786	0.46	29.20	1145	664	23200
236.67	237.74	1.07	L561787	0.31	7.10	554	505	21300
237.74	238.74	1.00	L561790	0.31	6.50	274	571	14450
238.74	239.74	1.00	L561791	0.28	5.50	147	659	11700
239.74	240.79	1.05	L561792	0.30	6.30	103	926	7470
240.79	241.79	1.00	L561793	0.10	6.40	64	661	5850
241.79	242.79	1.00	L561794	0.23	7.60	76	853	6080
242.79	243.79	1.00	L561795	0.16	6.90	51	594	5210
243.79	244.80	1.01	L561796	0.04	9.70	83	694	4430
244.80	245.80	1.00	L561797	0.02	7.60	71	400	2360
245.80	246.79	0.99	L561798	0.03	7.60	48	871	4240
246.79	247.84	1.05	L561799	0.03	8.80	133	959	3320
247.84	248.84	1.00	L561800	0.02	3.60	34	506	2850
248.84	249.84	1.00	L561801	0.01	2.70	22	464	1200
249.84	250.84	1.00	L561802	0.04	4.10	60	278	1920
250.84	251.84	1.00	L561803	0.03	3.30	41	221	1860
251.84	252.84	1.00	L561804	0.03	3.40	92	302	2690
252.84	253.84	1.00	L561805	0.03	4.30	65	373	1660
253.84	254.84	1.00	L561806	0.02	3.00	40	158	499
254.84	255.84	1.00	L561807	0.07	10.80	138	1315	9650
255.84	256.84	1.00	L561808	0.02	4.90	110	445	1760
256.84	257.84	1.00	L561809	0.01	2.50	69	169	792
257.84	258.84	1.00	L561813	0.02	2.80	93	154	417
258.84	259.84	1.00	L561814	0.01	5.60	75	719	1930
259.84	260.84	1.00	L561815	0.01	2.60	78	172	721
260.84	261.87	1.03	L561816	0.02	2.70	113	139	361

Project: THORN2011 **Hole Number:** THN11-53

From	To	Rocktype	& Description
267.70	270.39	FELS	FELSIC DYKE - light pistachio green, very fine-grained felsic dyke. Faulting throughout entire interval. Siliceous alterated, with later calcite veining associated with faulting. « sil 4.00*» « cal 2.00*» « fault zone FALT 35.00-20.00° 2.68m»
270.39	272.67	uKBX1	OBAN BRECCIA - as previous « sil 3.00*» « pyr 3.00%»
272.67	273.30	FELS	FELSIC DYKE - as previous; light pistachio green siliceous alteration at top; faulting at basal contact. « 272.67- 273.10 silica alteration 30-30° 43mm» < @ 273.07 Ft 30.00° 200.00mm > « 276.16- 277.37 fault zone FALT 35.00-45.00° 1.21m» < @ 278.13 Ft 50.00° 90.00mm >
273.30	281.42	uKBX1	OBAN BRECCIA - as previous; siliceous matrix, local faulting, minor mineralization. Ground core from 280.42 - 280.60 m. « sil 3.00*» « pyr 1.00%» « 276.15- 276.65 fault zone FALT 35.00-45.00° 550.00mm» < @ 278.14 Ft 45.00° 100.00mm >
281.42	289.95	FELS	FELSIC DYKE - light pistachio green, very fine-grained felsic dyke; siliceous.

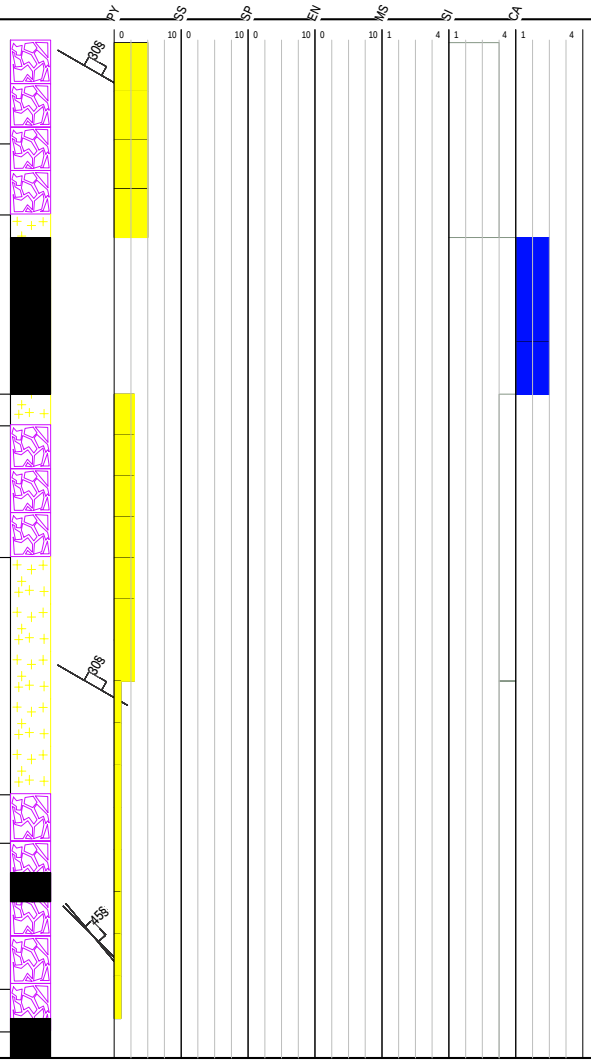

From	To	Width	Sample	Au ppm	Ag ppm	Cu ppm	Pb ppm	Zn ppm
261.87	262.87	1.00	L561817	0.02	2.10	57	157	506
262.87	263.87	1.00	L561818	0.02	1.20	42	127	387
263.87	264.84	0.97	L561819	0.01	1.50	58	115	217
264.84	265.84	1.00	L561820	0.02	0.60	31	48	154
265.84	266.84	1.00	L561821	0.04	2.70	74	399	1290
266.84	267.70	0.86	L561822	0.02	11.40	54	1185	2630
267.70	270.39	2.69	L561823	-0.01	0.80	14	119	378
270.39	271.41	1.02	L561824	0.02	0.30	37	49	212
271.41	272.67	1.26	L561825	0.03	1.00	132	112	357
272.67	273.30	0.63	L561826	0.01	-0.20	21	23	93
273.30	274.32	1.02	L561827	0.02	0.20	75	155	349
274.32	275.32	1.00	L561828	0.03	-0.20	96	82	855
275.32	276.34	1.02	L561829	0.02	0.70	97	206	739
276.34	277.37	1.03	L561830	0.01	0.80	72	334	748
277.37	278.37	1.00	L561831	0.01	0.30	157	70	136
278.37	279.37	1.00	L561834	0.01	0.50	231	39	110
279.37	280.42	1.05	L561835	-0.01	0.30	230	44	166
280.42	281.42	1.00	L561836	0.07	2.10	181	115	592
281.42	283.46	2.04	L561837	-0.01	-0.20	3	35	22
283.46	285.40	1.94	L561838	0.01	-0.20	2	43	23

Project: THORN2011 **Hole Number:** THN11-53

From	To	Rocktype	& Description
			Faulting throughout.
			« sil 3.00*»
			« 281.42- 283.55 fault zone FALT 35.00° 2.13m»
			« 286.00- 289.95 fault zone FALT 10.00-25.00° 3.95m»
289.95	291.74	KTIN2	BASALT - dark green, fine-grained basaltic dyke; phenocrysts are calcite replaced; nice chilled margins.
291.74	292.61	FELS	FELSIC DYKE - light brown, aphanitic felsic dyke; flow banded at basal contact at 45 degrees TCA. Common xenoliths of Oban Breccia fragments throughout. Very siliceous. Trace galena and pyrite.
			« gln 1.00%»
			« pyr 1.00%»
			« sil 4.00*»
292.61	302.95	uKBX1	OBAN BRECCIA - as previous; siliceous, trace pyrite and sphalerite.
			« sil 3.00*»
			« pyr 1.00%»
			« spl 0.50%»
302.95	305.08	KTIN2	BASALT - as previous
305.08	309.60	uKBX1	OBAN BRECCIA - as previous; common sphalerite throughout.
			« sil 3.00*»
			« pyr 1.00%»
			« spl 1.00%»
309.60	333.70	uKPO1	THORN STOCK - light greenish-grey, coarse-grained feldspar-qtz-biotite porphyry. Trace disseminated pyrite throughout; local sphalerite veining.



From	To	Width	Sample	Au ppm	Ag ppm	Cu ppm	Pb ppm	Zn ppm
285.40	287.47	2.07	L561839	-0.01	-0.20	1	43	31
287.47	289.95	2.48	L561840	-0.01	-0.20	4	27	55
289.95	291.74	1.79	L561841	-0.01	-0.20	31	11	123
291.74	292.61	0.87	L561842	0.01	-0.20	29	109	218
292.61	293.61	1.00	L561843	0.01	-0.20	13	64	124
293.61	294.61	1.00	L561844	0.01	-0.20	14	35	157
294.61	295.59	0.98	L561845	0.02	10.10	43	8440	12250
295.59	296.57	0.98	L561846	0.02	1.90	15	283	856
296.57	297.59	1.02	L561847	0.07	40.80	285	3710	7500
297.59	298.59	1.00	L561848	0.04	4.60	34	3500	6430
298.59	299.62	1.03	L561849	0.04	17.40	90	7300	14700
299.62	300.62	1.00	L561850	0.03	5.20	34	2730	5540
300.62	301.62	1.00	L561851	0.02	3.50	44	1480	3850
301.62	302.95	1.33	L561852	0.02	-0.20	12	154	685
302.95	305.08	2.13	L561853	-0.01	-0.20	29	17	145
305.08	306.09	1.01	L561857	0.02	5.30	44	2220	3830
306.09	307.12	1.03	L561858	0.01	7.10	55	1065	7980
307.12	308.60	1.48	L561859	0.02	9.80	66	4830	7690
308.60	309.60	1.00	L561860	0.02	-0.20	6	42	94
309.60	311.63	2.03	L561861	0.02	-0.20	3	31	68
311.63	313.60	1.97	L561862	-0.01	-0.20	1	31	61
313.60	314.60	1.00	L561863	-0.01	-0.20	2	27	50

Project: THORN2011 **Hole Number:** THN11-53

From	To	Rocktype	& Description
			Mild chlorite-alteration.
			« chl 1.00*»
			« pyr 0.50%»
			< @ 329.53 calcite vein 40.00° 25.00mm >< @ 330.27 calcite vein 30.00° 12.00mm
			>< @ 332.96 sphalerite vein 25° 10mm >
333.70	335.63	KTIN2	
			BASALT - as previous;upper and lower contacts 20 degrees TCA.
335.63	366.36	uKPO1	
			THORN STOCK - light grey (greenish-grey in places), typically coarse-grained (with fine-grained intervals throughout) feldspar-qtz-biotite porphyry. Trace dissemnated pyrite throughout. Weakly chlorite altered; local calcite veining throughout. EOH.
			« chl 1.00*»
			« pyr 0.50%» < @ 335.63 calcite vein 20.00° 40.00mm >
			« 342.38- 342.80 calcite veining 10.00° 10.00mm»< @ 344.55 calcite vein 10.00° 5.00mm >< @ 346.40 calcite vein 45.00° 10.00mm >< @ 354.10 calcite vein 20.00° 5.00mm >< @ 355.27 calcite vein 15.00° 30.00mm >< @ 363.55 calcite vein 0° 5.00mm >< @ 364.32 calcite vein 15.00° 6.00mm >

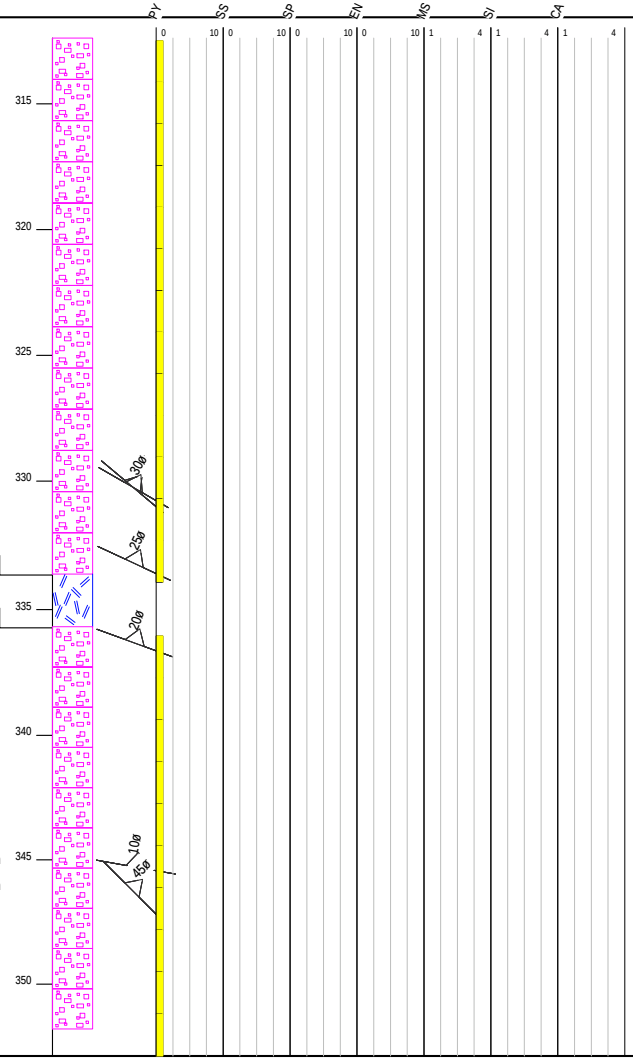

From	To	Width	Sample	Au ppm	Ag ppm	Cu ppm	Pb ppm	Zn ppm
314.60	316.60	2.00	L561864	-0.01	-0.20	-1	18	36
316.60	318.61	2.01	L561865	-0.01	-0.20	2	18	64
318.61	320.61	2.00	L561866	-0.01	-0.20	1	15	59
320.61	322.60	1.99	L561867	0.01	-0.20	1	17	54
322.60	324.60	2.00	L561868	0.01	-0.20	1	18	58
324.60	326.60	2.00	L561869	0.02	-0.20	1	20	91
326.60	327.82	1.22	L561870	0.03	-0.20	3	58	169
327.82	329.82	2.00	L561871	0.05	-0.20	1	21	60
329.82	331.82	2.00	L561872	0.03	-0.20	4	22	90
331.82	332.70	0.88	L561873	0.04	-0.20	6	93	89
332.70	333.70	1.00	L561874	0.30	42.80	153	20400	31400
333.70	335.63	1.93	L561875	-0.01	0.20	31	55	271
335.63	337.70	2.07	L561878	0.05	9.10	59	1490	3580
337.70	339.73	2.03	L561879	0.01	-0.20	8	127	202
339.73	341.73	2.00	L561880	0.04	-0.20	10	57	96
341.73	343.73	2.00	L561881	0.02	-0.20	9	94	744
343.73	346.53	2.80	L561882	0.02	1.80	53	90	373
346.53	349.47	2.94	L561883	0.04	3.00	25	112	182
349.47	351.47	2.00	L561884	0.01	-0.20	11	75	149
351.47	353.57	2.10	L561885	0.01	-0.20	10	79	108
353.57	355.40	1.83	L561886	0.01	-0.20	3	46	104
355.40	357.40	2.00	L561887	0.01	-0.20	4	70	135
357.40	359.40	2.00	L561888	0.02	0.40	11	54	77
359.40	361.40	2.00	L561889	0.02	-0.20	13	66	99
361.40	363.43	2.03	L561890	0.02	-0.20	13	106	147
363.43	366.36	2.93	L561891	-0.01	-0.20	7	58	65

Project: THORN2011 **Hole Number:** THN11-53

From	To	Rocktype & Description
366.36	366.36	EOH

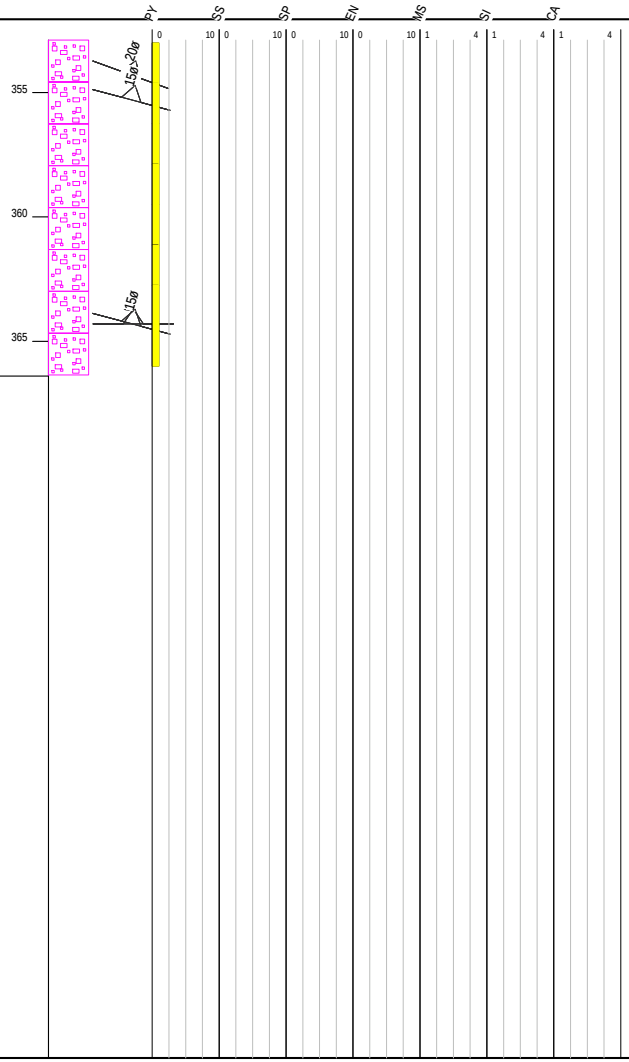

From	To	Width	Sample	Au ppm	Ag ppm	Cu ppm	Pb ppm	Zn ppm

Drill Log Legend

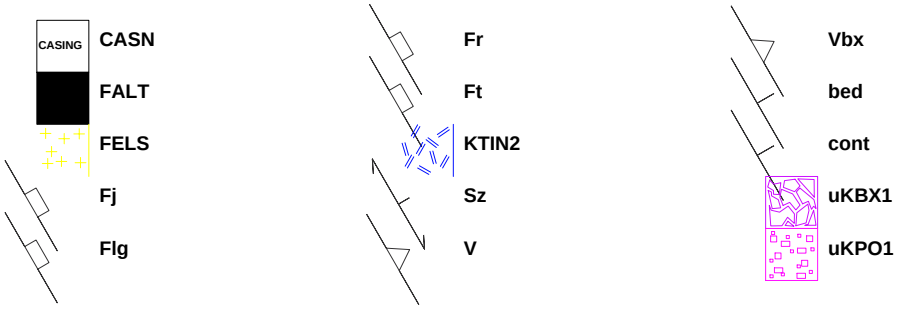

DRILL LOG

Project: Thorn	**Collar Elevation (m):** 910.0
Hole THN11-54	**Azimuth (º):** 145
Location: 6492538 m North, 628311 m East	**Dip (º):** -50.0
Logged by: W.Carter	**Length (m):** 149.35
Drilled by: Full Force	**Horizontal Projection:**
Assayed by: ALS Chemex	**Vertical Projection:**
Core Size: NQ2	**Objective** Test the unconformity between the Windy Table Suite of rocks and the Thorn Stock to target possible stratigraphically-controlled mineralization, as well as the extent of the Lagavulin / I Zone mineralization. Approximately 75 m NW of THN02-09 and -10.
Date Started: 2011/09/09 **Date Completed:** 2011/09/12	
Dip Tests By: Reflex	

Summary Log:

0.00 - 5.50 m : Casing in overburden
5.50 - 55.60 m : Windy Table Suite rocks
55.60 - 149.35 m : Thorn Stock - pyrite-chalcopyrite-sulphosalt mineralization associated with siliceous zones at 55.60 - 58.55 m, and 95.05 - 104.15 m, brecciated Thorn Stock at 114.37 - 117.13 m.
EOH

Downhole surveys:

Depth	Dip	Azimuth
0.00	-50.00	145.00
45.72	-52.00	146.80
97.54	-53.30	148.00
149.35	-53.90	148.00

Project: THORN2011 **Hole Number:** THN11-54

From	To	Rocktype	& Description
0.00	5.50	CASN	CASING - no core
5.50	55.60	uKSV1	WINDY TABLE VOLCANO-PLUTONIC ROCKS - Dacitic/andesitic tuff, lapilli tuff and block tuff: maroon to grey-brown, matrix-supported; locally faulted. Very broken up and rubbly; oxidized. From 48.77 - 55.60 m relatively unoxidized rock; contact is very broken up.



From	To	Width	Sample	Au ppm	Ag ppm	Cu ppm	Pb ppm	Zn ppm
53.60	54.60	1.00	L561892	0.02	0.80	28	140	158
54.60	55.60	1.00	L561893	0.28	1.50	45	230	158

Project: THORN2011 **Hole Number:** THN11-54

From	To	Rocktype	& Description
55.60	114.37	uKPO3	THORN STOCK - light grey, coarse-grained feldspar-qtz-biotite porphyry. Trace amounts of disseminated pyrite throughout. Weak to moderate sericite-clay alteration; locally strong silica altered zones with pyrite-chalcopyrite-sulphosalt mineralization. Faulting is common throughout. From 95.05 - 104.15 m pyrite-chalcopyrite-sulphosalt mineralization associated with silica alteration. Lower contact distinct into breccia phase; 85 degrees TCA. « pyr 1.00%» « cpy 0.50%» « ser 1.00*» « cly 1.00*» « sil 3.00*» « 55.60- 58.55 pyrite-sulphosalt-silica veins and blebs 2.00%» < @ 56.60 Ft 45.00° 50.00mm > < @ 57.33 Ft 65.00° 170.00mm > « 58.55- 62.60 gouge-filled fault zone 70.00-75.00° 4.05m» < @ 64.40 Ft 80.00° 50.00mm > < @ 70.70 Ft 20.00-30.00° 330.00mm > < @ 75.25 Ft 40.00° 30.00mm > < @ 80.33 Ft 50.00° 70.00mm > < @ 83.02 Ft 65.00° 50.00mm > < @ 83.90 Ft 50.00° 30.00mm > « 87.03- 88.32 gouge-filled fault zone 50.00° 1.29mm» < @ 89.86 Ft 55.00° 70.00mm > « 90.24- 90.94 clay-altered, gouge-filled fault zone 50.00° 70.00mm» « 93.30- 94.49 clay-altered, gouge-filled fault zone 80.00-45.00°



From	To	Width	Sample	Au ppm	Ag ppm	Cu ppm	Pb ppm	Zn ppm
55.60	56.60	1.00	L561894	0.04	1.80	34	71	269
56.60	57.60	1.00	L561895	0.10	1.90	35	390	307
57.60	58.55	0.95	L561896	0.69	2.70	55	1840	332
58.55	60.96	2.41	L561900	0.30	18.30	970	1805	2670
60.96	62.88	1.92	L561901	0.13	3.70	68	598	3770
62.88	64.01	1.13	L561902	0.04	4.90	26	149	364
64.01	65.01	1.00	L561903	0.07	2.20	44	184	761
65.01	66.05	1.04	L561904	0.05	0.40	8	27	71
66.05	67.06	1.01	L561905	0.01	0.30	6	16	48
67.06	68.12	1.06	L561906	0.02	0.20	7	17	46
68.12	69.10	0.98	L561907	0.07	0.80	9	24	55
69.10	70.10	1.00	L561908	0.03	0.60	11	26	60
70.10	71.19	1.09	L561909	0.07	0.70	10	35	77
71.19	72.21	1.02	L561910	0.01	0.40	9	22	69
72.21	73.15	0.94	L561911	0.01	0.20	9	16	52
73.15	75.15	2.00	L561912	0.02	0.20	10	21	59
75.15	77.15	2.00	L561913	0.15	0.70	10	88	318
77.15	79.25	2.10	L561914	0.03	0.40	10	21	65
79.25	81.25	2.00	L561915	0.03	0.30	8	21	54
81.25	82.24	0.99	L561916	0.04	0.40	31	34	140
82.24	84.24	2.00	L561917	0.02	0.30	14	23	54
84.24	86.30	2.06	L561918	-0.01	0.20	7	17	57
86.30	88.30	2.00	L561921	0.10	0.30	11	28	216
88.30	90.24	1.94	L561922	0.10	0.70	13	53	170

Project: THORN2011 **Hole Number:** THN11-54

From	To	Rocktype & Description
		1.19mm»
		« 95.05- 104.15 pyrite-chalcopyrite-sulphosalt-silica veins 5.00%»< @
		96.16 pyrite-sulphosalt vein 45.00° 30.00mm >< @ 97.90 chalcopyrite-pyrite
		vein 45.00° 10.00mm >
		« 104.15- 105.78 gouge-filled fault zone 40.00-20.00° 1.63m» < @ 109.30
		Ft 15.00° 20.00mm >
114.37	117.13	BRXX
		BRECCIA - brecciated Thorn Stock; relatively rounded clasts in
		finesilica-chlorite matrix.
117.13	149.35	uKPO3
		THORN STOCK - light grey, coarse-grained feldspar-quartz-biotite porphyry.

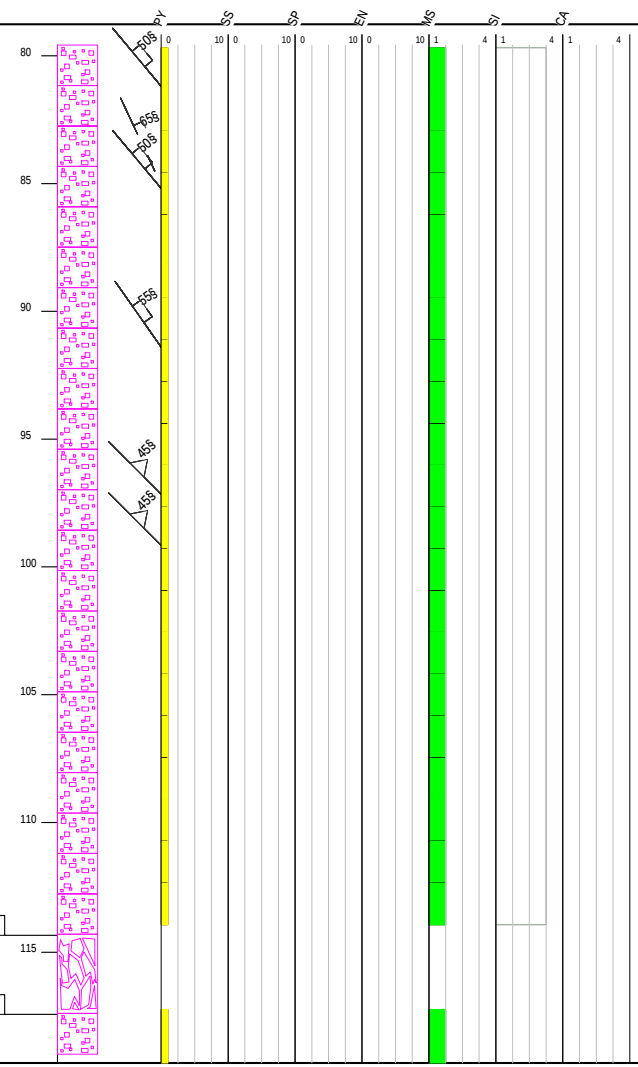

From	To	Width	Sample	Au ppm	Ag ppm	Cu ppm	Pb ppm	Zn ppm
90.24	91.30	1.06	L561923	0.04	0.50	10	61	533
91.30	92.35	1.05	L561924	0.12	2.00	16	619	2370
92.35	93.30	0.95	L561925	0.11	1.70	14	291	1775
93.30	94.30	1.00	L561926	0.21	1.80	14	810	2830
94.30	95.30	1.00	L561927	0.13	12.50	1230	4180	16700
95.30	96.30	1.00	L561928	2.10	96.00	6370	673	184
96.30	97.30	1.00	L561929	0.21	26.00	1185	253	108
97.30	98.30	1.00	L561930	0.13	13.80	3410	355	65
98.30	99.30	1.00	L561931	0.81	62.00	2220	660	776
99.30	100.30	1.00	L561932	1.44	49.70	663	367	48
100.30	101.30	1.00	L561933	0.41	50.00	598	165	83
101.30	101.74	0.44	L561934	1.46	118.00	1260	782	161
101.74	102.40	0.66	L561935	0.30	19.40	269	73	82
102.40	103.15	0.75	L561936	4.95	226.00	3450	582	564
103.15	104.15	1.00	L561937	8.78	260.00	3490	535	560
104.15	105.15	1.00	L561938	0.56	38.30	1835	216	1550
105.15	106.13	0.98	L561939	0.12	5.70	253	164	612
106.13	107.13	1.00	L561943	0.15	2.50	62	1170	2680
107.13	109.13	2.00	L561944	0.02	0.90	27	139	342
109.13	111.13	2.00	L561945	0.02	0.90	98	136	311
111.13	113.13	2.00	L561946	0.01	0.80	83	70	472
113.13	115.13	2.00	L561947	-0.01	0.40	87	21	543
115.13	117.13	2.00	L561948	-0.01	0.40	25	30	239
117.13	119.13	2.00	L561949	-0.01	0.30	13	20	217
119.13	121.13	2.00	L561950	-0.01	0.40	10	24	251

Project: THORN2011 **Hole Number:** THN11-54

From	To	Rocktype & Description
		Trace disseminated pyrite throughout. Weak sericite-clay alteration.
		Ocassional faulting thoughout.
		*Poor drilling;bad ground; lots of pulling rods, reaming, rubble.
		« ser 1.00*»
		« cly 1.00*»
		« pyr 0.50%»
		< @ 121.34 Ft 45.00º 170.00mm > < @ 123.30 Ft 15.00º 150.00mm > < @ 123.13 Ft 40.00º 230.00mm >
		« 126.87- 128.05 BRXX 50.00-40.00º 1.18m» < @ 131.54 Ft 45.00º 50.00mm >
		< @ 133.59 Ft 35.00º 150.00mm >
		EOH
149.35	149.35	EOH



From	To	Width	Sample	Au ppm	Ag ppm	Cu ppm	Pb ppm	Zn ppm
121.13	123.13	2.00	L561951	0.01	0.50	23	25	108
123.13	125.10	1.97	L561952	0.01	0.60	18	37	100
125.10	127.10	2.00	L561953	-0.01	0.20	10	15	109
127.10	129.10	2.00	L561954	-0.01	0.40	15	17	56
129.10	131.06	1.96	L561955	0.17	1.80	14	473	1375
131.06	133.06	2.00	L561956	0.07	0.60	12	30	69
133.06	135.06	2.00	L561957	0.04	0.80	8	87	330
135.06	137.06	2.00	L561958	0.01	0.50	17	41	61
137.06	139.06	2.00	L561959	0.02	0.30	36	27	65
139.06	141.06	2.00	L561960	0.01	0.30	13	28	52
141.06	143.06	2.00	L561961	-0.01	0.20	7	21	58
143.06	145.06	2.00	L561964	-0.01	-0.20	9	26	66
145.06	146.07	1.01	L561965	-0.01	-0.20	7	23	63
146.07	147.29	1.22	L561966	0.03	493.00	2460	14	84
147.29	149.35	2.06	L561967	-0.01	1.00	13	27	65

Drill Log Legend

BRXX

BRXX

CASING

CASN

Fj

Flg

Fr

Ft

Sz

V

Vbx

bed

cont

uKPO3

uKSV1

DRILL LOG

Project: Thorn	**Collar Elevation (m):** 1005.0
Hole THN11-55	**Azimuth (º):** 145
Location: 6492776 m North, 628222 m East	**Dip (º):** -60.0
Logged by: R.Toole	**Length (m):** 107.79
Drilled by: Full Force	**Horizontal Projection:**
Assayed by: ALS Chemex	**Vertical Projection:**
Core Size: NQ2	**Objective** Test the unconformity between the Windy Table Suite of rocks and the Thorn Stock to target possible stratigraphically-controlled mineralization, as well as test the extents of the Talisker Zone north of known mineralization.
Date Started: 2011/09/13 **Date Completed:** 2011/09/19	
Dip Tests By: no test	

Summary Log:

Had to abandon hole as drilling was very difficult and the rods kept getting stuck.

Downhole surveys:

Depth	Dip	Azimuth
0.00	-60.00	145.00

Project: THORN2011 **Hole Number:** THN11-55

From	To	Rocktype	& Description
0.00	2.80	CASN	OVERBURDEN
2.80	107.79	uKSV1	WINDY TABLE VOLCANO-PLUTONIC ROCKS - Dacitic/andesitic tuff, lapilli tuff and block tuff: maroon to grey-brown, matrix-supported; locally faulted. Very broken up and rubbly; oxidized. From 31.98 - 60.96 m relativ ely unoxidized rock and competent core; contact is very broken up.

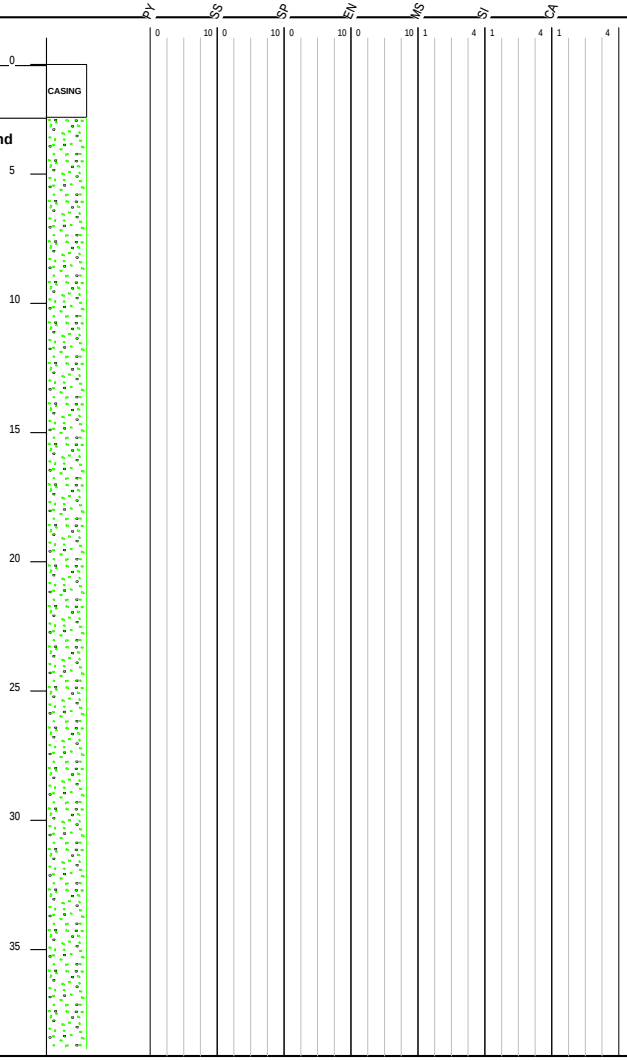

From	To	Width	Sample	Au ppm	Ag ppm	Cu ppm	Pb ppm	Zn ppm
82.30	85.34	3.04	L561968	-0.01	-0.20	33	13	74
85.34	88.39	3.05	L561969	-0.01	3.40	51	14	144
88.39	91.44	3.05	L561970	0.03	0.70	65	68	401
91.44	94.49	3.05	L561971	0.02	0.70	48	73	158
94.49	97.54	3.05	L561972	-0.01	0.30	56	57	112
97.54	99.58	2.04	L561973	-0.01	0.30	48	47	265
99.58	103.13	3.55	L561974	0.01	0.60	31	57	433
103.13	104.69	1.56	L561975	0.01	15.50	68	38	211
104.69	107.79	3.10	L561976	0.01	0.70	33	28	164

Project: THORN2011 **Hole Number:** THN11-55

From	To	Rocktype	& Description

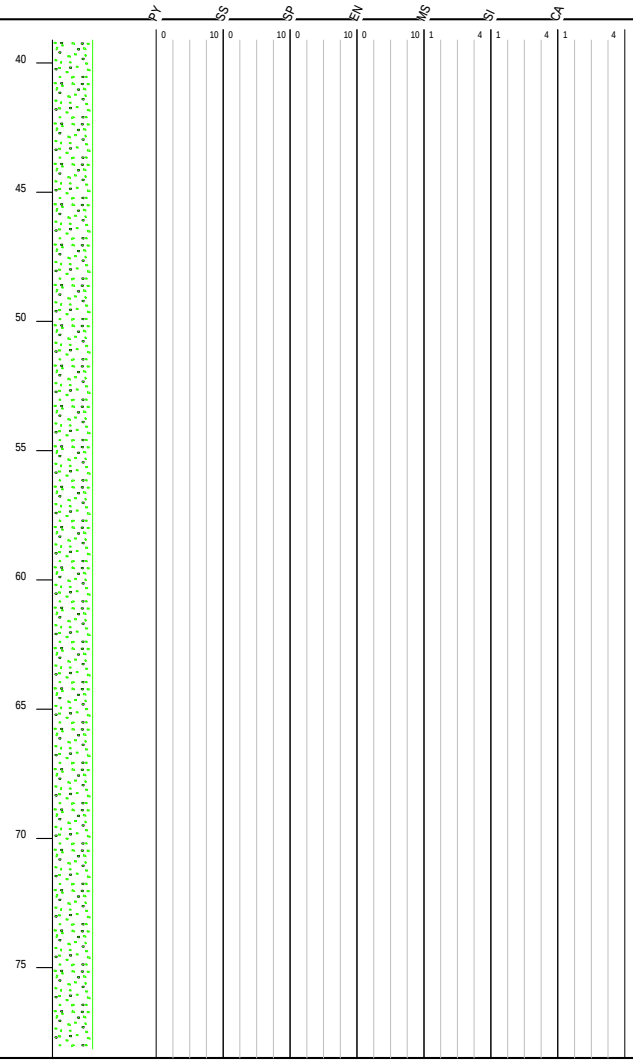

From	To	Width	Sample	Au ppm	Ag ppm	Cu ppm	Pb ppm	Zn ppm

Project: THORN2011 **Hole Number:** THN11-55

From	To	Rocktype & Description
107.79	107.79	EOH

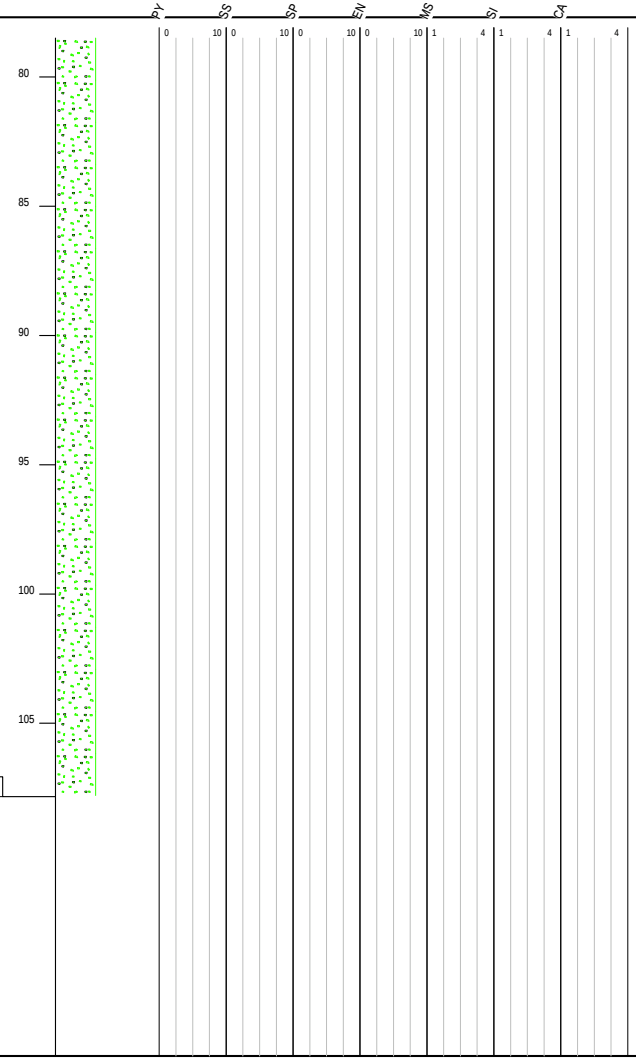

From	To	Width	Sample	Au ppm	Ag ppm	Cu ppm	Pb ppm	Zn ppm

Drill Log Legend

CASN

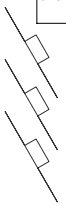

Fj

Flg

Fr

Ft

Sz

V

Vbx

bed

cont

uKSV1

DRILL LOG

Project: Thorn	**Collar Elevation (m):** 1005.0
Hole THN11-56	**Azimuth (º):** 145
Location: 6492776 m North, 628222 m East	**Dip (º):** -70.0
Logged by: R.Toole	**Length (m):** 393.19
Drilled by: Full Force	**Horizontal Projection:**
Assayed by: ALS Chemex	**Vertical Projection:**
Core Size: NQ2	**Objective**
Date Started: 2011/09/20 **Date Completed:** 2011/09/23	An undercut of THN11-55 which was abandoned due to bad ground and drilling conditions. The objective was to test the unconformity between the Windy Table Suite of rocks and the Thorn Stock to target possible stratigraphically-controlled mineralization, as well as test
Dip Tests By: Reflex	

Summary Log:

0.00 - 2.80 m : Casing in overburden
2.80 - 91.64 m : Windy Table Suite rocks
91.64 - 100.08 m : Thorn Stock - silica alteration zones with pyrite-sulphosalt mineralization particularily at 98.91 - 100.08 m.
211.90 - 261.25 m : Breccia - Magmatic hydrothermal breccia with sulphide mineralization at 260.08 - 260.22 m.
261.25 - 282.80 m : Thorn Stock
282.80 - 339.11 m : Breccia - Magmatic hydrothermal breccia (resembles Oban Breccia Pipe).
339.11 - 393.19 m : Thorn Stock
EOH

Downhole surveys:

Depth	Dip	Azimuth
0.00	-70.00	145.00
21.34	-69.10	131.10
67.06	-69.10	133.10
112.78	-68.80	134.30
158.50	-68.90	136.00
204.22	-69.20	136.70
249.94	-69.60	138.90
295.66	-69.90	140.40
341.38	-70.30	141.80
387.01	-70.70	143.70

Project: THORN2011 **Hole Number:** THN11-56

From	To	Rocktype	& Description
0.00	4.97	CASN	

CASING - No Core

From	To	Rocktype	& Description
4.97	91.64	uKSV1	

WINDY TABLE VOLCANO-PLUTONIC ROCKS - Dacitic/andesitic tuff, lapilli tuff and block tuff: maroon to grey-brown, matrix-supported; locally faulted. Very broken up and rubbly; oxidized. Fault zones are composed of intense clay like sericite alteration, very soft, and occasional clay textured graphite seams. Pyrite alteration / mineralization begins under fault at 79.25m. Faulted lower contact with Thorn stock.

ALTERATION

« 79.75- 83.83 ser 4.00*»

« 83.83- 91.22 ser 1.00*»

« 91.22- 91.64 ser 4.00*»

« 79.25- 91.64 chl 1.00*»

MINERALIZATION

« 79.75- 91.64 pyr 3.00%»

« 79.25- 79.34 grp 100.00%»

FAULTS

« 79.25- 83.83 fault 42.00°»

« 91.22- 91.64 fault 45.00°»

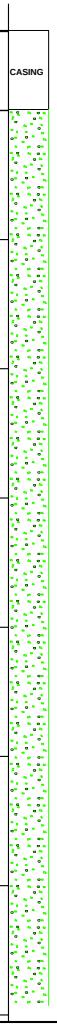



From	To	Width	Sample	Au ppm	Ag ppm	Cu ppm	Pb ppm	Zn ppm
76.20	79.25	3.05	L561977	-0.01	-0.20	37	14	183
79.25	82.30	3.05	L561978	-0.01	0.90	102	56	903
82.30	83.33	1.03	L561979	0.14	1.50	84	690	166
83.33	85.34	2.01	L561980	0.40	15.40	1060	1760	882
85.34	87.34	2.00	L561981	0.76	65.30	518	1955	168
87.34	89.34	2.00	L561982	0.34	14.90	718	1580	593
89.34	91.64	2.30	L561986	0.45	10.50	833	3810	1370

Project: THORN2011 **Hole Number:** THN11-56

From	To	Rocktype & Description

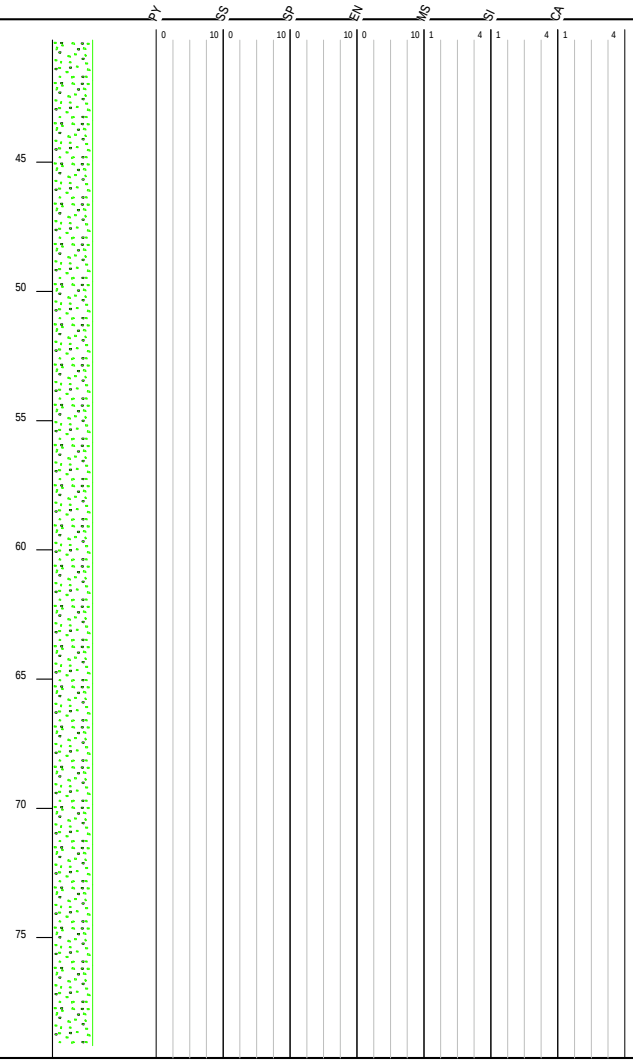

From	To	Width	Sample	Au ppm	Ag ppm	Cu ppm	Pb ppm	Zn ppm

Project: THORN2011 **Hole Number:** THN11-56

From	To	Rocktype	& Description
91.64	98.91	uKPO1	

THORN STOCK - Light grey, medium grained, strongly silicified quartz , +/- feldspar porphyry. Silica alteration is associated with 5 - 15% (locally 50%) intense disseminated pyrite mineralization, with 1% chalcopyrite. Pyrite decreases downhole to 5% at lower contact. Trace to 1% fine grained tetrahedrite associated with sulfide mineralization. Weak sericite alteration occurs in lower half of unit. Sharp lower contact with semi massive sulfide @ 40 degrees TCA.

ALTERATION

« 91.64- 96.00 sil 4.00*»

« 96.00- 98.91 sil 3.00*»

« 96.00- 98.91 ser 1.00*»

MINERALIZATION

« 91.64- 94.49 pyr 15.00%»

« 91.64- 94.49 cpy 1.00%»

« 94.49- 98.91 pyr 5.00%»

« 91.64- 98.91 tet 1.00%»

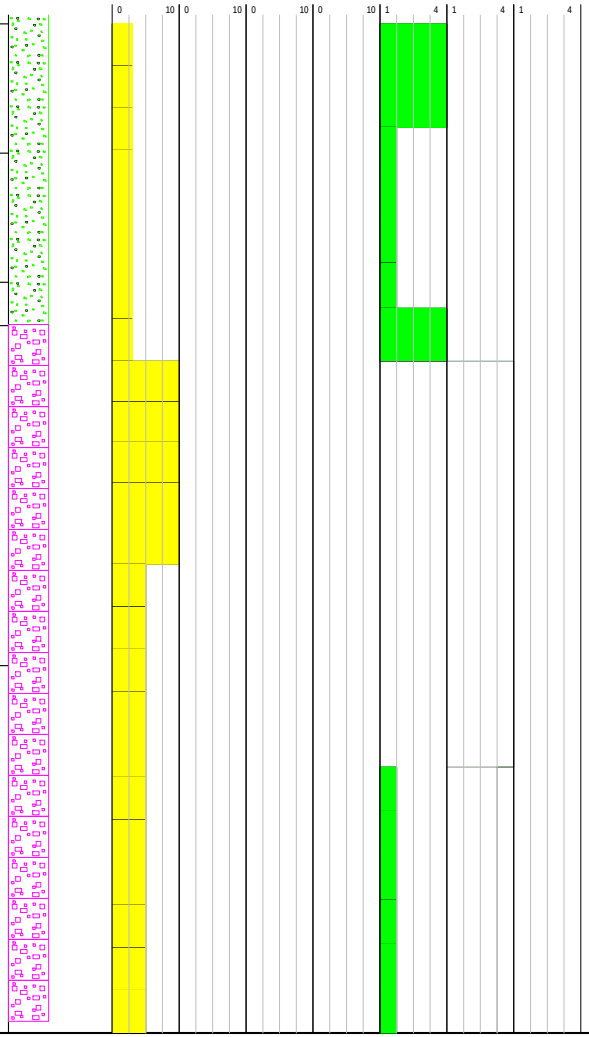

From	To	Width	Sample	Au ppm	Ag ppm	Cu ppm	Pb ppm	Zn ppm
91.64	93.59	1.95	L561987	0.77	28.40	6440	2660	2500
93.59	94.49	0.90	L561988	12.35	138.00	4940	825	94
94.49	95.49	1.00	L561989	0.32	23.80	3480	439	95
95.49	96.49	1.00	L561990	0.14	10.10	973	574	56
96.49	97.49	1.00	L561991	0.05	5.70	598	616	151
97.49	98.91	1.42	L561992	0.10	10.30	2100	1660	5260

Project: THORN2011 **Hole Number:** THN11-56

From	To	Rocktype	& Description
98.91	100.08	uKPO1	THORN STOCK / SEMI MASSIVE SULFIDE - Continuation of previous unit with 40% pyrite occuring in massive sufide (pyrite) veins with irregular contacts with Thorn Stock. 1% chalcopyrite associated with veining. Trace to 1% fine tetrahedrite associated with veining, occuring as disseminations within pyrite. Sharp lower contact with Thorn Stock @ 45 degrees TCA. ALTERATION « sil 2.00*» « ser 1.00*» MINERALIZATION « pyr 40.00%» « cpy 1.00%» « tet 0.50%»
100.08	114.34	uKPO1	THORN STOCK - Light grey, medium grained, quartz - feldspar porphyry. Moderate sericite alteration. 2% fine pyrite disseminations with trace to locally 1% fine enargite disseminations. Rare pyrite veining (<1cm) with 1-2% tetrahdrite mineralization. Moderately fractured. Gradational lower contact with silicic pyrite veined zone. ALTERATION « ser 2.00*» MINERALIZATION « pyr 2.00%» « enr 1.00%» « tet 0.20%» STRUCTURE « 101.00- 102.08 fault 62.00°»
114.34	124.32	uKPO1	



From	To	Width	Sample	Au ppm	Ag ppm	Cu ppm	Pb ppm	Zn ppm
98.91	100.08	1.17	L561993	2.08	191.00	23900	679	785
100.08	102.08	2.00	L561994	0.21	14.70	368	1750	3920
102.08	104.08	2.00	L561995	0.02	0.70	77	29	395
104.08	106.08	2.00	L561996	0.01	-0.20	6	28	131
106.08	108.08	2.00	L561997	-0.01	0.20	15	24	107
108.08	110.08	2.00	L561998	-0.01	1.30	17	103	260
110.08	112.08	2.00	L561999	0.06	6.40	47	86	194
112.08	114.34	2.26	L562000	-0.01	0.40	11	28	181
114.34	115.34	1.00	L562001	0.03	0.40	33	56	178

Project: THORN2011 **Hole Number:** THN11-56

From	To	Rocktype & Description
		THORN STOCK - Light grey, medium grained, strongly silicified quartz , +/- feldspar porphyry. Silica alteration is associated with 5% (locally 10%) pyrite veining (<1cm), with trace sphalerite disseminations and locally 3% enargite disseminations. Weak to moderate sericite alteration occurs in lower half of unit with decreased silica alteration. Locally faulted. Gradational lower contact signified by loss of pyrite veining.
		ALTERATION
		« 114.34- 118.64 sil 4.00*»
		« 118.64- 124.32 sil 2.00*»
		« 118.64- 124.32 ser 3.00*»
		MINERALIZATION
		« pyr 5.00%»
		« enr 2.00%»
		« sph 0.20%»
		STRUCTURE
		« 120.30- 121.22 fault 76.00°»
		« 123.69- 123.85 fault 59.00°»
124.32	211.90	uKPO2
		THORN STOCK - Light grey, medium grained, quartz - feldspar +/- biotite porphyry. Weak sericite alteration. 2% fine pyrite disseminations with occasional pyrite veining; no associated sulfosalts. Localized zones of brecciation with extremely fine grained pyrite occuring in matrix. Brecciated zones are in contact with an early dykes/sills of thorn stock. Dykes are finer grained with moderate and intense sericite alteration. Brecciation occurs like veining; fluid conduits. Sharp lower contact with breccia.
		ALTERATION
		« 124.32- 171.75 ser 1.00*»

From	To	Width	Sample	Au ppm	Ag ppm	Cu ppm	Pb ppm	Zn ppm
115.34	116.34	1.00	L562002	0.33	62.90	2020	1180	2780
116.34	117.34	1.00	L562003	0.16	5.90	47	2230	4390
117.34	118.64	1.30	L562004	0.28	9.30	39	3560	11150
118.64	119.64	1.00	L562007	0.50	49.80	236	751	855
119.64	120.64	1.00	L562008	0.07	5.70	9	982	2210
120.64	121.64	1.00	L562009	0.15	3.60	21	778	1175
121.64	122.64	1.00	L562010	0.01	0.20	10	39	68
122.64	123.64	1.00	L562011	0.02	-0.20	4	95	140
123.64	124.32	0.68	L562012	0.26	2.10	12	408	818
124.32	126.82	2.50	L562013	0.06	0.30	26	27	78
126.82	131.32	4.50	L562014	0.01	2.00	34	30	94
131.32	133.82	2.50	L562015	0.02	0.40	28	20	66
133.82	136.32	2.50	L562016	0.01	0.30	26	19	80
136.32	138.82	2.50	L562017	0.01	0.30	25	21	86
138.82	141.32	2.50	L562018	0.01	-0.20	12	18	60
141.32	143.82	2.50	L562019	0.01	-0.20	6	18	56
143.82	146.32	2.50	L562020	0.01	-0.20	8	16	72
146.32	148.82	2.50	L562021	0.01	-0.20	18	36	116
148.82	150.27	1.45	L562022	0.02	0.30	31	67	537
150.27	152.27	2.00	L562023	0.51	27.30	845	927	1780
152.27	154.22	1.95	L562024	0.27	2.90	33	576	1315

Project: THORN2011 **Hole Number:** THN11-56

From	To	Rocktype & Description
« 171.75- 200.05		ser 2.00*» (Dyke)
« 200.05- 205.11		ser 2.00*»
« 205.11- 211.47		ser 4.00*» (Dyke)
MINERALIZATION		
« 124.32- 150.27		pyr 2.00%»
« 150.27- 154.22		pyr 5.00%» Veins and disseminations
« 154.22- 171.75		pyr 2.00%»
« 171.75- 200.05		pyr 1.00%» (Dyke)
« 200.05- 211.90		pyr 1.00%»
STRUCTURE		
« 158.35- 158.73		fault 50.00°»
« 204.90- 205.11		fault 65.00°»
ROCKTYPE		
« 171.75- 200.05		Thorn Stock Dyke uKPO2 » Moderate sericite alteration
« 205.11- 211.47		Thorn Stock Dyke uKPO2 » Intense sericite alteration - lime green in colour.

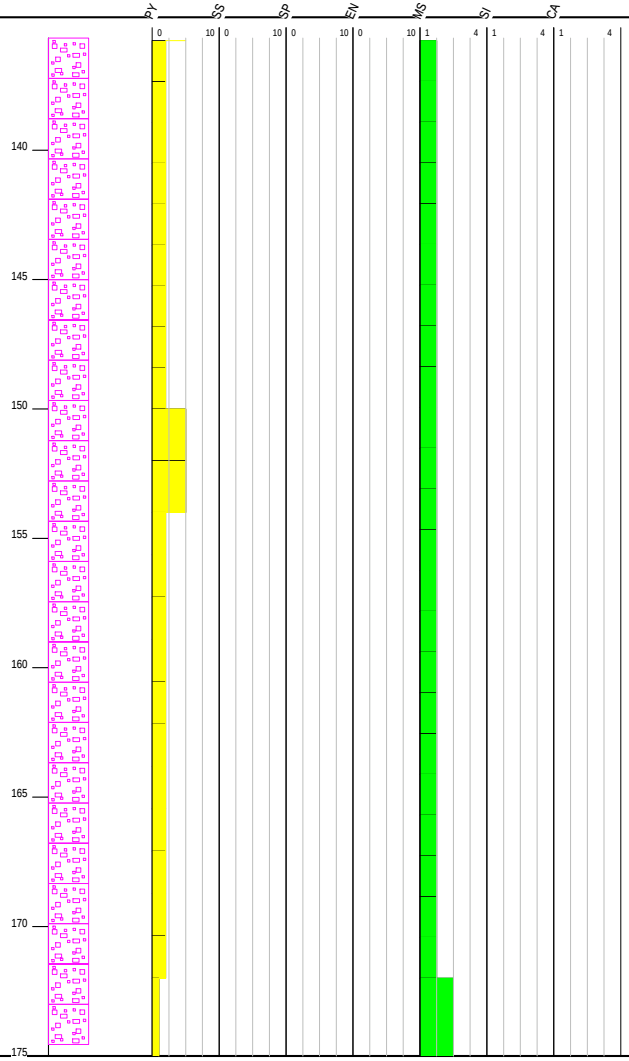

From	To	Width	Sample	Au ppm	Ag ppm	Cu ppm	Pb ppm	Zn ppm
154.22	156.72	2.50	L562025	0.36	1.90	37	51	185
156.72	159.22	2.50	L562029	0.13	2.00	28	178	368
159.22	161.72	2.50	L562030	0.02	0.40	11	38	79
161.72	164.22	2.50	L562031	0.01	-0.20	16	34	81
164.22	166.72	2.50	L562032	0.02	0.20	16	25	70
166.72	169.22	2.50	L562033	0.03	0.30	16	32	71
169.22	171.75	2.53	L562034	0.02	0.70	22	208	494
171.75	173.75	2.00	L562035	0.04	0.60	17	23	92

Project: THORN2011 **Hole Number:** THN11-56

From	To	Rocktype	& Description
211.90	261.25	uKBX1	THORN SUITE INTRUSIVE ROCKS / BRECCIA - Magmatic hydrothermal breccia with fragments dominantly of Thorn Stock Porphyry (95%), and rare argillite

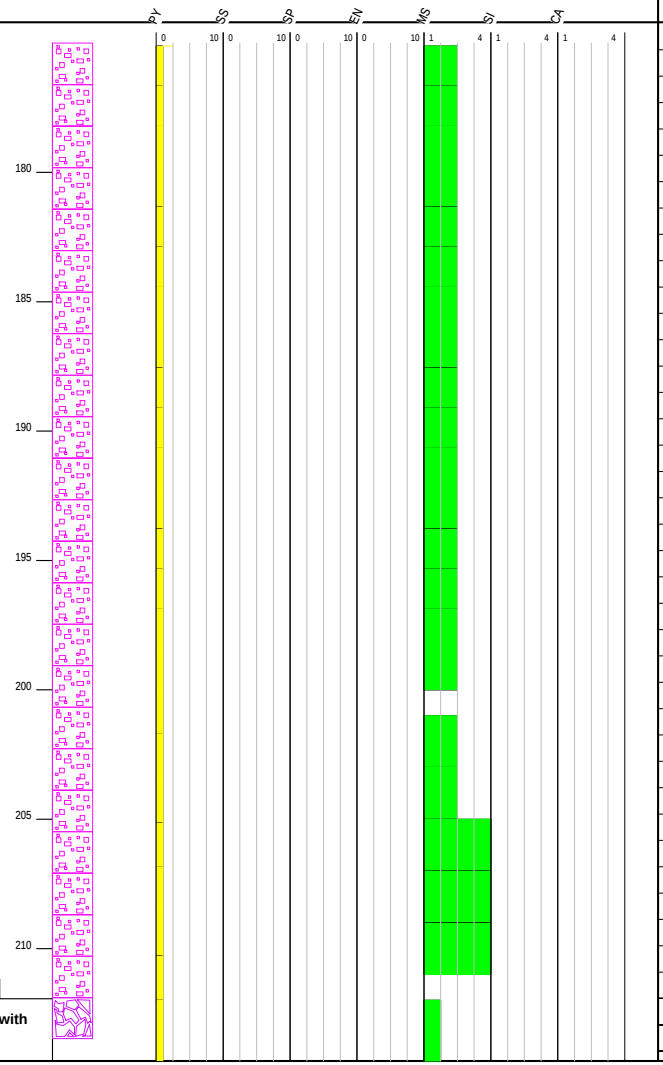

From	To	Width	Sample	Au ppm	Ag ppm	Cu ppm	Pb ppm	Zn ppm
254.25	255.25	1.00	L562036	0.01	0.70	28	36	89
255.25	256.25	1.00	L562037	0.01	0.90	39	36	100
256.25	258.25	2.00	L562038	0.03	2.50	54	522	1325

Project: THORN2011 **Hole Number:** THN11-56

From	To	Rocktype & Description

fragments (5%). Breccia is clast supported and locally has a jigsaw texture. Thorn stock clasts reach up to 50cm, argillite clasts rarely exceed 3cm. 1 to locally 2% pyrite. Trace to locally 1% enargite occurs from 256.25 to 261.25m. Vein containing 70% Pyrite vein with 2% tetrahedrite from 260.08 to 260.22m.

ALTERATION

« ser 1.00*»

MINERALIZATION

« 211.90- 260.08 pyr 1.00%»

« 256.25- 261.25 enr 0.50%»

« 260.08- 260.22 pyr 75.00%»

« 260.08- 260.22 tet 2.00%»

STRUCTURE

« 259.60- 259.65 fault 52.00°»

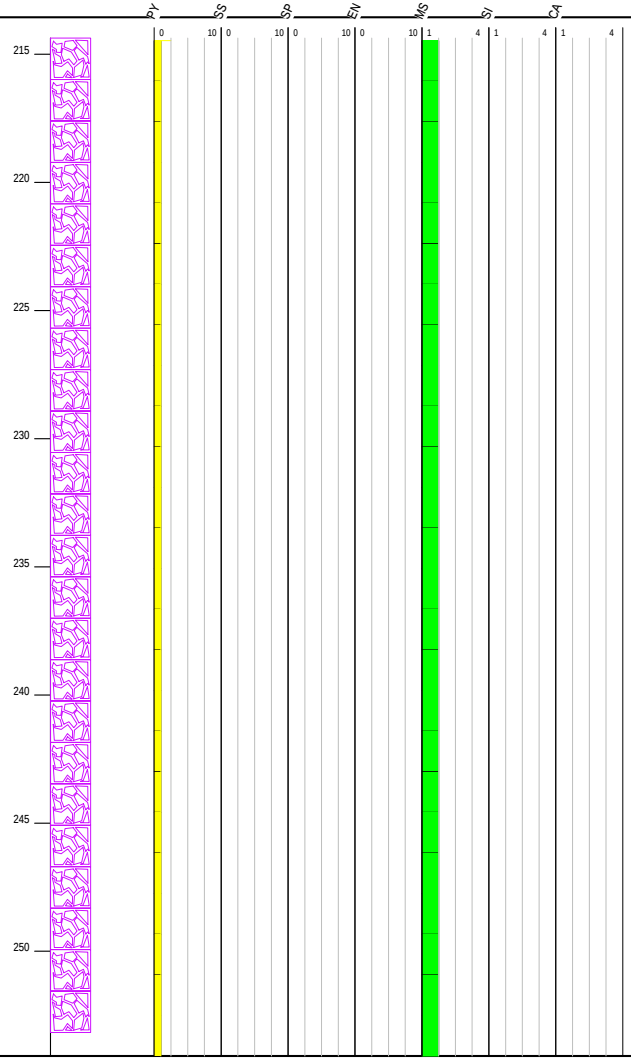

From	To	Width	Sample	Au ppm	Ag ppm	Cu ppm	Pb ppm	Zn ppm
258.25	260.08	1.83	L562039	0.03	8.70	75	921	1810
260.08	260.68	0.60	L562040	0.84	276.00	4220	1390	2670
260.68	261.25	0.57	L562041	0.09	11.70	52	1275	1330

Project: THORN2011 **Hole Number:** THN11-56

From	To	Rocktype	& Description
261.25	282.80	uKPO1	THORN STOCK - Light to medium green, coarse grained feldspar - quartz - biotite porphyry. Occasional (<1cm) quartz - pyrite - sphalerite - galena +/- enargite stringers occur at high angles to core axis (1 vein / 5 meters). 1% fine pyrite disseminations. Weakly foliated with weak chlorite alteration. Occasional unmineralized chaotic carbonate veins. Gradational lower contact with breccia. ALTERATION « chl 1.00*» MINERALIZATION « pyr 1.00%» « sph 0.10%» « ga 0.10%» « enr 1.00%»
282.80	339.11	uKBX1	THORN SUITE INTRUSIVE ROCKS / BRECCIA - Magmatic hydrothermal breccia with fragments dominantly of Thorn Stock Porphyry (95%), and rare argillite fragments (5%). Breccia is clast supported and locally has a jigsaw texture. Thorn stock clasts reach up to 50cm, argillite clasts rarely exceed 3cm. 1 to locally 2% pyrite. 2 occurances of quartz - pyrite - sphalerite - galena veins @ 316.36 - 316.39 and 339.02 - 339.08m; no visible sulfosalts. Sharp lower contact with Thorn Stock @ 45 degrees TCA. ALTERATION « ser 1.00*»



From	To	Width	Sample	Au ppm	Ag ppm	Cu ppm	Pb ppm	Zn ppm
261.25	263.75	2.50	L562042	0.02	1.50	30	55	79
263.75	266.25	2.50	L562043	0.01	-0.20	16	21	77
266.25	268.75	2.50	L562044	0.03	0.90	22	232	417
268.75	271.25	2.50	L562045	0.05	3.90	33	1060	2500
271.25	273.75	2.50	L562046	0.03	4.30	37	883	1855
273.75	276.25	2.50	L562047	0.04	5.20	24	32	104
276.25	278.75	2.50	L562050	0.01	-0.20	20	18	78
278.75	281.25	2.50	L562051	-0.01	0.20	19	23	82
281.25	282.80	1.55	L562052	-0.01	0.20	21	21	89
282.80	285.30	2.50	L562053	0.01	0.70	30	44	112
285.30	287.80	2.50	L562054	-0.01	0.30	22	36	85
287.80	290.30	2.50	L562055	0.01	0.80	46	71	152
290.30	292.80	2.50	L562056	-0.01	0.50	24	36	85
292.80	295.30	2.50	L562057	0.01	0.70	28	52	111
295.30	297.80	2.50	L562058	0.05	1.60	39	262	423
297.80	300.30	2.50	L562059	0.04	0.90	25	65	131
300.30	302.80	2.50	L562060	0.01	0.60	28	32	86
302.80	305.30	2.50	L562061	0.01	0.60	31	42	113
305.30	307.80	2.50	L562062	0.01	0.60	38	47	91
307.80	310.30	2.50	L562063	0.02	0.90	42	70	95
310.30	312.80	2.50	L562064	0.02	1.80	47	335	511

Project: THORN2011 **Hole Number:** THN11-56

From	To	Rocktype & Description
		MINERALIZATION
		« pyr 1.00%»
		« 316.36- 316.39 sph 5.00%»
		« 316.36- 316.39 ga 2.00%»
		« 339.02- 339.08 sph 5.00%»
		« 339.02- 339.08 ga 2.00%»
		STRUCTURE
		« 319.00- 319.20 fault 78.00°»

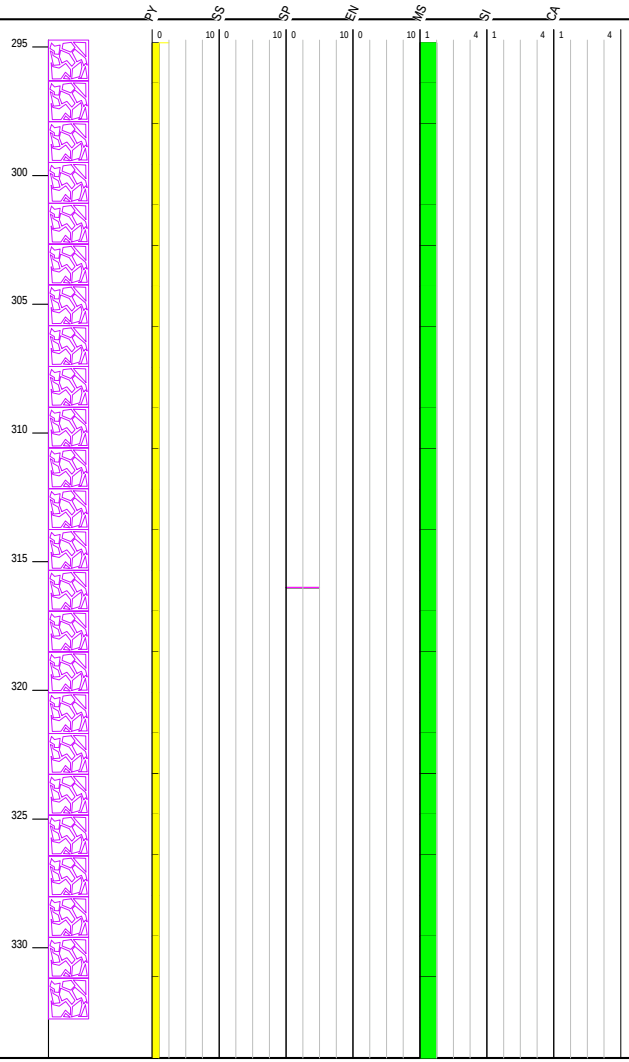

From	To	Width	Sample	Au ppm	Ag ppm	Cu ppm	Pb ppm	Zn ppm
312.80	315.30	2.50	L562065	0.01	0.50	47	53	109
315.30	316.36	1.06	L562066	0.03	1.10	42	318	585
316.36	317.00	0.64	L562067	0.11	38.40	964	4070	11900
317.00	319.50	2.50	L562068	0.05	2.40	51	306	629
319.50	322.00	2.50	L562072	0.06	2.50	62	293	554
322.00	324.50	2.50	L562073	0.04	2.40	56	274	381
324.50	327.00	2.50	L562074	0.05	0.70	16	46	59
327.00	329.50	2.50	L562075	0.03	1.10	13	374	622
329.50	332.00	2.50	L562076	0.01	0.50	37	31	87
332.00	334.50	2.50	L562077	0.02	3.00	81	283	658
334.50	337.00	2.50	L562078	0.02	0.90	44	68	180
337.00	338.00	1.00	L562079	0.01	2.20	106	58	139
338.00	339.11	1.11	L562080	0.09	96.00	496	8300	28400

Project: THORN2011 **Hole Number:** THN11-56

From	To	Rocktype	& Description
339.11	393.19	uKPO1	

THORN STOCK - Alternating grey and green, fine to medium grained feldspar - quartz porphyry. Grain size increases from fine to medium / coarse downhole. Alternating zones of sericite and chlorite alteration. Localized veins of sphalerite +/- galena +/- tetrahedrite/enargite. One vein / 5 meters of core; 1-2cm thick. Enargite forms as halos surrounding veins, decreasing away from veins. All veining occurs in sericite alteration zones. EOH

ALTERATION

« 339.11- 363.81 ser 1.00*»

« 363.81- 373.80 chl 2.00*»

« 373.80- 377.95 ser 1.00*»

« 377.95- 383.65 chl 2.00*»

« 383.65- 392.56 ser 1.00*»

« 392.56- 393.19 chl 2.00*»

MINERALIZATION

« pyr 2.00%»
« sph 0.20%»
« tet 0.10%»
« enr 0.10%»

ROCKTYPES

« 344.61- 348.97 Breccia uKBX1 »

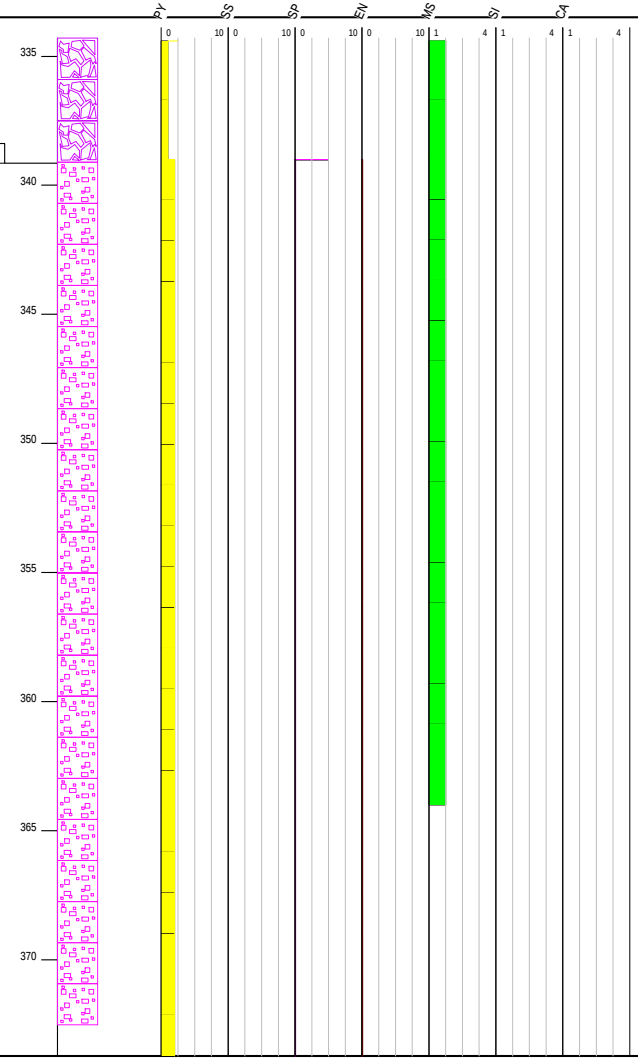

From	To	Width	Sample	Au ppm	Ag ppm	Cu ppm	Pb ppm	Zn ppm
339.11	341.61	2.50	L562081	0.01	1.00	13	58	118
341.61	343.61	2.00	L562082	-0.01	0.30	12	40	102
343.61	344.61	1.00	L562083	-0.01	0.30	16	28	143
344.61	347.11	2.50	L562084	0.01	1.60	23	354	508
347.11	348.97	1.86	L562085	0.02	1.60	41	113	153
348.97	351.47	2.50	L562086	0.01	2.20	16	841	1615
351.47	353.97	2.50	L562087	-0.01	0.30	16	26	51
353.97	356.47	2.50	L562088	0.01	0.50	15	37	73
356.47	358.97	2.50	L562089	0.02	0.50	14	96	232
358.97	361.47	2.50	L562090	-0.01	0.40	14	46	81
361.47	362.20	0.73	L562093	0.01	1.50	64	303	520
362.20	363.70	1.50	L562094	0.04	17.20	148	2140	4920
363.70	365.20	1.50	L562095	-0.01	0.30	16	21	86
365.20	366.70	1.50	L562096	0.01	0.20	15	29	69
366.70	368.20	1.50	L562097	0.01	0.30	16	36	77
368.20	370.70	2.50	L562098	0.01	0.30	17	82	197
370.70	372.20	1.50	L562099	-0.01	-0.20	14	12	68
372.20	373.70	1.50	L562100	0.01	-0.20	13	13	68
373.70	375.40	1.70	L562101	0.03	2.20	19	538	1090
375.40	376.30	0.90	L562102	0.16	61.30	269	12900	26300
376.30	377.30	1.00	L562103	0.02	0.70	8	185	359
377.30	378.30	1.00	L562104	0.01	4.40	24	1070	2260
378.30	379.30	1.00	L562105	-0.01	-0.20	9	15	55
379.30	380.30	1.00	L562106	-0.01	-0.20	10	14	63
380.30	381.30	1.00	L562107	0.03	0.80	14	54	129
381.30	382.30	1.00	L562108	0.06	6.30	28	1675	4590
382.30	383.30	1.00	L562109	0.03	1.10	9	191	349
383.30	384.30	1.00	L562110	0.02	3.70	28	714	1195
384.30	386.30	2.00	L562111	0.01	0.20	10	20	63
386.30	388.30	2.00	L562115	0.06	2.20	29	145	286
388.30	389.60	1.30	L562116	0.26	29.20	158	2760	5080
389.60	391.60	2.00	L562117	0.02	0.70	12	48	77
391.60	393.19	1.59	L562118	0.02	3.90	30	1035	2340

Project: THORN2011 **Hole Number:** THN11-56

From	To	Rocktype & Description
393.19	393.19	EOH



From	To	Width	Sample	Au ppm	Ag ppm	Cu ppm	Pb ppm	Zn ppm

Drill Log Legend

CASING CASN

Fj

Flg

Fr

Ft

Sz

V

Vbx

bed

cont

uKBX1

uKBX1

uKPO1

uKPO2

uKPO2

uKSV1

DRILL LOG

Project: Thorn	**Collar Elevation (m):** 918.0
Hole THN11-57	**Azimuth (º):** 0.0
Location: 6491910 m North, 628774 m East	**Dip (º):** -90.0
Logged by: W.James	**Length (m):** 264.00
Drilled by: More Core	**Horizontal Projection:**
Assayed by: ALS Chemex	**Vertical Projection:**
Core Size: NQ	**Objective** Test the extent and depth of Oban Zone mineralization with a vertical hole ~6 m SE of THN03-21.
Date Started: 2011/09/26 **Date Completed:** 2011/09/27	
Dip Tests By: Reflex	

Summary Log:

0.00 - 6.00 m : Casing in overburden
6.00 - 26.35 m : Oban Breccia
26.35 - 32.06 m : Thorn Stock
32.06 - 264.00 m : Oban Breccia - sulphide-sulphosalt mineralization from 84.27 - 85.03 m, and 201.0 - 219.58 m.
EOH

Downhole surveys:

Depth	Dip	Azimuth
0.00	-90.00	0.00
12.00	-89.10	93.30
21.00	-89.40	86.70
30.00	-89.30	63.50
39.00	-89.20	68.60
48.00	-89.10	60.00
57.00	-89.10	59.50
66.00	-89.00	59.90
75.00	-89.00	58.80
84.00	-89.00	60.00
93.00	-89.00	59.10
102.00	-88.90	59.50
111.00	-88.60	56.50
120.00	-88.80	56.50
129.00	-88.90	55.10
138.00	-89.00	54.00
147.00	-88.90	53.80
156.00	-89.10	54.20
165.00	-89.10	53.70
174.00	-89.10	52.60
183.00	-89.20	49.60
192.00	-89.10	52.30
201.00	-89.10	55.60
210.00	-89.10	59.60
219.00	-89.10	59.40
228.00	-89.10	59.40
237.00	-89.00	57.80
246.00	-89.00	53.70
255.00	-88.90	56.40
264.00	-88.80	58.00

Project: THORN2011 **Hole Number:** THN11-57

From	To	Rocktype	& Description
0.00	6.00	CASN	CASING-OVERBURDEN - no core
6.00	26.35	uKBX1	MAGMATIC HYDROTHERMAL BRECCIA - green-grey heterolithic breccia, with fragments ~ 1 to 5 cm with rare fragments ~ 10 cm. Fragments are mostly clast-supported and sub-rounded to sub-angular in a siliceous matrix. Fragment lithologies include mod sericite alt silica fooded uKPO, andesitic tuff, quartz vein, variably altered rhyolite. Mineralization exists in fragments and matrix and consists of 3% disseminated pyrite, trace galena. ALTERATION « 17.23- 17.25 fuc 0.01%» « chl 1.00*» « ser 1.00*» MINERALIZATION « 6.00- 26.35 pyr 3.00%» disseminated with some scattered blebs « 6.00- 26.35 ga 0.01%»
26.35	32.06	uKPO1	FELDSPAR-BIOTITE PORPHYRY -- light grey to medium grey, rare quartz phenocrysts, 30% anhedral feldspar phenocrysts 1-5mm, 2% bleeched biotite booklets. Rare carbonate stringers. ALTERATION « ser 1.00*» « sil 1.00*» MINERALIZATION



From	To	Width	Sample	Au ppm	Ag ppm	Cu ppm	Pb ppm	Zn ppm
6.00	9.10	3.10	L844501	0.02	0.60	8	48	-10
9.10	11.10	2.00	L844502	0.03	2.40	15	142	-10
11.10	13.04	1.94	L844503	0.10	4.90	28	298	-10
13.04	15.00	1.96	L844504	0.13	6.40	24	351	-10
15.00	17.00	2.00	L844505	0.04	3.50	15	126	-10
17.00	19.00	2.00	L844506	0.02	4.20	21	671	-10
19.00	21.00	2.00	L844507	0.01	3.30	21	246	-10
21.00	22.00	1.00	L844508	-0.01	0.90	15	59	-10
22.00	24.00	2.00	L844509	0.02	3.70	26	284	-10
24.00	26.35	2.35	L844510	0.01	2.90	27	222	-10
26.35	28.36	2.01	L844511	-0.01	0.40	8	49	-10
28.36	30.00	1.64	L844512	-0.01	0.40	10	53	-10
30.00	32.06	2.06	L844513	0.02	3.00	17	154	-10

Project: THORN2011 **Hole Number:** THN11-57

From	To	Rocktype	& Description
			« pyr 1.00%» disseminated with rare blebs and rare stringers
			STRUCTURE
			< @ 26.35 uphole contact deg to CA 28° >
32.06	221.43	uKBX1	MAGMATIC HYDROTHERMAL BRECCIA - green-grey heterolithic breccia, with fragments ~ 1 to 5 cm with rare fragments ~ 10 cm. uKPO fragments up to 2m. Fragments are mostly clast-supported and sub-rounded to sub-angular in a black siliceous matrix. Fragment lithologies include mod sericite alt silica fooded uKPO, andesitic tuff, quartz vein, variably altered rhyolite. Mineralization exists in fragments and matrix and consists of 1-10% disseminated pyrite, trace galena arsenopyrite, with mm to cm scale chaotic blebby fgr pyrite chalcopyrite stringers, rare sphalerite, with occasional associated sulfosalts enargite tetrahedrite/tennantite,and trace arsenopyrite and galena. Soft black material in stringers may be additionl sulfosalts or black chlorite. « 95.61- 97.12 Rhyolite dyke with black chlorite phenocrysts possible bleached biotite booklets (?) RHYL » ALTERATION « chl 1.00*» green to black chlorite « 32.06- 164.45 ser 2.00*» « 32.06- 164.45 sil 1.00*» « 164.45- 221.43 ser 1.00*» « 164.45- 221.43 sil 1.00*» MINERALIZATION « 32.06- 221.43 pyr 1.50%» disseminated with blebs the following mineralization is not cumulative. « 46.60- 47.64 pyr 5.00%» stringers and open space filling with



From	To	Width	Sample	Au ppm	Ag ppm	Cu ppm	Pb ppm	Zn ppm
32.06	33.00	0.94	L844514	0.01	3.80	23	217	-10
33.00	34.00	1.00	L844515	-0.01	2.20	19	132	-10
34.00	35.00	1.00	L844516	0.01	4.20	29	300	-10
35.00	36.00	1.00	L844517	0.02	5.10	28	432	-10
36.00	37.00	1.00	L844518	0.01	4.60	39	258	-10
37.00	38.00	1.00	L844519	0.01	4.40	22	201	-10
38.00	39.00	1.00	L844522	-0.01	1.40	21	89	-10
39.00	40.04	1.04	L844523	-0.01	1.30	45	43	-10
40.04	41.10	1.06	L844524	0.01	5.00	23	376	-10
41.10	42.00	0.90	L844525	-0.01	1.80	18	99	-10
42.00	43.53	1.53	L844526	0.02	7.30	31	426	-10
43.53	45.00	1.47	L844527	0.05	9.60	35	389	-10
45.00	46.00	1.00	L844528	0.13	18.00	35	1220	-10
46.00	46.60	0.60	L844529	0.52	49.80	55	1215	-10
46.60	47.60	1.00	L844530	1.96	290.00	298	14600	-10
47.60	48.69	1.09	L844531	0.29	86.20	145	2170	-10
48.69	50.38	1.69	L844532	0.15	66.30	96	1920	-10
50.38	51.38	1.00	L844533	0.29	301.00	321	6370	-10
51.38	52.50	1.12	L844534	0.25	149.00	176	2840	-10
52.50	53.50	1.00	L844535	0.28	302.00	341	6670	-10
53.50	54.50	1.00	L844536	0.22	92.80	127	1560	-10
54.50	55.50	1.00	L844537	0.13	31.60	47	541	-10
55.50	56.97	1.47	L844538	0.19	82.50	104	1645	-10
56.97	57.50	0.53	L844539	0.14	64.40	87	788	-10
57.50	58.50	1.00	L844540	0.04	13.70	21	183	-10
58.50	59.50	1.00	L844544	0.04	10.60	16	276	-10
59.50	60.39	0.89	L844545	0.10	36.70	49	466	-10
60.39	61.39	1.00	L844546	0.18	43.70	70	437	-10
61.39	62.39	1.00	L844547	0.14	54.70	75	664	-10
62.39	63.39	1.00	L844548	0.21	28.20	43	415	-10
63.39	64.39	1.00	L844549	0.26	17.60	28	346	-10
64.39	65.39	1.00	L844550	0.11	7.50	13	96	-10
65.39	66.39	1.00	L844551	0.42	49.80	63	907	-10

Project: THORN2011 **Hole Number:** THN11-57

From	To	Rocktype & Description
		« 46.60- 47.64 ss 2%»
		« 50.38- 56.97 pyr 7.00%» Disseminated with stringers and open space filling
		« 50.38- 56.97 ss 1%»
		« 60.31- 60.39 pyr 10.00%»Disseminated with stringers and open space filling
		« 66.39- 67.39 pyr 3.00%»
		« 66.39- 67.39 enr 0.01%»
		« 65.39- 66.39 pyr 4.00%» Disseminated with stringers and open space filling
		« 84.27- 85.03 pyr 4.00%» Disseminated with stringers and open space filling
		« 84.27- 85.03 ccp 3.00%» blebby
		« 84.27- 85.03 ss 1%»
		« 84.27- 85.03 ga 0.01%»
		« 85.03- 95.61 pyr 4.00%» Disseminated with stringers and open space filling
		« 85.03- 95.61 ss 1.50%»
		« 85.03- 95.61 ccp 0.01%»
		« 85.03- 95.61 ga 0.10%»
		« 97.12- 104.00 pyr 4.00%» Disseminated with stringers and open space filling
		sphalerite (?) 2%
		« 97.12- 104.00 ga 2.00%»
		« 97.12- 104.00 ss 0.10%»
		« 124.06- 132.15 pyr 3.00%» Disseminated with stringers and open

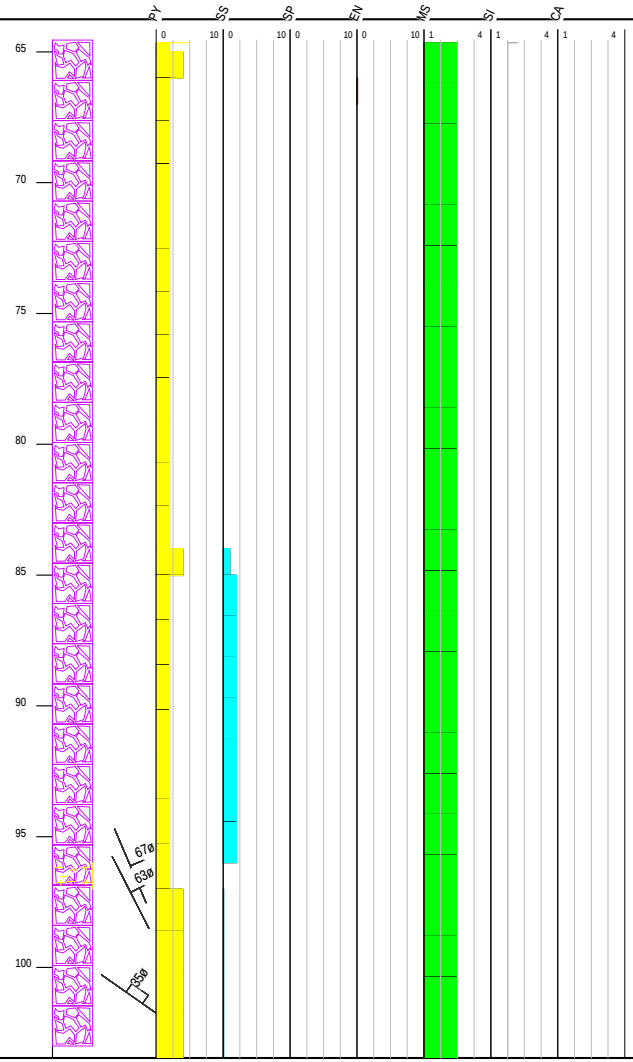

From	To	Width	Sample	Au ppm	Ag ppm	Cu ppm	Pb ppm	Zn ppm
66.39	67.39	1.00	L844552	0.85	80.40	120	1665	-10
67.39	68.39	1.00	L844553	0.19	14.20	27	346	-10
68.39	69.39	1.00	L844554	0.10	10.30	31	271	-10
69.39	70.39	1.00	L844555	0.06	7.20	26	358	-10
70.39	71.39	1.00	L844556	0.07	13.10	33	647	-10
71.39	72.39	1.00	L844557	0.06	17.90	45	752	-10
72.39	73.39	1.00	L844558	0.12	17.60	38	867	-10
73.39	74.39	1.00	L844559	0.23	39.10	87	1985	-10
74.39	75.39	1.00	L844562	0.37	15.80	37	401	-10
75.39	76.39	1.00	L844563	0.41	26.10	51	385	-10
76.39	77.39	1.00	L844564	0.41	45.80	98	368	-10
77.39	78.39	1.00	L844565	0.29	22.60	46	552	-10
78.39	79.39	1.00	L844566	0.31	46.60	75	615	-10
79.39	80.39	1.00	L844567	0.33	135.00	273	4760	-10
80.39	81.39	1.00	L844568	0.28	52.30	130	1845	-10
81.39	82.39	1.00	L844569	0.34	43.30	91	2120	-10
82.39	83.39	1.00	L844570	0.41	98.00	234	2500	-10
83.39	84.27	0.88	L844571	0.55	132.00	295	1850	-10
84.27	85.03	0.76	L844572	0.41	177.00	336	3090	-10
85.03	86.03	1.00	L844573	0.48	216.00	412	2400	-10
86.03	87.03	1.00	L844574	0.49	160.00	303	1570	-10
87.03	88.03	1.00	L844575	0.41	209.00	367	2280	-10
88.03	89.03	1.00	L844576	0.43	180.00	286	3710	-10
89.03	90.00	0.97	L844577	0.46	223.00	374	3030	-10
90.00	91.00	1.00	L844578	0.16	27.90	52	623	-10
91.00	92.00	1.00	L844579	0.28	85.30	132	7170	-10
92.00	93.00	1.00	L844580	0.41	194.00	292	7000	10
93.00	94.00	1.00	L844584	0.50	230.00	393	2470	-10
94.00	95.00	1.00	L844585	0.28	83.80	155	914	-10
95.00	95.61	0.61	L844586	0.21	85.10	149	2430	-10
95.61	97.12	1.51	L844587	0.03	1.20	4	316	-10
97.12	98.12	1.00	L844588	0.24	139.00	208	11650	10
98.12	99.12	1.00	L844589	0.24	139.00	221	5910	-10
99.12	100.12	1.00	L844590	0.32	88.60	155	3300	10
100.12	101.12	1.00	L844591	0.08	28.00	44	752	-10
101.12	102.00	0.88	L844592	0.33	135.00	279	3260	10
102.00	103.00	1.00	L844593	0.21	63.80	132	748	10
103.00	104.00	1.00	L844594	0.38	115.00	281	4490	10

Project: THORN2011 **Hole Number:** THN11-57

From	To	Rocktype & Description
		space filling
		« 124.06- 132.15 spl 0.50%»
		« 124.06- 132.15 ss 0.50%»
		« 124.06- 132.15 apy 0.50%»
		« 124.06- 132.15 ccp 0.10%»
		« 148.32- 151.34 pyr 3.00%» Disseminated with stringers and open
		space filling
		« 148.32- 151.34ccp 0.10%»
		« 148.32- 151.34 ga 0.01%»
		« 148.32- 151.34apy 0.01%»
		« 148.32- 151.34ss 0.10%»
		« 151.34- 163.46 pyr 3.00%» Disseminated with stringers and open
		space filling
		« 151.34- 163.46 spl 0.10%»
		« 151.34- 163.46 ss 1.00%»
		« 151.34- 163.46 apy 0.01%»
		« 163.46- 164.86 pyr 5.00%» Disseminated with stringers and open
		space filling
		« 163.46- 164.86 ccp 0.01%»
		« 163.46- 164.86 spl 1.00%»
		« 163.46- 164.86 ss 1.00%»
		« 188.13- 189.16 pyr 3.00%»Disseminated with stringers and open
		space filling
		« 188.13- 189.16 ccp 0.10%»
		« 188.13- 189.16 apy 0.01%»
		« 188.13- 189.16 ss 1.00%»
		« 201.00- 205.30 pyr 8.00%»Disseminated with vuggy chaotic
		stringers open fracture filling.
		« 201.00- 205.30 ccp 2.00%»
		« 201.00- 205.30 apy 0.10%»



From	To	Width	Sample	Au ppm	Ag ppm	Cu ppm	Pb ppm	Zn ppm
104.00	105.00	1.00	L844595	0.18	32.70	105	1040	10
105.00	106.00	1.00	L844596	0.24	19.20	79	471	20
106.00	107.00	1.00	L844597	0.19	12.30	42	343	10
107.00	108.00	1.00	L844598	0.11	13.00	37	735	10
108.00	109.00	1.00	L844599	0.21	12.50	43	447	10
109.00	110.00	1.00	L844602	0.24	49.80	128	1335	30
110.00	111.00	1.00	L844603	0.10	10.10	32	634	-10
111.00	112.23	1.23	L844604	0.07	8.50	30	360	10
112.23	113.23	1.00	L844605	0.12	14.20	44	446	10
113.23	114.23	1.00	L844606	0.16	12.30	36	466	10
114.23	115.23	1.00	L844607	0.22	12.60	33	496	10
115.23	116.23	1.00	L844608	0.34	92.20	210	1660	10
116.23	117.23	1.00	L844609	0.44	66.30	244	762	-10
117.23	118.23	1.00	L844610	0.25	28.50	91	734	10
118.23	119.23	1.00	L844611	0.18	12.40	43	592	10
119.23	120.23	1.00	L844612	0.01	2.70	20	121	-10
120.23	121.06	0.83	L844613	-0.01	3.70	23	104	-10
121.06	122.06	1.00	L844614	0.13	52.50	94	1635	-10
122.06	123.12	1.06	L844615	0.20	37.50	81	518	10
123.12	124.06	0.94	L844616	0.11	15.80	18	219	-10
124.06	125.06	1.00	L844617	0.27	191.00	196	3990	20
125.06	126.14	1.08	L844618	0.43	162.00	221	2450	10
126.14	127.14	1.00	L844619	0.15	21.00	32	456	-10
127.14	128.06	0.92	L844620	0.30	66.90	103	1425	10
128.06	129.14	1.08	L844624	0.36	413.00	354	10700	20
129.14	130.11	0.97	L844625	0.27	159.00	167	5940	10
130.11	131.11	1.00	L844626	0.23	58.60	117	1305	20
131.11	132.15	1.04	L844627	0.15	31.40	53	591	6200
132.15	133.15	1.00	L844628	0.42	175.00	278	2450	5500
133.15	134.15	1.00	L844629	0.11	49.00	69	1550	3260
134.15	135.00	0.85	L844630	0.09	24.50	25	337	1230
135.00	136.00	1.00	L844631	0.10	32.40	46	973	4570
136.00	137.00	1.00	L844632	0.38	50.20	107	779	4130
137.00	138.00	1.00	L844633	0.43	97.00	170	2990	16450
138.00	139.00	1.00	L844634	0.03	7.50	16	265	960
139.00	140.00	1.00	L844635	0.25	51.60	83	1795	8350
140.00	141.00	1.00	L844636	0.28	52.00	104	2380	9300
141.00	142.00	1.00	L844637	0.29	49.30	139	2270	7010
142.00	143.00	1.00	L844638	0.27	38.90	134	3600	6870

Project: THORN2011 **Hole Number:** THN11-57

From	To	Rocktype & Description
« 201.00- 205.30 ss 2.00%»		
« 208.20- 219.58 pyr 6.00%» Disseminated with vuggy chaotic stringers open fracture filling.		
« 208.20- 219.58 ccp 1.00%»		
« 208.20- 219.58 ss 2.00%»		
« 208.20- 219.58 apy 0.50%»		
STRUCTURE		
« 36.70- 37.00 fault G ~22 deg CA 22°»		
« 34.00- 34.90 fault ~35 deg CA 35°»		
« 41.10- 41.90 fault ~35 deg CA 35°»		
< @ 57.65 fault gouge 28° >>		
« 58.00- 59.50 very weak fabric deg to CA 62.00°»		
< @ 95.61 uphole contact 67 deg to CA 67.00°		
< @ 97.12 downhole contact deg to CA 63.00° >>		
< @ 101.20 fault G ~ 35 deg CA 35° 1cm >		
< @ 148.85 fault gouge 45° 5cm >		
< @ 165.10 fault gouge 55° 1cm >		
< @ 160.73 fault gouge 55.00° 5.00cm >		
< @ 197.93 fault gouge 55° 3cm >		



From	To	Width	Sample	Au ppm	Ag ppm	Cu ppm	Pb ppm	Zn ppm
143.00	144.00	1.00	L844639	0.13	9.70	37	496	961
144.00	145.00	1.00	L844642	0.20	14.00	64	1880	2710
145.00	146.00	1.00	L844643	0.16	13.60	56	1590	5830
146.00	147.00	1.00	L844644	0.08	8.80	29	482	1970
147.00	148.32	1.32	L844645	0.22	66.10	92	2700	5660
148.32	149.32	1.00	L844646	0.33	122.00	227	5250	7940
149.32	150.36	1.04	L844647	0.21	56.60	154	4170	7100
150.36	151.34	0.98	L844648	0.12	45.90	92	1905	3350
151.34	152.34	1.00	L844649	0.33	92.30	252	5970	13550
152.34	153.34	1.00	L844650	0.32	80.30	177	2820	8720
153.34	154.34	1.00	L844651	0.24	152.00	374	9630	13950
154.34	155.34	1.00	L844652	0.18	49.20	108	1575	3500
155.34	156.34	1.00	L844653	0.21	39.00	138	2300	3030
156.34	157.34	1.00	L844654	0.09	12.20	46	1175	3220
157.34	158.34	1.00	L844655	0.13	35.80	75	2350	7170
158.34	159.40	1.06	L844656	0.15	20.70	50	1390	2010
159.40	160.40	1.00	L844657	0.20	29.40	83	1600	2650
160.40	161.40	1.00	L844658	0.17	19.10	53	1415	4290
161.40	162.38	0.98	L844659	0.26	27.70	68	1745	5180
162.38	163.46	1.08	L844660	0.25	21.50	64	1335	4160
163.46	164.86	1.40	L844664	1.14	157.00	823	12500	27600
164.86	166.08	1.22	L844665	0.08	3.70	17	383	1675
166.08	167.08	1.00	L844666	0.15	7.50	22	743	3390
167.08	168.00	0.92	L844667	0.40	51.20	138	2140	9620
168.00	169.00	1.00	L844668	0.35	46.20	157	2300	6060
169.00	170.00	1.00	L844669	0.43	94.20	241	2980	8800
170.00	171.00	1.00	L844670	0.34	27.40	138	1935	4050
171.00	172.16	1.16	L844671	0.29	27.00	161	1340	5630
172.16	173.30	1.14	L844672	0.16	18.60	84	800	4680
173.30	174.30	1.00	L844673	0.11	27.30	54	1615	3540
174.30	175.30	1.00	L844674	0.11	32.70	65	1265	2740
175.30	176.30	1.00	L844675	0.15	18.90	48	745	4710
176.30	177.30	1.00	L844676	0.16	27.80	57	2060	8140
177.30	178.42	1.12	L844677	0.09	18.50	50	953	6910
178.42	179.42	1.00	L844678	0.08	14.00	32	731	4250
179.42	180.42	1.00	L844679	0.01	3.60	22	174	1190
180.42	181.38	0.96	L844682	-0.01	2.80	21	251	1740
181.38	182.38	1.00	L844683	0.04	9.30	37	390	2590
182.38	183.38	1.00	L844684	0.08	13.70	47	723	6060

Project: THORN2011 **Hole Number:** THN11-57

From	To	Rocktype & Description



From	To	Width	Sample	Au ppm	Ag ppm	Cu ppm	Pb ppm	Zn ppm
183.38	184.40	1.02	L844685	0.06	7.50	30	354	3890
184.40	185.40	1.00	L844686	0.09	17.00	48	986	7030
185.40	186.48	1.08	L844687	0.08	13.40	46	480	3700
186.48	187.48	1.00	L844688	0.10	22.20	61	668	4650
187.48	188.13	0.65	L844689	0.04	11.50	30	389	2370
188.13	189.16	1.03	L844690	0.15	49.50	94	917	3990
189.16	190.16	1.00	L844691	0.05	9.10	23	548	3720
190.16	192.00	1.84	L844692	0.09	20.60	57	863	5830
192.00	193.05	1.05	L844693	0.12	13.10	48	533	5300
193.05	194.12	1.07	L844694	0.10	28.30	81	1145	9200
194.12	195.22	1.10	L844695	0.14	21.60	103	798	8830
195.22	196.33	1.11	L844696	0.10	14.40	54	691	9120
196.33	197.33	1.00	L844697	0.08	8.30	48	531	5900
197.33	198.65	1.32	L844698	0.08	22.50	60	1745	12400
198.65	199.65	1.00	L844699	0.09	10.90	43	1585	7210
199.65	201.00	1.35	L844702	0.18	18.40	254	2720	3370
201.00	202.00	1.00	L844703	4.78	66.60	14150	3770	3530
202.00	203.00	1.00	L844704	6.02	67.30	16250	3500	2240
203.00	204.00	1.00	L844705	5.33	87.00	22100	4350	2370
204.00	205.30	1.30	L844706	3.76	20.80	4830	2310	2690
205.30	206.30	1.00	L844707	0.42	2.60	234	172	2050
206.30	207.35	1.05	L844708	0.27	2.70	30	134	1700
207.35	208.20	0.85	L844709	0.33	3.00	94	319	1270
208.20	209.20	1.00	L844710	5.96	160.00	21500	2030	3080
209.20	210.30	1.10	L844711	13.20	850.00	42800	3780	4780
210.30	211.61	1.31	L844712	8.55	183.00	14950	7120	3000
211.61	212.85	1.24	L844714	2.82	19.60	1555	1545	2270
212.85	214.00	1.15	L844715	5.29	108.00	9830	13150	8710
214.00	215.05	1.05	L844716	2.34	29.30	2720	2900	3000
215.05	216.00	0.95	L844717	4.34	24.00	3330	2420	1700
216.00	217.49	1.49	L844718	1.49	12.20	1015	1890	2630
217.49	218.49	1.00	L844719	1.94	33.90	1385	1550	1965
218.49	219.58	1.09	L844720	1.98	63.70	2910	3710	3190
219.58	220.65	1.07	L844724	0.26	26.00	92	4490	7810
220.65	221.43	0.78	L844725	0.24	28.40	57	4910	13800

Project: THORN2011 **Hole Number:** THN11-57

From	To	Rocktype	& Description
221.43	239.40	uKBX1	

MAGMATIC HYDROTHERMAL BRECCIA - green-grey heterolithic breccia, with fragments ~ 1 to 5 cm with rare fragments ~ 10 cm. uKPO fragments up to 2m. Fragments are mostly clast-supported and sub-rounded to sub-angular in a siliceous matrix. Fragment lithologies include mod sericite alt silica fooded uKPO, andesitic tuff, quartz vein, variably altered rhyolite.

Numerous brown-green intermediate amygdaloidal dykes or one large sill cross cut this unit with clasts of the host breccia found with chilled margins. Alteration changes downhole with silicification decreasing and carbonate alteration increasing. Amygdules are 1-5mm white and do not contain calcite, 0.1% of unit is made up of calcite stringers. No mineralization present except 0.5% disseminated pyrite in uKBRX clasts.

ALTERATION

« 221.43- 228.60 sil 2.00*»
« 221.43- 228.60 ser 2.00*»

« 228.60- 239.40 sil 1.00*»
« 228.60- 239.40 ser 1.00*»
« 228.60- 232.72 crb 1.00*» very weak

STRUCTURE

< @ 221.84 contact deg to CA 40.00° >brx/dyke
< @ 221.92 contact deg to CA 30.00° >dyke/brx

< @ 224.20 contact deg to CA 65.00° >brx/dyke
< @ 225.55 Contact deg to CA 35° >dyke/brx

< @ 225.85 undulating contact >brx/dyke
< @ 232.72 Contact deg to CA 35° >dyke/brx

< @ 235.72 contact deg to CA 62.00° >brx/dyke
< @ 239.40 Contact deg to CA 20° >dyke/brx



From	To	Width	Sample	Au ppm	Ag ppm	Cu ppm	Pb ppm	Zn ppm
221.43	222.43	1.00	L844726	0.11	16.80	55	3820	14250
222.43	224.20	1.77	L844727	0.10	14.40	66	3150	14000
224.20	227.00	2.80	L844728	0.01	0.70	28	110	998
227.00	229.09	2.09	L844729	-0.01	0.50	26	48	327
229.09	231.00	1.91	L844730	-0.01	-0.20	28	10	96
231.00	233.00	2.00	L844731	-0.01	1.60	28	147	1220
233.00	235.00	2.00	L844732	0.01	4.00	25	589	5560
235.00	237.00	2.00	L844733	-0.01	1.80	24	187	1315
237.00	238.00	1.00	L844734	-0.01	0.20	28	15	117
238.00	239.40	1.40	L844735	-0.01	0.60	28	45	457

Project: THORN2011 **Hole Number:** THN11-57

From	To	Rocktype	& Description
239.40	264.00	uKBX1	

MAGMATIC HYDROTHERMAL BRECCIA - green-grey heterolithic breccia, with fragments ~ 1 to 5 cm with rare fragments ~ 10 cm. uKPO fragments up to 2m. Fragments are mostly clast-supported and sub-rounded to sub-angular in a siliceous matrix. Fragment lithologies include mod sericite alt silica fooded uKPO, andesitic tuff, quartz vein, variably altered rhyolite.

EOH

ALTERATION

« ser 1.00*»
« sil 1.00*»

MINERALIZATION

« pyr 2.00%» disseminated with scatttered chaotic blebs
« ccp 0.10%» blebbs
« apy 0.01%» blades some appear hair like boulangerite (?)

STRUCTURE

< @ 239.40 fault gouge 35° 10cm >
« 243.50- 243.65 fault gouge 45.00°»

From	To
264.00	264.00

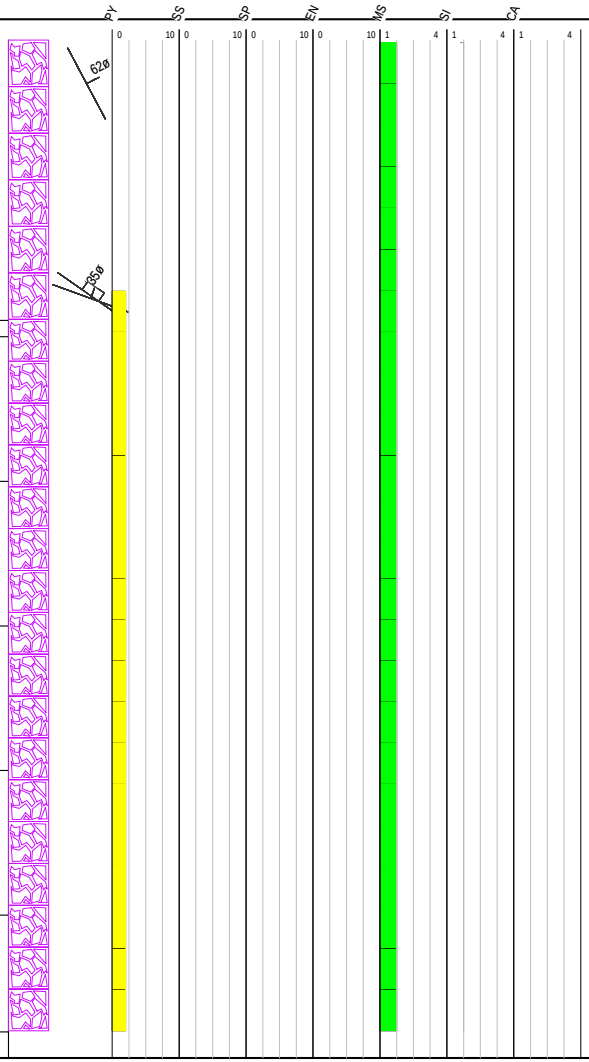

From	To	Width	Sample	Au ppm	Ag ppm	Cu ppm	Pb ppm	Zn ppm
239.40	240.53	1.13	L844736	0.04	4.70	116	255	2620
240.53	241.53	1.00	L844737	0.54	2.80	144	151	565
241.53	242.53	1.00	L844738	0.06	1.10	26	126	789
242.53	243.55	1.02	L844739	0.01	0.50	14	98	726
243.55	244.68	1.13	L844741	0.26	1.50	86	166	930
244.68	246.00	1.32	L844743	0.10	1.60	77	152	1350
246.00	247.00	1.00	L844744	0.12	1.60	75	152	696
247.00	248.00	1.00	L844745	0.21	1.60	132	163	939
248.00	249.00	1.00	L844746	0.17	1.40	101	124	658
249.00	250.00	1.00	L844747	0.29	1.80	206	123	705
250.00	251.00	1.00	L844748	0.30	1.60	182	125	710
251.00	252.00	1.00	L844749	0.34	2.90	381	126	680
252.00	253.00	1.00	L844750	0.30	4.00	522	133	849
253.00	254.00	1.00	L844751	0.36	5.20	738	199	942
254.00	255.00	1.00	L844752	0.41	5.50	782	191	966
255.00	256.00	1.00	L844753	0.70	14.10	2940	256	1640
256.00	257.00	1.00	L844754	0.40	11.80	1880	172	1010
257.00	258.00	1.00	L844755	0.50	10.90	1620	185	977
258.00	259.00	1.00	L844756	0.81	8.70	1305	159	1100
259.00	260.10	1.10	L844757	0.49	6.80	1050	163	1120
260.10	261.35	1.25	L844758	0.25	2.90	321	95	651
261.35	262.60	1.25	L844759	0.48	7.60	1555	138	1090
262.60	264.00	1.40	L844760	0.29	3.10	714	119	1165

Drill Log Legend

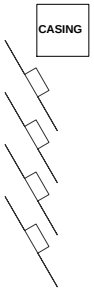

CASN

Fj

Flg

Fr

Ft

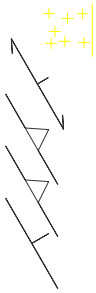

RHYL

Sz

V

Vbx

bed

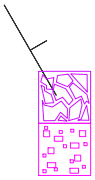

cont

uKBX1

uKPO1

DRILL LOG

Project: Thorn	**Collar Elevation (m):** 808.0
Hole THN11-58	**Azimuth (º):** 345
Location: 6491151 m North, 628504 m East	**Dip (º):** -70.0
Logged by: R.Toole	**Length (m):** 268.22
Drilled by: Full Force	**Horizontal Projection:**
Assayed by: ALS Chemex	**Vertical Projection:**
Core Size: NQ2	**Objective** Test the geophysical anomaly in the C Zone which exhibits similar chargeability/resistivity characteristics as the Talisker Zone mineralization. Approximately 150 m N-NW of THN04-34.
Date Started: 2011/09/26 **Date Completed:** 2011/09/28	
Dip Tests By: Reflex	

Summary Log:

0.00 - 6.10 m : Casing in overburden
6.10 - 18.49 m : Conglomerate
18.49 - 83.40 m : Sandstone (graphite from 19.39 - 19.89 m likely source of IP chargeability anomaly).
83.40 - 169.49 m : Siltstone
169.49 - 268.22 m : Thorn Stock - trace sulphosalt disseminations from 206.30 - 206.70m, and 230.00 - 250.00 m.
EOH

Downhole surveys:

Depth	Dip	Azimuth
0.00	-70.00	345.00
18.29	-70.00	345.70
64.01	-70.10	352.20
109.73	-70.50	354.00
155.45	-70.90	355.60
201.17	-71.40	356.70
246.89	-71.70	355.10

Project: THORN2011 **Hole Number:** THN11-58

From	To	Rocktype	& Description
0.00	6.10	CASN	OVERBURDEN - Rubbly porphyry and siltstone
6.10	18.49	CNGL	CONGLOMERATE - Comprised of pebble size fragments (2mm - 3cm). Clasts are composed of argillite and porphyry and are subrounded. Intensely sericite altered; no visible faulting - likely weathering. 3% fine disseminated pyrite typically concentrated along clast margins. Sharp lower contact with sandstone @ 79 degrees TCA. ALTERATION « ms 3.00*» MINERALIZATION « pyr 3.00%»
18.49	83.40	SNDS	SANDSTONE / SILTSTONE - Light grey to locally black (graphite) fine grained sandstone with local intervals of coarse quartz - argillite rich sandstone, and local siltstone to mudstone intervals. Sandstone intervals fine upwards. Bedding is generally at 45 degrees TCA. Locally cut by feldspar porphyry dykes. Although in previous logs many dykes were logged as ash tuffs, these are 100% dykes with sharp chill contacts. Localized zone of intense graphite mineralization in upper 2 meters. Graphite is likely the IP conductor. 2% pyrite forms infilling fractures. Lower contact signified by increase in siltstone to 90%. MINERALIZATION « 19.39- 19.89 grp 85.00%» « 18.49- 83.40 pyr 2.00%» BEDDING



From	To	Width	Sample	Au ppm	Ag ppm	Cu ppm	Pb ppm	Zn ppm

Project: THORN2011 **Hole Number:** THN11-58

From	To	Rocktype & Description
< @ 35.00 bed 44.00º >		
< @ 45.00 bed 42.00º >		
< @ 55.00 bed 57.00º >		
< @ 65.00 bed 61.00º >		
< @ 75.00 bed 47.00º >		
DYKES		
« 21.44- 25.79 Feldspar Porphyry Dyke RHYL »		
« 29.64- 31.73 Feldspar Porphyry Dyke RHYL »		

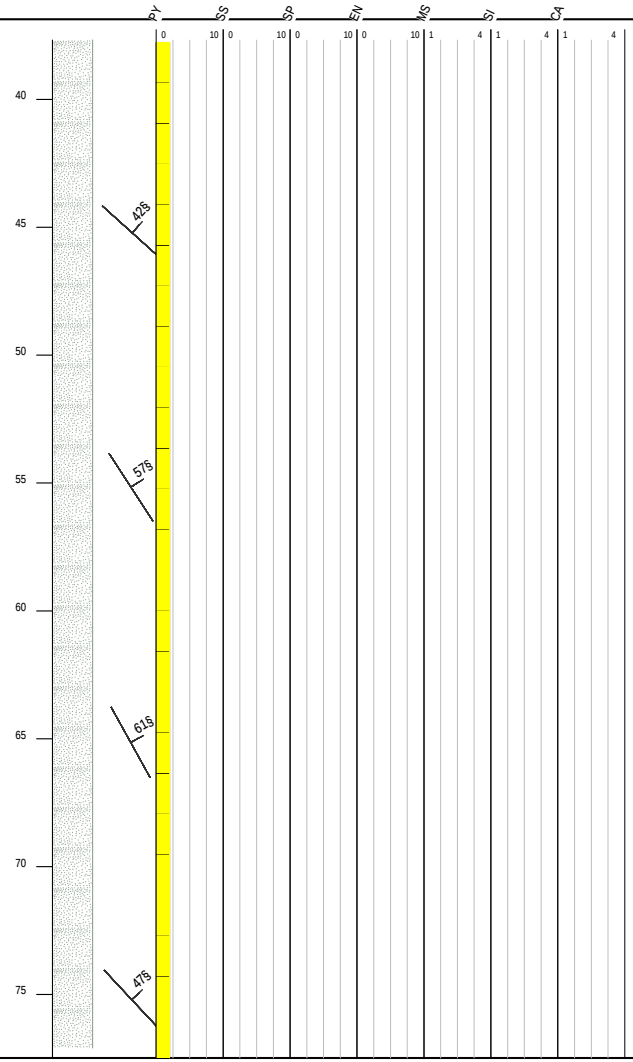

From	To	Width	Sample	Au ppm	Ag ppm	Cu ppm	Pb ppm	Zn ppm

Project: THORN2011 **Hole Number:** THN11-58

From	To	Rocktype	& Description
83.40	169.49	SLTS	

SILTSTONE / SANDSTONE - Light grey to pale brown siltstone with loclized beds of coarse sandstone as seen in overlying unit, and localized mudstone. Siltstone composes 90% of interval. Pyrite occurs as fine disseminations in coarser beds and infilling fractures associated with chaotic calcite veining. Bedding ranges from 0 to 60 degrees. Sharp lower contact with Thorn Stock @ 89 degrees TCA.

MINERALIZATION

« pyr 2.00%»

BEDDING

< @ 85.00 bed 37.00° >
< @ 95.00 bed 59.00° >
< @ 105.00 bed 60.00° >
< @ 115.00 bed 3.00° >
< @ 125.00 bed 45.00° >
< @ 135.00 bed 58.00° >
< @ 145.00 bed 48.00° >
< @ 155.00 bed 44.00° >
< @ 165.00 bed 47.00° >

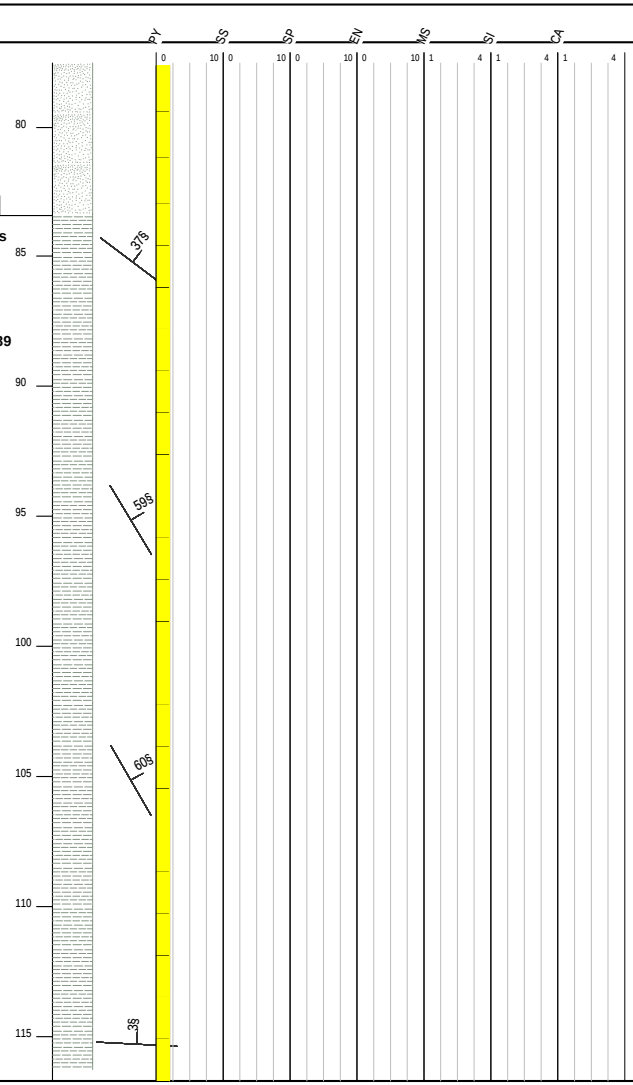

From	To	Width	Sample	Au ppm	Ag ppm	Cu ppm	Pb ppm	Zn ppm
168.49	169.49	1.00	L562119	-0.01	-0.20	15	16	44

Project: THORN2011 **Hole Number:** THN11-58

From	To	Rocktype & Description

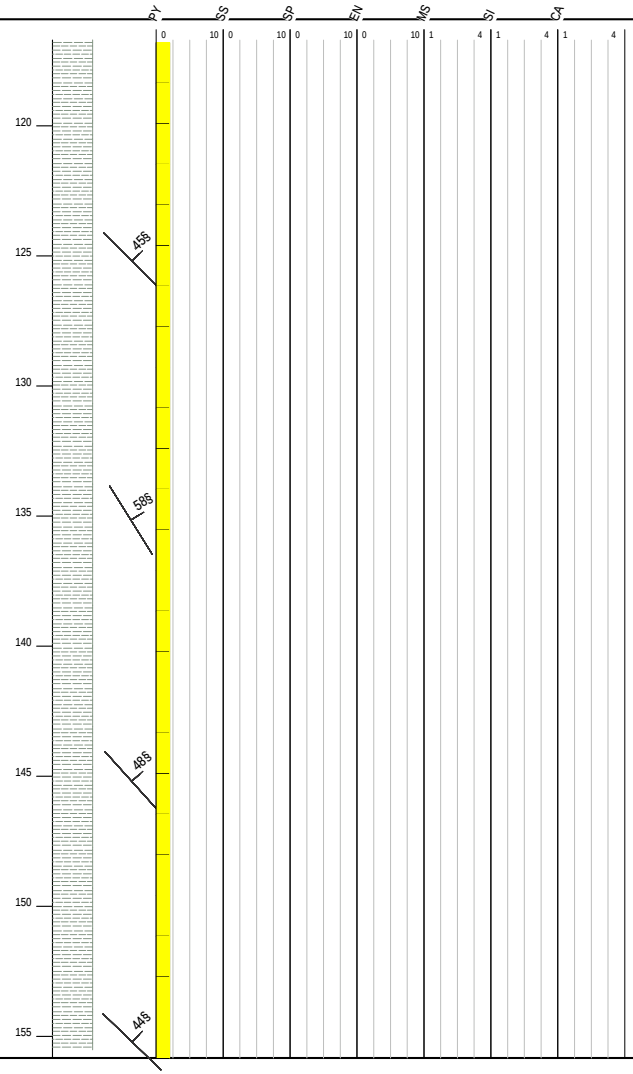

From	To	Width	Sample	Au ppm	Ag ppm	Cu ppm	Pb ppm	Zn ppm

Project: THORN2011 **Hole Number:** THN11-58

From	To	Rocktype	& Description
169.49	207.51	UKPO1	THORN STOCK - Light grey, coarse grained, feldspar - quartz - biotite porphyry with 3% fine to medium pyrite disseminations, and occassionally occuring as infilling fractures. Localized zones with trace enargite. Moderate sericite alteration. Occasional felsic and intermediate dykes Rare shallow angle 1cm quartz veining. Quartz vein from 206.30 -206.70 < @ 206.30 ven 80.00º 400.00mm > contains 3% tetrahedrite occuring as prismatic crystals up to 5mm in length, and forming with pyrite. Gradational lower contact from UKPO1 to UKPO2.

ALTERATION

« 169.49- 191.49 ms 2.00*»

« 191.49- 193.69 ms 3.00*»

« 193.69- 207.51 ms 2.00*»

MINERALIZATION

« 206.30- 206.70 tth 3.00%»

« 169.49- 207.51 pyr 3.00%»

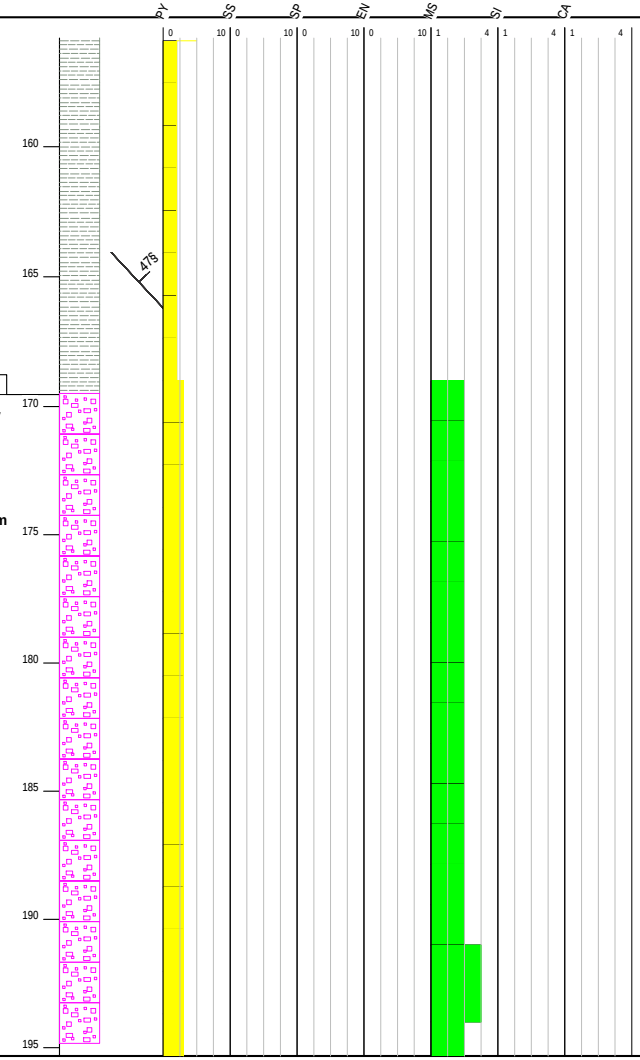

From	To	Width	Sample	Au ppm	Ag ppm	Cu ppm	Pb ppm	Zn ppm
169.49	171.49	2.00	L562120	-0.01	-0.20	24	31	48
171.49	173.49	2.00	L562121	-0.01	-0.20	9	15	21
173.49	175.49	2.00	L562122	-0.01	-0.20	5	18	23
175.49	177.49	2.00	L562123	-0.01	0.20	16	40	54
177.49	179.49	2.00	L562124	-0.01	-0.20	5	27	43
179.49	181.49	2.00	L562125	-0.01	0.20	4	63	106
181.49	183.49	2.00	L562126	-0.01	0.50	10	129	235
183.49	185.49	2.00	L562127	-0.01	0.90	48	302	346
185.49	187.49	2.00	L562128	-0.01	0.30	10	64	84
187.49	189.49	2.00	L562129	0.01	1.60	25	525	941
189.49	191.49	2.00	L562130	-0.01	2.80	63	845	1085
191.49	193.49	2.00	L562131	-0.01	-0.20	5	5	6
193.49	195.49	2.00	L562132	-0.01	0.70	15	29	310
195.49	197.49	2.00	L562133	0.01	1.70	31	403	397
197.49	199.49	2.00	L562136	-0.01	0.20	8	34	17
199.49	201.49	2.00	L562137	-0.01	0.50	34	70	126
201.49	203.49	2.00	L562138	-0.01	-0.20	11	12	61
203.49	205.49	2.00	L562139	-0.01	-0.20	6	8	31
205.49	206.30	0.81	L562140	-0.01	-0.20	8	13	349
206.30	206.70	0.40	L562141	-0.01	25.90	2500	375	1775
206.70	207.70	1.00	L562142	-0.01	0.90	34	59	113

Project: THORN2011 **Hole Number:** THN11-58

From	To	Rocktype	& Description
207.51	268.22	UKPO2	

THORN STOCK - Light grey, coarse grained, quartz - feldspar - biotite porphyry. Continuation of previous unit however quartz becomes more dominant. Locally cut by later pulses of Thorn Stock; late pulses are less altered with increases chlorite alteration and lack of sericite alteration. Cross cut by basalt dykes. 3% fine pyrite disseminations and occasional infilling of fractures. Trace local enargite from 230 - 255m. EOH

ALTERATION

« 207.51- 210.98 ms 3.00*»

« 210.98- 213.10 chl 2.00%»

« 214.24- 217.47 chl 2.00%»

« 225.85- 231.65 chl 2.00%»

« 231.65- 268.22 ms 3.00*»

MINERALIZATION

« 207.51- 213.10 pyr 2.00%»

« 213.10- 214.24 pyr 1.00%»

« 214.24- 217.47 pyr 2.00%»

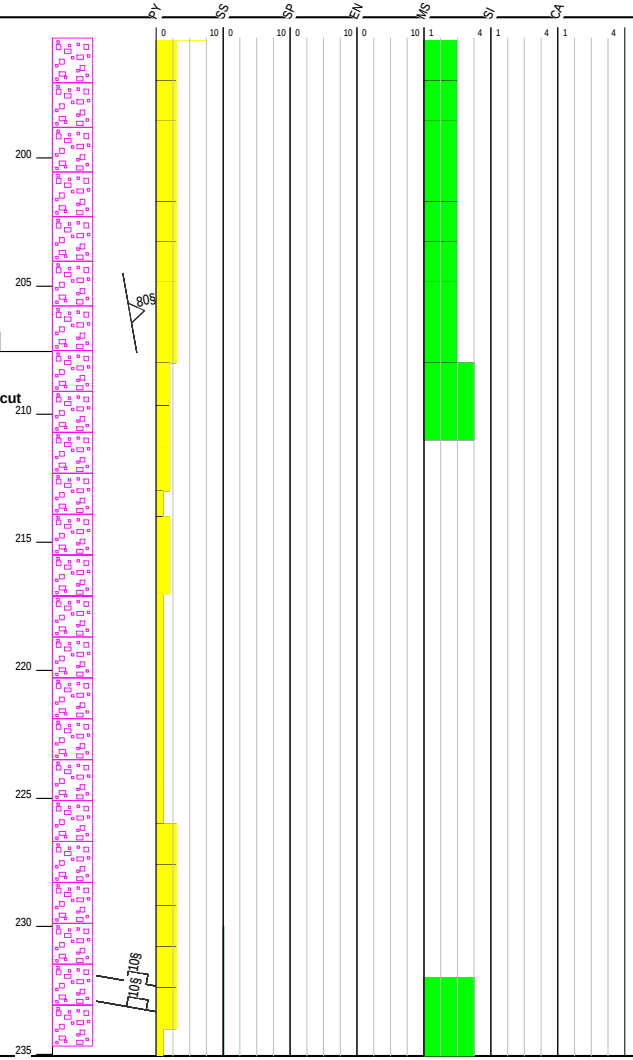

From	To	Width	Sample	Au ppm	Ag ppm	Cu ppm	Pb ppm	Zn ppm
207.70	209.70	2.00	L562143	-0.01	0.20	10	13	10
209.70	210.98	1.28	L562144	-0.01	-0.20	25	24	155
210.98	213.10	2.12	L562145	-0.01	-0.20	21	9	96
213.10	214.24	1.14	L562146	-0.01	-0.20	40	5	119
214.24	216.24	2.00	L562147	-0.01	-0.20	7	5	72
216.24	217.47	1.23	L562148	-0.01	-0.20	4	6	70
217.47	219.47	2.00	L562149	-0.01	0.20	32	29	160
219.47	221.47	2.00	L562150	-0.01	-0.20	33	8	107
221.47	223.47	2.00	L562151	-0.01	-0.20	33	9	116
223.47	225.85	2.38	L562152	-0.01	-0.20	33	7	100
225.85	227.85	2.00	L562153	-0.01	-0.20	17	5	89
227.85	229.85	2.00	L562154	-0.01	-0.20	16	8	98
229.85	231.65	1.80	L562158	-0.01	0.20	41	22	112
231.65	234.10	2.45	L562159	0.03	1.30	36	130	141
234.10	235.70	1.60	L562160	-0.01	-0.20	58	9	88
235.70	237.70	2.00	L562161	-0.01	0.60	10	150	163
237.70	239.70	2.00	L562162	-0.01	1.10	15	368	690
239.70	241.70	2.00	L562163	-0.01	1.00	22	450	769
241.70	243.70	2.00	L562164	-0.01	1.50	25	380	885
243.70	245.70	2.00	L562165	-0.01	1.30	18	288	520
245.70	247.70	2.00	L562166	-0.01	0.50	5	88	172
247.70	249.70	2.00	L562167	-0.01	0.40	4	93	181
249.70	251.70	2.00	L562168	-0.01	0.20	5	44	78
251.70	253.70	2.00	L562169	-0.01	0.60	19	286	503
253.70	255.70	2.00	L562170	-0.01	0.30	26	205	450
255.70	257.70	2.00	L562171	-0.01	0.20	21	64	49
257.70	259.70	2.00	L562172	-0.01	0.40	6	95	48

Project: THORN2011 **Hole Number:** THN11-58

From	To	Rocktype & Description
		« 217.47- 225.85 pyr 1.00%»
		« 225.85- 234.10 pyr 3.00%»
		« 234.10- 235.70 pyr 1.00%»
		« 235.70- 268.22 pyr 3.00%»
		« 230.00- 250.00 ss 0.20%»
		FAULTS
		< @ 231.65 flt 10.00° 999.00mm >
		< @ 232.65 flt 10.00° 31.00mm >
		DYKES
		« 213.10- 214.24 KTIN2 »
		« 217.47- 225.85 KTIN2 »
		« 234.10- 235.70 KTIN2 »
268.22	268.22	EOH

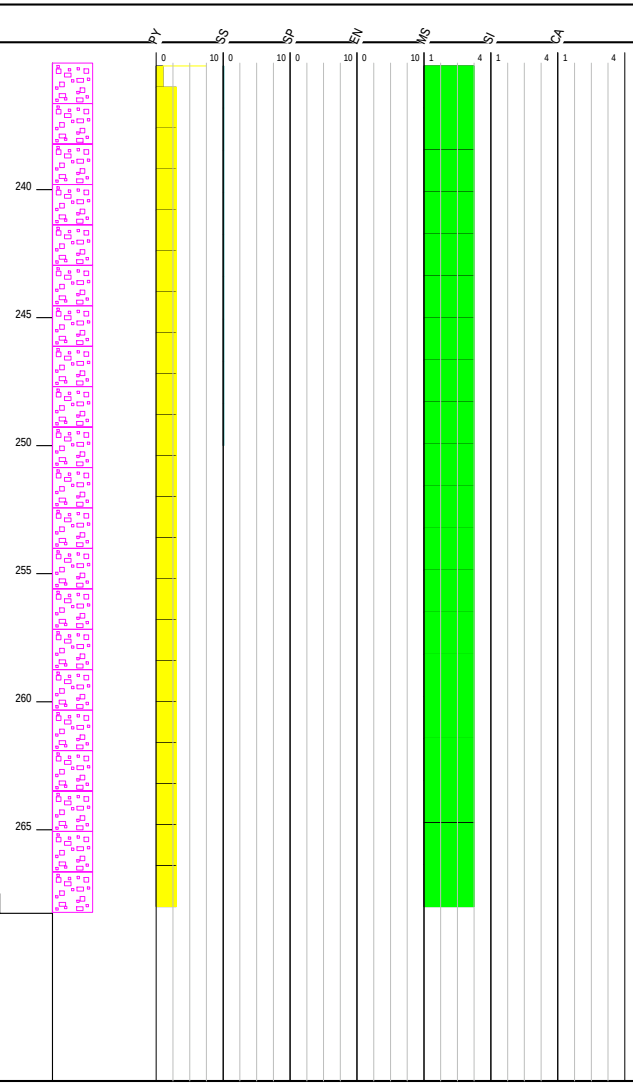

From	To	Width	Sample	Au ppm	Ag ppm	Cu ppm	Pb ppm	Zn ppm
259.70	261.70	2.00	L562173	-0.01	0.30	22	78	52
261.70	263.70	2.00	L562174	-0.01	-0.20	4	63	79
263.70	265.70	2.00	L562175	-0.01	0.20	13	39	58
265.70	268.22	2.52	L562176	-0.01	0.30	12	55	109

Drill Log Legend

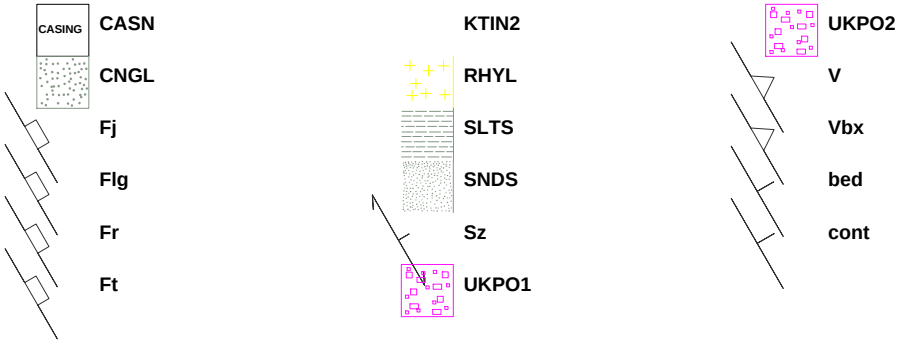

DRILL LOG

Project: Thorn	**Collar Elevation (m):** 1072.0
Hole THN11-59	**Azimuth (º):** 125
Location: 6492850 m North, 628332 m East	**Dip (º):** -60.0
Logged by: R.Toole	**Length (m):** 365.76
Drilled by: Full Force	**Horizontal Projection:**
Assayed by: ALS Chemex	**Vertical Projection:**
Core Size: NQ2	**Objective** Test the unconformity between the Windy Table Suite of rocks and the Thorn Stock to target possible stratigraphically-controlled mineralization, as well as test the extents of the Talisker Zone north of known mineralization.
Date Started: 2011/10/29 **Date Completed:** 2011/10/04	
Dip Tests By: Reflex	

Summary Log:

0.00 - 3.05 m : Casing in overburden
3.05 - 174.64 m : Windy Table Suite rocks
174.64 - 296.00 m : Thorn Stock
296.00 - 365.76 m : Breccia / Thorn Stock
EOH

Downhole surveys:

Depth	Dip	Azimuth
0.00	-60.00	125.00
39.62	-61.00	122.90
85.34	-61.50	121.40
131.06	-62.20	122.50
176.78	-62.60	122.50
222.50	-62.90	123.60
268.22	-63.20	125.00
313.94	-63.20	125.70

Project: THORN2011 **Hole Number:** THN11-59

From	To	Rocktype	& Description
0.00	3.05	CASN	CASING - Overburden
3.05	140.61	uKSV1	WINDY TABLE VOLCANO-PLUTONIC ROCKS - Dacitic/andesitic tuff, lapilli tuff and block tuff: maroon to grey-brown, matrix-supported; locally faulted. Very broken up and rubbly; oxidized. Locally (ash) tuffs are bedded. Trace pyrite. Sharp lower contact with intensly chlorite altered lapilli tuff. MINERALIZATION « pyr 1.00%»



From	To	Width	Sample	Au ppm	Ag ppm	Cu ppm	Pb ppm	Zn ppm

Project: THORN2011 **Hole Number:** THN11-59

From	To	Rocktype	& Description



From	To	Width	Sample	Au ppm	Ag ppm	Cu ppm	Pb ppm	Zn ppm

Project: THORN2011 **Hole Number:** THN11-59

From	To	Rocktype	& Description



From	To	Width	Sample	Au ppm	Ag ppm	Cu ppm	Pb ppm	Zn ppm

Project: THORN2011 **Hole Number:** THN11-59

From	To	Rocktype	& Description
140.61	174.64	uKSV1	WINDY TABLE VOLCANOSEDIMENTARY ROCKS - Black to dark grey, lapilli tuff with clasts of Thorn Stock porphyry, rhyolite, and pyrite with a fine ash matrix. Pyrite clasts are well rounded and occassionally look to be replacing fragments. Unit has been intensly altered by Fe-Rich Chlorite. Clast size and occurance increases downhole; fining upwards sequence. Graphite seam from 140.61 - 141.11m. Sharp lower contact with lapilli to block tuff @ 49 degrees TCA. ALTERATION « chl 4.00*» MINERALIZATION « 140.61- 141.11 grp 100.00%»



From	To	Width	Sample	Au ppm	Ag ppm	Cu ppm	Pb ppm	Zn ppm

Project: THORN2011 **Hole Number:** THN11-59

From	To	Rocktype & Description
		« 140.61- 174.64 pyr 2.00%» (Clasts and disseminations concentrated along local ash beds)
		STRUCTURE
		< @ 150.00 bed 65° >
		< @ 160.00 bed 62° >
		< @ 170.00 bed 60° >
174.64	296.00	uKPO2
		THORN STOCK / BRECCIA PIPE - Light grey, coarse grained, feldspar - quartz - biotite porphyry that has been locally brecciated throughout unit. Brecciation composes approximately 50% of unit, and breccia and porphyry intervals are typically 5m thick. In upper 5 meters of brecciation, rare fragments of angular argillite occur. No sulfosalt mineralization like Oban Breccia Zone. Local zones resemble Oban Breccia Zone less the Oban Zone mineralization. Trace to 1% fine pyrite disseminations. Gradational lower contact with breccia.
		ALTERATION
		« ser 1.00*»
		« sil 1.00*»
		MINERALIZATION
		« pyr 1.00%»
		FAULTS
		« 184.00- 184.13 fault 40.00°»

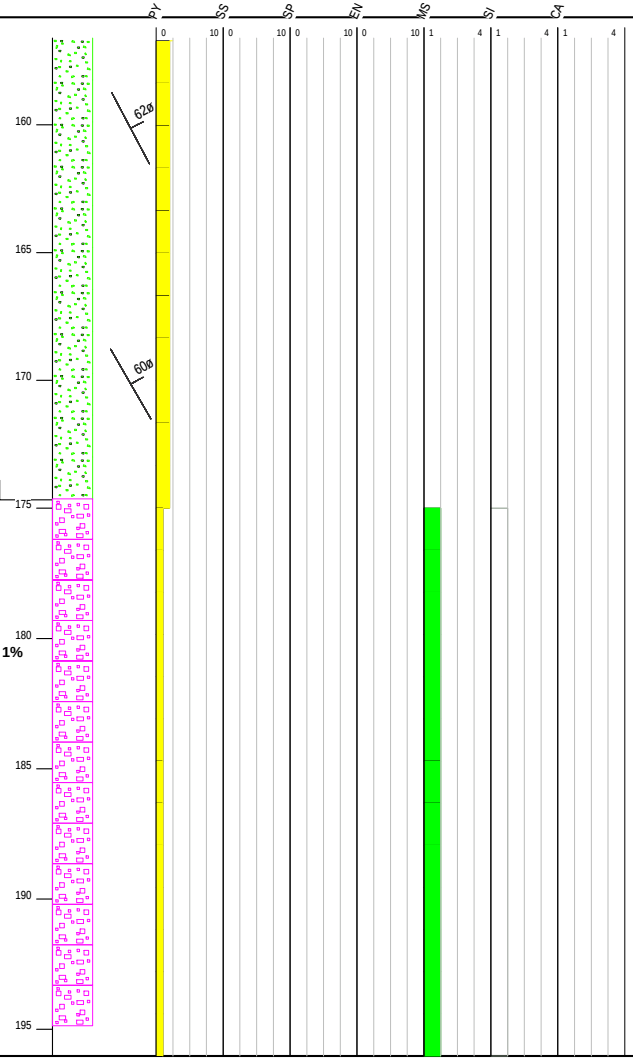

From	To	Width	Sample	Au ppm	Ag ppm	Cu ppm	Pb ppm	Zn ppm
207.26	208.26	1.00	L562179	-0.01	0.80	16	16	65
231.65	232.65	1.00	L562180	-0.01	0.60	24	18	70
269.91	270.91	1.00	L562181	0.03	0.40	46	44	98

Project: THORN2011 **Hole Number:** THN11-59

From	To	Rocktype	& Description

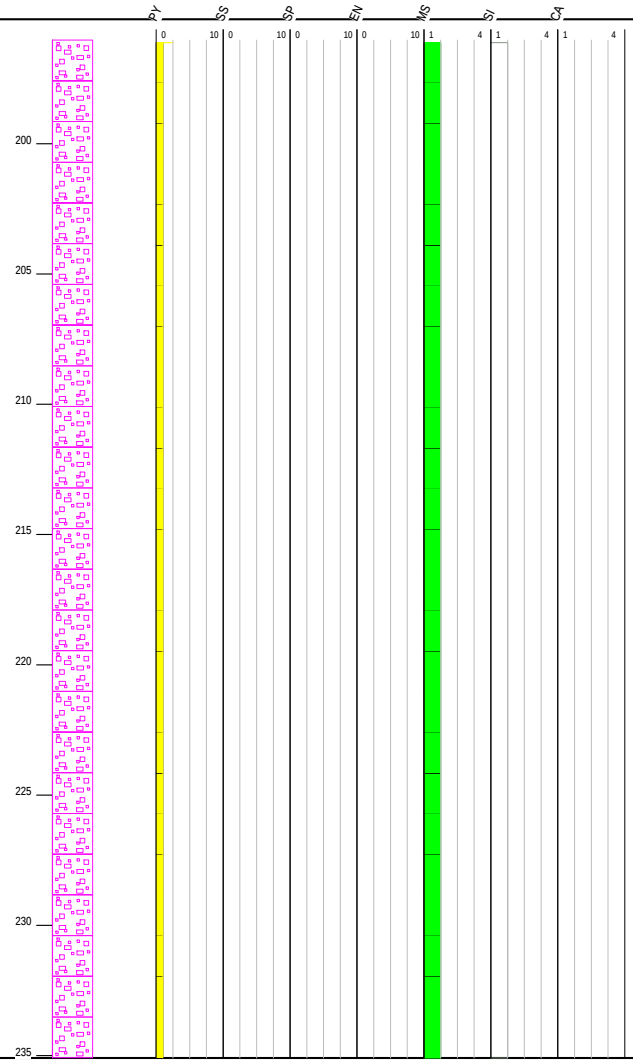

From	To	Width	Sample	Au ppm	Ag ppm	Cu ppm	Pb ppm	Zn ppm

Project: THORN2011 **Hole Number:** THN11-59

From	To	Rocktype & Description

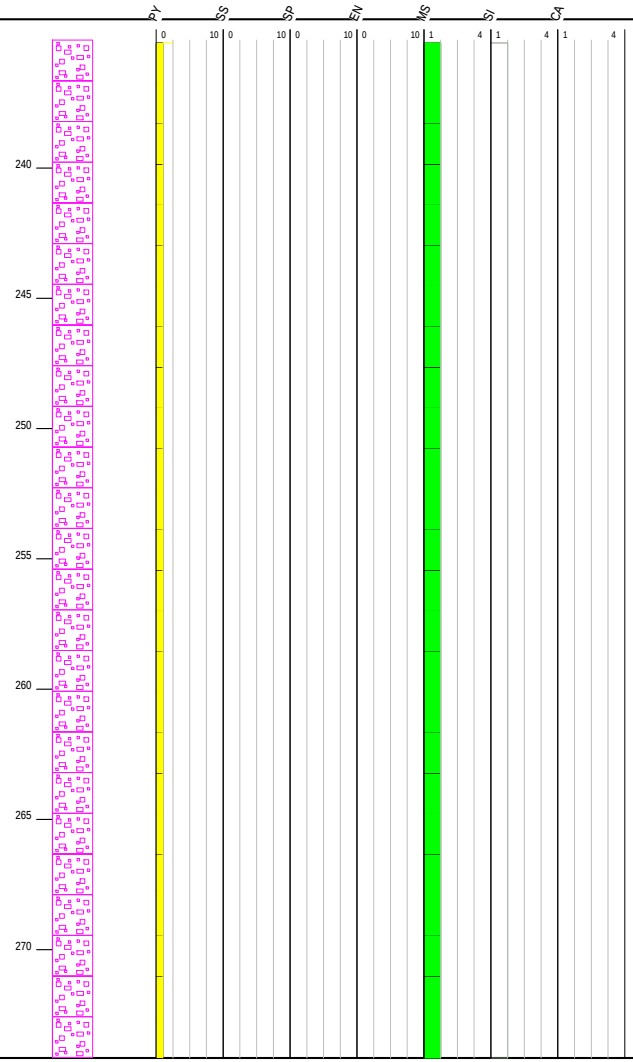

From	To	Width	Sample	Au ppm	Ag ppm	Cu ppm	Pb ppm	Zn ppm

Project: THORN2011 **Hole Number:** THN11-59

From	To	Rocktype	& Description
296.00	365.76	uKBX1	BRECCIA / THORN STOCK - Continuation of previous unit; however, entire interval is brecciated. Clast supported unlike majority of Oban Zone. Local interval containing argillite and rhyolite clasts from 336.20 - 341.38 meters. Rest of interval is 100% Thorn Stock fragments. Weak to moderate silica alteration. No sulfosalt mineralization; 1% fine pyrite disseminations. EOH ALTERATION « sil 2.00*» MINERALIZATION « pyr 1.00%»

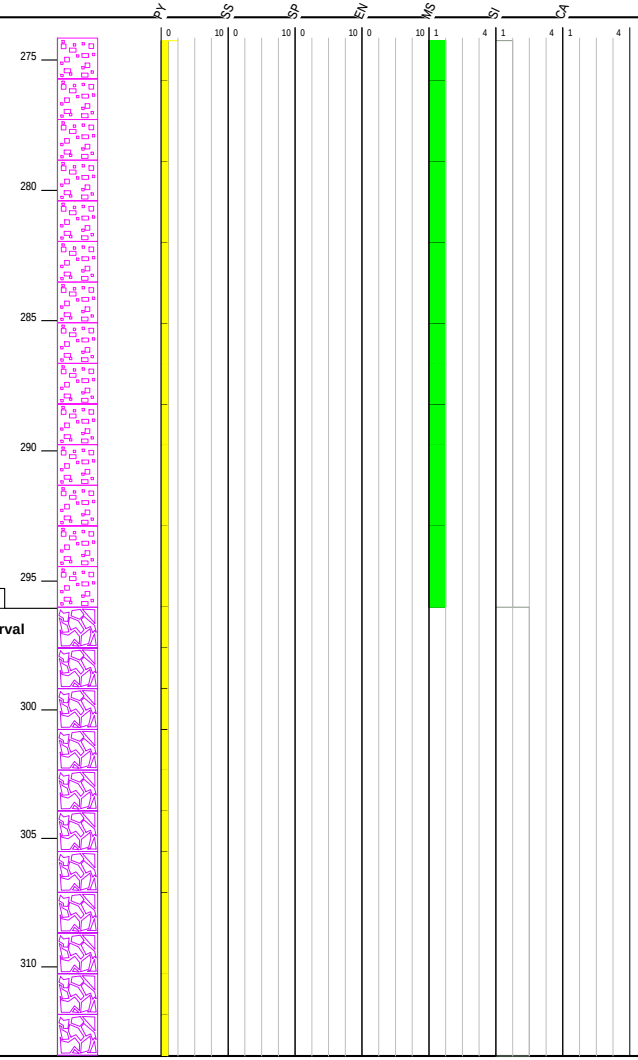

From	To	Width	Sample	Au ppm	Ag ppm	Cu ppm	Pb ppm	Zn ppm
312.61	313.61	1.00	L562182	-0.01	1.00	26	30	97
347.47	348.47	1.00	L562183	-0.01	0.60	31	21	65

Project: THORN2011 **Hole Number:** THN11-59

From	To	Rocktype	& Description



From	To	Width	Sample	Au ppm	Ag ppm	Cu ppm	Pb ppm	Zn ppm

Project: THORN2011 **Hole Number:** THN11-59

From	To	Rocktype & Description
365.76	365.76	EOH

From	To	Width	Sample	Au ppm	Ag ppm	Cu ppm	Pb ppm	Zn ppm

Drill Log Legend

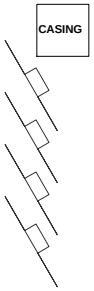

CASN

Fj

Flg

Fr

Ft

Sz

V

Vbx

bed

cont

uKBX1

uKPO2

uKSV1

DRILL LOG

Project: Thorn	**Collar Elevation (m):** 929.0
Hole THN11-60	**Azimuth (º):** 220
Location: 6491940 m North, 628805 m East	**Dip (º):** -70.0
Logged by: W.James	**Length (m):** 243.00
Drilled by: More Core	**Horizontal Projection:**
Assayed by: ALS Chemex	**Vertical Projection:**
Core Size: NQ	**Objective** Test the extent of the Oban Zone mineralization 20 m NE of THN03-19.
Date Started: 2011/10/01 **Date Completed:** 2011/10/01	
Dip Tests By: Reflex	

Summary Log:

0.00 - 6.00 m : Casing in overburden
6.00 - 106.08 m : Oban Breccia - logged as: Thorn Stock - pyrite-sulphosalt mineralization from 7.30 - 8.30 m, 15.00 - 15.10 m, 15.42 - 75.00 m, 78.86 - 84.00 m, and 89.65 - 101.80 m.
106.08 - 107.60 m : Felsic dyke
107.60 - 108.85 m : Oban Breccia - logged as: Thorn Stock
108.85 - 243.00 m : Magmatic Hydrothermal Breccia - pyrite-sulphosalt mineralization with local galena and sphalerite from 126.00 - 128.12 m, and 210.84 - 221.29 m.
EOH

Downhole surveys:

Depth	Dip	Azimuth
0.00	-70.00	220.00
18.00	-69.50	221.50
27.00	-69.40	222.40
36.00	-69.50	222.60
45.00	-69.60	222.60
54.00	-69.80	222.80
63.00	-69.90	223.80
72.00	-70.00	223.30
90.00	-70.10	223.60
99.00	-70.20	224.10
108.00	-70.20	224.40
117.00	-70.30	224.90
135.00	-70.30	225.20
144.00	-70.30	225.60
153.00	-70.40	225.40
171.00	-70.50	226.20
180.00	-70.50	226.40
189.00	-70.60	226.60
198.00	-70.60	226.80
207.00	-70.60	226.90
216.00	-70.70	227.20
225.00	-70.70	227.70
234.00	-70.80	228.00
243.00	-70.90	228.40

Project: THORN2011 **Hole Number:** THN11-60

From	To	Rocktype	& Description
0.00	6.00	CASN	CASING - NO CORE
6.00	15.41	uKBX1	OBAN BRECCIA - originally logged as: THORN STOCK - green-grey quartz feldspar porphyry. 10 - 30% anhedral feldspar phenocrysts,with 10 % quartz, and rare equant biotite up to 6mm. Patchy weak to mod sericite and chlorite alteration with weak silica alteration throughout. Heavily clay altered uphole. Mineralization consists of 1-2% disseminated pyrite, and galena,with fine grained chaotic blebby stringers of pyrite, galena, spalerite, sulfosalts, and trace arsenopyrite, and chalcopyrite. ALTERATION « 6.00- 7.30 cly 3.00*» « 6.00- 15.41 ser 1.00*» « 6.00- 15.41 sil 1.00*» « 6.00- 15.41 chl 1.00*» patchy MINERALIZATION « 6.00- 15.41 pyr 2.00%» disseminated « 7.30- 8.30 pyr 7.00%» chotic stringers pyrite rimming sulfosalt « 7.30- 8.30 ss 1.00%» « 15.00- 15.10 pyr 90.00%» ground off chunk with blueish tinge (bornite ?) «15.00- 15.10 p ss 8.00%» patchy scattered blobs throughout vuggy



From	To	Width	Sample	Au ppm	Ag ppm	Cu ppm	Pb ppm	Zn ppm
6.00	7.30	1.30	L844764	2.02	187.00	1265	9150	1320
7.30	9.30	2.00	L844765	3.68	285.00	6140	44000	7090
9.30	12.00	2.70	L844766	3.35	189.00	1610	20300	3310
12.00	14.05	2.05	L844767	1.69	80.30	357	5380	1920
14.05	15.11	1.06	L844768	1.53	338.00	2670	17400	21400

Project: THORN2011 **Hole Number:** THN11-60

From	To	Rocktype	& Description
15.41	22.45	uKBX1	OBAN BRECCIA - originally logged as: THORN STOCK - quartz fedlspar porphyry with 30% anhedral feldspar phenocrysts and 10% quartz, rare biotite. Mineralization consists of scattered chaotic blebby stringers with symetrical bands of pyrite, sulfosalts, galena, and sphalerite. ALTERATION « chl 1.00*» « ser 1.00*» « sil 1.00*» MINERALIZATION chaotic stringers symetrical banding of pyrite galena sphalerite core « 15.42- 22.45 ga 5.00%» « pyr 3.00%» « ss 1.00%» « spl 0.50%»
22.45	24.45	uKBX1	OBAN BRECCIA - originally logged as: THORN STOCK - quartz fedlspar porphyry with 15% anhedral feldspar phenocrysts and 10% quartz, rare biotite. ALTERATION « 22.45- 22.90 ser 2.00*» « 22.45- 22.90 sil 1.00*» « 22.45- 24.45 ser 1.00*» « 22.45- 24.45 chl 1.00*» « 22.45- 24.45 sil 1.00*»



From	To	Width	Sample	Au ppm	Ag ppm	Cu ppm	Pb ppm	Zn ppm
15.11	17.41	2.30	L844769	3.24	943.00	801	83300	38300
17.41	18.05	0.64	L844770	0.96	65.00	72	6750	5720
18.05	19.52	1.47	L844771	5.81	3110.00	1205	136000	136500
19.52	21.00	1.48	L844772	3.93	1420.00	716	64800	52700
21.00	22.45	1.45	L844773	1.89	192.00	698	14000	8500
22.45	23.50	1.05	L844774	0.78	33.70	159	2550	1980
23.50	24.45	0.95	L844775	0.49	8.00	20	435	1150

Project: THORN2011 **Hole Number:** THN11-60

From	To	Rocktype	& Description
			MINERALIZATION « pyr 2.00%» disseminated with rare scattered stringers « ga 0.10%» disseminated
24.45	25.45	uKBX1	OBAN BRECCIA - originally logged as: THORN STOCK - quartz fedlspar porphyry with 15% anhedral feldspar phenocrysts and 10% quartz, rare biotite. ALTERATION « chl 1.00*» « ser 1.00*» « sil 1.00*» MINERALIZATION chaotic stringers symmetrical banding of pyrite to galena core « pyr 5.00%» « ga 0.10%» « ss 1.00%»
25.45	27.00	uKBX1	OBAN BRECCIA - originally logged as: THORN STOCK - white quartz fedlspar porphyry with 15% anhedral feldspar phenocrysts and 10% quartz, rare biotite. Bleaching with weak epidote alteration around feldspar phenocrysts. ALTERATION « epd 1.00*» « ser 1.00*» « sil 2.00*» MINERALIZATION « pyr 1.00%» disseminted and blebby



From	To	Width	Sample	Au ppm	Ag ppm	Cu ppm	Pb ppm	Zn ppm
24.45	25.45	1.00	L844776	3.29	259.00	1270	32100	12050
25.45	27.00	1.55	L844777	0.62	11.40	33	391	721

Project: THORN2011 **Hole Number:** THN11-60

From	To	Rocktype	& Description
27.00	29.84	uKBX1	

OBAN BRECCIA - originally logged as: THORN STOCK - quartz fedlspar porphyry with 20% anhedral feldspar phenocrysts and 10% quartz, rare biotite. Feldpsar phenocrysts are 1-2mm and anhedral.

ALTERATION

« chl 1.00*»
« ser 1.00*»
« sil 1.00*»

MINERALIZATION

« 27.00- 29.84 pyr 3.00%» disseminated and blebby chaotic stringers
« 27.00- 29.84 ga 3.00%» interlayered/banded with pyrite in stringers
« 27.00- 29.84 spl 0.01%» increases downhole in stringers
«27.00- 29.84 ss 0.10%»

From	To	Rocktype	& Description
29.84	38.22	uKBX1	

OBAN BRECCIA - originally logged as: THORN STOCK - green grey quartz fedlspar porphyry with 20% anhedral feldspar phenocrysts and 10% quartz, rare biotite. Feldpsar phenocrysts are larger~1-4mm and anhedral.

ALTERATION

« ser 2.00*»
« chl 1.00*»
« sil 1.00*»

MINERALIZATION

« 29.84 - 30.89 pyr 1.00%» disseminated

chaotic stringers symmetrical banding of pyrite galena sphalerite core
« 29.84 - 35.52 pyr 3.00%»
« ga 8.00%»
« ss 2.00%»
« spl 3.00%»

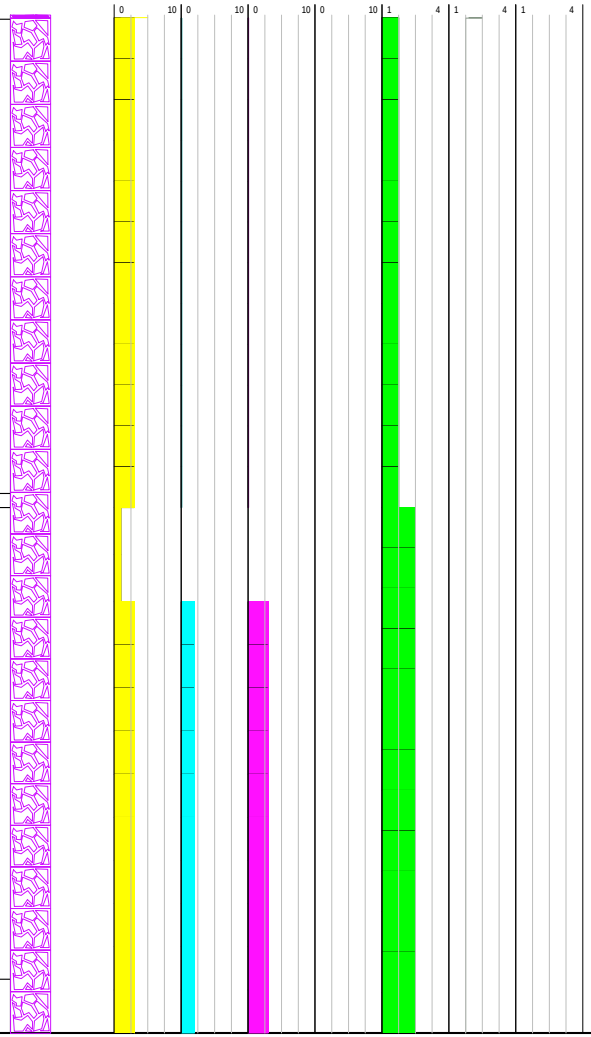

From	To	Width	Sample	Au ppm	Ag ppm	Cu ppm	Pb ppm	Zn ppm
27.00	28.33	1.33	L844778	2.69	99.00	456	7990	4050
28.33	29.84	1.51	L844779	1.38	230.00	423	16600	13350
29.84	30.89	1.05	L844782	0.23	28.20	41	2050	2160
30.89	33.00	2.11	L844783	1.63	551.00	658	50500	89300
33.00	34.00	1.00	L844784	1.31	501.00	298	43300	24400
34.00	35.32	1.32	L844785	2.33	1115.00	522	76400	81300
35.32	36.95	1.63	L844786	0.38	35.30	52	3000	1100
36.95	38.22	1.27	L844787	0.83	430.00	408	44500	29900

Project: THORN2011 **Hole Number:** THN11-60

From	To	Rocktype & Description
		« 35.52- 38.22 pyr 2.00%» disseminated
		STRUCTURE
		« 36.00- 37.10 very weak foliation feldspars 65°»
38.22	64.70	uKBX1
		OBAN BRECCIA - originally logged as: THORN STOCK - green grey quartz feldspar porphyry with 20% anhedral feldspar phenocrysts and 10% quartz, rare biotite. Feldspar phenocrysts are smaller ~1-2mm and anhedral. Rare rounded rhyolite pebble clasts are found perhaps fragments of local dykes or sills. Areas of intense patchy bleaching increase downhole.
		ALTERATION
		« ser 2.00*»
		« chl 1.00*»
		« sil 1.00*»
		MINERALIZATION
		Chaotic stringers symmetrical banding of pyrite galena sphalerite core.
		« 38.22- 44.65 pyr 3.00%»
		« 38.22- 44.65 ga 5.00%»
		« 38.22- 44.65 spl 1.00%»
		« 38.22- 44.65 ss 1.00%»
		« 44.65- 44.65 pyr 45.78%» disseminated with rare blebs
		Chaotic stringers symmetrical banding of pyrite galena sphalerite core
		« 45.78- 47.55 pyr 3.00%»
		« ga 1.00%»
		« ss 0.10%»



From	To	Width	Sample	Au ppm	Ag ppm	Cu ppm	Pb ppm	Zn ppm
38.22	39.60	1.38	L844788	0.19	1925.00	2430	155500	52800
39.60	40.76	1.16	L844789	2.58	1485.00	5230	97200	43700
40.76	42.00	1.24	L844790	1.01	832.00	2010	37000	21000
42.00	43.00	1.00	L844791	0.81	261.00	1435	14250	16600
43.00	44.00	1.00	L844792	2.09	442.00	1035	27400	9000
44.00	44.65	0.65	L844793	1.50	245.00	618	18300	5760
44.65	45.78	1.13	L844794	0.81	144.00	432	10100	6560
45.78	47.55	1.77	L844795	1.26	227.00	675	12050	12200
47.55	49.44	1.89	L844796	0.39	29.80	104	744	1500
49.44	51.08	1.64	L844797	0.54	168.00	145	3790	3630
51.08	52.30	1.22	L844798	1.49	503.00	665	22000	17750
52.30	53.30	1.00	L844799	1.26	137.00	395	4380	7730
53.30	54.36	1.06	L844802	1.62	320.00	1055	5990	12800
54.36	55.45	1.09	L844803	0.68	65.20	263	733	2500
55.45	57.00	1.55	L844804	2.10	2220.00	5040	126000	31900
57.00	58.37	1.37	L844805	3.29	3270.00	7290	132500	43800
58.37	59.50	1.13	L844806	2.82	3740.00	5080	154500	23000
59.50	60.57	1.07	L844807	3.66	1700.00	3640	101500	47000
60.57	61.67	1.10	L844808	2.27	2890.00	4150	113000	41800
61.67	62.67	1.00	L844809	3.92	3180.00	8400	126000	31500
62.67	63.80	1.13	L844810	4.05	3600.00	4210	84100	29800
63.80	64.70	0.90	L844811	2.49	3570.00	3980	80000	21400

Project: THORN2011 **Hole Number:** THN11-60

From	To	Rocktype & Description
		« 47.55- 51.08 pyr 1.00%» disseminated with rare stringers
		Pyrite layer then galena core in chaotic stringers.
		« 51.08- 54.36 pyr 4.00%»
		«51.08- 54.36 ga 0.50%»
		« 51.08- 54.36 ss 0.50%»
		« 51.08- 54.36 spl 0.10%»
		« 54.36- 55.45 pyr 1.00%» disseminated with rare stringers
		Chaotic stringers symmetrical banding of pyrite galena sphalerite core.
		« 55.45- 64.70 pyr 4.00%»
		« 55.45- 64.70 ga 5.00%»
		« 55.45- 64.70 spl 1.00%»
		« 55.45- 64.70 ss 1.00%»
		« 55.45- 64.70 ccp 0.01%» in core of stringers and blebby in matrix
64.70	75.00	uKBX1
		OBAN BRECCIA - originally logged as: THORN STOCK - green grey quartz feldspar porphyry with 20% anhedral feldspar phenocrysts and 10% quartz, rare biotite. Feldspar phenocrysts are smaller ~1-2mm and anhedral. Rare scattered quartz fragments. Bleaching increases downhole with less galena and sphalerite.
		ALTERATION
		« ser 2.00*»
		« sil 2.00*»
		MINERALIZATION
		Chaotic stringers symmetrical banding of pyrite galena sphalerite core.
		« pyr 4.00%»

From	To	Width	Sample	Au ppm	Ag ppm	Cu ppm	Pb ppm	Zn ppm
64.70	65.78	1.08	L844812	1.67	469.00	422	25100	18750
65.78	67.00	1.22	L844813	4.53	629.00	678	44900	30700
67.00	68.20	1.20	L844814	2.86	335.00	262	17300	19100
68.20	69.40	1.20	L844815	1.15	533.00	327	31300	38800
69.40	70.60	1.20	L844816	1.10	430.00	366	30100	34800
70.60	72.00	1.40	L844817	4.10	367.00	640	15250	21100
72.00	73.10	1.10	L844818	1.72	163.00	389	9070	17300
73.10	74.10	1.00	L844819	1.20	300.00	276	16350	27900
74.10	75.00	0.90	L844820	1.54	387.00	495	22000	32800

Project: THORN2011 **Hole Number:** THN11-60

From	To	Rocktype	& Description
« ga 3.00%»			
« spl 0.50%»			
« ss 1.00%»			
« ccp 0.01%»			
75.00	106.08	uKBX1	
OBAN BRECCIA - originally logged as: THORN STOCK - white quartz feldspar porphyry with 40% anhedral feldspar phenocrysts and 10% quartz, 2% biotite. Feldspar phenocrysts are larger ~1-6mm and anhedral.			
ALTERATION			
« sil 2.00*»			
« ser 2.00*»			
MINERALIZATION			
« 75 - 78.86 pyr 1.00%» disseminated with rare stringers			
Chaotic stringers symmetrical banding of pyrite galena sphalerite core.			
« 78.86- 84.00 pyr 3.00%»			
« ga 1.00%»			
« ss 0.10%»			
« spl 0.10%»			
« 84.00- 86.40 pyr 1.00%» disseminated with rare stringers			
Chaotic stringers symmetrical banding of pyrite galena sphalerite core.			
« 86.40- 88.26 pyr 3.00%»			
« 86.40- 88.26ga 0.10%»			
« 86.40- 88.26 spl 0.10%»			
« 86.40- 88.26 ss 1.00%»			



From	To	Width	Sample	Au ppm	Ag ppm	Cu ppm	Pb ppm	Zn ppm
75.00	77.00	2.00	L844824	0.48	77.70	184	4510	4790
77.00	78.00	1.00	L844825	0.18	13.00	21	351	1130
78.00	78.86	0.86	L844826	1.59	223.00	153	16550	25200
78.86	80.15	1.29	L844827	1.48	136.00	175	10650	29500
80.15	81.35	1.20	L844828	1.06	158.00	194	8430	19050
81.35	82.50	1.15	L844829	1.41	313.00	609	18350	64600
82.50	84.00	1.50	L844830	1.37	272.00	511	18300	38500
84.00	86.40	2.40	L844831	0.27	20.20	52	718	1930
86.40	87.40	1.00	L844832	0.66	110.00	135	6610	8400
87.40	88.26	0.86	L844833	0.62	193.00	152	12650	38000
88.26	89.65	1.39	L844834	0.48	94.00	119	5230	17400
89.65	90.46	0.81	L844835	1.43	265.00	498	18950	36000
90.46	91.40	0.94	L844836	0.76	107.00	210	6140	33900
91.40	92.46	1.06	L844837	0.80	180.00	300	11200	27200
92.46	93.63	1.17	L844838	1.27	232.00	415	22400	76400
93.63	95.00	1.37	L844839	0.40	44.10	69	2480	7010
95.00	96.00	1.00	L844842	1.07	193.00	320	4860	8790
96.00	97.00	1.00	L844843	1.29	389.00	684	15350	40200
97.00	98.30	1.30	L844844	0.72	112.00	187	3480	12000
98.30	99.40	1.10	L844845	0.83	230.00	429	6280	15600
99.40	101.08	1.68	L844846	0.84	171.00	296	10250	10250
101.08	103.10	2.02	L844847	0.10	11.90	26	309	929
103.10	105.00	1.90	L844848	0.08	8.40	23	180	1630

Project: THORN2011 **Hole Number:** THN11-60

From	To	Rocktype	& Description
			« 88.26- 89.65 pyr 1.00%» disseminated with rare stringers
			« 89.65- 90.46 pyr 3.00%»
			« 89.65- 90.46spl 1.00%»
			« 89.65- 90.46 ga 0.10%»
			« 89.65- 90.46ss 0.50%»
			« 90.46- 91.40 pyr 1.50%» disseminated with rare stringers
			« 90.47- 91.40 spl 0.50%»
			« 91.40- 93.63 pyr 2.00%»
			« spl 1.00%»
			« 93.63- 95.00 pyr 1.00%» disseminated with rare stringers
			« 95.00- 101.80 pyr 2.00%»
			« 95.00- 101.80spl 1.00%»
			«95.00- 101.80 ss 1.00%»
			«95.00- 101.80 ga 0.10%»
			« 101.80- 106.80 pyr 1.00%»
106.08	107.60	KTIN1	
			FELSIC DYKE - white felsic dyke with vugs
			ALTERATION
			« 106.08- 107.60 sil 3.00*»
			« ser 2.00*»

From	To	Width	Sample	Au ppm	Ag ppm	Cu ppm	Pb ppm	Zn ppm
105.00	106.80	1.80	L844849	0.13	13.20	33	888	2680
106.80	107.60	0.80	L844850	0.04	4.70	12	158	1120

Project: THORN2011 **Hole Number:** THN11-60

From	To	Rocktype	& Description
			MINERALIZATION
			« pyr 0.10%»
			« apy 0.01%» hairlike blades boulangerite (?)
			STRUCTURE
			« contacts 70-70°»
107.60	108.85	uKBX1	
			OBAN BRECCIA - originally logged as: THORN STOCK
108.85	243.00	uKBX1	
			MAGMATIC HYDROTHERMAL BRECCIA - green-grey heterolithic breccia, with fragments ~ 1 to 5 cm with rare fragments ~ 10 cm. Fragments are mostly clast-supported and sub-rounded to sub-angular in a siliceous matrix. Fragment lithologies include mod sericite alt silica fooded uKPO, andesite, variably altered rhyolite.
			ALTERATION
			« chl 1.00*»
			« ser 1.00*»
			« sil 2.00*»
			MINERALIZATION
			«108.85 - 243.0 pyr 2.00%» disseminated
			«108.85 - 243.0 spl 0.01%» scattered
			«108.85 - 243.0 ss 0.01%» scattered blebbs
			chaotic blebby stringers layers of
			« 126.00- 128.12 pyr 3.00%»
			« ga 1.00%»
			« ss 1.00%»
			« spl 0.10%»

From	To	Width	Sample	Au ppm	Ag ppm	Cu ppm	Pb ppm	Zn ppm
107.60	108.80	1.20	L844851	0.21	19.00	37	623	3190
108.80	111.00	2.20	L844852	0.31	65.10	129	1775	6330
111.00	113.00	2.00	L844853	0.21	38.60	91	782	2880
113.00	115.00	2.00	L844854	0.19	33.30	71	1120	5320
115.00	117.00	2.00	L844855	0.30	57.50	122	1245	4430
117.00	119.00	2.00	L844856	0.15	15.70	42	585	2810
119.00	121.80	2.80	L844857	0.19	16.90	57	513	4370
121.80	122.80	1.00	L844858	0.12	18.50	48	252	828
122.80	124.65	1.85	L844859	0.33	130.00	281	1705	3410
124.65	126.00	1.35	L844860	0.33	93.80	236	1305	1760
126.00	127.00	1.00	L844864	0.31	188.00	385	2730	5810
127.00	128.12	1.12	L844865	0.32	167.00	237	2190	4540
128.12	129.34	1.22	L844866	0.03	7.10	20	259	1240
129.34	130.72	1.38	L844867	0.12	24.60	43	563	3160
130.72	132.00	1.28	L844868	0.29	66.10	147	1540	6380
132.00	133.50	1.50	L844869	0.36	67.70	179	766	2330
133.50	135.15	1.65	L844870	0.23	47.10	79	549	1070
135.15	136.25	1.10	L844871	0.17	130.00	149	3300	7800
136.25	137.25	1.00	L844872	0.39	121.00	150	3620	13850
137.25	138.32	1.07	L844873	0.31	62.70	100	1350	5240
138.32	139.45	1.13	L844874	0.23	16.40	64	868	7000
139.45	141.00	1.55	L844875	0.15	15.30	64	819	5540
141.00	142.50	1.50	L844876	0.21	15.00	63	1035	6200
142.50	143.90	1.40	L844877	0.16	18.90	74	1255	6240
143.90	145.35	1.45	L844878	0.17	18.70	71	1200	6000
145.35	146.70	1.35	L844879	0.13	15.60	50	1075	4350
146.70	148.11	1.41	L844882	0.15	23.40	71	1230	6570

Project: THORN2011 **Hole Number:** THN11-60

From	To	Rocktype & Description
		chaotic blebby stringers layers of
		« 136.25- 138.32 pyr 4.00%»
		« spl 0.50%»
		« ga 0.50%»
		« ss 0.10%»
		« 150.88- 150.91 pyr 8.00%» massive pyrite bleb 3 cm
		chaotic blebby stringers of
		« 181.86- 187.48 pyr 4.00%»
		« spl 0.50%»
		« ga 0.10%»
		« ss 0.50%»
		mineralized fault gouge downhole
		Chaotic stringers symmetrical banding of pyrite galena sphalerite core.
		« 210.84- 213.00 pyr 4.00%»
		« ss 1.00%»
		« ga 2.00%»
		« spl 1.00%»
		Chaotic stringers symmetrical banding of pyrite galena sphalerite core.
		« 215.00- 217.90 pyr 4.00%»
		« ga 4.00%»
		« spl 2.00%»
		« ss 0.50%»
		Chaotic stringers symmetrical banding of pyrite galena sphalerite core.
		« 219.90- 221.29 pyr 4.00%»
		« ga 2.00%»
		« ss 1.00%»
		« spl 1.00%»
		« 232.74- 232.78 pyr 5.00%» pyrite bleb in bleached uKPO fragment
		STRUCTURE

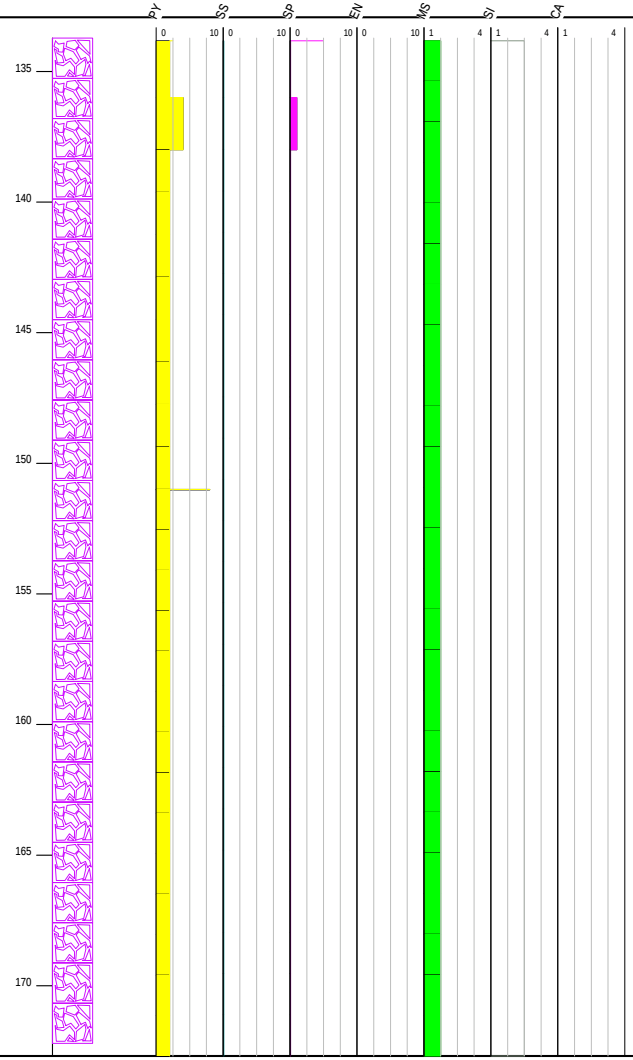

From	To	Width	Sample	Au ppm	Ag ppm	Cu ppm	Pb ppm	Zn ppm
148.11	150.00	1.89	L844883	0.06	7.40	36	781	3300
150.00	151.00	1.00	L844884	0.08	8.50	45	1190	2950
151.00	152.54	1.54	L844885	0.10	9.10	49	1195	5850
152.54	154.00	1.46	L844886	0.05	11.10	56	1455	4840
154.00	156.00	2.00	L844887	0.05	10.50	76	1300	4250
156.00	158.10	2.10	L844888	0.08	11.10	51	1265	4810
158.10	159.70	1.60	L844889	0.12	12.90	75	1080	5040
159.70	161.60	1.90	L844890	0.10	19.10	58	1225	7060
161.60	163.12	1.52	L844891	0.05	9.60	37	1110	5180
163.12	165.00	1.88	L844892	0.04	12.90	84	1000	4330
165.00	166.90	1.90	L844893	0.06	9.00	39	1240	5720
166.90	168.85	1.95	L844894	0.05	4.80	29	752	4340
168.85	170.46	1.61	L844895	0.01	1.80	17	203	784
170.46	172.00	1.54	L844896	0.12	31.30	90	851	5990
172.00	174.00	2.00	L844897	0.14	22.10	77	773	7750
174.00	175.75	1.75	L844898	0.10	12.80	47	823	4910
175.75	177.73	1.98	L844899	0.14	16.80	65	1255	6040
177.73	179.61	1.88	L844902	0.14	7.00	42	795	4800
179.61	180.90	1.29	L844903	0.25	34.00	84	1750	6070
180.90	181.86	0.96	L844904	0.29	34.00	73	1255	4550
181.86	183.00	1.14	L844905	0.24	62.90	94	886	3620
183.00	184.20	1.20	L844906	0.15	14.30	41	723	3400
184.20	185.20	1.00	L844907	0.08	14.20	53	631	3300
185.20	186.35	1.15	L844908	0.23	19.80	61	659	8910
186.35	187.48	1.13	L844909	0.23	20.60	59	559	7860
187.48	189.00	1.52	L844910	0.01	2.10	17	26	110
189.00	190.45	1.45	L844911	0.11	8.80	37	476	3430
190.45	191.91	1.46	L844912	0.13	21.20	47	1380	5510
191.91	193.55	1.64	L844914	0.21	11.90	48	625	7380
193.55	195.00	1.45	L844915	0.21	11.90	59	511	7080
195.00	196.95	1.95	L844916	0.17	15.80	57	563	6110
196.95	199.00	2.05	L844917	0.08	5.20	27	481	2590
199.00	200.61	1.61	L844918	0.10	9.00	46	437	3370
200.61	202.25	1.64	L844919	0.17	12.10	92	497	6310
202.25	204.00	1.75	L844920	0.22	14.10	70	671	5080
204.00	205.80	1.80	L844924	0.12	12.40	50	554	3170
205.80	208.00	2.20	L844925	0.22	20.70	69	657	3190
208.00	210.00	2.00	L844926	0.19	23.80	64	1030	4040
210.00	210.84	0.84	L844927	0.17	29.80	90	1500	4450

Project: THORN2011 **Hole Number:** THN11-60

From	To	Rocktype & Description
« 159.52-	159.63	fault gouge fault gouge 52°»
« 187.02-	187.07	fault gouge fault gouge 62°»pyrite and sulfosalts
« 187.34-	187.42	fault gouge fault gouge 75°»pyrite and sulfosalts
« 199.13-	199.55	fault gouge fault gouge 30°»
« 219.30-	219.40	fault gouge fault gouge 48°»
« 219.95-	219.99	fault gouge fault gouge 62°»sulfosalts pyrite

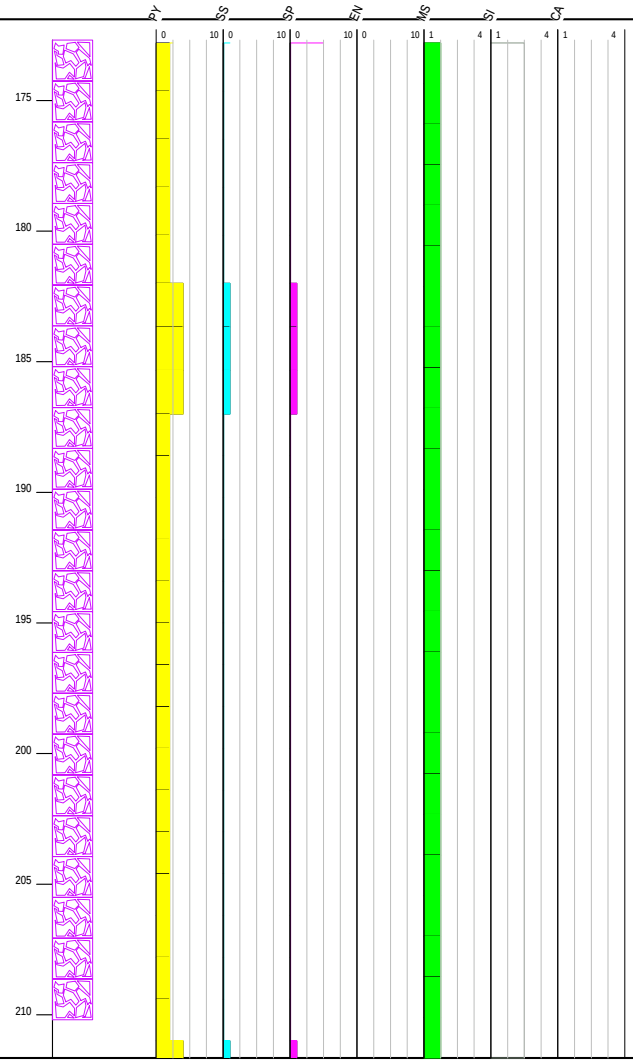

From	To	Width	Sample	Au ppm	Ag ppm	Cu ppm	Pb ppm	Zn ppm
210.84	211.84	1.00	L844928	0.21	168.00	255	3310	1440
211.84	213.00	1.16	L844929	0.10	40.50	61	668	1270
213.00	214.62	1.62	L844930	0.11	19.80	52	1575	1660
214.62	215.50	0.88	L844931	0.14	21.40	67	2020	2440
215.50	216.50	1.00	L844932	0.16	129.00	100	8880	7950
216.50	217.30	0.80	L844933	0.41	2380.00	717	88900	36500
217.30	217.90	0.60	L844934	0.27	1320.00	289	53900	22300
217.90	219.00	1.10	L844935	0.24	55.40	84	2630	9000
219.00	219.90	0.90	L844936	0.05	11.30	20	370	1565
219.90	220.58	0.68	L844937	0.19	852.00	265	40500	6950
220.58	221.29	0.71	L844938	0.16	512.00	318	12000	4930
221.29	222.35	1.06	L844939	0.09	15.50	34	1385	2250
222.35	224.03	1.68	L844942	0.02	2.90	16	264	501
224.03	225.43	1.40	L844943	0.02	4.00	25	84	290
225.43	226.43	1.00	L844944	0.13	17.30	67	612	3450
226.43	227.65	1.22	L844945	0.16	56.80	185	1510	2980
227.65	229.15	1.50	L844946	0.17	38.30	152	1005	8740
229.15	231.00	1.85	L844947	0.22	14.30	68	535	5500
231.00	232.43	1.43	L844948	0.17	15.10	65	597	6340
232.43	234.00	1.57	L844949	0.17	16.60	84	631	5990
234.00	235.72	1.72	L844950	0.13	10.00	59	607	4860
235.72	237.72	2.00	L844951	0.14	10.40	68	656	3850
237.72	239.10	1.38	L844952	0.09	8.40	72	646	4460
239.10	240.93	1.83	L844953	0.12	10.10	81	775	4900
240.93	243.00	2.07	L844954	0.07	8.20	59	618	3830

Project: THORN2011 **Hole Number:** THN11-60

From	To	Rocktype & Description
243.00	243.00	EOH

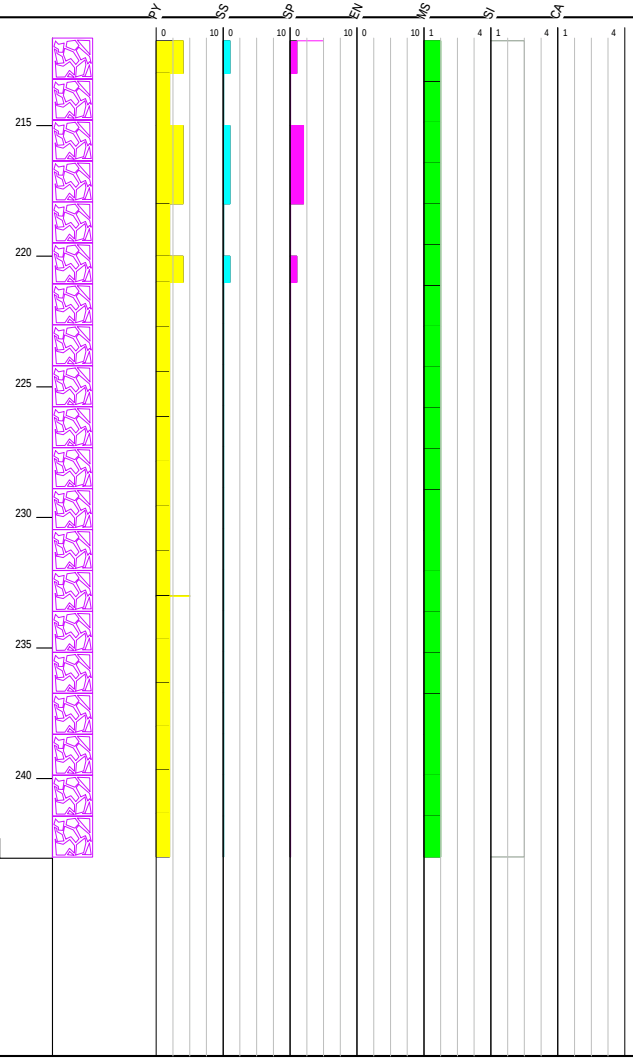

From	To	Width	Sample	Au ppm	Ag ppm	Cu ppm	Pb ppm	Zn ppm

Drill Log Legend

CASN

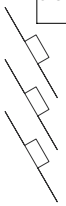

Fj

Flg

Fr

Ft

KTIN1

Sz

V

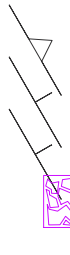

Vbx

bed

cont

uKBX1

DRILL LOG

Project: Thorn	**Collar Elevation (m):** 860.0
Hole THN11-61	**Azimuth (º):** 325
Location: 6492456 m North, 628078 m East	**Dip (º):** -50.0
Logged by: W.James	**Length (m):** 153.00
Drilled by: More Core	**Horizontal Projection:**
Assayed by: ALS Chemex	**Vertical Projection:**
Core Size: NQ	**Objective** A ~45 m step-back SE from THN05-37 in the Talisker Zone, to test continutity of the known mineralized zone.
Date Started: 2011/10/03 **Date Completed:** 2011/10/03	
Dip Tests By: Reflex	

Summary Log:

0.00 - 24.00 m : Casing in overburden
24.00 - 153.00 m : Thorn Stock - pyrite-sulphosalt mineralization from 115.50 - 153.00 m.
EOH

Downhole surveys:

Depth	Dip	Azimuth
0.00	-50.00	325.00
6.00	-49.80	327.70
15.00	-50.30	328.30
24.00	-50.90	332.40
33.00	-51.00	327.20
42.00	-51.20	327.10
51.00	-51.30	327.10
60.00	-51.40	327.20
69.00	-51.50	327.20
78.00	-51.50	327.50
87.00	-51.70	327.60
96.00	-51.70	327.60
105.00	-51.80	327.60
114.00	-51.90	327.50
123.00	-51.90	327.50
132.00	-52.00	327.50
141.00	-52.00	327.80
150.00	-52.20	328.20

Project: THORN2011 **Hole Number:** THN11-61

From	To	Rocktype	& Description
0.00	24.00	CASN	CASING - no core recovered.
24.00	77.80	uKPO1	THORN STOCK - green-grey quartz feldspar porphyry. 30% anhedral feldspar phenocrysts,with 20 % quartz, and rare equant biotite up to 6mm. Patchy weak silica alteration, mod sericite and chlorite alteration Heavily clay altered uphole. 0.5 -1 % disseminated pyrite with trace galena,chalcopyrite, sphalerite,and sulfosalts. ALTERATION « ser 2.00*» « chl 2.00*» « sil 1.00*» « 24.00- 33.00 cly 3.00*»

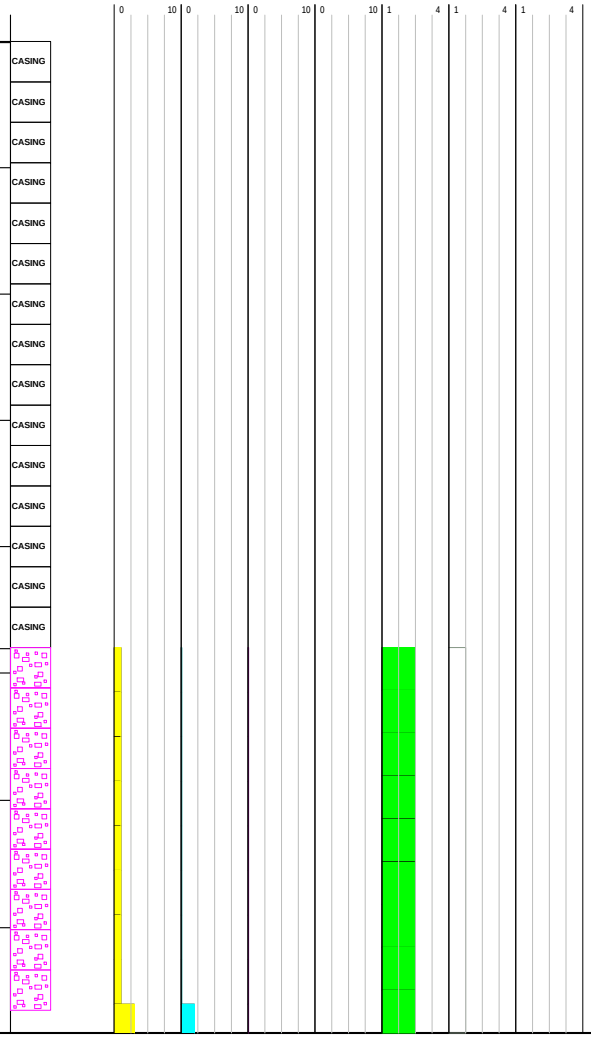

From	To	Width	Sample	Au ppm	Ag ppm	Cu ppm	Pb ppm	Zn ppm
24.00	26.00	2.00	L844955	0.08	0.20	10	47	102
26.00	28.78	2.78	L844956	0.07	0.40	15	28	80
28.78	30.90	2.12	L844957	0.08	0.30	6	31	76
30.90	33.00	2.10	L844958	0.05	0.20	6	27	67
33.00	33.85	0.85	L844959	0.02	0.20	9	25	67
33.85	36.00	2.15	L844960	0.10	0.30	10	51	105
36.00	37.00	1.00	L844964	0.04	0.20	10	27	93
37.00	38.38	1.38	L844965	0.11	0.70	13	280	419
38.38	39.80	1.42	L844966	0.88	5.40	97	2230	4000
39.80	40.35	0.55	L844967	0.68	3.80	16	1100	3630
40.35	41.68	1.33	L844968	0.06	0.30	8	100	235
41.68	42.26	0.58	L844969	0.20	0.30	9	30	134
42.26	43.26	1.00	L844970	0.02	-0.20	5	17	46
43.26	45.00	1.74	L844971	0.07	0.20	11	38	76
45.00	47.00	2.00	L844972	-0.01	0.30	11	40	93

Project: THORN2011 **Hole Number:** THN11-61

From	To	Rocktype & Description
		MINERALIZATION
		~0.5 -1 % disseminated pyrite with trace galena,chalcopyrite,
		sphalerite,and sulfosalts.
		« 24.00- 77.80 pyr 1.00%»
		« ga 0.10%»
		« ss 0.10%»
		« spl 0.01%»
		« ccp 0.01%»
		Localized zones include:
		Stringers at 35-20 deg in gouge.
		« 38.38- 40.64 pyr 3.00%»
		« ss 2.00%»
		« ga 0.10%»
		« spl 0.01%»
		Stringers at 35-20 deg in gouge.
		« 41.68- 42.26 pyr 1.50%»
		« ss 1.00%»
		« ga 0.01%»
		STRUCTURE
		« 37.40- 40.62 fault gouge fault gouge 20°»
		« 41.73- 42.16 fault gouge fault gouge 25°»
77.80	108.00	uKPO1
		THORN STOCK - green-grey quartz feldspar porphyry. 30% anhedral feldspar

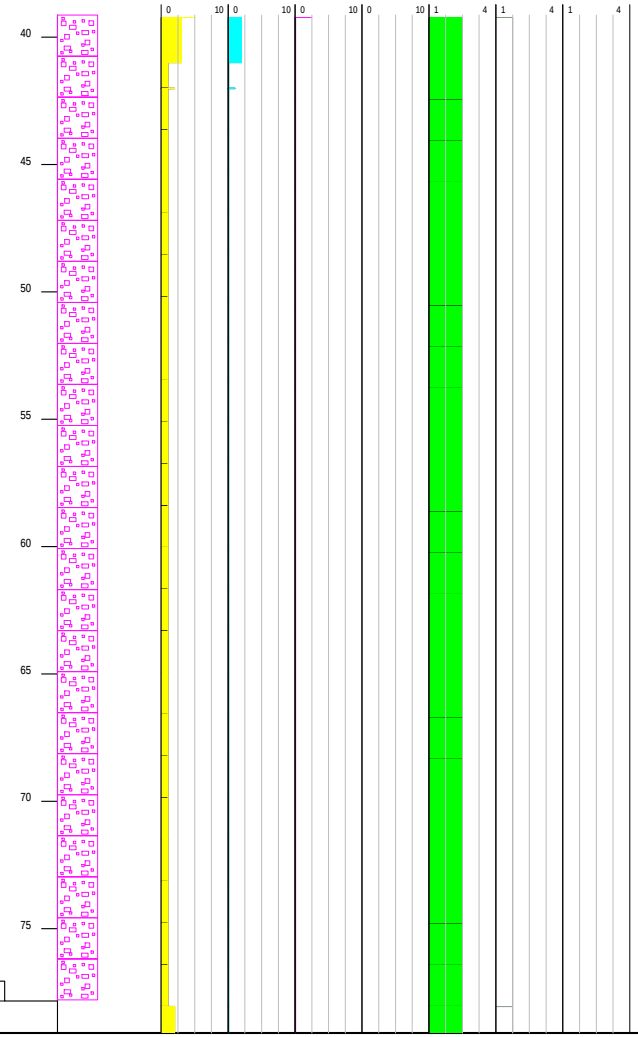

From	To	Width	Sample	Au ppm	Ag ppm	Cu ppm	Pb ppm	Zn ppm
47.00	49.06	2.06	L844973	-0.01	-0.20	8	22	62
49.06	51.00	1.94	L844974	0.01	-0.20	8	29	67
51.00	53.00	2.00	L844975	-0.01	-0.20	7	21	58
53.00	55.00	2.00	L844976	-0.01	-0.20	8	23	74
55.00	57.00	2.00	L844977	-0.01	-0.20	9	22	76
57.00	59.00	2.00	L844978	-0.01	0.20	9	48	80
59.00	61.00	2.00	L844979	-0.01	-0.20	7	24	62
61.00	63.00	2.00	L844982	-0.01	0.20	10	78	72
63.00	65.00	2.00	L844983	-0.01	-0.20	9	44	76
65.00	67.00	2.00	L844984	0.04	0.20	8	44	63
67.00	69.00	2.00	L844985	0.01	-0.20	11	33	74
69.00	71.00	2.00	L844986	-0.01	-0.20	8	28	87
71.00	73.00	2.00	L844987	-0.01	-0.20	7	23	82
73.00	75.00	2.00	L844988	-0.01	-0.20	6	37	93
75.00	76.29	1.29	L844989	0.01	-0.20	6	28	70
76.29	77.80	1.51	L844990	0.01	0.20	7	33	81
77.80	79.00	1.20	L844991	0.02	-0.20	7	18	90
79.00	80.00	1.00	L844992	0.01	0.20	7	18	81

Project: THORN2011 **Hole Number:** THN11-61

From	To	Rocktype & Description
		phenocrysts,with 20 % quartz, and equant biotite up to 6mm. Quartz content increases downhole.
		ALTERATION
		« chl 2.00*» patchy increases downhole of 132m
		« ser 2.00*»
		« sil 1.00*»
		MINERALIZATION
		Mineralization increases downhole. Disseminated to stringers of pyrite with trace galena,chalcopyrite, sphalerite,and sulfosalts.
		« pyr 2.00%»
		« ga 0.10%»
		« ss 0.10%»
		« spl 0.10%»
		« ccp 0.01%»
		STRUCTURE
		« 85.70- 85.73 fault gouge fault gouge 40°»
		< @ 87.40 stringers stringers 45° 2mm >
		< @ 87.50 stringer stringer 45° 2mm >
		« 84.00- 90.46 patchy fault gouge~30 deg CA patchy fault gouge~30 deg CA 30-30°»
108.00	115.50	uKPO1
		THORN STOCK - green-grey quartz feldspar porphyry. 20% anhedral feldspar

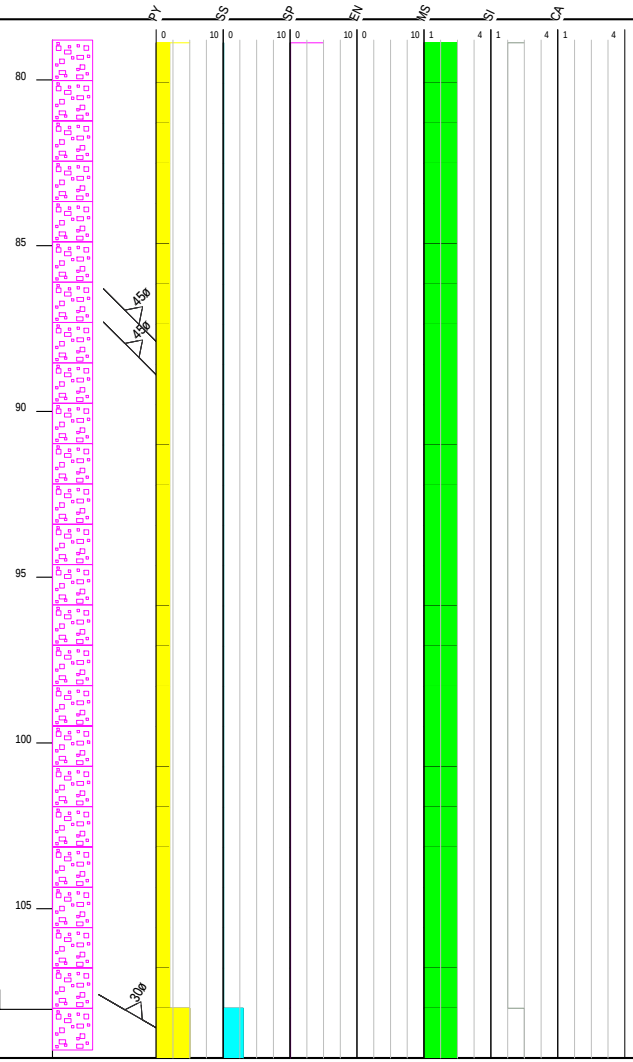

From	To	Width	Sample	Au ppm	Ag ppm	Cu ppm	Pb ppm	Zn ppm
80.00	81.00	1.00	L844993	0.01	0.20	9	19	88
81.00	82.00	1.00	L844994	-0.01	-0.20	7	29	85
82.00	83.15	1.15	L844995	0.02	0.20	8	82	258
83.15	85.10	1.95	L844996	0.33	1.70	12	694	1220
85.10	86.10	1.00	L844997	0.14	0.80	11	78	114
86.10	87.10	1.00	L844998	0.26	1.80	16	1915	1430
87.10	88.10	1.00	L844999	0.85	5.40	30	7270	12000
88.10	89.10	1.00	L845002	0.25	7.30	949	4830	9070
89.10	90.46	1.36	L845003	0.26	5.30	906	896	1050
90.46	91.57	1.11	L845004	0.08	0.70	20	281	822
91.57	93.00	1.43	L845005	0.04	0.50	11	64	222
93.00	94.13	1.13	L845006	0.44	4.50	32	562	1280
94.13	95.24	1.11	L845007	0.07	1.00	9	96	344
95.24	96.65	1.41	L845008	0.06	1.40	23	459	1710
96.65	97.96	1.31	L845009	0.11	1.80	24	459	1700
97.96	99.10	1.14	L845010	0.03	0.80	12	229	784
99.10	100.30	1.20	L845011	0.08	4.80	102	1370	2510
100.30	101.30	1.00	L845012	0.19	9.80	395	1160	436
101.30	102.29	0.99	L845013	0.12	5.90	106	1855	1820
102.29	103.58	1.29	L845014	0.09	0.70	10	108	150
103.58	105.00	1.42	L845015	0.20	1.10	10	230	479
105.00	106.81	1.81	L845016	0.24	3.90	12	575	1080
106.81	108.00	1.19	L845017	0.16	7.80	20	4420	9320
108.00	109.04	1.04	L845018	0.20	4.20	79	417	320
109.04	110.00	0.96	L845019	0.03	0.30	11	49	214

Project: THORN2011 **Hole Number:** THN11-61

From	To	Rocktype & Description
		phenocrysts,with 30% quartz, and equant biotite up to 6mm. Chaotic quartz veins associated with mineralization. 2% blebs of talc increasing downhole « tlc 2.00%» .
		ALTERATION
		« ser 2.00*»
		« chl 1.00*»
		« sil 2.00*»
		MINERALIZATION
		Chaotic stringers,veinlets, and veins of quartz breccia with porphyry clasts. Mineralization is blebby and patchy roughly following orientaion of veins ~20-40 deg CA.
		« pyr 5.00%»
		« ccp 1.00%»
		« ss 3.00%»
		« spl 0.01%»
		« ga 0.10%»
		STRUCTURE
		« 113.30- 113.82 quartz breccia vein quartz breccia vein 20-20°»
		« 114.85- 114.90 quartz veinlet quartz veinlet 30-30°»
		< @ 108.10 stringer pyr ss stringer pyr ss 30° >
		« 112.00- 112.15 quartz breccia vein quartz breccia vein 35-35°»
		« 112.55- 112.60 pyrite ss veinlet pyrite ss veinlet 40-40°»
115.50	153.00	uKPO1
		THORN STOCK - green-grey quartz feldspar porphyry. 40% anhedral feldspar phenocrysts,with 10% quartz, and equant biotite up to 6mm. Chlorite alteration



From	To	Width	Sample	Au ppm	Ag ppm	Cu ppm	Pb ppm	Zn ppm
110.00	111.00	1.00	L845020	0.23	7.90	589	1005	1990
111.00	112.00	1.00	L845024	0.38	14.50	1430	758	125
112.00	113.00	1.00	L845025	0.66	41.50	3800	762	346
113.00	114.00	1.00	L845026	1.44	44.10	6050	611	354
114.00	115.02	1.02	L845027	1.37	60.70	8870	574	541
115.02	115.60	0.58	L845028	0.69	30.40	3880	640	144
115.60	117.26	1.66	L845029	0.37	8.20	258	2540	2340
117.26	118.28	1.02	L845030	0.72	16.30	87	5830	9990
118.28	120.00	1.72	L845031	0.43	10.50	1265	959	1605

Project: THORN2011 **Hole Number:** THN11-61

From	To	Rocktype & Description
		of feldspars below 132m. EOH.
		ALTERATION
		« 115.50- 153.00 ser 2.00*»
		« 115.50- 153.00 sil 1.00*»
		« 115.50- 153.00chl 1.00*»
		MINERALIZATION
		Mostly disseminated with scattered rare stringers of pyrite and sulfosalts.
		«115.50- 153.00 pyr 2.00%»
		« 115.50- 153.00ss 0.10%»
		« 115.50- 153.00spl 0.01%»
		Blebby mineralized quartz veinlet and sulfosalt/pyrite stringers~ 30 deg CA.*
		« 152.23- 153.00 pyr 4.00%»
		« ccp 1.00%»
		« ss 1.00%»
		*EOH mineralized core at bottom of hole due to drillers breaking down drill early. Budget does not have funds to re-start hole.
		STRUCTURE
		« 118.16- 118.28 fault gouge fault gouge 55°»
		< @ 128.90 stringer pyrite sulfosalt stringer pyrite sulfosalt 22° >
		< @ 126.73 stringer ss stringer ss 55° 1cm >
		< @ 129.20 stringer of pyrite ss stringer of pyrite ss 30° >
		< @ 131.50 stringer of pyrite ss stringer of pyrite ss 25° >
		« 138.60- 141.30 fault fault 65-65°»
		« 152.90- 152.95 quartz veinlet deg CA quartz veinlet deg CA 30°»



From	To	Width	Sample	Au ppm	Ag ppm	Cu ppm	Pb ppm	Zn ppm
120.00	122.00	2.00	L845032	0.19	2.70	20	979	1820
122.00	123.00	1.00	L845033	0.05	0.40	7	166	322
123.00	124.00	1.00	L845034	0.36	15.50	2160	2330	4530
124.00	126.00	2.00	L845035	0.13	6.10	108	2110	4590
126.00	128.00	2.00	L845036	0.14	7.90	275	4260	6510
128.00	129.80	1.80	L845037	0.22	3.50	253	801	1055
129.80	131.50	1.70	L845038	0.04	0.50	9	69	263
131.50	133.26	1.76	L845039	0.01	0.40	11	147	967
133.26	135.00	1.74	L845042	-0.01	0.30	9	75	89
135.00	137.00	2.00	L845043	-0.01	0.20	7	36	74
137.00	139.00	2.00	L845044	0.02	0.50	8	51	194
139.00	141.00	2.00	L845045	-0.01	2.40	173	533	940
141.00	143.00	2.00	L845046	0.04	0.80	7	140	386
143.00	145.00	2.00	L845047	0.01	0.80	7	58	305
145.00	147.00	2.00	L845048	0.02	0.60	5	73	425
147.00	148.00	1.00	L845049	0.24	10.80	1110	986	1515
148.00	149.00	1.00	L845050	0.02	0.50	10	188	263
149.00	150.00	1.00	L845051	0.31	5.70	616	651	737
150.00	151.00	1.00	L845052	0.05	1.00	92	439	894
151.00	152.23	1.23	L845053	-0.01	0.30	5	52	950
152.23	153.00	0.77	L845054	0.14	2.70	939	578	902

Project: THORN2011 **Hole Number:** THN11-61

From	To	Rocktype & Description
153.00	153.00	EOH



From	To	Width	Sample	Au ppm	Ag ppm	Cu ppm	Pb ppm	Zn ppm

Drill Log Legend

CASN

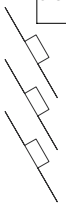

Fj

Flg

Fr

Ft

Sz

V

Vbx

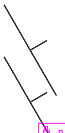

bed

cont

uKPO1

Appendix D: Rock Sample Descriptions

Rock Sample Descriptions Thorn

Operator: Brixton Metals Corp. **Project:** BRX11-01 2011 **NTS:** 104K/10

626778H Thorn	Grid North:		Grid East:		Type: Grab		Alteration: Clay (w) Silica (1)		**Au (ppb)**	**Ag (ppm)**	**Cu (ppm)**	**Ni (ppm)**
	UTM 6494217	N	UTM 626962	E	Strike Length Exp:		Metallics: Pyrite (1%)		20	0.2	11	3
	Elevation 991	m	Sample Width:		True Width:		Secondaries: Clay (w)		**Pb (ppm)**	**Zn (ppm)**	**As (ppm)**	**Ba (ppm)**
					Host : Brecciated dacite				52	64	77	830

Sampled By: HJA Chalky dacite (local 3mm hbld laths ?), brecciated by silica-biotite (?). Weak clay alteration. Not sure that it's biotite - black, softer than silica. 1% py in bx matrix. Locally incipien brecciation with fault-related fabric at 248/30N

626779H Thorn	Grid North:		Grid East:		Type: Grab		Alteration: Clay (m)		**Au (ppb)**	**Ag (ppm)**	**Cu (ppm)**	**Ni (ppm)**
	UTM 6494170	N	UTM 626829	E	Strike Length Exp:		Metallics:		<5	0.2	4	<1
	Elevation 898	m	Sample Width:		True Width:		Secondaries: Jarosite (m)		**Pb (ppm)**	**Zn (ppm)**	**As (ppm)**	**Ba (ppm)**
					Host : Dacitic volcanoclastic breccia				29	8	35	110

Sampled By: HJA Polylithic breccia (angular dacite + black basalt or argillite fragments in medium grey argillized matrix. Boulders nearby same with 10% fine-grained disseminated pyrite. Moderate clay, weak GE, moderate JA.

626780H Thorn	Grid North:		Grid East:		Type: Grab		Alteration: Sericite (s) Clay (m)		**Au (ppb)**	**Ag (ppm)**	**Cu (ppm)**	**Ni (ppm)**
	UTM 6494299	N	UTM 626759	E	Strike Length Exp:		Metallics: Pyrite (3%)		<5	<0.2	6	2
	Elevation 904	m	Sample Width:		True Width:		Secondaries: Jarosite (s)		**Pb (ppm)**	**Zn (ppm)**	**As (ppm)**	**Ba (ppm)**
					Host : Dacite (massive to volcaniclastic)				16	15	10	80

Sampled By: HJA Massive sericitized dacite grading (?) downhill to volcaniclastic breccia. Matrix medium grey from fine-grained disseminated py. Some clasts contain 15% boxwork after cubic py. Angular, multilithic fragments, matrix-supported.

K933563 Thorn	Grid North:		Grid East:		Type: Grab		Alteration:		**Au (ppb)**	**Ag (ppm)**	**Cu (ppm)**	**Ni (ppm)**
	UTM 6491772	N	UTM 626977	E	Strike Length Exp:		Metallics:		350	35.7	13650	2
	Elevation	m	Sample Width:		True Width:		Secondaries:		**Pb (ppm)**	**Zn (ppm)**	**As (ppm)**	**Ba (ppm)**
					Host :				74	137	7830	<10

Sampled By: GT G Zone: Rusty Iron stained subcrop. North side of drainage. Semi-massive pyrite finegrained, Fe carb Silica alt.

K933564 Thorn	Grid North:		Grid East:		Type: Grab		Alteration:		**Au (ppb)**	**Ag (ppm)**	**Cu (ppm)**	**Ni (ppm)**
	UTM 6493818	N	UTM 628110	E	Strike Length Exp:		Metallics: Pyrite (2%)		8410	51.5	651	<1
	Elevation	m	Sample Width:		True Width:		Secondaries:		**Pb (ppm)**	**Zn (ppm)**	**As (ppm)**	**Ba (ppm)**
					Host :				1005	360	>10000	10

Sampled By: GT Amarillo Creek: in centre of creek. 1M wide altered silica + Fe carb. Blebs of pyrite +/- sulpo, 2% + veinlets sulphides

K933565 Thorn	Grid North:		Grid East:		Type: Grab		Alteration:		**Au (ppb)**	**Ag (ppm)**	**Cu (ppm)**	**Ni (ppm)**
	UTM 6493862	N	UTM 627940	E	Strike Length Exp:		Metallics: Pyrite (3%)		10	1.5	61	40
	Elevation	m	Sample Width:		True Width:		Secondaries:		**Pb (ppm)**	**Zn (ppm)**	**As (ppm)**	**Ba (ppm)**
					Host :				11	30	4640	290

Sampled By: GT Amarillo Creek: Smokey Grey Silica vein, 3% disseminated py blebs +/- sulphosalts. Blebs of Galena

Rock Sample Descriptions Thorn

Operator: Brixton Metals Corp. **Project:** BRX11-01 2011 **NTS:** 104K/10

K933566 Thorn	Grid North:		Grid East:		Type: Grab	Alteration:		Au (ppb)	Ag (ppm)	Cu (ppm)	Ni (ppm)
	UTM 6503331	N	UTM 620832	E	Strike Length Exp:	Metallics:	Pyrite (1-5%)	660	12.2	57	9
	Elevation 4591	m	Sample Width:		True Width:	Secondaries:		Pb (ppm)	Zn (ppm)	As (ppm)	Ba (ppm)
					Host : hornfelsed porphyry ?			1655	1525	>10000	20

Sampled By: GT Gossanous Bowl: o/c of hornfels, rusty/red/brown. 1-5% pyrite, Qtz veinlets + sulphide fracture filling. Porphyry texture, strong alteration. 4591' elev

K933567 Thorn	Grid North:		Grid East:		Type: Float	Alteration:		Au (ppb)	Ag (ppm)	Cu (ppm)	Ni (ppm)
	UTM 6500387	N	UTM 623382	E	Strike Length Exp:	Metallics:	Pyrite (5%)	10	<0.2	15	4
	Elevation	m	Sample Width:		True Width:	Secondaries:		Pb (ppm)	Zn (ppm)	As (ppm)	Ba (ppm)
					Host :			12	8	18	460

Sampled By: GT Gossanous Bowl: Limonitic Boulder, Pods of fine grain pyrite, Rusty, Vuggy. 5% Pyrite

K933568 Thorn	Grid North:		Grid East:		Type: Grab	Alteration:		Au (ppb)	Ag (ppm)	Cu (ppm)	Ni (ppm)
	UTM 6503263	N	UTM 620873	E	Strike Length Exp:	Metallics:	Pyrite (1-20%)	20	0.3	5	3
	Elevation 4747	m	Sample Width:		True Width:	Secondaries:		Pb (ppm)	Zn (ppm)	As (ppm)	Ba (ppm)
					Host :			29	10	27	120

Sampled By: GT Gossanous Bowl: Qtz vein (extension of K933568) 1-2% Pyrite in qtz, up to 20% away from vein. Abundant ferrocrete, Rusty gossan. 4747' elev.

K933569 Thorn	Grid North:		Grid East:		Type: Grab	Alteration:		Au (ppb)	Ag (ppm)	Cu (ppm)	Ni (ppm)
	UTM 6503303	N	UTM 620828	E	Strike Length Exp:	Metallics:	Pyrite (tr%)	90	0.5	29	17
	Elevation	m	Sample Width:		True Width:	Secondaries:		Pb (ppm)	Zn (ppm)	As (ppm)	Ba (ppm)
					Host :			6	10	26	30

Sampled By: GT Gossanous Bowl: Altered unit orange/brown carb and qtz veinlets + stockwork 1-3mm. Hairline size veinlet. Possible altered stock. Rock has appearance of speckled brown, possible weathered suphides. Minor sulphides visible.

K933570 Thorn	Grid North:		Grid East:		Type: Float	Alteration:		Au (ppb)	Ag (ppm)	Cu (ppm)	Ni (ppm)
	UTM 6503308	N	UTM 620817	E	Strike Length Exp:	Metallics:	Pyrite (tr%)	10	0.2	13	2
	Elevation	m	Sample Width:		True Width:	Secondaries:		Pb (ppm)	Zn (ppm)	As (ppm)	Ba (ppm)
					Host :			6	13	6	510

Sampled By: GT Gossanous Bowl: Massive magnetite open spaced, euhedral qtz crystals. Minor pyrite, bournite, vuggy

K933571 Thorn	Grid North:		Grid East:		Type: Grab	Alteration:		Au (ppb)	Ag (ppm)	Cu (ppm)	Ni (ppm)
	UTM 6503596	N	UTM 620921	E	Strike Length Exp:	Metallics:		360	0.6	86	<1
	Elevation	m	Sample Width:		True Width:	Secondaries:		Pb (ppm)	Zn (ppm)	As (ppm)	Ba (ppm)
					Host :			9	30	19	<10

Sampled By: GT Gossanous Bowl: Possible vent zone - porous vuggy. Veinlets of pyrite + weathered open space. Euhedral qtz in open vugs

Rock Sample Descriptions Thorn

Operator: Brixton Metals Corp. **Project:** BRX11-01 2011 **NTS:** 104K/10

K933572 Thorn	Grid North:		Grid East:		Type: Grab		Alteration:		**Au (ppb)**	**Ag (ppm)**	**Cu (ppm)**	**Ni (ppm)**
	UTM 6498301	N	UTM 621790	E	Strike Length Exp:		Metallics:		670	3.3	10	<1
	Elevation	m	Sample Width:		True Width:		Secondaries:		**Pb (ppm)**	**Zn (ppm)**	**As (ppm)**	**Ba (ppm)**
					Host :				9	15	6	280

Sampled By: GT Gossanous Bowl: o/c. Intense altered limontici + qtz stringers. No visible sulphide. Fractures filled with limonite

K933573 Thorn	Grid North:		Grid East:		Type: Float		Alteration:		**Au (ppb)**	**Ag (ppm)**	**Cu (ppm)**	**Ni (ppm)**
	UTM 6498306	N	UTM 627784	E	Strike Length Exp:		Metallics:		<5	<0.2	68	6
	Elevation	m	Sample Width:		True Width:		Secondaries:		**Pb (ppm)**	**Zn (ppm)**	**As (ppm)**	**Ba (ppm)**
					Host :	rhyolite ?			40	45	46	1070

Sampled By: GT Gossanous Bowl: 1M wide zone. Gouge float rubble. Clays orange/rusty. Fragments of altered rhyolite?

K933574 Thorn	Grid North:		Grid East:		Type: Float		Alteration:		**Au (ppb)**	**Ag (ppm)**	**Cu (ppm)**	**Ni (ppm)**
	UTM 6498300	N	UTM 621812	E	Strike Length Exp:		Metallics:	Pyrite (3-5%)	10	0.5	62	5
	Elevation	m	Sample Width:		True Width:		Secondaries:		**Pb (ppm)**	**Zn (ppm)**	**As (ppm)**	**Ba (ppm)**
					Host :				112	59	45	280

Sampled By: GT Gossanous Bowl: Base of slope. Hornfels 3-5% Pyrite. Red/brown

K933575 Thorn	Grid North:		Grid East:		Type: Grab		Alteration:		**Au (ppb)**	**Ag (ppm)**	**Cu (ppm)**	**Ni (ppm)**
	UTM 6498288	N	UTM 621762	E	Strike Length Exp:		Metallics:		<5	<0.2	39	13
	Elevation	m	Sample Width:		True Width:		Secondaries:		**Pb (ppm)**	**Zn (ppm)**	**As (ppm)**	**Ba (ppm)**
					Host :	altered rhyolite			27	84	36	70

Sampled By: GT Gossanous Bowl: Bright orange soil pit. Orange/brown/rusty altered Rhyolite.

K933576 Thorn	Grid North:		Grid East:		Type:		Alteration:		**Au (ppb)**	**Ag (ppm)**	**Cu (ppm)**	**Ni (ppm)**
	UTM 6500188	N	UTM 623212	E	Strike Length Exp:		Metallics:		<5	0.2	33	3
	Elevation	m	Sample Width:		True Width:		Secondaries:		**Pb (ppm)**	**Zn (ppm)**	**As (ppm)**	**Ba (ppm)**
					Host :	porphyry			33	57	54	170

Sampled By: GT North Block: In area of old sample (DB378892) Epithermal textured blocky talus in abundance. Qtz flooded, vuggy openspace. Groundmass Porphrytic rusty/orange/brown. No visible sulphides. Epithermal texture

K933577 Thorn	Grid North:		Grid East:		Type: Float		Alteration:		**Au (ppb)**	**Ag (ppm)**	**Cu (ppm)**	**Ni (ppm)**
	UTM 6500387	N	UTM 623382	E	Strike Length Exp:		Metallics:		90	3.3	90	16
	Elevation	m	Sample Width:		True Width:		Secondaries:		**Pb (ppm)**	**Zn (ppm)**	**As (ppm)**	**Ba (ppm)**
					Host :				106	77	741	130

Sampled By: GT Gossanous Bowl: Epithermal Texture Qtz Flooded, breccia, coxcomb. Veinlet Stockwork narrow mm scale. Open spaces, No visible sulphides. Reasonably abundant float material.

Rock Sample Descriptions Thorn

Operator: Brixton Metals Corp. **Project:** BRX11-01 2011 **NTS:** 104K/10

K933578 Thorn	Grid North:		Grid East:		Type: Grab		Alteration:		Au (ppb)	Ag (ppm)	Cu (ppm)	Ni (ppm)
	UTM 6503289	N	UTM 620943	E	Strike Length Exp:		Metallics:	Pyrite (1%)	10	0.2	24	4
	Elevation	m	Sample Width:		True Width:		Secondaries:		Pb (ppm)	Zn (ppm)	As (ppm)	Ba (ppm)
					Host :				11	66	25	770

Sampled By: GT Gossanous Bowl: Rock o/c. 5M wide Qtz vein. Veinlets to breccia coxcomb open space with qtz crystal 1% pyrite. Strikes 340°

K933579 Thorn	Grid North:		Grid East:		Type: Float		Alteration:		Au (ppb)	Ag (ppm)	Cu (ppm)	Ni (ppm)
	UTM 6500193	N	UTM 623228	E	Strike Length Exp:		Metallics:		1320	1.1	12	4
	Elevation	m	Sample Width:		True Width:		Secondaries:		Pb (ppm)	Zn (ppm)	As (ppm)	Ba (ppm)
					Host :				10	33	118	440

Sampled By: GT North Block: Qtz flooded, open space, druzzy, coxcomb vuggy. No visible sulphides. Yellow/green altered matrix

K933580 Thorn	Grid North:		Grid East:		Type: Float		Alteration:		Au (ppb)	Ag (ppm)	Cu (ppm)	Ni (ppm)
	UTM 6500193	N	UTM 623228	E	Strike Length Exp:		Metallics:		10	<0.2	10	4
	Elevation	m	Sample Width:		True Width:		Secondaries:		Pb (ppm)	Zn (ppm)	As (ppm)	Ba (ppm)
					Host :	porphyry			11	22	2	840

Sampled By: GT North Block: Bull white qtz vein + stockwork. Red/gray porphyritic matrix. Abundant float talus blocks

K933581 Thorn	Grid North:		Grid East:		Type: Float		Alteration:		Au (ppb)	Ag (ppm)	Cu (ppm)	Ni (ppm)
	UTM 6500134	N	UTM 623256	E	Strike Length Exp:		Metallics:		10	<0.2	12	3
	Elevation	m	Sample Width:		True Width:		Secondaries:		Pb (ppm)	Zn (ppm)	As (ppm)	Ba (ppm)
					Host :				6	26	6	70

Sampled By: GT North Block: NS

K933582 Thorn	Grid North:		Grid East:		Type: Float		Alteration:		Au (ppb)	Ag (ppm)	Cu (ppm)	Ni (ppm)
	UTM 6500134	N	UTM 623256	E	Strike Length Exp:		Metallics:	Pyrite (tr%)	10	0.2	9	6
	Elevation	m	Sample Width:		True Width:		Secondaries:		Pb (ppm)	Zn (ppm)	As (ppm)	Ba (ppm)
					Host :	porphyry			8	46	36	310

Sampled By: GT North Block: resistive ridge 340° trend subcrop material/float. Qtz flooded, vuggy open space. Trace sulphide very fine druzzy coxcomb. Matrix green porphyry possible K spar altered

K933583 Thorn	Grid North:		Grid East:		Type: Grab		Alteration:		Au (ppb)	Ag (ppm)	Cu (ppm)	Ni (ppm)
	UTM 6500134	N	UTM 623256	E	Strike Length Exp:		Metallics:	Pyrite (tr%)	110	0.5	12	3
	Elevation	m	Sample Width:		True Width:		Secondaries:		Pb (ppm)	Zn (ppm)	As (ppm)	Ba (ppm)
					Host :	fine-grained volcanic			14	44	66	1170

Sampled By: GT North Block: Rusty qtz. Vein/veinlets less 1% fine sulphides, host fine grain volcanic. Open spaces. Stockworks/veinlets

Rock Sample Descriptions Thorn

Operator: Brixton Metals Corp. **Project:** BRX11-01 2011 **NTS:** 104K/10

K933584 Thorn	Grid North:		Grid East:		Type: Grab	Alteration:		Au (ppb)	Ag (ppm)	Cu (ppm)	Ni (ppm)
	UTM 6500134	N	UTM 623256	E	Strike Length Exp:	Metallics:	Pyrite (1-2%)	10	0.3	24	6
	Elevation	m	Sample Width:		True Width:	Secondaries:		Pb (ppm)	Zn (ppm)	As (ppm)	Ba (ppm)
					Host : volcanic			14	56	96	260
Sampled By: GT	North Block: 10M from K933584. 1-2% sulphide, slicks. Lesser qtz, green/grey volcanic										

K933585 Thorn	Grid North:		Grid East:		Type: Float	Alteration:	Sericite (m) limonite (m) Sili	Au (ppb)	Ag (ppm)	Cu (ppm)	Ni (ppm)
	UTM 6493761	N	UTM 627537	E	Strike Length Exp:	Metallics:	Pyrite (tr%)	660	0.5	4	<1
	Elevation	m	Sample Width:		True Width:	Secondaries:		Pb (ppm)	Zn (ppm)	As (ppm)	Ba (ppm)
					Host : rhyolite (windy table)			15	8	9	420
Sampled By: RT	angular rusty boulder with diffuse, grey SI alteration										

K933586 Thorn	Grid North:		Grid East:		Type: Float	Alteration:	limonite (s)	Au (ppb)	Ag (ppm)	Cu (ppm)	Ni (ppm)
	UTM 6493792	N	UTM 627599	E	Strike Length Exp:	Metallics:	Pyrite (4%)	<5	2.7	23	1
	Elevation	m	Sample Width:		True Width:	Secondaries:		Pb (ppm)	Zn (ppm)	As (ppm)	Ba (ppm)
					Host : F.B. rhyolite			1120	232	85	100
Sampled By: RT	flow-banded rhyolite cut by brittle-style fractures with dull, m.g. PY and trace (0.2 %) sulfosalt in-filling										

K933601 Thorn	Grid North:		Grid East:		Type:	Alteration:		Au (ppb)	Ag (ppm)	Cu (ppm)	Ni (ppm)
	UTM 6499963	N	UTM 623281	E	Strike Length Exp:	Metallics:		20	<0.2	8	4
	Elevation	m	Sample Width:		True Width:	Secondaries:		Pb (ppm)	Zn (ppm)	As (ppm)	Ba (ppm)
					Host :			9	74	6	180
Sampled By: TH											

K933602 Thorn	Grid North:		Grid East:		Type:	Alteration:		Au (ppb)	Ag (ppm)	Cu (ppm)	Ni (ppm)
	UTM 6500098	N	UTM 623156	E	Strike Length Exp:	Metallics:		130	0.4	7	4
	Elevation	m	Sample Width:		True Width:	Secondaries:		Pb (ppm)	Zn (ppm)	As (ppm)	Ba (ppm)
					Host :			7	54	230	270
Sampled By: TH											

K933604 Thorn	Grid North:		Grid East:		Type:	Alteration:		Au (ppb)	Ag (ppm)	Cu (ppm)	Ni (ppm)
	UTM 6499973	N	UTM 623164	E	Strike Length Exp:	Metallics:		230	0.4	27	3
	Elevation	m	Sample Width:		True Width:	Secondaries:		Pb (ppm)	Zn (ppm)	As (ppm)	Ba (ppm)
					Host :			10	48	76	690
Sampled By: TH											

Rock Sample Descriptions Thorn

Operator: Brixton Metals Corp. **Project:** BRX11-01 2011 **NTS:** 104K/10

K933605 Thorn	Grid North:		Grid East:		Type:	Alteration:		Au (ppb)	Ag (ppm)	Cu (ppm)	Ni (ppm)
	UTM 6499978	N	UTM 623146	E	Strike Length Exp:	Metallics:		40	0.4	8	2
	Elevation	m	Sample Width:		True Width:	Secondaries:		Pb (ppm)	Zn (ppm)	As (ppm)	Ba (ppm)
					Host :			14	29	87	340
Sampled By: TH											

K933607 Thorn	Grid North:		Grid East:		Type:	Alteration:		Au (ppb)	Ag (ppm)	Cu (ppm)	Ni (ppm)
	UTM 6500187	N	UTM 623405	E	Strike Length Exp:	Metallics:		40	0.2	14	1
	Elevation	m	Sample Width:		True Width:	Secondaries:		Pb (ppm)	Zn (ppm)	As (ppm)	Ba (ppm)
					Host :			11	27	43	300
Sampled By: TH											

K933608 Thorn	Grid North:		Grid East:		Type:	Alteration:		Au (ppb)	Ag (ppm)	Cu (ppm)	Ni (ppm)
	UTM 6502134	N	UTM 620582	E	Strike Length Exp:	Metallics:		20	0.7	386	64
	Elevation	m	Sample Width:		True Width:	Secondaries:		Pb (ppm)	Zn (ppm)	As (ppm)	Ba (ppm)
					Host : Siltstone			9	392	15	70
Sampled By: TH	Pyritic silicified +?asp siltstones close to porphyry contact Scree										

K933609 Thorn	Grid North:		Grid East:		Type:	Alteration:		Au (ppb)	Ag (ppm)	Cu (ppm)	Ni (ppm)
	UTM 6502190	N	UTM 620385	E	Strike Length Exp:	Metallics:		10	0.9	98	30
	Elevation	m	Sample Width:		True Width:	Secondaries:		Pb (ppm)	Zn (ppm)	As (ppm)	Ba (ppm)
					Host : Siltstone			25	100	13	40
Sampled By: TH	Pyritic silicified +?asp siltstones close to porphyry contact o/c										

K933610 Thorn	Grid North:		Grid East:		Type:	Alteration:		Au (ppb)	Ag (ppm)	Cu (ppm)	Ni (ppm)
	UTM 6492904	N	UTM 634302	E	Strike Length Exp:	Metallics:		10	<0.2	38	18
	Elevation	m	Sample Width:		True Width:	Secondaries:		Pb (ppm)	Zn (ppm)	As (ppm)	Ba (ppm)
					Host : Mafic Volcanic Rock			9	60	16	140
Sampled By: TH	Scree. Source is 120 m upslope in an exposed mafic flow intruded by porphyry.Porphyry may have cause silicification of flow. Bx'n is unknown however, & is considerd to be basal fragmentation at least in part.Diss py. With rounded elongate to rounded e										

K933611 Thorn	Grid North:		Grid East:		Type:	Alteration:		Au (ppb)	Ag (ppm)	Cu (ppm)	Ni (ppm)
	UTM 6492798	N	UTM 633362	E	Strike Length Exp:	Metallics:	Pyrite (1-2%)	10	<0.2	114	22
	Elevation	m	Sample Width:		True Width:	Secondaries:		Pb (ppm)	Zn (ppm)	As (ppm)	Ba (ppm)
					Host : Silicified Sediments			5	58	77	110
Sampled By: TH	Grabs of scree. Dl patina, silicicfied ?sedts. Some fx. 1-2% diss sulphides + fracture infil.Could be silicified porphyry? Plenty of this especially downslope in relict moraine										

Rock Sample Descriptions Thorn

Operator: Brixton Metals Corp. **Project:** BRX11-01 2011 **NTS:** 104K/10

K933612 Thorn	Grid North:		Grid East:		Type:	Alteration:		Au (ppb)	Ag (ppm)	Cu (ppm)	Ni (ppm)
	UTM 6492850	N	UTM 633330	E	Strike Length Exp:	Metallics:		10	0.2	61	10
	Elevation	m	Sample Width:		True Width:	Secondaries:		Pb (ppm)	Zn (ppm)	As (ppm)	Ba (ppm)
					Host : ?Silicified Sediments			18	108	182	40

Sampled By: TH Float in old moraine. Silicified material, 1 as preceding. Other pieces are lighter & are probably altered porphyry, s.sM-g relatively massive, with diss py, rare threads (chl-sil)

K933613 Thorn	Grid North:		Grid East:		Type:	Alteration:		Au (ppb)	Ag (ppm)	Cu (ppm)	Ni (ppm)
	UTM 6492610	N	UTM 633313	E	Strike Length Exp:	Metallics:		10	<0.2	24	9
	Elevation	m	Sample Width:		True Width:	Secondaries:		Pb (ppm)	Zn (ppm)	As (ppm)	Ba (ppm)
					Host : Epithermal Altered Rock			35	33	15	20

Sampled By: TH ?Epithermal altered material? Images taken. Silica>>>> arg? (trace). Trace diss silvert py/asp

K933614 Thorn	Grid North:		Grid East:		Type:	Alteration:		Au (ppb)	Ag (ppm)	Cu (ppm)	Ni (ppm)
	UTM 6492610	N	UTM 633313	E	Strike Length Exp:	Metallics:		20	<0.2	16	4
	Elevation	m	Sample Width:		True Width:	Secondaries:		Pb (ppm)	Zn (ppm)	As (ppm)	Ba (ppm)
					Host : Silicified porphyry			8	51	33	620

Sampled By: TH Silicified porphyry, with vuggy qz>>calcite infill. Limonitic fractures also. Coarse S2-

K933615 Thorn	Grid North:		Grid East:		Type:	Alteration:		Au (ppb)	Ag (ppm)	Cu (ppm)	Ni (ppm)
	UTM 6492630	N	UTM 633240	E	Strike Length Exp:	Metallics:	Pyrite (tr%)	50	1	208	14
	Elevation	m	Sample Width:		True Width:	Secondaries:		Pb (ppm)	Zn (ppm)	As (ppm)	Ba (ppm)
					Host : Silica altered porphyry			33	80	100	380

Sampled By: TH Scree from West source. Limonitic weakly silica vuggy silicified altered porphyry. M-g. Diss & rare fracture pyQuite altered, yellow-brown

K933616 Thorn	Grid North:		Grid East:		Type:	Alteration:		Au (ppb)	Ag (ppm)	Cu (ppm)	Ni (ppm)
	UTM 6492630	N	UTM 633240	E	Strike Length Exp:	Metallics:	Pyrite (tr%)	30	0.4	8	6
	Elevation	m	Sample Width:		True Width:	Secondaries:		Pb (ppm)	Zn (ppm)	As (ppm)	Ba (ppm)
					Host : Silica altered porphyry			27	73	95	30

Sampled By: TH As preceding. Some 80 m WNW.

K933617 Thorn	Grid North:		Grid East:		Type:	Alteration:		Au (ppb)	Ag (ppm)	Cu (ppm)	Ni (ppm)
	UTM 6492630	N	UTM 633240	E	Strike Length Exp:	Metallics:		<5	0.3	17	3
	Elevation	m	Sample Width:		True Width:	Secondaries:		Pb (ppm)	Zn (ppm)	As (ppm)	Ba (ppm)
					Host : Altered Mafic Volcanic			22	36	139	50

Sampled By: TH Grabs of various lithologies taken just in front of glacial pond over 50 x 50 metre area so very proximal

Rock Sample Descriptions Thorn

Operator: Brixton Metals Corp. **Project:** BRX11-01 2011 **NTS:** 104K/10

K933618 Thorn	Grid North:		Grid East:		Type:	Alteration:		Au (ppb)	Ag (ppm)	Cu (ppm)	Ni (ppm)
	UTM 6492630	N	UTM 633240	E	Strike Length Exp:	Metallics:		20	<0.2	94	24
	Elevation	m	Sample Width:		True Width:	Secondaries:		Pb (ppm)	Zn (ppm)	As (ppm)	Ba (ppm)
					Host : Silicified Rock (appears layered)			6	73	287	160
Sampled By: TH	Grabs of various lithologies taken just in front of glacial pond over 50 x 50 metre area so very proximal										
K933619 Thorn	Grid North:		Grid East:		Type:	Alteration:		Au (ppb)	Ag (ppm)	Cu (ppm)	Ni (ppm)
	UTM 6504090	N	UTM 620992	E	Strike Length Exp:	Metallics:	Pyrite (tr%)	<5	<0.2	64	16
	Elevation	m	Sample Width:		True Width:	Secondaries:		Pb (ppm)	Zn (ppm)	As (ppm)	Ba (ppm)
					Host : hornfelsed sediments			8	83	6	120
Sampled By: TH	?Hydrostatic breccia of silicified altered hornfelsed sediments with minor pyrite fracture infill										
K933620 Thorn	Grid North:		Grid East:		Type:	Alteration:		Au (ppb)	Ag (ppm)	Cu (ppm)	Ni (ppm)
	UTM 6504141	N	UTM 620954	E	Strike Length Exp:	Metallics:	Pyrite (tr%)	<5	<0.2	53	16
	Elevation	m	Sample Width:		True Width:	Secondaries:		Pb (ppm)	Zn (ppm)	As (ppm)	Ba (ppm)
					Host : hornfelsed sediments			7	60	7	180
Sampled By: TH	?Hydrostatic breccia of silicified altered hornfelsed sediments with minor pyrite fracture infill										
K933621 Thorn	Grid North:		Grid East:		Type:	Alteration:		Au (ppb)	Ag (ppm)	Cu (ppm)	Ni (ppm)
	UTM 6504184	N	UTM 620728	E	Strike Length Exp:	Metallics:	Pyrite (tr%)	<5	<0.2	5	6
	Elevation	m	Sample Width:		True Width:	Secondaries:		Pb (ppm)	Zn (ppm)	As (ppm)	Ba (ppm)
					Host : hornfelsed sediments			11	18	<2	100
Sampled By: TH	?Hydrostatic breccia of silicified altered hornfelsed sediments with minor pyrite fracture infill										
K999603 Thorn	Grid North:		Grid East:		Type:	Alteration:		Au (ppb)	Ag (ppm)	Cu (ppm)	Ni (ppm)
	UTM 6499951	N	UTM 623421	E	Strike Length Exp:	Metallics:					
	Elevation	m	Sample Width:		True Width:	Secondaries:		Pb (ppm)	Zn (ppm)	As (ppm)	Ba (ppm)
					Host :						
Sampled By: TH											
K999606 Thorn	Grid North:		Grid East:		Type:	Alteration:		Au (ppb)	Ag (ppm)	Cu (ppm)	Ni (ppm)
	UTM 6500135	N	UTM 623255	E	Strike Length Exp:	Metallics:					
	Elevation	m	Sample Width:		True Width:	Secondaries:		Pb (ppm)	Zn (ppm)	As (ppm)	Ba (ppm)
					Host :						
Sampled By: TH											

Rock Sample Descriptions Thorn

Operator: Brixton Metals Corp. **Project:** BRX11-01 2011 **NTS:** 104K/10

L559001 Thorn	Grid North:		Grid East:		Type:	Float	Alteration:	Silica (m)	Au (ppb)	Ag (ppm)	Cu (ppm)	Ni (ppm)
	UTM 6492125	N	UTM 628255	E	Strike Length Exp:		Metallics:	Pyrite (tr%)	<5	<0.2	11	3
	Elevation	m	Sample Width:		True Width:		Secondaries:		Pb (ppm)	Zn (ppm)	As (ppm)	Ba (ppm)
					Host :	Windy Table Volcanics (lapilli tuff)			21	129	6	240

Sampled By: DB
25-Jul-11

Large boulder with flame-shaped SI altered zones. Silica is pale blue-grey with trace PY and possibly blue opaque phase SS (? trTT). Neat indicator of alteration in overlying volcanic rocks. Mouth of Eye Creek.

L559002 Thorn	Grid North:		Grid East:		Type:	Float	Alteration:	Sericite (s) Silica (s)	Au (ppb)	Ag (ppm)	Cu (ppm)	Ni (ppm)
	UTM 6492128	N	UTM 628264	E	Strike Length Exp:		Metallics:	Pyrite (5%)	290	16.1	227	2
	Elevation	m	Sample Width:		True Width:		Secondaries:		Pb (ppm)	Zn (ppm)	As (ppm)	Ba (ppm)
					Host :	Thorn Stock			37	201	99	40

Sampled By: DB
25-Jul-11

Silica vein boulder in Eye Creek near mouth. Disseminated PY + TT (1%) throughout. Some sMS altered Thorn Stock fragments.

L559003 Thorn	Grid North:		Grid East:		Type:	Float	Alteration:	Silica (s)	Au (ppb)	Ag (ppm)	Cu (ppm)	Ni (ppm)
	UTM 6492125	N	UTM 628273	E	Strike Length Exp:		Metallics:	Pyrite (30%)	1710	328	8690	2
	Elevation	m	Sample Width:		True Width:		Secondaries:		Pb (ppm)	Zn (ppm)	As (ppm)	Ba (ppm)
					Host :	vein			2240	743	3170	70

Sampled By: DB
25-Jul-11

Massive sulphide vein. Patches with massive fine-grained PY with other more silica (fine-grained)-rich zones with TT (5%). Vein is at least 20cm wide.

L559004 Thorn	Grid North:		Grid East:		Type:		Alteration:		Au (ppb)	Ag (ppm)	Cu (ppm)	Ni (ppm)
	UTM 6491860	N	UTM 627880	E	Strike Length Exp:		Metallics:		20900	1100	316000	1
	Elevation	m	Sample Width:		True Width:		Secondaries:		Pb (ppm)	Zn (ppm)	As (ppm)	Ba (ppm)
					Host :	vein			310	1510	>10000	20

Sampled By: DB

L559359 Thorn	Grid North:		Grid East:		Type:	Grab	Alteration:	Sericite (m) Silica (w)	Au (ppb)	Ag (ppm)	Cu (ppm)	Ni (ppm)
	UTM 6492276	N	UTM 627413	E	Strike Length Exp:		Metallics:	Pyrite (tr%)	<5	<0.2	26	5
	Elevation	m	Sample Width:		True Width:		Secondaries:		Pb (ppm)	Zn (ppm)	As (ppm)	Ba (ppm)
					Host :	altered Thorn Stock			16	27	10	390

Sampled By: WC
27-Jul-11

Thorn Stock: sericite-clay altered, rare pyrite, siliceous in places, minor sulphosalts (?)

L824351 Thorn	Grid North:		Grid East:		Type:	Float	Alteration:	Silica (w)	Au (ppb)	Ag (ppm)	Cu (ppm)	Ni (ppm)
	UTM 6500089	N	UTM 623185	E	Strike Length Exp:		Metallics:	Pyrite (3%) Arsenopyrite (t	50	0.5	12	2
	Elevation 1159	m	Sample Width:		True Width:		Secondaries:		Pb (ppm)	Zn (ppm)	As (ppm)	Ba (ppm)
					Host :	Qtz feldspar porphyry			18	35	108	500

Sampled By: WJ

Weakly silica altered Gossanous Qtz Feld porphyry with 2% Py and Tr As, taken from talus.

Rock Sample Descriptions Thorn

Operator: Brixton Metals Corp. **Project:** BRX11-01 2011 **NTS:** 104K/10

L824352 Thorn	Grid North:		Grid East:		Type:	Float	Alteration:	Silica (m)	Au (ppb)	Ag (ppm)	Cu (ppm)	Ni (ppm)
	UTM 6500072	N	UTM 623126	E	Strike Length Exp:		Metallics:	Pyrite (tr%) Arsenopyrite (	320	1.8	8	4
	Elevation 1145	m	Sample Width:		True Width:		Secondaries:		Pb (ppm)	Zn (ppm)	As (ppm)	Ba (ppm)
					Host :	Qtz feldspar porphyry			43	21	218	140
Sampled By: WJ	Mod silica altered Gossanous Qtz Feld porphyry with Tr euhedral Py and 1% As, taken from talus.											
L824353 Thorn	Grid North:		Grid East:		Type:	Float	Alteration:	Silica (w)	Au (ppb)	Ag (ppm)	Cu (ppm)	Ni (ppm)
	UTM 6500077	N	UTM 623110	E	Strike Length Exp:		Metallics:	Pyrite (1%) Arsenopyrite (	240	0.6	17	5
	Elevation 1134	m	Sample Width:		True Width:		Secondaries:		Pb (ppm)	Zn (ppm)	As (ppm)	Ba (ppm)
					Host :	Qtz feldspar porphyry			13	55	129	200
Sampled By: WJ	Weakly silica altered Gossanous Qtz Feld porphyry with 2% As and 1% Py euhedral , taken from talus.											
L824354 Thorn	Grid North:		Grid East:		Type:	Float	Alteration:		Au (ppb)	Ag (ppm)	Cu (ppm)	Ni (ppm)
	UTM 6500066	N	UTM 623065	E	Strike Length Exp:		Metallics:		<5	<0.2	10	3
	Elevation 1127	m	Sample Width:		True Width:		Secondaries:		Pb (ppm)	Zn (ppm)	As (ppm)	Ba (ppm)
					Host :	Basaltic Flow			12	31	5	130
Sampled By: WJ	Mod hematite on basaltic flow float in talus. Planar thermal features with Plag.											
L824355 Thorn	Grid North:		Grid East:		Type:	Float	Alteration:	Silica (s)	Au (ppb)	Ag (ppm)	Cu (ppm)	Ni (ppm)
	UTM 6500054	N	UTM 623004	E	Strike Length Exp:		Metallics:	Pyrite (tr%)	140	0.7	15	5
	Elevation 1118	m	Sample Width:		True Width:		Secondaries:		Pb (ppm)	Zn (ppm)	As (ppm)	Ba (ppm)
					Host :	Hydrothermal Breccia			43	39	55	2200
Sampled By: WJ	Gossanous 5 % qtz stringers, vuggy breccia in talus											
L824356 Thorn	Grid North:		Grid East:		Type:	Grab	Alteration:		Au (ppb)	Ag (ppm)	Cu (ppm)	Ni (ppm)
	UTM 6500002	N	UTM 622963	E	Strike Length Exp:		Metallics:	Pyrite (4%) Arsenopyrite (	70	3.1	19	8
	Elevation 1126	m	Sample Width:		True Width:		Secondaries:		Pb (ppm)	Zn (ppm)	As (ppm)	Ba (ppm)
					Host :	Andesitic feldspar lapilli tuff			35	22	34	100
Sampled By: WJ	Disseminated 5% As, and fgr euhedral 1%Py, in gossanous Plag phyric lapilli tuft.											
L824357 Thorn	Grid North:		Grid East:		Type:	Float	Alteration:	Silica (w)	Au (ppb)	Ag (ppm)	Cu (ppm)	Ni (ppm)
	UTM 6500246	N	UTM 622999	E	Strike Length Exp:		Metallics:	Pyrite (tr%) Arsenopyrite (t	340	0.8	12	2
	Elevation 1046	m	Sample Width:		True Width:		Secondaries:	Jarosite (m)	Pb (ppm)	Zn (ppm)	As (ppm)	Ba (ppm)
					Host :	Porphyry			10	37	140	380
Sampled By: WJ	Weakly silica altered Gossanous Qtz Feld porphyry with 2% Py and Tr As, taken from talus.											

Rock Sample Descriptions Thorn

Operator: Brixton Metals Corp. **Project:** BRX11-01 2011 **NTS:** 104K/10

L824358 Thorn	Grid North:		Grid East:		Type: Grab		Alteration: Sericite (s) Silica (w)		**Au (ppb)**	**Ag (ppm)**	**Cu (ppm)**	**Ni (ppm)**
	UTM 6506301	N	UTM 621690	E	Strike Length Exp:		Metallics:		60	0.5	10	<1
	Elevation 1665	m	Sample Width:		True Width:		Secondaries: Jarosite (m)		**Pb (ppm)**	**Zn (ppm)**	**As (ppm)**	**Ba (ppm)**
					Host : Hydrothermal breccia				21	27	133	60
Sampled By: WJ	Gossanous highly altered hydrothermal rock with atz vugs, and breccia fragments. Lots of wet snow, heavy winds.											
L824359 Thorn	Grid North:		Grid East:		Type: Grab		Alteration: Sericite (s) Silica (s)		**Au (ppb)**	**Ag (ppm)**	**Cu (ppm)**	**Ni (ppm)**
	UTM 6506360	N	UTM 621671	E	Strike Length Exp:		Metallics: Pyrite (tr%)		1010	2	16	<1
	Elevation 1647	m	Sample Width:		True Width:		Secondaries: Jarosite (m)		**Pb (ppm)**	**Zn (ppm)**	**As (ppm)**	**Ba (ppm)**
					Host : Porphyry				174	56	6820	40
Sampled By: WJ	Gossanous fluid altered basalt with trace pyrite											
L824360 Thorn	Grid North:		Grid East:		Type: Grab		Alteration: Chlorite (m) Silica (s)		**Au (ppb)**	**Ag (ppm)**	**Cu (ppm)**	**Ni (ppm)**
	UTM 6506374	N	UTM 621641	E	Strike Length Exp:		Metallics: Pyrite (5%) Arsenopyrite (		660	2.5	107	1
	Elevation 1642	m	Sample Width:		True Width:		Secondaries: Jarosite (m)		**Pb (ppm)**	**Zn (ppm)**	**As (ppm)**	**Ba (ppm)**
					Host : Porphyry				29	32	7330	100
Sampled By: WJ	Gossanous vuggy flooded basalt with subhedral 5 % arseno and 1 % pyrite											
L824361 Thorn	Grid North:		Grid East:		Type: Grab		Alteration: Silica (s)		**Au (ppb)**	**Ag (ppm)**	**Cu (ppm)**	**Ni (ppm)**
	UTM 6506385	N	UTM 621624	E	Strike Length Exp:		Metallics: Pyrite (1%) Arsenopyrite (		290	3.1	64	<1
	Elevation 1639	m	Sample Width:		True Width:		Secondaries: Jarosite (m)		**Pb (ppm)**	**Zn (ppm)**	**As (ppm)**	**Ba (ppm)**
					Host : Hydrothermal altered basalt (?)				205	89	4140	60
Sampled By: WJ	Gossanous hydrothermal alteration in plag phyric basalt with strong chlorite alteration , 5% -10& qtz vnlts, 045/85											
L824362 Thorn	Grid North:		Grid East:		Type: Grab		Alteration: Silica (m)		**Au (ppb)**	**Ag (ppm)**	**Cu (ppm)**	**Ni (ppm)**
	UTM 6506445	N	UTM 621661	E	Strike Length Exp:		Metallics: Pyrite (1%) Arsenopyrite (		240	17.9	129	<1
	Elevation 1593	m	Sample Width:		True Width:		Secondaries: Jarosite (m)		**Pb (ppm)**	**Zn (ppm)**	**As (ppm)**	**Ba (ppm)**
					Host : Porphyry				2200	844	1800	60
Sampled By: WJ	Old sample tag nearby possibly # _____29											
L824363 Thorn	Grid North:		Grid East:		Type: Grab		Alteration: Silica (s)		**Au (ppb)**	**Ag (ppm)**	**Cu (ppm)**	**Ni (ppm)**
	UTM 6506354	N	UTM 621567	E	Strike Length Exp:		Metallics: Pyrite (4%) Arsenopyrite (		300	3.2	32	1
	Elevation 1628	m	Sample Width:		True Width:		Secondaries: Jarosite (m)		**Pb (ppm)**	**Zn (ppm)**	**As (ppm)**	**Ba (ppm)**
					Host : Porphyry				130	73	6890	30
Sampled By: WJ	Main (west side) hydrothermal zone ~100m wide 120/75 old sample tag 276532											

Rock Sample Descriptions Thorn

Operator: Brixton Metals Corp. **Project:** BRX11-01 2011 **NTS:** 104K/10

L824364 Thorn	Grid North:		Grid East:		Type: Grab	Alteration: Silica (s)	**Au (ppb)**	**Ag (ppm)**	**Cu (ppm)**	**Ni (ppm)**
	UTM 6506252	N	UTM 621429	E	Strike Length Exp:	Metallics: Pyrite (5%) Arsenopyrite (	700	8.1	233	<1
	Elevation 1643	m	Sample Width:		True Width:	Secondaries: Jarosite (m)	**Pb (ppm)**	**Zn (ppm)**	**As (ppm)**	**Ba (ppm)**
					Host : Porphyry		982	1380	6780	40
Sampled By: WJ	Gossanous vuggy flooded basalt with subhedral 5 % Pyrite and 1 % arseno									

L824365 Thorn	Grid North:		Grid East:		Type: Grab	Alteration: Chlorite (m) Silica (w)	**Au (ppb)**	**Ag (ppm)**	**Cu (ppm)**	**Ni (ppm)**
	UTM 6506202	N	UTM 621458	E	Strike Length Exp:	Metallics: Arsenopyrite (tr%)	<5	<0.2	161	11
	Elevation 1697	m	Sample Width:		True Width:	Secondaries:	**Pb (ppm)**	**Zn (ppm)**	**As (ppm)**	**Ba (ppm)**
					Host : Porphyry		2	103	31	250
Sampled By: WJ	Gossanous weakly silicified chloritized andesite with trace arseno									

L824366 Thorn	Grid North:		Grid East:		Type: Grab	Alteration: Sericite (w) Chlorite (m) Sili	**Au (ppb)**	**Ag (ppm)**	**Cu (ppm)**	**Ni (ppm)**
	UTM 6506197	N	UTM 621510	E	Strike Length Exp:	Metallics: Pyrite (tr%)	<5	0.3	87	3
	Elevation 1698	m	Sample Width:		True Width:	Secondaries: Jarosite (w)	**Pb (ppm)**	**Zn (ppm)**	**As (ppm)**	**Ba (ppm)**
					Host : Porphyry		6	60	71	80
Sampled By: WJ	Vuggy gossanous silicified chloritized andesite breccia with trace pyrite									

L824367 Thorn	Grid North:		Grid East:		Type: Grab	Alteration: limonite (m) mg-oxide (s)	**Au (ppb)**	**Ag (ppm)**	**Cu (ppm)**	**Ni (ppm)**
	UTM 6506214	N	UTM 621590	E	Strike Length Exp:	Metallics: Pyrite (5%) Arsenopyrite (	660	5.5	105	4
	Elevation 1707	m	Sample Width:		True Width:	Secondaries:	**Pb (ppm)**	**Zn (ppm)**	**As (ppm)**	**Ba (ppm)**
					Host : Porphyry		39	73	2710	30
Sampled By: WJ	gossan hydrothermal alt 045/68									

L824368 Thorn	Grid North:		Grid East:		Type: Grab	Alteration: Silica (m)	**Au (ppb)**	**Ag (ppm)**	**Cu (ppm)**	**Ni (ppm)**
	UTM 6506179	N	UTM 621745	E	Strike Length Exp:	Metallics: Pyrite (tr%)	40	<0.2	4	<1
	Elevation 1707	m	Sample Width:		True Width:	Secondaries: Jarosite (m)	**Pb (ppm)**	**Zn (ppm)**	**As (ppm)**	**Ba (ppm)**
					Host : silica flooded andesitic chlorite lapilli tuff		5	46	372	100
Sampled By: WJ	silica flooded andesitic lapilli tuff with trace pyrite									

L824369 Thorn	Grid North:		Grid East:		Type: Grab	Alteration: Silica (s)	**Au (ppb)**	**Ag (ppm)**	**Cu (ppm)**	**Ni (ppm)**
	UTM 6506103	N	UTM 621758	E	Strike Length Exp:	Metallics: Pyrite (tr%)	20	0.4	4	<1
	Elevation 1736	m	Sample Width:		True Width:	Secondaries: Jarosite (w)	**Pb (ppm)**	**Zn (ppm)**	**As (ppm)**	**Ba (ppm)**
					Host : Porphyry		7	23	197	70
Sampled By: WJ	gossan hydrotherma alt zone 280/60 (?)									

Rock Sample Descriptions Thorn

Operator: Brixton Metals Corp. **Project:** BRX11-01 2011 **NTS:** 104K/10

L824370 Thorn	Grid North:		Grid East:		Type: Float	Alteration:		Au (ppb)	Ag (ppm)	Cu (ppm)	Ni (ppm)
	UTM 6506201	N	UTM 621641	E	Strike Length Exp:	Metallics:		<5	<0.2	108	7
	Elevation 1715	m	Sample Width:		True Width:	Secondaries:		Pb (ppm)	Zn (ppm)	As (ppm)	Ba (ppm)
					Host : heterolithic conglomerate			16	124	5	2430
Sampled By: WJ	Black conglomerate with possible sulphosalts (?)										
L824371 Thorn	Grid North:		Grid East:		Type: Grab	Alteration: Silica (s)		Au (ppb)	Ag (ppm)	Cu (ppm)	Ni (ppm)
	UTM 6506287	N	UTM 621606	E	Strike Length Exp:	Metallics:		180	0.5	5	<1
	Elevation 1684	m	Sample Width:		True Width:	Secondaries: Jarosite (m)		Pb (ppm)	Zn (ppm)	As (ppm)	Ba (ppm)
					Host : Porphyry			23	25	2220	60
Sampled By: WJ	East side of 100m wide main hydrothermal zone. 10m from barren sandstone located at 621628,6506284 320/50										
L824372 Thorn	Grid North:		Grid East:		Type: Grab	Alteration: Silica (s)		Au (ppb)	Ag (ppm)	Cu (ppm)	Ni (ppm)
	UTM 6506309	N	UTM 621590	E	Strike Length Exp:	Metallics:		30	0.3	7	<1
	Elevation 1674	m	Sample Width:		True Width:	Secondaries: Jarosite (m)		Pb (ppm)	Zn (ppm)	As (ppm)	Ba (ppm)
					Host : Porphyry			21	57	1560	90
Sampled By: WJ	Main hydrothermal infill barren.										
L824373 Thorn	Grid North:		Grid East:		Type: Grab	Alteration:		Au (ppb)	Ag (ppm)	Cu (ppm)	Ni (ppm)
	UTM 6506344	N	UTM 621596	E	Strike Length Exp:	Metallics:		10	0.7	2	<1
	Elevation 1665	m	Sample Width:		True Width:	Secondaries: Jarosite (m)		Pb (ppm)	Zn (ppm)	As (ppm)	Ba (ppm)
					Host : Hydrothermaly altered andesite tuff(?)			5	24	62	100
Sampled By: WJ	Gossanous strongly silicified andesite, barren.										
L824374 Thorn	Grid North:		Grid East:		Type: Grab	Alteration:		Au (ppb)	Ag (ppm)	Cu (ppm)	Ni (ppm)
	UTM 6506361	N	UTM 621674	E	Strike Length Exp:	Metallics:	Pyrite (3%) Arsenopyrite (	330	1.5	12	<1
	Elevation 1638	m	Sample Width:		True Width:	Secondaries: Jarosite (m)		Pb (ppm)	Zn (ppm)	As (ppm)	Ba (ppm)
					Host : Hydrothermaly altered andesite tuff(?)			427	91	2330	100
Sampled By: WJ	Gossanous hydrothermal unit contacts andesitic feldspar lapilli tuff. At 080/50										
L824375 Thorn	Grid North:		Grid East:		Type:	Alteration:		Au (ppb)	Ag (ppm)	Cu (ppm)	Ni (ppm)
	UTM	N	UTM	E	Strike Length Exp:	Metallics:		<5	<0.2	32	2
	Elevation	m	Sample Width:		True Width:	Secondaries:		Pb (ppm)	Zn (ppm)	As (ppm)	Ba (ppm)
					Host :			<2	13	<2	20
Sampled By: WJ	Same blank as core										

Rock Sample Descriptions Thorn

Operator: Brixton Metals Corp. **Project:** BRX11-01 2011 **NTS:** 104K/10

L824376 Thorn	Grid North:		Grid East:		Type:	Grab	Alteration:		Au (ppb)	Ag (ppm)	Cu (ppm)	Ni (ppm)
	UTM 6503338	N	UTM 620792	E	Strike Length Exp:		Metallics:	Pyrite (8%) Arsenopyrite (t	20	0.5	55	11
	Elevation 1393	m	Sample Width:		True Width:		Secondaries:	Jarosite (m)	Pb (ppm)	Zn (ppm)	As (ppm)	Ba (ppm)
					Host :	qtz felds porphyry			8	35	5	100
Sampled By: WJ 18-Sep-11	qtz felds porphyry fgr - mgr subhedral py blebby to disseminated											
L824377 Thorn	Grid North:		Grid East:		Type:	Grab	Alteration:		Au (ppb)	Ag (ppm)	Cu (ppm)	Ni (ppm)
	UTM 6503389	N	UTM 620713	E	Strike Length Exp:		Metallics:	Pyrite (5%) Arsenopyrite (t	10	<0.2	107	30
	Elevation 1366	m	Sample Width:		True Width:		Secondaries:		Pb (ppm)	Zn (ppm)	As (ppm)	Ba (ppm)
					Host :	basalt			<2	35	<2	170
Sampled By: WJ 18-Sep-11	disseminated to blebby fracture face fgr subhedral py mod magnetic											
L824378 Thorn	Grid North:		Grid East:		Type:	Grab	Alteration:	Sericite (m) Silica (m)	Au (ppb)	Ag (ppm)	Cu (ppm)	Ni (ppm)
	UTM 6503447	N	UTM 620718	E	Strike Length Exp:		Metallics:	Pyrite (5%)	20	<0.2	93	13
	Elevation 1362	m	Sample Width:		True Width:		Secondaries:		Pb (ppm)	Zn (ppm)	As (ppm)	Ba (ppm)
					Host :	qtz felds porphyry			4	28	5	40
Sampled By: WJ 18-Sep-11	fracture filled fgr py ~5%											
L824379 Thorn	Grid North:		Grid East:		Type:	Grab	Alteration:	Sericite (w) Silica (m)	Au (ppb)	Ag (ppm)	Cu (ppm)	Ni (ppm)
	UTM 6503406	N	UTM 620592	E	Strike Length Exp:		Metallics:	Pyrite (1%) Sphalerite (w%	10	<0.2	37	19
	Elevation 1325	m	Sample Width:		True Width:		Secondaries:		Pb (ppm)	Zn (ppm)	As (ppm)	Ba (ppm)
					Host :	fgr porphyry			4	33	6	140
Sampled By: WJ 18-Sep-11												
L824380 Thorn	Grid North:		Grid East:		Type:	Grab	Alteration:	Sericite (w) Silica (w)	Au (ppb)	Ag (ppm)	Cu (ppm)	Ni (ppm)
	UTM 6499742	N	UTM 623739	E	Strike Length Exp:		Metallics:		<5	<0.2	23	5
	Elevation 1448	m	Sample Width:		True Width:		Secondaries:		Pb (ppm)	Zn (ppm)	As (ppm)	Ba (ppm)
					Host :	plag phyric basalt			47	52	<2	190
Sampled By: WJ 19-Sep-11	He staining along fracture surfaces with some He stringers~2%											
L824381 Thorn	Grid North:		Grid East:		Type:	Grab	Alteration:	Sericite (w) Silica (w)	Au (ppb)	Ag (ppm)	Cu (ppm)	Ni (ppm)
	UTM 6499763	N	UTM 623541	E	Strike Length Exp:		Metallics:	Pyrite (tr%)	<5	<0.2	11	5
	Elevation 1430	m	Sample Width:		True Width:		Secondaries:		Pb (ppm)	Zn (ppm)	As (ppm)	Ba (ppm)
					Host :	Hbld feldspar rhyolitic porphry			10	51	5	130
Sampled By: WJ 19-Sep-11	5% hbld 25% feldspar in rhyolitic matrix tr subhedral py											

Rock Sample Descriptions Thorn

Operator: Brixton Metals Corp. **Project:** BRX11-01 2011 **NTS:** 104K/10

L824382 Thorn	Grid North:		Grid East:		Type:	Grab	Alteration:	Silica (w)	Au (ppb)	Ag (ppm)	Cu (ppm)	Ni (ppm)
	UTM 6499771	N	UTM 623160	E	Strike Length Exp:		Metallics:		<5	<0.2	36	4
	Elevation 1345	m	Sample Width:		True Width:		Secondaries:		Pb (ppm)	Zn (ppm)	As (ppm)	Ba (ppm)
					Host :	hydrothermal/flow(?) heterolithic breccia with strong He			15	47	5	1330
Sampled By: WJ 19-Sep-11	heterolithic breccia with strong He over 3 m of outcrop. Carb amygdules and stringers throughout.											
L824383 Thorn	Grid North:		Grid East:		Type:	Grab	Alteration:		Au (ppb)	Ag (ppm)	Cu (ppm)	Ni (ppm)
	UTM 6499779	N	UTM 623264	E	Strike Length Exp:		Metallics:		<5	<0.2	38	1
	Elevation 1361	m	Sample Width:		True Width:		Secondaries:		Pb (ppm)	Zn (ppm)	As (ppm)	Ba (ppm)
					Host :	hydrothermal/flow(?) heterolithic breccia with strong He			14	86	6	1120
Sampled By: WJ 19-Sep-11	heterolithic breccia with strong He over 3 m of outcrop. Carb amygdules and stringers throughout.											
L824384 Thorn	Grid North:		Grid East:		Type:	Grab	Alteration:	Sericite (m) Silica (w)	Au (ppb)	Ag (ppm)	Cu (ppm)	Ni (ppm)
	UTM 6499996	N	UTM 623606	E	Strike Length Exp:		Metallics:	Pyrite (5%)	320	0.6	17	<1
	Elevation 1012	m	Sample Width:		True Width:		Secondaries:	Jarosite (w)	Pb (ppm)	Zn (ppm)	As (ppm)	Ba (ppm)
					Host :	qtz felds porphry			24	65	617	210
Sampled By: WJ 19-Sep-11	5% disseminated Py in gossanous float from talus chute.											
L824385 Thorn	Grid North:		Grid East:		Type:	Grab	Alteration:	Silica (m)	Au (ppb)	Ag (ppm)	Cu (ppm)	Ni (ppm)
	UTM 6500313	N	UTM 623715	E	Strike Length Exp:		Metallics:	Pyrite (2%)	<5	<0.2	97	32
	Elevation 1208	m	Sample Width:		True Width:		Secondaries:		Pb (ppm)	Zn (ppm)	As (ppm)	Ba (ppm)
					Host :	Silicified mudstone			7	42	12	40
Sampled By: WJ 19-Sep-11	silicified gossanous mudstone with disseminated Py and patchy mgr euhedral Py											
L824386 Thorn	Grid North:		Grid East:		Type:	Float	Alteration:	Silica (m)	Au (ppb)	Ag (ppm)	Cu (ppm)	Ni (ppm)
	UTM 6493957	N	UTM 627647	E	Strike Length Exp:		Metallics:	Pyrite (1%)	<5	<0.2	3	<1
	Elevation 1208	m	Sample Width:		True Width:		Secondaries:		Pb (ppm)	Zn (ppm)	As (ppm)	Ba (ppm)
					Host :	Silicified rhyolite			15	28	24	120
Sampled By: WJ 20-Sep-11	~ 1% Py fgr scattered patches with some He filled fractures											
L824387 Thorn	Grid North:		Grid East:		Type:	Grab	Alteration:	Silica (m)	Au (ppb)	Ag (ppm)	Cu (ppm)	Ni (ppm)
	UTM 6494013	N	UTM 627605	E	Strike Length Exp:		Metallics:	Pyrite (0.5%)	530	1.3	4	<1
	Elevation 1247	m	Sample Width:		True Width:		Secondaries:	Jarosite (m)	Pb (ppm)	Zn (ppm)	As (ppm)	Ba (ppm)
					Host :	Gossanous silicified rhyolite			18	10	2590	310
Sampled By: WJ 20-Sep-11	Qtz stringers with disseminated Py and carbonate stringers											

Rock Sample Descriptions Thorn

Operator: Brixton Metals Corp. **Project:** BRX11-01 2011 **NTS:** 104K/10

L824388 Thorn	Grid North:		Grid East:		Type:	Grab	Alteration:	Silica (m)	Au (ppb)	Ag (ppm)	Cu (ppm)	Ni (ppm)
	UTM 6494376	N	UTM 627725	E	Strike Length Exp:		Metallics:	Pyrite (tr%)	40	0.2	2	<1
	Elevation 1605	m	Sample Width:		True Width:		Secondaries:	Jarosite (w)	Pb (ppm)	Zn (ppm)	As (ppm)	Ba (ppm)
					Host :	Qtz Vn in rhyolite			28	16	375	210
Sampled By: WJ 20-Sep-11	Vuggy area of qtz vn in rhyolite host with trace Py											
L824389 Thorn	Grid North:		Grid East:		Type:	Grab	Alteration:	Silica (m)	Au (ppb)	Ag (ppm)	Cu (ppm)	Ni (ppm)
	UTM 6494483	N	UTM 627856	E	Strike Length Exp:		Metallics:	Pyrite (tr%)	50	0.2	<1	<1
	Elevation 1605	m	Sample Width:		True Width:		Secondaries:	Jarosite (w)	Pb (ppm)	Zn (ppm)	As (ppm)	Ba (ppm)
					Host :	Qtz Vn in rhyolite			8	5	801	3330
Sampled By: WJ 20-Sep-11	Vuggy area of qtz vn in rhyolite host with trace Py with greenish oxidation along fracture											
L824390 Thorn	Grid North:		Grid East:		Type:	Grab	Alteration:	Sericite (m) Chlorite (m) Sili	Au (ppb)	Ag (ppm)	Cu (ppm)	Ni (ppm)
	UTM 6504161	N	UTM 623258	E	Strike Length Exp:		Metallics:	Pyrite (3%)	<5	0.4	95	4
	Elevation 1513	m	Sample Width:		True Width:		Secondaries:	Jarosite (w)	Pb (ppm)	Zn (ppm)	As (ppm)	Ba (ppm)
					Host :	Porphyry			2	80	31	100
Sampled By: WJ 22-Sep-11	3% Py along fracture surfaces euhedral Mgr mostly weathered out giving rock vuggy appearance qtz carb stringers ~10%											
L824391 Thorn	Grid North:		Grid East:		Type:	Grab	Alteration:	Sericite (m) Chlorite (w)	Au (ppb)	Ag (ppm)	Cu (ppm)	Ni (ppm)
	UTM 6504534	N	UTM 623610	E	Strike Length Exp:		Metallics:	Pyrite (tr%)	<5	<0.2	10	2
	Elevation 1480	m	Sample Width:		True Width:		Secondaries:		Pb (ppm)	Zn (ppm)	As (ppm)	Ba (ppm)
					Host :	Porphyry			4	59	7	90
Sampled By: WJ 22-Sep-11	euhedral biotite booklets and euhedral garnets with Tr Py											
L824392 Thorn	Grid North:		Grid East:		Type:	Grab	Alteration:	Sericite (m) Silica (m)	Au (ppb)	Ag (ppm)	Cu (ppm)	Ni (ppm)
	UTM 6498297	N	UTM 622267	E	Strike Length Exp:		Metallics:	Pyrite (3%)	<5	0.2	12	1
	Elevation 1249	m	Sample Width:		True Width:		Secondaries:		Pb (ppm)	Zn (ppm)	As (ppm)	Ba (ppm)
					Host :	Qtz feldspar porphyry			19	11	35	270
Sampled By: WJ 23-Sep-11	3% Py along fracture surfaces euhedral Mgr mostly weathered out giving rock vuggy appearance qtz carb stringers ~10%											
L824393 Thorn	Grid North:		Grid East:		Type:	Grab	Alteration:	Sericite (m) Silica (m)	Au (ppb)	Ag (ppm)	Cu (ppm)	Ni (ppm)
	UTM 6498215	N	UTM 622106	E	Strike Length Exp:		Metallics:	Pyrite (3%)	<5	0.2	143	2
	Elevation 1213	m	Sample Width:		True Width:		Secondaries:		Pb (ppm)	Zn (ppm)	As (ppm)	Ba (ppm)
					Host :	Qtz feldspar porphyry			12	20	6	160
Sampled By: WJ 23-Sep-11	Up to 10% Py disseminated and along fracture surfaces of gossanous Si altered host											

Rock Sample Descriptions Thorn

Operator: Brixton Metals Corp. **Project:** BRX11-01 2011 **NTS:** 104K/10

L824394 Thorn	Grid North:		Grid East:		Type:	Grab	Alteration:	Sericite (w) Silica (m)	**Au (ppb)**	**Ag (ppm)**	**Cu (ppm)**	**Ni (ppm)**
	UTM 6498171	N	UTM 621924	E	Strike Length Exp:		Metallics:	Pyrite (10%)	<5	<0.2	12	3
	Elevation 1196	m	Sample Width:		True Width:		Secondaries:		**Pb (ppm)**	**Zn (ppm)**	**As (ppm)**	**Ba (ppm)**
					Host :	Silicified porphyry			6	64	87	50
Sampled By: WJ 23-Sep-11	Up to 10% Py disseminated to patchy subhedral Cgr, with Cgr Py associated with Hbld pheno											
L824395 Thorn	Grid North:		Grid East:		Type:	Grab	Alteration:	Sericite (w) Silica (m)	**Au (ppb)**	**Ag (ppm)**	**Cu (ppm)**	**Ni (ppm)**
	UTM 6498253	N	UTM 621703	E	Strike Length Exp:		Metallics:	Pyrite (15%)	<5	<0.2	32	6
	Elevation 1128	m	Sample Width:		True Width:		Secondaries:		**Pb (ppm)**	**Zn (ppm)**	**As (ppm)**	**Ba (ppm)**
					Host :	Qtz feldspar porphyry			6	51	14	60
Sampled By: WJ 23-Sep-11	Up to 15% scattered patched of fgr Py in gossanous porphyry with mod Si and Wk ser											
L824396 Thorn	Grid North:		Grid East:		Type:	Grab	Alteration:	Silica (w)	**Au (ppb)**	**Ag (ppm)**	**Cu (ppm)**	**Ni (ppm)**
	UTM 6498339	N	UTM 621855	E	Strike Length Exp:		Metallics:	Pyrite (tr%)	<5	<0.2	53	14
	Elevation	m	Sample Width:		True Width:		Secondaries:		**Pb (ppm)**	**Zn (ppm)**	**As (ppm)**	**Ba (ppm)**
					Host :	Plag Phyryc basalt			14	88	18	150
Sampled By: WJ 23-Sep-11	Mod magnetic plag phyric basalt with tr patchy fgr Py											
L824397 Thorn	Grid North:		Grid East:		Type:	Grab	Alteration:	Sericite (m) Silica (m)	**Au (ppb)**	**Ag (ppm)**	**Cu (ppm)**	**Ni (ppm)**
	UTM 6498298	N	UTM 621774	E	Strike Length Exp:		Metallics:	Pyrite (15%)	<5	0.2	28	10
	Elevation 1127	m	Sample Width:		True Width:		Secondaries:		**Pb (ppm)**	**Zn (ppm)**	**As (ppm)**	**Ba (ppm)**
					Host :	Silicified Porphyry			44	129	40	60
Sampled By: WJ 23-Sep-11	up to 15%disseminated Py with qtz str and vnlts throughout host. Near old sample tag of barren silicified sericite alt porphyry K933573											
L824398 Thorn	Grid North:		Grid East:		Type:	Grab	Alteration:	Silica (w)	**Au (ppb)**	**Ag (ppm)**	**Cu (ppm)**	**Ni (ppm)**
	UTM 6495276	N	UTM 629189	E	Strike Length Exp:		Metallics:	Pyrite (tr%)	<5	0.2	10	3
	Elevation	m	Sample Width:		True Width:		Secondaries:	Jarosite (w)	**Pb (ppm)**	**Zn (ppm)**	**As (ppm)**	**Ba (ppm)**
					Host :	Gossanous feldspar phyric dacite.			41	66	44	230
Sampled By: WJ 24-Sep-11	Gossanous Dacite with feldspar pheno.											
L824399 Thorn	Grid North:		Grid East:		Type:	Grab	Alteration:	Silica (w)	**Au (ppb)**	**Ag (ppm)**	**Cu (ppm)**	**Ni (ppm)**
	UTM 6496269	N	UTM 628245	E	Strike Length Exp:		Metallics:	Pyrite (tr%)	<5	<0.2	40	27
	Elevation 1275	m	Sample Width:		True Width:		Secondaries:		**Pb (ppm)**	**Zn (ppm)**	**As (ppm)**	**Ba (ppm)**
					Host :	Plag phyric basalt			5	69	3	260
Sampled By: WJ 24-Sep-11	Trace Py, He and Si altered basalt with He along some stringers. Patchy weak magnetisim.											

Rock Sample Descriptions Thorn

Operator: Brixton Metals Corp. **Project:** BRX11-01 2011 **NTS:** 104K/10

L824400	Grid North:		Grid East:		Type:	Alteration:		**Au (ppb)**	**Ag (ppm)**	**Cu (ppm)**	**Ni (ppm)**
Thorn	UTM	N	UTM	E	Strike Length Exp:	Metallics:		<5	<0.2	<1	4
	Elevation	m	Sample Width:		True Width:	Secondaries:		**Pb (ppm)**	**Zn (ppm)**	**As (ppm)**	**Ba (ppm)**
					Host :			<2	11	<2	10

Sampled By: WJ Same blank as core.

Appendix E.1: Certificates of Analysis (Drill Core Samples)

ALS Canada Ltd.

2103 Dollarton Hwy
North Vancouver BC V7H 0A7
Phone: 604 984 0221 Fax: 604 984 0218 www.alsglobal.com

To: **EQUITY EXPLORATION CONSULTANTS LTD.**
SUITE 200, 900 WEST HASTINGS STREET
VANCOUVER BC V6C 1E5

Finalized Date: 7-DEC-2011
Account: EIABRX

CERTIFICATE WH11210341

Project: BRX11- 01

P.O. No.: BRX11-01_30

This report is for 137 Drill Core samples submitted to our lab in Whitehorse, YT, Canada on 12-OCT-2011.

The following have access to data associated with this certificate:

HENRY AWMACK EQUITY ENG EMAIL RYAN TOOLE	DARCY BAKER TOBY HUGHES	WANDA CARTER SORIN POSESCU

SAMPLE PREPARATION

ALS CODE	DESCRIPTION
WEI-21	Received Sample Weight
LOG-24	Pulp Login - Rcd w/o Barcode
LOG-22d	Sample login - Rcd w/o BarCode dup
SPL-21d	Split sample - duplicate
PUL-31d	Pulverize Split - duplicate
LOG-22	Sample login - Rcd w/o BarCode
SPL-22Y	Split Sample - Boyd Rotary Splitter
CRU-QC	Crushing QC Test
PUL-QC	Pulverizing QC Test
CRU-31	Fine crushing - 70% <2mm
PUL-31	Pulverize split to 85% <75 um

ANALYTICAL PROCEDURES

ALS CODE	DESCRIPTION	INSTRUMENT
Ag-GRA21	Ag 30g FA-GRAV finish	WST-SIM
Cu-AA46	Ore grade Cu - aqua regia/AA	AAS
Pb-AA46	Ore grade Pb - aqua regia/AA	AAS
Zn-AA46	Ore grade Zn - aqua regia/AA	AAS
ME-ICP41	35 Element Aqua Regia ICP-AES	ICP-AES
Au-AA25	Ore Grade Au 30g FA AA finish	AAS
Au-GRA21	Au 30g FA-GRAV finish	WST-SIM

To: **EQUITY EXPLORATION CONSULTANTS LTD.**
ATTN: WANDA CARTER
SUITE 200, 900 WEST HASTINGS STREET
VANCOUVER BC V6C 1E5

This is the Final Report and supersedes any preliminary report with this certificate number. Results apply to samples as submitted. All pages of this report have been checked and approved for release.

Signature:
Colin Ramshaw, Vancouver Laboratory Manager

ALS Canada Ltd.

2103 Dollarton Hwy
North Vancouver BC V7H 0A7
Phone: 604 984 0221 Fax: 604 984 0218 www.alsglobal.com

To: **EQUITY EXPLORATION CONSULTANTS LTD.**
SUITE 200, 900 WEST HASTINGS STREET
VANCOUVER BC V6C 1E5

Finalized Date: 7-DEC-2011
Account: EIABRX

Project: BRX11-01

CERTIFICATE OF ANALYSIS WH11210341

Sample Description	Method / Analyte / Units / LOR	WEI-21 Recvd Wt. kg 0.02	ME-ICP41 Ag ppm 0.2	ME-ICP41 Al % 0.01	ME-ICP41 As ppm 2	ME-ICP41 B ppm 10	ME-ICP41 Ba ppm 10	ME-ICP41 Be ppm 0.5	ME-ICP41 Bi ppm 2	ME-ICP41 Ca % 0.01	ME-ICP41 Cd ppm 0.5	ME-ICP41 Co ppm 1	ME-ICP41 Cr ppm 1	ME-ICP41 Cu ppm 1	ME-ICP41 Fe % 0.01	ME-ICP41 Ga ppm 10
L844627		3.17	31.4	0.62	4840	<10	70	0.5	<2	0.71	48.9	7	2	53	3.35	<10
L844628		3.34	>100	0.46	8410	<10	70	<0.5	4	0.51	39.1	7	1	278	4.13	<10
L844629		3.32	49.0	0.46	2750	<10	80	<0.5	<2	0.90	27.0	7	1	69	3.79	<10
L844630		3.26	24.5	0.42	1625	<10	90	<0.5	<2	1.69	8.7	7	1	25	2.80	<10
L844631		2.93	32.4	0.47	1930	<10	80	<0.5	2	1.11	31.4	6	2	46	3.51	<10
L844632		2.36	50.2	0.57	5230	<10	70	<0.5	2	1.42	23.7	8	1	107	4.08	<10
L844633		3.76	>100	0.49	6150	<10	70	<0.5	4	0.96	108.5	7	2	170	3.94	<10
L844634		3.19	7.5	0.40	607	<10	70	<0.5	<2	1.09	7.3	6	2	16	3.22	<10
L844635		3.03	51.6	0.51	3360	<10	80	<0.5	2	0.88	80.7	8	2	83	3.06	<10
L844636		3.61	52.0	0.46	5060	<10	80	<0.5	5	0.96	99.7	7	1	104	3.38	<10
L844637		3.13	49.3	0.54	5350	<10	70	<0.5	3	0.94	70.6	7	2	139	3.64	<10
L844638		2.84	38.9	0.45	4220	<10	70	<0.5	3	0.96	64.2	8	1	134	3.57	<10
L844639		2.58	9.7	0.53	2350	<10	80	<0.5	<2	1.50	9.7	7	1	37	3.07	<10
L844640		0.09	81.3	1.65	482	10	30	<0.5	9	2.04	54.8	28	76	>10000	6.20	10
L844641		0.42	0.4	0.05	21	<10	10	<0.5	<2	19.5	<0.5	1	<1	20	0.45	<10
L844642		3.05	14.0	0.51	2610	<10	50	<0.5	<2	1.18	25.5	8	1	64	3.36	<10
L844643		3.01	13.6	0.47	7170	<10	90	<0.5	<2	1.15	49.8	7	2	56	3.46	<10
L844644		2.81	8.8	0.55	4640	<10	60	<0.5	<2	1.04	14.4	7	1	29	3.72	<10
L844645		3.96	66.1	0.43	5900	<10	30	<0.5	<2	0.50	72.4	7	1	92	3.88	<10
L844646		2.71	>100	0.53	5410	<10	20	0.5	2	0.90	135.0	7	1	227	4.62	<10
L844647		3.37	56.6	0.42	5020	<10	30	<0.5	2	0.82	104.5	5	1	154	4.79	<10
L844648		3.14	45.9	0.49	3060	<10	60	<0.5	<2	0.91	46.9	5	1	92	4.75	<10
L844649		3.25	92.3	0.53	6710	<10	40	<0.5	2	0.78	240	7	1	252	5.34	<10
L844650		3.46	80.3	0.53	6530	<10	40	0.5	<2	0.55	140.0	7	1	177	4.50	<10
L844651		3.53	>100	0.51	4170	<10	30	<0.5	7	0.65	185.5	6	1	374	5.38	<10
L844652		3.30	49.2	0.52	2360	<10	70	<0.5	2	0.75	36.5	6	1	108	3.66	<10
L844653		3.36	39.0	0.49	5360	<10	70	<0.5	<2	0.68	30.2	6	1	138	3.72	<10
L844654		3.15	12.2	0.56	6390	<10	70	<0.5	<2	1.12	24.9	6	1	46	4.11	<10
L844655		3.55	35.8	0.56	7370	<10	70	<0.5	<2	0.90	66.9	6	2	75	4.29	<10
L844656		3.05	20.7	0.55	6300	<10	80	<0.5	<2	0.79	14.7	7	2	50	3.63	<10
L844657		3.16	29.4	0.55	9230	<10	80	<0.5	<2	1.10	16.6	7	2	83	4.25	<10
L844658		2.65	19.1	0.57	7360	<10	70	<0.5	<2	1.53	28.2	6	1	53	4.38	<10
L844659		3.19	27.7	0.57	8250	<10	70	<0.5	2	0.87	34.3	7	1	68	4.12	<10
L844660		3.43	21.5	0.54	5720	<10	80	<0.5	<2	0.71	31.1	7	1	64	3.62	<10
L844661		1.88	>100	0.52	6570	<10	50	<0.5	22	1.20	486	5	1	770	6.00	<10
L844662		0.10	39.8	0.83	152	<10	10	<0.5	45	0.51	221	173	53	>10000	18.2	10
L844663		0.56	<0.2	0.05	48	<10	10	<0.5	<2	18.7	<0.5	1	<1	1	0.46	<10
L844664		1.93	>100	0.55	7560	<10	30	<0.5	23	1.20	536	5	1	823	6.18	<10
L844665		2.95	3.7	0.60	1605	<10	110	<0.5	<2	1.21	12.3	6	1	17	2.68	<10
L844666		3.47	7.5	0.44	4150	<10	50	<0.5	<2	0.74	25.5	6	1	22	2.93	<10

ALS Canada Ltd.

2103 Dollarton Hwy
North Vancouver BC V7H 0A7
Phone: 604 984 0221 Fax: 604 984 0218 www.alsglobal.com

To: **EQUITY EXPLORATION CONSULTANTS LTD.**
SUITE 200, 900 WEST HASTINGS STREET
VANCOUVER BC V6C 1E5

Finalized Date: 7-DEC-2011
Account: EIABRX

Project: BRX11-01

CERTIFICATE OF ANALYSIS WH11210341

Sample Description	Method	ME-ICP41	ME-ICP41	ME-ICP41	ME-ICP41	ME-ICP41	ME-ICP41	ME-ICP41	ME-ICP41	ME-ICP41	ME-ICP41	ME-ICP41	ME-ICP41	ME-ICP41	ME-ICP41	ME-ICP41
	Analyte	Hg	K	La	Mg	Mn	Mo	Na	Ni	P	Pb	S	Sb	Sc	Sr	Th
	Units	ppm	%	ppm	%	ppm	ppm	%	ppm	ppm	ppm	%	ppm	ppm	ppm	ppm
	LOR	1	0.01	10	0.01	5	1	0.01	1	10	2	0.01	2	1	1	20
L844627		1	0.34	20	0.10	417	<1	0.08	1	820	591	3.67	271	1	226	<20
L844628		1	0.26	10	0.09	245	1	0.07	4	610	2450	4.54	1140	1	173	<20
L844629		1	0.28	20	0.16	467	<1	0.06	2	650	1550	4.20	650	1	203	<20
L844630		1	0.27	20	0.30	910	<1	0.06	1	780	337	2.96	193	1	288	<20
L844631		1	0.28	10	0.16	467	1	0.07	<1	730	973	3.95	390	1	305	<20
L844632		1	0.27	10	0.34	699	<1	0.07	3	740	779	4.32	344	1	297	<20
L844633		1	0.27	10	0.24	581	<1	0.07	3	560	2990	4.82	1015	1	214	<20
L844634		1	0.24	10	0.17	711	<1	0.05	<1	690	265	3.53	105	1	195	<20
L844635		1	0.28	10	0.16	463	<1	0.08	2	760	1795	3.56	426	1	247	<20
L844636		1	0.25	10	0.18	453	<1	0.07	3	640	2380	3.93	530	1	234	<20
L844637		1	0.28	10	0.21	426	<1	0.08	2	750	2270	4.08	697	1	252	<20
L844638		1	0.25	10	0.19	505	<1	0.08	3	750	3600	4.09	1145	1	243	<20
L844639		<1	0.30	10	0.18	872	1	0.07	6	860	496	3.27	153	1	399	<20
L844640		3	0.37	10	1.44	796	1295	0.10	242	1280	8110	4.35	67	7	208	<20
L844641		<1	0.03	<10	12.00	201	1	0.01	<1	160	20	0.01	7	<1	41	<20
L844642		<1	0.29	10	0.18	797	1	0.08	5	840	1880	3.67	508	1	292	<20
L844643		<1	0.27	10	0.28	1170	1	0.07	6	800	1590	3.67	510	1	209	<20
L844644		<1	0.32	10	0.26	1380	4	0.07	3	830	482	3.88	193	1	198	<20
L844645		1	0.26	10	0.09	393	1	0.07	5	760	2700	4.35	965	1	148	<20
L844646		1	0.32	10	0.21	884	1	0.08	4	620	5250	5.26	918	1	227	<20
L844647		<1	0.26	10	0.21	751	1	0.07	2	640	4170	5.37	713	1	209	<20
L844648		1	0.29	10	0.23	666	<1	0.07	2	580	1905	5.15	378	1	263	<20
L844649		1	0.28	10	0.26	606	1	0.07	4	630	5970	6.60	616	1	248	<20
L844650		1	0.30	10	0.17	377	3	0.07	4	660	2820	4.98	378	1	174	<20
L844651		1	0.26	10	0.23	469	1	0.07	3	630	9630	7.03	1620	1	176	<20
L844652		<1	0.30	10	0.22	489	1	0.07	4	710	1575	3.96	341	1	212	<20
L844653		<1	0.27	10	0.18	448	1	0.06	3	710	2300	3.91	536	1	176	<20
L844654		<1	0.30	10	0.26	874	1	0.07	3	820	1175	4.33	325	1	246	<20
L844655		1	0.28	10	0.24	576	4	0.06	6	800	2350	4.64	532	1	214	<20
L844656		<1	0.30	10	0.20	441	1	0.07	5	820	1390	3.72	337	1	216	<20
L844657		<1	0.29	10	0.29	526	1	0.06	6	810	1600	4.32	501	1	268	<20
L844658		1	0.32	10	0.35	737	1	0.07	3	840	1415	4.63	325	1	401	<20
L844659		1	0.29	10	0.22	523	3	0.06	5	880	1745	4.36	284	1	240	<20
L844660		<1	0.30	10	0.17	415	2	0.07	7	830	1335	3.86	202	1	216	<20
L844661		2	0.28	10	0.42	1020	1	0.06	3	690	>10000	8.28	1675	1	251	<20
L844662		15	0.16	10	0.56	727	33	0.04	48	220	6290	>10.0	30	2	17	<20
L844663		<1	0.02	<10	12.00	209	<1	0.02	1	170	6	0.11	3	<1	44	<20
L844664		3	0.29	10	0.43	975	1	0.06	2	660	>10000	8.67	1905	1	245	<20
L844665		<1	0.32	10	0.39	1485	3	0.07	1	830	383	2.59	41	1	340	<20
L844666		<1	0.27	10	0.18	519	2	0.07	1	830	743	3.11	56	1	265	<20

ALS Canada Ltd.

2103 Dollarton Hwy
North Vancouver BC V7H 0A7
Phone: 604 984 0221 Fax: 604 984 0218 www.alsglobal.com

To: **EQUITY EXPLORATION CONSULTANTS LTD.**
SUITE 200, 900 WEST HASTINGS STREET
VANCOUVER BC V6C 1E5

Finalized Date: 7-DEC-2011
Account: EIABRX

Project: BRX11-01

CERTIFICATE OF ANALYSIS WH11210341

Sample Description	Method / Analyte / Units / LOR	ME-ICP41 Ti % 0.01	ME-ICP41 Tl ppm 10	ME-ICP41 U ppm 10	ME-ICP41 V ppm 1	ME-ICP41 W ppm 10	ME-ICP41 Zn ppm 2	Au-AA25 Au ppm 0.01	Au-GRA21 Au ppm 0.05	Ag-GRA21 Ag ppm 5	Cu-AA46 Cu % 0.001	Pb-AA46 Pb % 0.001	Zn-AA46 Zn % 0.001
L844627		<0.01	<10	<10	6	10	6200	0.15					
L844628		<0.01	<10	<10	5	10	5500	0.42		175			
L844629		<0.01	<10	<10	4	10	3260	0.11					
L844630		<0.01	<10	<10	3	<10	1230	0.09					
L844631		<0.01	<10	<10	5	10	4570	0.10					
L844632		<0.01	<10	<10	6	10	4130	0.38					
L844633		<0.01	<10	<10	5	10	>10000	0.43		97			1.645
L844634		<0.01	<10	<10	6	<10	960	0.03					
L844635		<0.01	<10	<10	5	10	8350	0.25					
L844636		<0.01	<10	<10	5	20	9300	0.28					
L844637		<0.01	<10	<10	6	10	7010	0.29					
L844638		<0.01	<10	<10	6	10	6870	0.27					
L844639		<0.01	<10	<10	4	<10	961	0.13					
L844640		0.11	<10	<10	77	30	8700	1.28			2.44		
L844641		<0.01	<10	10	<1	<10	56	<0.01					
L844642		<0.01	<10	<10	7	<10	2710	0.20					
L844643		<0.01	<10	<10	6	10	5830	0.16					
L844644		<0.01	<10	<10	5	<10	1970	0.08					
L844645		<0.01	<10	<10	5	10	5660	0.22					
L844646		<0.01	<10	<10	5	10	7940	0.33		122			
L844647		<0.01	<10	<10	4	10	7100	0.21					
L844648		<0.01	<10	<10	4	<10	3350	0.12					
L844649		<0.01	<10	<10	6	10	>10000	0.33					1.355
L844650		<0.01	<10	<10	5	10	8720	0.32					
L844651		<0.01	<10	<10	5	10	>10000	0.24		152			1.395
L844652		<0.01	<10	<10	6	10	3500	0.18					
L844653		<0.01	<10	<10	5	<10	3030	0.21					
L844654		<0.01	<10	<10	6	<10	3220	0.09					
L844655		<0.01	<10	<10	6	10	7170	0.13					
L844656		<0.01	<10	<10	5	<10	2010	0.15					
L844657		<0.01	<10	<10	6	<10	2650	0.20					
L844658		<0.01	<10	<10	5	10	4290	0.17					
L844659		<0.01	<10	<10	6	20	5180	0.26					
L844660		<0.01	<10	<10	5	10	4160	0.25					
L844661		<0.01	<10	<10	6	10	>10000	1.13		118		1.205	2.51
L844662		0.04	<10	<10	19	20	>10000	0.47			1.345		7.09
L844663		<0.01	<10	<10	1	<10	47	<0.01					
L844664		<0.01	<10	<10	6	10	>10000	1.14		157		1.250	2.76
L844665		<0.01	<10	<10	6	<10	1675	0.08					
L844666		<0.01	<10	<10	4	<10	3390	0.15					

ALS Canada Ltd.

2103 Dollarton Hwy
North Vancouver BC V7H 0A7
Phone: 604 984 0221 Fax: 604 984 0218 www.alsglobal.com

To: **EQUITY EXPLORATION CONSULTANTS LTD.**
SUITE 200, 900 WEST HASTINGS STREET
VANCOUVER BC V6C 1E5

Finalized Date: 7-DEC-2011
Account: EIABRX

Project: BRX11-01

CERTIFICATE OF ANALYSIS WH11210341

Sample Description	Method / Analyte / Units / LOR	WEI-21 Recvd Wt. kg 0.02	ME-ICP41 Ag ppm 0.2	ME-ICP41 Al % 0.01	ME-ICP41 As ppm 2	ME-ICP41 B ppm 10	ME-ICP41 Ba ppm 10	ME-ICP41 Be ppm 0.5	ME-ICP41 Bi ppm 2	ME-ICP41 Ca % 0.01	ME-ICP41 Cd ppm 0.5	ME-ICP41 Co ppm 1	ME-ICP41 Cr ppm 1	ME-ICP41 Cu ppm 1	ME-ICP41 Fe % 0.01	ME-ICP41 Ga ppm 10
L844667		3.20	51.2	0.56	6890	<10	60	<0.5	<2	0.73	93.2	6	2	138	4.12	<10
L844668		2.59	46.2	0.48	8430	<10	60	<0.5	<2	0.66	34.8	7	2	157	4.58	<10
L844669		3.37	94.2	0.52	9640	<10	50	<0.5	2	0.66	96.6	6	2	241	5.16	<10
L844670		3.21	27.4	0.53	>10000	<10	50	<0.5	<2	0.92	24.0	7	2	138	4.63	<10
L844671		3.73	27.0	0.58	9430	<10	30	<0.5	<2	0.74	55.0	7	2	161	4.59	<10
L844672		3.31	18.6	0.60	4340	<10	70	<0.5	<2	0.68	48.2	7	1	84	3.99	<10
L844673		2.48	27.3	0.66	5130	<10	70	<0.5	<2	0.53	34.6	6	3	54	3.66	<10
L844674		2.95	32.7	0.61	5660	<10	50	<0.5	<2	0.79	24.0	6	1	65	4.58	<10
L844675		3.16	18.9	0.64	7160	<10	40	<0.5	<2	1.02	39.8	6	2	48	4.85	<10
L844676		4.13	27.8	0.60	8660	<10	60	<0.5	<2	0.72	66.1	8	2	57	5.03	<10
L844677		3.18	18.5	0.64	6620	<10	40	<0.5	<2	0.86	49.1	8	3	50	4.93	<10
L844678		3.02	14.0	0.57	7010	<10	50	0.5	<2	0.93	21.1	8	1	32	4.53	<10
L844679		3.27	3.6	0.85	3380	<10	90	0.5	<2	1.28	7.9	7	2	22	3.66	<10
L844680		0.08	82.0	1.65	462	10	30	<0.5	15	2.05	56.5	28	79	>10000	6.29	10
L844681		0.67	<0.2	0.07	44	<10	20	<0.5	<2	>25.0	<0.5	<1	<1	18	0.07	<10
L844682		3.21	2.8	1.04	3170	<10	110	<0.5	<2	2.01	10.7	6	2	21	3.75	10
L844683		3.43	9.3	1.00	4030	<10	100	<0.5	3	1.29	26.2	8	2	37	4.11	<10
L844684		3.73	13.7	0.63	3820	<10	80	<0.5	<2	1.17	57.7	8	2	47	4.33	<10
L844685		3.52	7.5	0.61	3260	<10	80	<0.5	<2	0.89	35.5	7	1	30	4.27	<10
L844686		3.15	17.0	0.66	6600	<10	70	0.5	2	1.21	63.1	7	2	48	4.65	<10
L844687		3.21	13.4	0.62	5530	<10	70	0.5	<2	1.33	37.5	7	2	46	3.90	<10
L844688		3.24	22.2	0.57	5490	<10	30	0.5	3	0.67	40.8	7	1	61	4.80	<10
L844689		2.26	11.5	0.51	2030	<10	60	<0.5	2	0.56	17.2	6	1	30	3.84	<10
L844690		4.26	49.5	0.53	9540	<10	40	<0.5	4	0.57	20.3	6	1	94	6.21	<10
L844691		3.41	9.1	0.44	2710	<10	30	<0.5	<2	1.16	17.5	6	1	23	4.49	<10
L844692		2.84	20.6	0.58	3120	<10	50	0.5	3	0.62	48.0	7	1	57	4.10	<10
L844693		3.34	13.1	0.69	4430	<10	70	<0.5	<2	0.90	33.3	7	2	48	4.61	<10
L844694		3.30	28.3	0.55	4060	<10	80	<0.5	4	0.42	85.8	7	2	81	4.29	<10
L844695		3.53	21.6	0.55	4750	<10	90	<0.5	4	0.63	69.5	8	2	103	3.66	<10
L844696		3.24	14.4	0.62	3530	<10	80	<0.5	2	0.65	65.7	7	2	54	3.77	<10
L844697		3.11	8.3	0.83	1320	<10	40	<0.5	<2	0.90	56.8	8	2	48	3.78	<10
L844698		3.14	22.5	0.56	2550	<10	40	<0.5	<2	0.44	219	7	1	60	3.81	<10
L844699		2.31	10.9	0.51	2300	<10	30	<0.5	<2	0.48	101.5	7	1	43	3.37	<10
L844700		0.08	43.2	0.85	151	<10	20	<0.5	47	0.53	237	186	53	>10000	18.6	20
L844701		0.52	<0.2	0.08	33	<10	30	<0.5	2	21.0	1.1	1	1	19	0.51	<10
L844702		6.39	18.4	0.42	546	<10	40	<0.5	5	0.51	43.9	7	1	254	3.33	<10
L844703		2.30	66.6	0.55	4900	<10	20	<0.5	74	0.98	95.9	5	1	>10000	11.15	<10
L844704		3.30	67.3	0.47	4260	<10	30	<0.5	52	0.58	66.8	4	1	>10000	12.50	<10
L844705		3.48	87.0	0.49	3960	<10	20	<0.5	57	0.76	75.1	4	1	>10000	12.35	<10
L844706		3.18	20.8	0.56	2900	<10	30	<0.5	36	0.49	52.0	5	1	4830	8.45	<10

ALS Canada Ltd.
2103 Dollarton Hwy
North Vancouver BC V7H 0A7
Phone: 604 984 0221 Fax: 604 984 0218 www.alsglobal.com

To: **EQUITY EXPLORATION CONSULTANTS LTD.**
SUITE 200, 900 WEST HASTINGS STREET
VANCOUVER BC V6C 1E5

Finalized Date: 7-DEC-2011
Account: EIABRX

Project: BRX11- 01

CERTIFICATE OF ANALYSIS WH11210341

Sample Description	Method / Analyte / Units / LOR	ME-ICP41 Hg ppm 1	ME-ICP41 K % 0.01	ME-ICP41 La ppm 10	ME-ICP41 Mg % 0.01	ME-ICP41 Mn ppm 5	ME-ICP41 Mo ppm 1	ME-ICP41 Na % 0.01	ME-ICP41 Ni ppm 1	ME-ICP41 P ppm 10	ME-ICP41 Pb ppm 2	ME-ICP41 S % 0.01	ME-ICP41 Sb ppm 2	ME-ICP41 Sc ppm 1	ME-ICP41 Sr ppm 1	ME-ICP41 Th ppm 20
L844667		1	0.31	10	0.19	445	2	0.06	4	840	2140	4.60	264	1	222	<20
L844668		<1	0.29	10	0.14	307	1	0.07	5	770	2300	4.93	450	1	222	<20
L844669		1	0.30	10	0.16	315	3	0.06	6	790	2980	6.04	428	1	199	<20
L844670		<1	0.30	10	0.21	455	3	0.07	8	870	1935	4.79	364	1	268	<20
L844671		<1	0.33	10	0.19	417	3	0.07	8	890	1340	4.81	228	1	266	<20
L844672		1	0.28	10	0.20	697	1	0.07	3	810	800	4.19	99	1	193	<20
L844673		<1	0.34	10	0.17	323	1	0.07	4	820	1615	3.79	95	1	161	<20
L844674		<1	0.31	10	0.23	505	2	0.07	3	800	1265	4.81	114	1	215	<20
L844675		<1	0.29	10	0.31	562	1	0.05	5	590	745	5.28	73	1	259	<20
L844676		1	0.30	10	0.22	480	1	0.05	6	770	2060	5.48	108	1	201	<20
L844677		2	0.31	10	0.26	725	3	0.06	6	830	953	5.56	95	1	211	<20
L844678		<1	0.31	10	0.28	1100	<1	0.06	5	810	731	4.74	75	1	250	<20
L844679		1	0.32	10	0.43	3690	2	0.07	3	810	174	3.19	31	2	314	<20
L844680		3	0.37	10	1.44	788	1340	0.09	248	1290	8550	4.46	71	7	210	<20
L844681		<1	0.02	<10	2.26	34	1	0.01	2	70	21	0.13	3	1	5260	30
L844682		<1	0.27	10	0.73	5650	<1	0.05	2	880	251	2.65	28	2	375	<20
L844683		<1	0.26	10	0.60	2440	<1	0.05	3	920	390	3.23	46	2	319	<20
L844684		<1	0.29	10	0.42	1215	1	0.05	6	780	723	4.56	54	1	274	<20
L844685		<1	0.28	10	0.30	1285	1	0.06	3	850	354	4.36	38	1	226	<20
L844686		1	0.32	10	0.41	1625	1	0.06	6	800	986	4.78	69	1	283	<20
L844687		<1	0.32	10	0.39	1765	1	0.05	6	830	480	3.91	61	1	307	<20
L844688		<1	0.32	10	0.18	886	1	0.06	7	900	668	5.16	70	1	182	<20
L844689		1	0.31	10	0.12	981	<1	0.05	1	740	389	4.11	35	1	160	<20
L844690		<1	0.31	10	0.13	935	1	0.05	2	910	917	7.03	135	1	156	<20
L844691		1	0.26	10	0.31	2880	2	0.06	3	480	548	4.94	36	1	365	<20
L844692		<1	0.34	10	0.16	1310	1	0.06	3	820	863	4.45	55	1	393	<20
L844693		1	0.28	10	0.34	2420	1	0.05	11	780	533	4.71	48	1	172	<20
L844694		1	0.31	10	0.10	590	<1	0.05	4	800	1145	4.80	58	1	132	<20
L844695		<1	0.29	10	0.17	888	5	0.05	7	900	798	3.98	70	1	165	<20
L844696		1	0.32	10	0.18	909	7	0.06	6	840	691	4.16	41	1	172	<20
L844697		<1	0.30	10	0.38	2660	<1	0.06	3	930	531	3.69	30	2	226	<20
L844698		<1	0.33	10	0.10	510	1	0.06	4	860	1745	4.58	44	1	160	<20
L844699		<1	0.32	10	0.10	678	1	0.06	9	630	1585	3.82	37	1	197	<20
L844700		14	0.17	10	0.57	749	37	0.03	47	230	6820	>10.0	32	2	17	<20
L844701		1	0.04	<10	12.70	225	<1	<0.01	3	190	17	0.07	3	<1	44	<20
L844702		<1	0.27	10	0.10	858	<1	0.04	2	690	2720	3.82	103	1	138	<20
L844703		1	0.33	10	0.31	940	1	0.06	2	1330	3770	>10.0	2500	1	176	<20
L844704		1	0.28	10	0.14	386	7	0.05	1	1330	3500	>10.0	2070	1	134	<20
L844705		1	0.29	10	0.22	606	1	0.05	<1	1170	4350	>10.0	2470	1	150	<20
L844706		<1	0.34	10	0.08	271	1	0.05	1	1180	2310	>10.0	366	1	148	<20

ALS Canada Ltd.
2103 Dollarton Hwy
North Vancouver BC V7H 0A7
Phone: 604 984 0221 Fax: 604 984 0218 www.alsglobal.com

To: **EQUITY EXPLORATION CONSULTANTS LTD.**
SUITE 200, 900 WEST HASTINGS STREET
VANCOUVER BC V6C 1E5

Finalized Date: 7-DEC-2011
Account: EIABRX

Project: BRX11-01

CERTIFICATE OF ANALYSIS WH11210341

Sample Description	Method / Analyte / Units / LOR	ME-ICP41 Ti % 0.01	ME-ICP41 Tl ppm 10	ME-ICP41 U ppm 10	ME-ICP41 V ppm 1	ME-ICP41 W ppm 10	ME-ICP41 Zn ppm 2	Au-AA25 Au ppm 0.01	Au-GRA21 Au ppm 0.05	Ag-GRA21 Ag ppm 5	Cu-AA46 Cu % 0.001	Pb-AA46 Pb % 0.001	Zn-AA46 Zn % 0.001
L844667		<0.01	<10	<10	5	20	9620	0.40					
L844668		<0.01	<10	<10	4	10	6060	0.35					
L844669		<0.01	<10	<10	5	10	8800	0.43					
L844670		<0.01	<10	<10	6	10	4050	0.34					
L844671		<0.01	<10	<10	6	10	5630	0.29					
L844672		<0.01	<10	<10	6	10	4680	0.16					
L844673		<0.01	<10	<10	6	<10	3540	0.11					
L844674		<0.01	<10	<10	6	<10	2740	0.11					
L844675		<0.01	<10	<10	7	10	4710	0.15					
L844676		<0.01	<10	<10	7	20	8140	0.16					
L844677		<0.01	<10	<10	8	20	6910	0.09					
L844678		<0.01	<10	<10	7	10	4250	0.08					
L844679		<0.01	<10	<10	13	<10	1190	0.01					
L844680		0.11	<10	<10	78	40	9370	1.31			2.51		
L844681		<0.01	<10	<10	1	<10	43	<0.01					
L844682		<0.01	<10	<10	17	10	1740	<0.01					
L844683		<0.01	<10	<10	16	10	2590	0.04					
L844684		<0.01	<10	<10	7	20	6060	0.08					
L844685		<0.01	<10	<10	7	10	3890	0.06					
L844686		<0.01	<10	<10	8	20	7030	0.09					
L844687		<0.01	<10	<10	6	10	3700	0.08					
L844688		<0.01	<10	<10	6	10	4650	0.10					
L844689		<0.01	<10	<10	5	10	2370	0.04					
L844690		<0.01	<10	<10	6	10	3990	0.15					
L844691		<0.01	<10	<10	6	10	3720	0.05					
L844692		<0.01	<10	<10	8	10	5830	0.09					
L844693		<0.01	<10	<10	9	10	5300	0.12					
L844694		<0.01	<10	<10	6	20	9200	0.10					
L844695		<0.01	<10	<10	6	20	8830	0.14					
L844696		<0.01	<10	<10	7	20	9120	0.10					
L844697		<0.01	<10	<10	14	10	5900	0.08					
L844698		<0.01	<10	<10	6	10	>10000	0.08					1.240
L844699		<0.01	<10	<10	5	10	7210	0.09					
L844700		0.04	10	<10	19	10	>10000	0.44			1.330		7.16
L844701		<0.01	<10	<10	2	<10	189	<0.01					
L844702		<0.01	<10	<10	3	10	3370	0.18					
L844703		<0.01	<10	10	7	10	3530	4.54	4.78		1.415		
L844704		<0.01	<10	<10	5	10	2240	5.94	6.02		1.625		
L844705		<0.01	<10	<10	6	10	2370	5.04	5.33		2.21		
L844706		<0.01	<10	<10	6	10	2690	3.70	3.76				

ALS Canada Ltd.

2103 Dollarton Hwy
North Vancouver BC V7H 0A7
Phone: 604 984 0221 Fax: 604 984 0218 www.alsglobal.com

To: **EQUITY EXPLORATION CONSULTANTS LTD.**
SUITE 200, 900 WEST HASTINGS STREET
VANCOUVER BC V6C 1E5

Finalized Date: 7-DEC-2011
Account: EIABRX

Project: BRX11-01

CERTIFICATE OF ANALYSIS WH11210341

Sample Description	Method / Analyte / Units / LOR	WEI-21 Recvd Wt. kg 0.02	ME-ICP41 Ag ppm 0.2	ME-ICP41 Al % 0.01	ME-ICP41 As ppm 2	ME-ICP41 B ppm 10	ME-ICP41 Ba ppm 10	ME-ICP41 Be ppm 0.5	ME-ICP41 Bi ppm 2	ME-ICP41 Ca % 0.01	ME-ICP41 Cd ppm 0.5	ME-ICP41 Co ppm 1	ME-ICP41 Cr ppm 1	ME-ICP41 Cu ppm 1	ME-ICP41 Fe % 0.01	ME-ICP41 Ga ppm 10
L844707		3.45	2.6	0.53	1210	<10	50	<0.5	2	0.23	16.2	7	2	234	3.35	<10
L844708		2.83	2.7	0.55	504	<10	70	<0.5	<2	0.22	9.5	7	1	30	2.66	<10
L844709		1.77	3.0	0.47	618	<10	110	<0.5	3	0.25	10.2	7	1	94	2.36	<10
L844710		3.10	>100	0.50	2350	<10	20	<0.5	80	0.73	78.0	5	1	>10000	10.30	<10
L844711		3.71	>100	0.44	4150	<10	10	<0.5	151	0.75	165.0	5	1	>10000	10.60	<10
L844712		2.93	>100	0.46	3210	<10	10	<0.5	113	0.57	161.0	5	<1	>10000	12.00	<10
L844713		0.43	5.0	0.04	20	<10	20	<0.5	2	19.4	0.8	<1	<1	187	0.46	<10
L844714		3.64	19.6	0.46	1460	<10	30	<0.5	17	0.32	46.5	7	1	1555	5.15	<10
L844715		4.04	>100	0.40	4810	<10	10	<0.5	76	0.96	255	3	1	9830	11.95	<10
L844716		3.28	29.3	0.56	3010	<10	20	<0.5	24	0.58	76.3	7	1	2720	7.19	<10
L844717		3.49	24.0	0.48	2200	<10	20	<0.5	43	0.37	52.6	7	1	3330	7.23	<10
L844718		4.72	12.2	0.49	2980	<10	20	<0.5	17	0.27	60.2	8	2	1015	6.70	<10
L844719		2.88	33.9	0.49	1935	<10	30	<0.5	32	0.39	35.7	6	1	1385	6.20	<10
L844720		3.76	63.7	0.46	2730	<10	20	<0.5	35	1.29	92.3	4	1	2910	10.65	<10
L844721		<0.02	73.0	0.50	2750	<10	20	<0.5	38	1.44	97.6	4	1	3260	11.00	<10
L844722		0.08	76.2	1.53	457	<10	30	<0.5	4	1.92	53.4	27	74	>10000	5.90	<10
L844723		0.67	0.2	0.05	12	<10	10	<0.5	<2	20.4	<0.5	<1	<1	34	0.50	<10
L844724		3.27	26.0	0.47	1405	<10	60	<0.5	2	0.68	233	8	2	92	4.10	<10
L844725		2.75	28.4	0.44	2710	<10	60	<0.5	<2	0.91	260	8	3	57	3.61	<10
L844726		2.29	16.8	0.57	477	<10	40	0.6	2	1.67	357	11	4	55	4.06	<10
L844727		6.16	14.4	0.50	2100	<10	50	0.5	2	0.91	339	8	4	66	3.30	<10
L844728		8.00	0.7	0.62	106	<10	280	0.7	<2	2.92	14.1	18	1	28	4.68	<10
L844729		5.87	0.5	0.72	85	<10	520	0.8	<2	3.57	2.3	18	2	26	5.02	<10
L844730		5.68	<0.2	0.82	34	<10	1180	0.9	<2	3.71	<0.5	18	3	28	4.74	<10
L844731		4.64	1.6	0.65	377	<10	240	0.7	<2	3.41	8.1	17	2	28	4.87	<10
L844732		5.50	4.0	0.59	2850	<10	30	0.5	<2	1.58	60.6	7	3	25	3.79	<10
L844733		6.00	1.8	0.64	376	<10	70	0.7	<2	2.00	9.4	13	2	24	3.98	<10
L844734		3.05	0.2	0.79	75	<10	880	0.9	<2	3.44	<0.5	18	2	28	4.83	<10
L844735		2.94	0.6	0.79	141	<10	330	0.8	<2	3.19	2.2	20	2	28	5.36	<10
L844736		3.29	4.7	0.50	1130	<10	30	0.6	<2	1.24	17.0	7	1	116	3.35	<10
L844737		2.77	2.8	0.49	2460	<10	10	<0.5	3	0.94	5.2	6	2	144	6.69	<10
L844738		3.23	1.1	0.48	1430	<10	30	<0.5	<2	0.66	3.6	7	1	26	4.35	<10
L844739		3.26	0.5	0.54	1300	<10	60	<0.5	<2	1.24	2.0	6	2	14	3.49	<10
L844740		0.08	39.5	0.81	149	<10	10	<0.5	45	0.52	230	175	54	>10000	17.5	10
L844741		3.40	1.5	0.48	1430	<10	50	<0.5	2	0.47	7.1	8	2	86	5.56	<10
L844742		2.91	1.2	0.48	1445	<10	40	<0.5	2	0.45	8.9	7	3	73	5.29	<10
L844743		1.61	1.6	0.45	1660	<10	30	<0.5	<2	0.38	11.3	8	4	77	5.88	<10
L844744		2.74	1.6	0.50	1845	<10	20	<0.5	<2	0.30	6.8	9	3	75	6.42	<10
L844745		2.93	1.6	0.49	1505	<10	20	<0.5	2	0.32	10.8	8	3	132	6.68	<10
L844746		3.72	1.4	0.44	1380	<10	20	<0.5	<2	0.34	6.5	8	3	101	6.40	<10

ALS Canada Ltd.

2103 Dollarton Hwy
North Vancouver BC V7H 0A7
Phone: 604 984 0221 Fax: 604 984 0218 www.alsglobal.com

To: **EQUITY EXPLORATION CONSULTANTS LTD.**
SUITE 200, 900 WEST HASTINGS STREET
VANCOUVER BC V6C 1E5

Finalized Date: 7-DEC-2011
Account: EIABRX

Project: BRX11-01

CERTIFICATE OF ANALYSIS WH11210341

Sample Description	Method / Analyte / Units / LOR	ME-ICP41 Hg ppm 1	ME-ICP41 K % 0.01	ME-ICP41 La ppm 10	ME-ICP41 Mg % 0.01	ME-ICP41 Mn ppm 5	ME-ICP41 Mo ppm 1	ME-ICP41 Na % 0.01	ME-ICP41 Ni ppm 1	ME-ICP41 P ppm 10	ME-ICP41 Pb ppm 2	ME-ICP41 S % 0.01	ME-ICP41 Sb ppm 2	ME-ICP41 Sc ppm 1	ME-ICP41 Sr ppm 1	ME-ICP41 Th ppm 20
L844707		<1	0.34	10	0.04	172	1	0.05	2	740	172	3.68	26	1	109	<20
L844708		<1	0.34	10	0.04	150	<1	0.05	2	810	134	2.98	16	1	134	<20
L844709		<1	0.32	10	0.05	269	<1	0.03	2	640	319	2.58	18	1	100	<20
L844710		<1	0.31	10	0.24	568	1	0.05	1	1000	2030	>10.0	1550	1	144	<20
L844711		4	0.26	10	0.23	628	1	0.06	6	990	3780	>10.0	9660	3	150	<20
L844712		1	0.28	10	0.15	500	1	0.05	<1	860	7120	>10.0	2690	1	166	<20
L844713		<1	0.02	10	11.60	187	<1	0.02	5	180	22	0.09	54	<1	41	<20
L844714		<1	0.27	10	0.07	162	<1	0.06	4	830	1545	6.17	421	1	160	<20
L844715		2	0.24	10	0.34	738	1	0.05	2	690	>10000	>10.0	3010	1	171	<20
L844716		1	0.34	10	0.14	441	1	0.07	6	800	2900	8.81	972	1	194	<20
L844717		<1	0.28	10	0.07	213	<1	0.07	3	880	2420	8.81	813	1	176	<20
L844718		<1	0.29	10	0.04	95	2	0.07	5	810	1890	8.03	328	1	159	<20
L844719		<1	0.30	10	0.06	190	1	0.06	2	870	1550	7.46	725	1	152	<20
L844720		<1	0.28	10	0.42	850	1	0.06	5	810	3710	>10.0	1395	1	238	<20
L844721		1	0.29	10	0.50	949	1	0.06	3	760	3960	>10.0	1510	1	246	<20
L844722		3	0.34	10	1.34	735	1240	0.10	231	1210	7850	4.19	69	7	195	<20
L844723		<1	0.03	10	12.20	203	1	0.02	4	170	21	0.06	9	<1	46	<20
L844724		1	0.29	10	0.12	266	2	0.06	9	820	4490	4.81	65	1	222	<20
L844725		1	0.26	10	0.28	319	2	0.06	9	730	4910	4.46	45	1	219	<20
L844726		2	0.32	10	0.62	521	5	0.08	14	1170	3820	3.29	29	3	447	<20
L844727		<1	0.29	10	0.28	343	3	0.05	12	730	3150	3.76	41	1	257	<20
L844728		1	0.33	30	1.66	1005	1	0.12	14	2730	110	0.77	16	9	613	<20
L844729		<1	0.36	30	1.90	1435	1	0.15	14	2910	48	0.59	16	10	751	<20
L844730		<1	0.44	40	2.12	1185	1	0.15	13	3280	10	0.19	4	10	1110	<20
L844731		<1	0.35	30	1.76	1370	1	0.13	15	2840	147	1.09	22	9	706	<20
L844732		1	0.30	10	0.45	2700	1	0.07	12	740	589	3.94	55	1	303	<20
L844733		<1	0.35	20	0.93	1275	1	0.10	10	1940	187	1.73	19	6	408	<20
L844734		<1	0.45	40	2.08	1635	1	0.16	13	3340	15	0.33	6	10	808	<20
L844735		<1	0.38	30	1.74	2450	1	0.15	16	3140	45	0.93	14	10	613	<20
L844736		<1	0.29	10	0.15	1230	2	0.08	4	790	255	3.64	72	1	325	<20
L844737		<1	0.31	10	0.26	1335	2	0.06	8	720	151	7.76	66	1	249	<20
L844738		<1	0.29	10	0.15	936	<1	0.07	4	830	126	4.65	13	1	197	<20
L844739		<1	0.28	10	0.36	2120	<1	0.08	3	880	98	3.33	8	1	282	<20
L844740		14	0.16	10	0.55	723	34	0.05	48	220	6540	>10.0	22	2	18	<20
L844741		<1	0.30	10	0.11	453	3	0.06	9	770	166	6.45	28	1	186	<20
L844742		<1	0.31	10	0.11	403	3	0.05	12	740	197	6.18	28	1	194	<20
L844743		1	0.29	10	0.09	312	5	0.05	14	710	152	6.99	30	1	167	<20
L844744		<1	0.32	10	0.05	157	11	0.05	13	730	152	7.54	30	1	161	<20
L844745		<1	0.31	10	0.06	226	6	0.05	11	780	163	7.96	50	1	154	<20
L844746		<1	0.28	10	0.04	162	4	0.06	12	830	124	7.66	39	1	166	<20

ALS Canada Ltd.
2103 Dollarton Hwy
North Vancouver BC V7H 0A7
Phone: 604 984 0221 Fax: 604 984 0218 www.alsglobal.com

To: **EQUITY EXPLORATION CONSULTANTS LTD.**
SUITE 200, 900 WEST HASTINGS STREET
VANCOUVER BC V6C 1E5

Finalized Date: 7-DEC-2011
Account: EIABRX

Project: BRX11-01

CERTIFICATE OF ANALYSIS WH11210341

Sample Description	Method / Analyte / Units / LOR	ME-ICP41 Ti % 0.01	ME-ICP41 Tl ppm 10	ME-ICP41 U ppm 10	ME-ICP41 V ppm 1	ME-ICP41 W ppm 10	ME-ICP41 Zn ppm 2	Au-AA25 Au ppm 0.01	Au-GRA21 Au ppm 0.05	Ag-GRA21 Ag ppm 5	Cu-AA46 Cu % 0.001	Pb-AA46 Pb % 0.001	Zn-AA46 Zn % 0.001
L844707		<0.01	<10	<10	6	<10	2050	0.42					
L844708		<0.01	<10	<10	6	<10	1700	0.27					
L844709		<0.01	<10	<10	4	<10	1270	0.33					
L844710		<0.01	<10	<10	7	10	3080	5.39	5.96	160	2.15		
L844711		<0.01	<10	<10	9	<10	4780	11.55	13.20	850	4.28		
L844712		<0.01	<10	<10	6	<10	3000	8.63	8.55	183	1.495		
L844713		<0.01	<10	<10	2	<10	33	0.03					
L844714		<0.01	<10	<10	4	<10	2270	2.82					
L844715		<0.01	<10	<10	6	<10	8710	5.24	5.29	108		1.315	
L844716		<0.01	<10	<10	5	<10	3000	2.34					
L844717		<0.01	<10	<10	5	<10	1700	4.15	4.34				
L844718		<0.01	<10	<10	6	<10	2630	1.49					
L844719		<0.01	<10	<10	5	<10	1965	1.94					
L844720		<0.01	<10	<10	7	<10	3190	1.98					
L844721		<0.01	<10	<10	8	<10	3280	2.21					
L844722		0.10	<10	<10	71	<10	8760	1.38			2.38		
L844723		<0.01	<10	<10	2	<10	33	<0.01					
L844724		<0.01	<10	<10	5	<10	7810	0.26					
L844725		<0.01	<10	<10	5	<10	>10000	0.24					1.380
L844726		<0.01	<10	<10	19	<10	>10000	0.11					1.425
L844727		<0.01	<10	<10	6	<10	>10000	0.10					1.400
L844728		<0.01	<10	<10	42	<10	998	0.01					
L844729		0.01	<10	<10	54	<10	327	<0.01					
L844730		0.01	<10	<10	71	<10	96	<0.01					
L844731		<0.01	<10	<10	49	<10	1220	<0.01					
L844732		<0.01	<10	<10	7	<10	5560	0.01					
L844733		<0.01	<10	<10	31	<10	1315	<0.01					
L844734		0.02	<10	<10	67	<10	117	<0.01					
L844735		0.01	<10	<10	57	<10	457	<0.01					
L844736		<0.01	<10	<10	5	<10	2620	0.04					
L844737		<0.01	<10	<10	6	<10	565	0.54					
L844738		<0.01	<10	<10	5	<10	789	0.06					
L844739		<0.01	<10	<10	6	<10	726	0.01					
L844740		0.04	<10	<10	18	10	>10000	0.49			1.325		7.06
L844741		<0.01	<10	<10	5	<10	930	0.26					
L844742		<0.01	<10	<10	5	<10	1105	0.11					
L844743		<0.01	<10	<10	5	<10	1350	0.10					
L844744		<0.01	<10	<10	6	<10	696	0.12					
L844745		<0.01	<10	<10	6	<10	939	0.21					
L844746		<0.01	<10	<10	5	<10	658	0.17					

ALS Canada Ltd.

2103 Dollarton Hwy
North Vancouver BC V7H 0A7
Phone: 604 984 0221 Fax: 604 984 0218 www.alsglobal.com

To: **EQUITY EXPLORATION CONSULTANTS LTD.**
SUITE 200, 900 WEST HASTINGS STREET
VANCOUVER BC V6C 1E5

Finalized Date: 7-DEC-2011
Account: EIABRX

Project: BRX11-01

CERTIFICATE OF ANALYSIS WH11210341

Sample Description	Method	WEI-21	ME-ICP41	ME-ICP41	ME-ICP41	ME-ICP41	ME-ICP41	ME-ICP41	ME-ICP41	ME-ICP41	ME-ICP41	ME-ICP41	ME-ICP41	ME-ICP41	ME-ICP41	ME-ICP41
	Analyte	Recvd Wt.	Ag	Al	As	B	Ba	Be	Bi	Ca	Cd	Co	Cr	Cu	Fe	Ga
	Units	kg	ppm	%	ppm	ppm	ppm	ppm	ppm	%	ppm	ppm	ppm	ppm	%	ppm
	LOR	0.02	0.2	0.01	2	10	10	0.5	2	0.01	0.5	1	1	1	0.01	10
L844747		3.14	1.8	0.41	1210	<10	20	<0.5	7	0.37	10.6	8	4	206	6.56	<10
L844748		3.30	1.6	0.41	1370	<10	20	<0.5	7	0.47	11.0	8	3	182	6.69	<10
L844749		3.80	2.9	0.36	1120	<10	30	<0.5	10	0.64	9.8	9	3	381	5.57	<10
L844750		2.72	4.0	0.45	1070	<10	20	<0.5	9	0.70	10.5	9	4	522	5.18	<10
L844751		3.02	5.2	0.54	1070	<10	10	<0.5	12	1.84	13.3	12	3	738	5.74	<10
L844752		3.16	5.5	0.44	1080	<10	20	<0.5	14	0.89	11.7	9	3	782	5.15	<10
L844753		2.69	14.1	0.41	1590	<10	20	<0.5	18	0.82	28.8	9	3	2940	6.06	<10
L844754		3.29	11.8	0.42	724	<10	20	<0.5	9	0.59	13.3	10	3	1880	3.74	<10
L844755		3.13	10.9	0.43	776	<10	50	<0.5	9	0.67	10.5	8	3	1620	3.91	<10
L844756		3.02	8.7	0.47	1100	<10	20	<0.5	7	0.88	8.9	8	3	1305	4.43	<10
L844757		3.54	6.8	0.39	977	<10	30	<0.5	8	0.71	8.1	8	3	1050	3.75	<10
L844758		3.44	2.9	0.47	547	<10	70	<0.5	2	0.56	4.2	8	2	321	2.46	<10
L844759		4.04	7.6	0.45	523	<10	30	<0.5	3	0.62	12.7	10	3	1555	3.47	<10
L844760		4.49	3.1	0.65	1250	<10	50	<0.5	2	0.41	9.0	10	4	714	3.58	<10
L844761		<0.02	3.1	0.63	1460	<10	40	<0.5	2	0.40	8.9	10	5	792	3.80	<10
L844762		0.09	81.2	1.60	464	<10	20	<0.5	5	1.91	52.4	27	72	>10000	5.86	<10
L844763		0.61	<0.2	0.06	7	<10	10	<0.5	<2	>25.0	<0.5	1	1	13	0.05	<10

ALS Canada Ltd.

2103 Dollarton Hwy
North Vancouver BC V7H 0A7
Phone: 604 984 0221 Fax: 604 984 0218 www.alsglobal.com

To: **EQUITY EXPLORATION CONSULTANTS LTD.**
SUITE 200, 900 WEST HASTINGS STREET
VANCOUVER BC V6C 1E5

Finalized Date: 7-DEC-2011
Account: EIABRX

Project: BRX11-01

CERTIFICATE OF ANALYSIS WH11210341

Sample Description	Method	ME-ICP41	ME-ICP41	ME-ICP41	ME-ICP41	ME-ICP41	ME-ICP41	ME-ICP41	ME-ICP41	ME-ICP41	ME-ICP41	ME-ICP41	ME-ICP41	ME-ICP41	ME-ICP41	ME-ICP41
	Analyte	Hg	K	La	Mg	Mn	Mo	Na	Ni	P	Pb	S	Sb	Sc	Sr	Th
	Units	ppm	%	ppm	%	ppm	ppm	%	ppm	ppm	ppm	%	ppm	ppm	ppm	ppm
	LOR	1	0.01	10	0.01	5	1	0.01	1	10	2	0.01	2	1	1	20
L844747		<1	0.30	10	0.08	294	5	0.04	23	660	123	7.87	67	1	144	<20
L844748		<1	0.29	10	0.11	391	4	0.04	15	710	125	7.94	61	1	181	<20
L844749		<1	0.26	10	0.15	461	3	0.04	16	700	126	6.62	132	1	202	<20
L844750		<1	0.31	10	0.17	511	3	0.04	14	740	133	6.11	176	1	218	<20
L844751		<1	0.32	10	0.53	1035	2	0.06	14	1340	199	5.91	228	3	590	<20
L844752		1	0.29	10	0.25	618	3	0.04	17	760	191	6.01	252	1	271	<20
L844753		1	0.28	10	0.23	607	3	0.03	15	730	256	7.40	1105	1	251	<20
L844754		1	0.29	10	0.15	455	4	0.04	16	760	172	4.17	562	1	207	<20
L844755		<1	0.29	10	0.19	620	3	0.04	9	740	185	4.34	337	1	251	<20
L844756		1	0.30	10	0.29	965	3	0.04	10	720	159	4.85	141	1	275	<20
L844757		1	0.27	10	0.20	688	4	0.04	9	710	163	4.09	63	1	275	<20
L844758		<1	0.29	10	0.16	650	4	0.05	5	780	95	2.51	23	1	201	<20
L844759		<1	0.27	10	0.20	734	4	0.04	12	770	138	3.74	53	1	191	<20
L844760		1	0.32	10	0.26	829	6	0.04	13	750	119	3.69	19	1	155	<20
L844761		<1	0.31	10	0.24	768	5	0.04	14	740	106	3.94	20	1	153	<20
L844762		3	0.37	10	1.37	755	1220	0.09	227	1210	7630	4.18	65	7	207	<20
L844763		<1	0.02	<10	2.17	38	<1	0.01	1	70	3	0.10	<2	<1	4430	20

ALS Canada Ltd.

2103 Dollarton Hwy
North Vancouver BC V7H 0A7
Phone: 604 984 0221 Fax: 604 984 0218 www.alsglobal.com

To: **EQUITY EXPLORATION CONSULTANTS LTD.**
SUITE 200, 900 WEST HASTINGS STREET
VANCOUVER BC V6C 1E5

Finalized Date: 7-DEC-2011
Account: EIABRX

Project: BRX11-01

CERTIFICATE OF ANALYSIS WH11210341

Sample Description	Method	ME-ICP41	ME-ICP41	ME-ICP41	ME-ICP41	ME-ICP41	ME-ICP41	Au-AA25	Au-GRA21	Ag-GRA21	Cu-AA46	Pb-AA46	Zn-AA46
	Analyte	Ti	Tl	U	V	W	Zn	Au	Au	Ag	Cu	Pb	Zn
	Units	%	ppm	ppm	ppm	ppm	ppm	ppm	ppm	ppm	%	%	%
	LOR	0.01	10	10	1	10	2	0.01	0.05	5	0.001	0.001	0.001
L844747		0.01	<10	<10	6	<10	705	0.29					
L844748		<0.01	<10	<10	5	<10	710	0.30					
L844749		<0.01	<10	<10	5	<10	680	0.34					
L844750		<0.01	<10	<10	5	<10	849	0.30					
L844751		<0.01	<10	<10	14	<10	942	0.36					
L844752		<0.01	<10	<10	5	<10	966	0.41					
L844753		<0.01	<10	<10	5	<10	1640	0.70					
L844754		<0.01	<10	<10	5	<10	1010	0.40					
L844755		<0.01	<10	<10	5	<10	977	0.50					
L844756		<0.01	<10	<10	6	<10	1100	0.81					
L844757		<0.01	<10	<10	5	<10	1120	0.49					
L844758		<0.01	<10	<10	5	<10	651	0.25					
L844759		<0.01	<10	<10	5	<10	1090	0.48					
L844760		<0.01	<10	<10	9	<10	1165	0.29					
L844761		<0.01	<10	<10	8	<10	1110	0.35					
L844762		0.10	<10	<10	71	<10	8740	1.39			2.46		
L844763		<0.01	<10	<10	1	<10	10	<0.01					

ALS Canada Ltd.

2103 Dollarton Hwy
North Vancouver BC V7H 0A7
Phone: 604 984 0221 Fax: 604 984 0218 www.alsglobal.com

To: **EQUITY EXPLORATION CONSULTANTS LTD.**
SUITE 200, 900 WEST HASTINGS STREET
VANCOUVER BC V6C 1E5

Finalized Date: 2-DEC-2011
Account: EIABRX

CERTIFICATE WH11210340

Project: BRX11- 01

P.O. No.: BRX11-01_28

This report is for 100 Drill Core samples submitted to our lab in Whitehorse, YT, Canada on 12-OCT-2011.

The following have access to data associated with this certificate:

HENRY AWMACK EQUITY ENG EMAIL RYAN TOOLE	DARCY BAKER TOBY HUGHES	WANDA CARTER SORIN POSESCU

SAMPLE PREPARATION

ALS CODE	DESCRIPTION
WEI-21	Received Sample Weight
LOG-24	Pulp Login - Rcd w/o Barcode
LOG-22d	Sample login - Rcd w/o BarCode dup
SPL-21d	Split sample - duplicate
PUL-31d	Pulverize Split - duplicate
LOG-22	Sample login - Rcd w/o BarCode
CRU-QC	Crushing QC Test
PUL-QC	Pulverizing QC Test
CRU-31	Fine crushing - 70% <2mm
SPL-21	Split sample - riffle splitter
PUL-31	Pulverize split to 85% <75 um

ANALYTICAL PROCEDURES

ALS CODE	DESCRIPTION	INSTRUMENT
Cu-AA46	Ore grade Cu - aqua regia/AA	AAS
Zn-AA46	Ore grade Zn - aqua regia/AA	AAS
ME-ICP41	35 Element Aqua Regia ICP-AES	ICP-AES
Au-AA25	Ore Grade Au 30g FA AA finish	AAS

To: **EQUITY EXPLORATION CONSULTANTS LTD.**
ATTN: WANDA CARTER
SUITE 200, 900 WEST HASTINGS STREET
VANCOUVER BC V6C 1E5

This is the Final Report and supersedes any preliminary report with this certificate number. Results apply to samples as submitted. All pages of this report have been checked and approved for release.

Signature:
Colin Ramshaw, Vancouver Laboratory Manager

ALS Canada Ltd.

2103 Dollarton Hwy
North Vancouver BC V7H 0A7
Phone: 604 984 0221 Fax: 604 984 0218 www.alsglobal.com

To: **EQUITY EXPLORATION CONSULTANTS LTD.**
SUITE 200, 900 WEST HASTINGS STREET
VANCOUVER BC V6C 1E5

Finalized Date: 2-DEC-2011
Account: EIABRX

Project: BRX11-01

CERTIFICATE OF ANALYSIS WH11210340

Sample Description	Method / Analyte / Units / LOR	WEI-21 Recvd Wt. kg 0.02	ME-ICP41 Ag ppm 0.2	ME-ICP41 Al % 0.01	ME-ICP41 As ppm 2	ME-ICP41 B ppm 10	ME-ICP41 Ba ppm 10	ME-ICP41 Be ppm 0.5	ME-ICP41 Bi ppm 2	ME-ICP41 Ca % 0.01	ME-ICP41 Cd ppm 0.5	ME-ICP41 Co ppm 1	ME-ICP41 Cr ppm 1	ME-ICP41 Cu ppm 1	ME-ICP41 Fe % 0.01	ME-ICP41 Ga ppm 10
L844955		3.01	0.2	0.66	189	<10	120	0.5	<2	0.83	<0.5	7	8	10	2.35	<10
L844956		6.65	0.4	0.59	211	<10	90	0.8	<2	0.94	<0.5	7	2	15	3.00	<10
L844957		3.80	0.3	0.62	202	<10	100	0.8	<2	1.68	<0.5	6	2	6	3.08	<10
L844958		3.45	0.2	0.62	172	<10	100	0.7	<2	2.75	<0.5	5	2	6	2.73	<10
L844959		4.32	0.2	0.69	115	<10	130	0.5	<2	2.57	<0.5	5	2	9	2.63	<10
L844960		2.70	0.3	0.97	157	<10	150	0.6	<2	4.14	<0.5	6	2	10	2.92	<10
L844961		<0.02	0.5	0.97	166	<10	160	0.6	<2	4.04	<0.5	6	2	10	2.89	<10
L844962		0.07	84.2	1.72	492	10	30	<0.5	3	2.11	56.7	30	80	>10000	6.58	10
L844963		0.53	<0.2	0.07	<2	<10	20	<0.5	<2	20.5	<0.5	1	<1	13	0.50	<10
L844964		2.45	0.2	0.70	111	<10	130	0.6	<2	3.25	<0.5	6	1	10	2.66	<10
L844965		3.44	0.7	0.62	199	<10	110	0.6	<2	0.98	2.6	7	1	13	2.88	<10
L844966		2.99	5.4	0.54	306	<10	60	0.5	2	0.27	41.6	7	1	97	3.74	<10
L844967		1.94	3.8	0.61	306	<10	60	0.5	<2	0.45	34.7	7	1	16	3.05	<10
L844968		2.66	0.3	0.63	134	<10	110	0.6	<2	0.60	1.8	8	2	8	2.39	<10
L844969		1.66	0.3	0.81	230	<10	80	0.6	<2	1.96	<0.5	7	2	9	3.46	<10
L844970		2.44	<0.2	0.59	119	<10	140	0.6	<2	3.32	<0.5	6	2	5	2.94	<10
L844971		4.20	0.2	0.77	143	<10	170	0.6	<2	3.76	<0.5	6	2	11	3.15	<10
L844972		4.83	0.3	0.76	91	<10	140	0.5	<2	4.00	<0.5	6	2	11	2.58	<10
L844973		5.70	<0.2	1.16	71	<10	140	0.5	<2	3.75	<0.5	5	2	8	2.51	<10
L844974		4.85	<0.2	1.19	96	<10	130	0.6	<2	4.01	<0.5	6	2	8	3.01	<10
L844975		5.26	<0.2	0.89	70	<10	130	0.5	<2	4.07	<0.5	5	1	7	2.52	<10
L844976		5.02	<0.2	1.13	42	<10	120	0.5	<2	3.70	<0.5	5	1	8	2.52	<10
L844977		4.90	<0.2	1.20	48	<10	180	0.5	<2	3.53	<0.5	5	1	9	2.59	<10
L844978		4.84	0.2	0.64	81	<10	90	<0.5	<2	3.25	<0.5	5	1	9	2.68	<10
L844979		4.80	<0.2	0.61	87	<10	70	<0.5	<2	2.91	<0.5	5	1	7	2.43	<10
L844980		0.06	40.4	0.82	144	<10	10	<0.5	46	0.51	223	173	53	>10000	17.7	20
L844981		0.48	<0.2	0.03	<2	<10	10	<0.5	<2	20.3	<0.5	1	<1	11	0.45	<10
L844982		4.89	0.2	0.73	44	<10	90	<0.5	<2	2.86	<0.5	5	1	10	2.53	<10
L844983		4.98	<0.2	0.69	47	<10	80	<0.5	<2	3.41	<0.5	5	1	9	2.56	<10
L844984		5.53	0.2	0.74	171	<10	40	0.5	<2	3.49	<0.5	6	2	8	2.97	<10
L844985		5.06	<0.2	0.82	48	<10	150	0.5	<2	3.69	<0.5	5	1	11	2.61	<10
L844986		4.58	<0.2	1.25	26	<10	140	0.5	<2	3.81	<0.5	5	1	8	2.44	<10
L844987		4.80	<0.2	1.15	26	<10	180	<0.5	<2	3.80	<0.5	5	1	7	2.41	<10
L844988		4.94	<0.2	0.77	36	<10	160	<0.5	<2	3.09	<0.5	5	1	6	2.53	<10
L844989		3.01	<0.2	0.51	89	<10	70	0.5	<2	2.16	<0.5	6	1	6	2.34	<10
L844990		4.19	0.2	0.51	106	<10	50	0.6	<2	2.46	<0.5	5	1	7	2.47	<10
L844991		3.00	<0.2	0.92	128	<10	140	0.5	<2	1.40	<0.5	6	2	7	2.70	<10
L844992		2.58	0.2	0.56	126	<10	60	0.5	<2	2.58	<0.5	5	2	7	2.71	<10
L844993		2.08	0.2	0.66	100	<10	110	0.5	<2	1.40	<0.5	6	1	9	2.71	<10
L844994		2.29	<0.2	0.76	67	<10	110	0.5	<2	1.59	<0.5	6	1	7	2.79	<10

ALS Canada Ltd.
2103 Dollarton Hwy
North Vancouver BC V7H 0A7
Phone: 604 984 0221 Fax: 604 984 0218 www.alsglobal.com

To: **EQUITY EXPLORATION CONSULTANTS LTD.**
SUITE 200, 900 WEST HASTINGS STREET
VANCOUVER BC V6C 1E5

Finalized Date: 2-DEC-2011
Account: EIABRX

Project: BRX11- 01

CERTIFICATE OF ANALYSIS WH11210340

Sample Description	Method	ME-ICP41	ME-ICP41	ME-ICP41	ME-ICP41	ME-ICP41	ME-ICP41	ME-ICP41	ME-ICP41	ME-ICP41	ME-ICP41	ME-ICP41	ME-ICP41	ME-ICP41	ME-ICP41	ME-ICP41
	Analyte	Hg	K	La	Mg	Mn	Mo	Na	Ni	P	Pb	S	Sb	Sc	Sr	Th
	Units	ppm	%	ppm	%	ppm	ppm	%	ppm	ppm	ppm	%	ppm	ppm	ppm	ppm
	LOR	1	0.01	10	0.01	5	1	0.01	1	10	2	0.01	2	1	1	20
L844955		<1	0.22	20	0.28	2140	<1	0.03	5	830	47	2.08	3	2	175	<20
L844956		<1	0.25	20	0.21	3920	<1	0.03	2	870	28	2.93	3	2	207	<20
L844957		<1	0.25	20	0.43	5110	<1	0.03	2	830	31	2.75	2	1	205	<20
L844958		<1	0.27	20	0.79	3430	<1	0.04	1	790	27	2.48	<2	2	206	<20
L844959		<1	0.25	20	0.56	3440	<1	0.06	2	830	25	2.08	2	2	262	<20
L844960		<1	0.24	20	0.46	4100	<1	0.07	2	780	51	2.00	3	2	358	<20
L844961		<1	0.24	20	0.46	4070	<1	0.07	1	790	59	2.02	3	2	352	<20
L844962		3	0.38	10	1.47	802	1330	0.10	253	1300	8490	4.53	73	7	217	<20
L844963		<1	0.03	<10	12.40	249	1	0.01	1	170	5	0.04	<2	<1	40	<20
L844964		<1	0.23	20	0.56	4500	<1	0.07	1	800	27	2.13	<2	2	285	<20
L844965		<1	0.24	10	0.25	2890	<1	0.06	2	840	280	2.80	4	1	184	<20
L844966		<1	0.22	<10	0.02	100	<1	0.07	2	350	2230	4.14	10	1	176	<20
L844967		<1	0.25	10	0.05	256	<1	0.07	2	740	1100	3.34	3	1	187	<20
L844968		<1	0.26	10	0.13	950	<1	0.08	2	920	100	2.41	3	2	175	<20
L844969		<1	0.26	20	0.62	2510	<1	0.09	1	830	30	2.90	<2	2	199	<20
L844970		<1	0.25	20	0.94	2470	<1	0.10	2	800	17	2.09	<2	2	204	<20
L844971		<1	0.26	20	0.89	3420	<1	0.09	1	780	38	2.25	2	2	252	<20
L844972		<1	0.23	20	0.56	3020	<1	0.10	2	780	40	1.90	<2	2	304	<20
L844973		<1	0.21	10	0.54	1850	<1	0.10	1	770	22	1.29	<2	2	383	<20
L844974		1	0.20	20	0.86	2190	<1	0.09	<1	750	29	1.61	<2	2	482	<20
L844975		<1	0.23	20	0.52	2070	<1	0.10	2	770	21	1.73	<2	2	266	<20
L844976		<1	0.20	20	0.60	2360	<1	0.10	1	790	23	1.28	<2	2	327	<20
L844977		<1	0.26	20	0.63	2950	<1	0.12	1	800	22	1.42	<2	2	283	<20
L844978		<1	0.22	20	0.78	4240	<1	0.11	1	780	48	1.91	<2	2	220	<20
L844979		<1	0.23	20	0.74	4740	<1	0.11	1	780	24	1.76	<2	2	219	<20
L844980		14	0.16	<10	0.55	714	34	0.04	48	220	6400	>10.0	26	2	17	<20
L844981		<1	0.01	<10	12.20	202	<1	0.01	<1	160	4	0.03	<2	<1	48	<20
L844982		<1	0.22	20	0.82	5430	<1	0.11	1	760	78	1.57	2	2	210	<20
L844983		<1	0.20	20	0.70	3450	<1	0.11	1	770	44	1.65	<2	2	222	<20
L844984		<1	0.24	20	0.64	3540	<1	0.11	1	790	44	2.48	<2	1	258	<20
L844985		<1	0.20	20	0.53	3010	<1	0.11	1	790	33	1.86	<2	2	258	<20
L844986		<1	0.22	20	0.64	2360	<1	0.11	1	810	28	1.11	<2	2	267	<20
L844987		<1	0.19	20	0.66	2510	<1	0.10	1	780	23	0.97	<2	2	262	<20
L844988		<1	0.20	20	0.81	4260	<1	0.11	<1	770	37	1.26	2	2	215	<20
L844989		<1	0.21	20	0.54	3190	<1	0.11	<1	820	28	1.99	<2	2	173	<20
L844990		<1	0.22	20	0.65	4290	<1	0.11	1	800	33	2.17	<2	2	173	<20
L844991		<1	0.23	20	0.57	2920	<1	0.11	1	840	18	1.89	2	2	162	<20
L844992		<1	0.24	20	0.69	4700	1	0.11	1	810	18	2.33	<2	2	178	<20
L844993		<1	0.24	20	0.40	2740	<1	0.12	1	870	19	2.46	<2	2	160	<20
L844994		<1	0.22	20	0.54	3800	<1	0.11	1	810	29	2.23	<2	2	155	<20

ALS Canada Ltd.

2103 Dollarton Hwy
North Vancouver BC V7H 0A7
Phone: 604 984 0221 Fax: 604 984 0218 www.alsglobal.com

To: **EQUITY EXPLORATION CONSULTANTS LTD.**
SUITE 200, 900 WEST HASTINGS STREET
VANCOUVER BC V6C 1E5

Finalized Date: 2-DEC-2011
Account: EIABRX

Project: BRX11- 01

CERTIFICATE OF ANALYSIS WH11210340

Sample Description	Method / Analyte / Units / LOR	ME-ICP41 Ti % 0.01	ME-ICP41 Tl ppm 10	ME-ICP41 U ppm 10	ME-ICP41 V ppm 1	ME-ICP41 W ppm 10	ME-ICP41 Zn ppm 2	Au-AA25 Au ppm 0.01	Cu-AA46 Cu % 0.001	Zn-AA46 Zn % 0.001
L844955		<0.01	<10	<10	9	<10	102	0.08		
L844956		<0.01	<10	<10	7	<10	80	0.07		
L844957		<0.01	<10	<10	8	<10	76	0.08		
L844958		<0.01	<10	<10	11	<10	67	0.05		
L844959		<0.01	<10	<10	12	<10	67	0.02		
L844960		<0.01	<10	<10	12	<10	105	0.10		
L844961		<0.01	<10	<10	12	<10	115	0.11		
L844962		0.11	<10	<10	78	<10	9750	1.33	2.52	
L844963		<0.01	<10	<10	1	<10	17	<0.01		
L844964		<0.01	<10	<10	11	<10	93	0.04		
L844965		<0.01	<10	<10	9	<10	419	0.11		
L844966		<0.01	<10	<10	5	<10	4000	0.88		
L844967		<0.01	<10	<10	5	<10	3630	0.68		
L844968		<0.01	<10	<10	6	<10	235	0.06		
L844969		<0.01	<10	<10	9	<10	134	0.20		
L844970		<0.01	<10	<10	16	<10	46	0.02		
L844971		<0.01	<10	<10	13	<10	76	0.07		
L844972		<0.01	<10	<10	12	<10	93	<0.01		
L844973		<0.01	<10	<10	19	<10	62	<0.01		
L844974		<0.01	<10	<10	17	<10	67	0.01		
L844975		<0.01	<10	<10	14	<10	58	<0.01		
L844976		<0.01	<10	<10	16	<10	74	<0.01		
L844977		<0.01	<10	<10	15	<10	76	<0.01		
L844978		<0.01	<10	<10	11	<10	80	<0.01		
L844979		<0.01	<10	<10	10	<10	62	<0.01		
L844980		0.04	<10	<10	19	10	>10000	0.44	1.300	7.10
L844981		<0.01	<10	<10	1	<10	58	<0.01		
L844982		<0.01	<10	<10	10	<10	72	<0.01		
L844983		<0.01	<10	<10	10	<10	76	<0.01		
L844984		<0.01	<10	<10	8	<10	63	0.04		
L844985		<0.01	<10	<10	10	<10	74	0.01		
L844986		<0.01	<10	<10	14	<10	87	<0.01		
L844987		<0.01	<10	<10	14	<10	82	<0.01		
L844988		<0.01	<10	<10	10	<10	93	<0.01		
L844989		<0.01	<10	<10	10	<10	70	0.01		
L844990		<0.01	<10	<10	10	<10	81	0.01		
L844991		<0.01	<10	<10	10	<10	90	0.02		
L844992		<0.01	<10	<10	11	<10	81	0.01		
L844993		<0.01	<10	<10	10	<10	88	0.01		
L844994		<0.01	<10	<10	10	<10	85	<0.01		

ALS Canada Ltd.

2103 Dollarton Hwy
North Vancouver BC V7H 0A7
Phone: 604 984 0221 Fax: 604 984 0218 www.alsglobal.com

To: **EQUITY EXPLORATION CONSULTANTS LTD.**
SUITE 200, 900 WEST HASTINGS STREET
VANCOUVER BC V6C 1E5

Finalized Date: 2-DEC-2011
Account: EIABRX

Project: BRX11- 01

CERTIFICATE OF ANALYSIS WH11210340

Sample Description	Method	WEI-21	ME-ICP41	ME-ICP41	ME-ICP41	ME-ICP41	ME-ICP41	ME-ICP41	ME-ICP41	ME-ICP41	ME-ICP41	ME-ICP41	ME-ICP41	ME-ICP41	ME-ICP41	ME-ICP41
	Analyte	Recvd Wt.	Ag	Al	As	B	Ba	Be	Bi	Ca	Cd	Co	Cr	Cu	Fe	Ga
	Units	kg	ppm	%	ppm	ppm	ppm	ppm	ppm	%	ppm	ppm	ppm	ppm	%	ppm
	LOR	0.02	0.2	0.01	2	10	10	0.5	2	0.01	0.5	1	1	1	0.01	10
L844995		3.04	0.2	0.71	115	<10	80	0.5	<2	0.37	1.0	7	2	8	2.79	<10
L844996		4.37	1.7	0.53	245	<10	60	0.5	<2	0.23	10.6	7	2	12	3.23	<10
L844997		2.09	0.8	0.55	198	<10	80	0.6	<2	0.25	1.2	8	1	11	3.21	<10
L844998		2.18	1.8	0.53	398	<10	30	0.5	<2	0.17	15.4	10	2	16	3.85	<10
L844999		2.44	5.4	0.48	258	<10	70	0.5	<2	0.10	131.5	7	2	30	3.06	<10
L845000		0.06	82.5	1.62	470	10	30	<0.5	8	2.03	55.5	29	76	>10000	6.41	10
L845001		0.53	<0.2	0.04	<2	<10	10	<0.5	<2	20.1	<0.5	1	<1	14	0.51	<10
L845002		2.54	7.3	0.51	496	<10	20	<0.5	<2	0.18	98.9	7	3	949	3.37	<10
L845003		3.49	5.3	0.54	434	<10	70	<0.5	4	0.19	18.7	7	4	906	3.32	<10
L845004		2.73	0.7	0.91	159	<10	60	0.5	<2	0.26	7.4	7	3	20	2.99	<10
L845005		3.15	0.5	0.93	144	<10	90	0.5	<2	0.27	0.7	7	3	11	3.45	<10
L845006		3.10	4.5	0.61	292	<10	30	0.5	2	0.26	8.3	8	2	32	3.63	<10
L845007		3.03	1.0	0.92	122	<10	80	0.6	<2	0.28	1.8	7	2	9	3.22	<10
L845008		3.27	1.4	0.58	143	<10	80	0.5	<2	0.25	12.2	7	2	23	2.28	<10
L845009		3.53	1.8	0.54	158	<10	60	0.5	<2	0.25	11.8	7	2	24	2.45	<10
L845010		2.57	0.8	0.63	113	<10	70	0.6	<2	0.29	5.3	7	2	12	1.97	<10
L845011		3.31	4.8	0.54	177	<10	70	0.5	2	0.15	34.4	7	2	102	3.36	<10
L845012		2.61	9.8	0.37	160	<10	30	<0.5	14	0.18	20.1	8	3	395	3.12	<10
L845013		2.49	5.9	0.53	137	<10	50	0.5	7	0.17	72.9	7	2	106	3.11	<10
L845014		3.13	0.7	0.61	150	<10	60	0.6	<2	0.24	1.2	8	2	10	2.66	<10
L845015		3.15	1.1	0.67	167	<10	70	0.6	<2	0.26	3.3	8	2	10	2.74	<10
L845016		4.53	3.9	0.58	270	<10	60	0.6	<2	0.23	7.8	7	2	12	3.48	<10
L845017		2.78	7.8	0.43	194	<10	30	<0.5	<2	0.17	93.0	8	2	20	3.05	<10
L845018		2.66	4.2	0.30	196	<10	30	<0.5	7	0.12	7.2	7	4	79	3.59	<10
L845019		2.45	0.3	0.57	87	<10	90	0.6	<2	0.24	1.6	9	1	11	2.45	<10
L845020		1.01	7.9	0.44	320	<10	70	<0.5	4	0.10	25.7	9	1	589	3.45	<10
L845021		1.05	8.5	0.50	319	<10	70	<0.5	6	0.10	23.9	9	1	538	3.95	<10
L845022		0.06	37.5	0.78	131	<10	20	<0.5	38	0.48	204	163	47	>10000	16.8	10
L845023		0.39	<0.2	0.04	2	<10	20	<0.5	<2	17.9	0.5	2	1	42	0.46	<10
L845024		2.61	14.5	0.27	416	<10	40	<0.5	28	0.18	5.1	6	4	1430	5.15	<10
L845025		2.62	41.5	0.17	1295	<10	20	<0.5	63	0.19	13.8	7	4	3800	4.12	<10
L845026		2.57	44.1	0.15	2040	<10	30	<0.5	27	0.12	11.9	6	6	6050	4.80	<10
L845027		2.72	60.7	0.16	3050	<10	20	<0.5	18	0.15	18.6	7	5	8870	4.77	<10
L845028		1.57	30.4	0.17	1430	<10	30	<0.5	12	0.13	5.6	6	4	3880	3.22	<10
L845029		4.59	8.2	0.30	259	<10	40	<0.5	14	0.19	21.5	6	3	258	3.39	<10
L845030		2.33	16.3	0.58	342	<10	50	<0.5	<2	0.18	91.4	7	1	87	3.19	<10
L845031		5.49	10.5	0.31	610	<10	50	<0.5	11	0.18	21.9	7	3	1265	3.00	<10
L845032		5.06	2.7	0.51	197	<10	60	0.5	<2	0.11	18.6	8	2	20	2.31	<10
L845033		3.06	0.4	0.61	107	<10	70	0.6	<2	0.24	3.1	9	1	7	2.07	<10
L845034		2.63	15.5	0.52	983	<10	50	<0.5	4	0.17	48.1	8	1	2160	3.35	<10

ALS Canada Ltd.
2103 Dollarton Hwy
North Vancouver BC V7H 0A7
Phone: 604 984 0221 Fax: 604 984 0218 www.alsglobal.com

To: **EQUITY EXPLORATION CONSULTANTS LTD.**
SUITE 200, 900 WEST HASTINGS STREET
VANCOUVER BC V6C 1E5

Finalized Date: 2-DEC-2011
Account: EIABRX

Project: BRX11-01

CERTIFICATE OF ANALYSIS WH11210340

Sample Description	Method	ME-ICP41	ME-ICP41	ME-ICP41	ME-ICP41	ME-ICP41	ME-ICP41	ME-ICP41	ME-ICP41	ME-ICP41	ME-ICP41	ME-ICP41	ME-ICP41	ME-ICP41	ME-ICP41	ME-ICP41
	Analyte	Hg	K	La	Mg	Mn	Mo	Na	Ni	P	Pb	S	Sb	Sc	Sr	Th
	Units	ppm	%	ppm	%	ppm	ppm	%	ppm	ppm	ppm	%	ppm	ppm	ppm	ppm
	LOR	1	0.01	10	0.01	5	1	0.01	1	10	2	0.01	2	1	1	20
L844995		<1	0.25	20	0.14	1940	1	0.12	2	860	82	2.53	2	1	143	<20
L844996		<1	0.23	10	0.02	63	<1	0.11	2	700	694	3.42	4	1	142	<20
L844997		<1	0.24	<10	0.02	47	<1	0.13	1	840	78	3.36	4	1	141	<20
L844998		<1	0.24	<10	0.02	43	<1	0.11	2	500	1915	4.05	3	1	139	<20
L844999		<1	0.20	<10	0.02	37	1	0.12	2	140	7270	3.79	5	1	146	<20
L845000		2	0.36	10	1.42	801	1300	0.10	249	1250	8310	4.35	73	7	209	<20
L845001		<1	0.02	<10	12.15	222	<1	0.01	1	150	11	0.04	<2	<1	44	<20
L845002		1	0.16	<10	0.02	26	<1	0.18	2	330	4830	4.07	165	1	217	<20
L845003		<1	0.16	<10	0.02	22	1	0.19	2	360	896	3.59	167	1	213	<20
L845004		<1	0.21	<10	0.27	3370	<1	0.11	2	830	281	2.43	3	1	138	<20
L845005		<1	0.22	10	0.30	7740	<1	0.11	2	830	64	2.78	<2	1	132	<20
L845006		<1	0.21	10	0.11	4870	<1	0.12	2	820	562	3.52	4	1	140	<20
L845007		<1	0.24	<10	0.26	5230	<1	0.13	2	870	96	2.87	2	1	148	<20
L845008		<1	0.22	<10	0.05	108	<1	0.12	1	830	459	2.40	5	1	138	<20
L845009		<1	0.21	<10	0.04	55	<1	0.13	2	810	459	2.63	6	1	144	<20
L845010		<1	0.23	<10	0.02	35	<1	0.17	2	880	229	2.05	2	1	186	<20
L845011		<1	0.21	<10	0.02	38	1	0.14	2	360	1370	3.63	27	1	155	<20
L845012		<1	0.10	<10	0.01	35	<1	0.11	3	590	1160	3.24	99	<1	122	<20
L845013		<1	0.17	<10	0.01	34	<1	0.15	2	410	1855	3.34	24	1	175	<20
L845014		<1	0.23	<10	0.02	35	<1	0.16	2	740	108	2.78	3	1	173	<20
L845015		<1	0.25	<10	0.04	44	<1	0.14	2	830	230	2.86	2	1	159	<20
L845016		<1	0.25	<10	0.02	46	<1	0.13	2	750	575	3.68	2	1	147	<20
L845017		<1	0.16	<10	0.01	36	1	0.10	2	550	4420	3.63	4	1	126	<20
L845018		<1	0.09	<10	0.01	27	1	0.07	2	380	417	3.71	15	1	105	<20
L845019		<1	0.24	<10	0.02	24	1	0.15	6	770	49	2.70	2	1	201	<20
L845020		<1	0.18	<10	0.01	25	1	0.13	2	180	1005	4.00	79	1	197	<20
L845021		<1	0.21	<10	0.02	27	1	0.13	1	180	1085	4.55	67	1	192	<20
L845022		12	0.15	10	0.52	656	30	0.03	44	200	5780	>10.0	25	1	17	<20
L845023		<1	0.01	<10	11.20	187	1	0.01	<1	160	12	0.05	2	<1	46	<20
L845024		<1	0.06	<10	0.02	29	1	0.08	1	500	758	5.79	141	<1	116	<20
L845025		<1	0.02	<10	0.02	27	1	0.04	1	650	762	4.81	630	1	82	<20
L845026		<1	0.02	<10	<0.01	30	1	0.03	1	440	611	5.57	945	<1	70	<20
L845027		1	0.02	<10	<0.01	38	1	0.03	2	510	574	5.67	1375	1	72	<20
L845028		<1	0.02	<10	<0.01	26	1	0.04	1	520	640	3.73	522	1	80	<20
L845029		<1	0.08	<10	0.01	29	1	0.08	1	680	2540	3.92	31	1	123	<20
L845030		<1	0.21	<10	0.02	33	1	0.15	1	490	5830	4.16	10	1	214	<20
L845031		<1	0.09	<10	0.01	27	1	0.08	1	630	959	3.47	124	1	120	<20
L845032		<1	0.19	<10	0.02	27	1	0.16	<1	150	979	2.66	3	1	258	<20
L845033		<1	0.23	<10	0.02	40	1	0.16	1	730	166	2.31	2	1	283	<20
L845034		<1	0.19	<10	0.02	26	1	0.15	1	430	2330	4.15	160	1	272	<20

ALS Canada Ltd.
2103 Dollarton Hwy
North Vancouver BC V7H 0A7
Phone: 604 984 0221 Fax: 604 984 0218 www.alsglobal.com

To: **EQUITY EXPLORATION CONSULTANTS LTD.**
SUITE 200, 900 WEST HASTINGS STREET
VANCOUVER BC V6C 1E5

Finalized Date: 2-DEC-2011
Account: EIABRX

Project: BRX11-01

CERTIFICATE OF ANALYSIS WH11210340

Sample Description	Method / Analyte / Units / LOR	ME-ICP41 Ti % 0.01	ME-ICP41 Tl ppm 10	ME-ICP41 U ppm 10	ME-ICP41 V ppm 1	ME-ICP41 W ppm 10	ME-ICP41 Zn ppm 2	Au-AA25 Au ppm 0.01	Cu-AA46 Cu % 0.001	Zn-AA46 Zn % 0.001
L844995		<0.01	<10	<10	6	<10	258	0.02		
L844996		<0.01	<10	<10	4	<10	1220	0.33		
L844997		<0.01	<10	<10	4	<10	114	0.14		
L844998		<0.01	<10	<10	4	<10	1430	0.26		
L844999		<0.01	<10	<10	4	<10	>10000	0.85		1.200
L845000		0.10	<10	<10	74	<10	9560	1.48	2.46	
L845001		<0.01	<10	<10	2	<10	26	<0.01		
L845002		<0.01	<10	<10	4	<10	9070	0.25		
L845003		<0.01	<10	<10	4	<10	1050	0.26		
L845004		<0.01	<10	<10	8	<10	822	0.08		
L845005		<0.01	<10	<10	8	<10	222	0.04		
L845006		<0.01	<10	<10	5	<10	1280	0.44		
L845007		<0.01	<10	<10	7	<10	344	0.07		
L845008		<0.01	<10	<10	4	<10	1710	0.06		
L845009		<0.01	<10	<10	4	<10	1700	0.11		
L845010		<0.01	<10	<10	4	<10	784	0.03		
L845011		<0.01	<10	<10	4	<10	2510	0.08		
L845012		<0.01	<10	<10	3	<10	436	0.19		
L845013		<0.01	<10	<10	4	<10	1820	0.12		
L845014		<0.01	<10	<10	5	<10	150	0.09		
L845015		<0.01	<10	<10	6	<10	479	0.20		
L845016		<0.01	<10	<10	5	<10	1080	0.24		
L845017		<0.01	<10	<10	4	<10	>10000	0.16		0.932
L845018		<0.01	<10	<10	3	<10	320	0.20		
L845019		<0.01	<10	<10	4	<10	214	0.03		
L845020		<0.01	<10	<10	3	<10	1990	0.23		
L845021		<0.01	<10	<10	4	<10	1865	0.38		
L845022		0.04	<10	<10	17	<10	>10000	0.43	1.395	7.02
L845023		<0.01	<10	<10	<1	<10	219	<0.01		
L845024		<0.01	<10	<10	2	<10	125	0.38		
L845025		<0.01	<10	<10	2	<10	346	0.66		
L845026		<0.01	<10	<10	2	<10	354	1.44		
L845027		<0.01	<10	<10	2	<10	541	1.37		
L845028		<0.01	<10	<10	2	<10	144	0.69		
L845029		<0.01	<10	<10	3	<10	2340	0.37		
L845030		<0.01	<10	<10	5	<10	>10000	0.72		0.999
L845031		<0.01	<10	<10	3	<10	1605	0.43		
L845032		<0.01	<10	<10	4	<10	1820	0.19		
L845033		<0.01	<10	<10	4	<10	322	0.05		
L845034		<0.01	<10	<10	5	<10	4530	0.36		

ALS Canada Ltd.

2103 Dollarton Hwy
North Vancouver BC V7H 0A7
Phone: 604 984 0221 Fax: 604 984 0218 www.alsglobal.com

To: **EQUITY EXPLORATION CONSULTANTS LTD.**
SUITE 200, 900 WEST HASTINGS STREET
VANCOUVER BC V6C 1E5

Finalized Date: 2-DEC-2011
Account: EIABRX

Project: BRX11-01

CERTIFICATE OF ANALYSIS WH11210340

Sample Description	Method	WEI-21	ME-ICP41	ME-ICP41	ME-ICP41	ME-ICP41	ME-ICP41	ME-ICP41	ME-ICP41	ME-ICP41	ME-ICP41	ME-ICP41	ME-ICP41	ME-ICP41	ME-ICP41	ME-ICP41
	Analyte	Recvd Wt.	Ag	Al	As	B	Ba	Be	Bi	Ca	Cd	Co	Cr	Cu	Fe	Ga
	Units	kg	ppm	%	ppm	ppm	ppm	ppm	ppm	%	ppm	ppm	ppm	ppm	%	ppm
	LOR	0.02	0.2	0.01	2	10	10	0.5	2	0.01	0.5	1	1	1	0.01	10
L845035		5.23	6.1	0.51	215	<10	60	<0.5	7	0.17	48.0	7	2	108	2.79	<10
L845036		5.04	7.9	0.51	280	<10	80	<0.5	6	0.17	62.9	7	2	275	3.34	<10
L845037		4.31	3.5	0.49	214	<10	40	<0.5	4	0.19	10.7	8	2	253	3.24	<10
L845038		4.05	0.5	0.55	101	<10	50	<0.5	<2	0.21	2.1	8	2	9	2.57	<10
L845039		4.45	0.4	0.97	32	<10	160	<0.5	<2	1.64	4.5	7	2	11	3.02	<10
L845040		0.06	81.2	1.60	425	<10	30	<0.5	6	1.95	51.3	26	72	>10000	5.83	<10
L845041		0.45	<0.2	0.49	<2	<10	70	3.7	<2	17.1	<0.5	2	<1	82	0.48	<10
L845042		4.48	0.3	0.93	33	<10	220	0.5	<2	3.01	<0.5	6	2	9	2.28	<10
L845043		5.04	0.2	0.94	32	<10	130	0.6	<2	3.35	<0.5	5	2	7	2.55	<10
L845044		5.12	0.5	0.88	68	<10	130	0.7	<2	0.84	<0.5	7	2	8	2.79	<10
L845045		5.02	2.4	0.67	211	<10	60	0.5	2	0.29	9.1	8	2	173	2.77	<10
L845046		4.78	0.8	0.68	195	<10	40	0.6	<2	0.49	1.3	7	2	7	3.01	<10
L845047		6.10	0.8	0.76	199	<10	40	0.6	<2	0.32	0.8	7	3	7	3.24	<10
L845048		5.12	0.6	0.87	143	<10	100	0.5	<2	0.29	1.5	7	2	5	2.81	<10
L845049		2.51	10.8	0.54	490	<10	80	<0.5	6	0.18	22.6	8	2	1110	2.51	<10
L845050		2.49	0.5	0.62	139	<10	80	0.5	<2	0.23	2.7	8	1	10	1.55	<10
L845051		2.24	5.7	0.45	360	<10	80	<0.5	12	0.23	9.2	7	3	616	2.69	<10
L844052		2.50	1.0	0.64	266	<10	80	0.5	<2	0.21	6.7	8	2	92	2.70	<10
L844053		3.36	0.3	0.65	134	<10	110	0.5	<2	0.44	1.7	7	2	5	2.01	<10
L844054		2.45	2.7	0.58	464	<10	80	0.5	<2	0.23	7.8	11	2	939	3.17	<10

ALS Canada Ltd.

2103 Dollarton Hwy
North Vancouver BC V7H 0A7
Phone: 604 984 0221 Fax: 604 984 0218 www.alsglobal.com

To: **EQUITY EXPLORATION CONSULTANTS LTD.**
SUITE 200, 900 WEST HASTINGS STREET
VANCOUVER BC V6C 1E5

Finalized Date: 2-DEC-2011
Account: EIABRX

Project: BRX11-01

CERTIFICATE OF ANALYSIS WH11210340

Sample Description	Method	ME-ICP41	ME-ICP41	ME-ICP41	ME-ICP41	ME-ICP41	ME-ICP41	ME-ICP41	ME-ICP41	ME-ICP41	ME-ICP41	ME-ICP41	ME-ICP41	ME-ICP41	ME-ICP41	ME-ICP41
	Analyte	Hg	K	La	Mg	Mn	Mo	Na	Ni	P	Pb	S	Sb	Sc	Sr	Th
	Units	ppm	%	ppm	%	ppm	ppm	%	ppm	ppm	ppm	%	ppm	ppm	ppm	ppm
	LOR	1	0.01	10	0.01	5	1	0.01	1	10	2	0.01	2	1	1	20
L845035		<1	0.19	<10	0.02	26	1	0.14	<1	440	2110	3.40	10	1	276	<20
L845036		<1	0.19	<10	0.02	24	3	0.15	<1	440	4260	4.16	29	1	306	<20
L845037		<1	0.16	<10	0.01	24	1	0.17	<1	480	801	3.77	15	1	467	<20
L845038		<1	0.24	<10	0.02	66	1	0.12	1	650	69	2.85	<2	1	1775	<20
L845039		<1	0.21	10	0.69	5270	1	0.11	1	750	147	1.04	<2	2	1515	<20
L845040		2	0.36	10	1.36	731	1210	0.10	231	1200	7430	4.26	72	7	204	<20
L845041		<1	0.27	<10	11.00	196	2	0.04	1	190	9	0.03	<2	<1	53	<20
L845042		<1	0.23	20	0.65	3780	1	0.11	<1	750	75	0.86	2	2	359	<20
L845043		<1	0.23	20	0.64	3750	1	0.10	<1	730	36	1.48	<2	2	290	<20
L845044		<1	0.26	20	0.37	5800	1	0.12	<1	830	51	2.00	<2	1	182	<20
L845045		<1	0.20	<10	0.10	4850	1	0.11	1	680	533	2.77	21	1	209	<20
L845046		<1	0.22	<10	0.26	6930	1	0.12	<1	660	140	2.56	<2	2	681	<20
L845047		<1	0.24	10	0.19	6870	1	0.12	<1	760	58	2.66	<2	1	329	<20
L845048		<1	0.24	<10	0.21	4480	1	0.11	1	750	73	2.42	<2	1	198	<20
L845049		<1	0.22	<10	0.02	50	1	0.12	1	490	986	2.87	108	1	182	<20
L845050		<1	0.26	<10	0.02	70	1	0.13	2	710	188	1.66	<2	1	197	<20
L845051		<1	0.13	<10	0.01	48	1	0.08	<1	820	651	2.96	57	1	135	<20
L844052		<1	0.26	<10	0.03	44	1	0.13	2	630	439	2.97	7	1	175	<20
L844053		<1	0.25	<10	0.09	795	1	0.12	1	720	52	2.02	2	1	248	<20
L844054		<1	0.25	<10	0.02	46	1	0.11	2	720	578	3.64	56	1	153	<20

ALS Canada Ltd.

2103 Dollarton Hwy
North Vancouver BC V7H 0A7
Phone: 604 984 0221 Fax: 604 984 0218 www.alsglobal.com

To: **EQUITY EXPLORATION CONSULTANTS LTD.**
SUITE 200, 900 WEST HASTINGS STREET
VANCOUVER BC V6C 1E5

Finalized Date: 2-DEC-2011
Account: EIABRX

Project: BRX11- 01

CERTIFICATE OF ANALYSIS WH11210340

Sample Description	Method / Analyte / Units / LOR	ME-ICP41 Ti % 0.01	ME-ICP41 Tl ppm 10	ME-ICP41 U ppm 10	ME-ICP41 V ppm 1	ME-ICP41 W ppm 10	ME-ICP41 Zn ppm 2	Au-AA25 Au ppm 0.01	Cu-AA46 Cu % 0.001	Zn-AA46 Zn % 0.001
L845035		<0.01	<10	<10	4	<10	4590	0.13		
L845036		<0.01	<10	<10	4	<10	6510	0.14		
L845037		<0.01	<10	<10	3	<10	1055	0.22		
L845038		<0.01	<10	<10	5	<10	263	0.04		
L845039		<0.01	<10	<10	13	<10	967	0.01		
L845040		0.10	<10	<10	71	<10	8660	1.26	2.45	
L845041		<0.01	<10	<10	2	<10	44	<0.01		
L845042		<0.01	<10	<10	11	<10	89	<0.01		
L845043		<0.01	<10	<10	12	<10	74	<0.01		
L845044		<0.01	<10	<10	12	<10	194	0.02		
L845045		<0.01	<10	<10	7	<10	940	<0.01		
L845046		<0.01	<10	<10	10	<10	386	0.04		
L845047		<0.01	<10	<10	9	<10	305	0.01		
L845048		<0.01	<10	<10	8	<10	425	0.02		
L845049		<0.01	<10	<10	4	<10	1515	0.24		
L845050		<0.01	<10	<10	4	<10	263	0.02		
L845051		<0.01	<10	<10	4	<10	737	0.31		
L844052		<0.01	<10	<10	4	<10	894	0.05		
L844053		<0.01	<10	<10	6	<10	950	<0.01		
L844054		<0.01	<10	<10	4	<10	902	0.14		

ALS Canada Ltd.

2103 Dollarton Hwy
North Vancouver BC V7H 0A7
Phone: 604 984 0221 Fax: 604 984 0218 www.alsglobal.com

To: **EQUITY EXPLORATION CONSULTANTS LTD.**
SUITE 200, 900 WEST HASTINGS STREET
VANCOUVER BC V6C 1E5

Finalized Date: 29-NOV-2011
Account: EIABRX

CERTIFICATE WH11210279

Project: BRX11- 01

P.O. No.: BRX11-01_31

This report is for 60 Drill Core samples submitted to our lab in Whitehorse, YT, Canada on 12-OCT-2011.

The following have access to data associated with this certificate:

HENRY AWMACK EQUITY ENG EMAIL RYAN TOOLE	DARCY BAKER TOBY HUGHES	WANDA CARTER SORIN POSESCU

SAMPLE PREPARATION

ALS CODE	DESCRIPTION
WEI-21	Received Sample Weight
LOG-24	Pulp Login - Rcd w/o Barcode
LOG-22d	Sample login - Rcd w/o BarCode dup
SPL-21d	Split sample - duplicate
PUL-31d	Pulverize Split - duplicate
LOG-22	Sample login - Rcd w/o BarCode
CRU-QC	Crushing QC Test
PUL-QC	Pulverizing QC Test
CRU-31	Fine crushing - 70% <2mm
SPL-21	Split sample - riffle splitter
PUL-31	Pulverize split to 85% <75 um

ANALYTICAL PROCEDURES

ALS CODE	DESCRIPTION	INSTRUMENT
Cu-AA46	Ore grade Cu - aqua regia/AA	AAS
Zn-AA46	Ore grade Zn - aqua regia/AA	AAS
ME-ICP41	35 Element Aqua Regia ICP-AES	ICP-AES
Au-AA25	Ore Grade Au 30g FA AA finish	AAS

To: **EQUITY EXPLORATION CONSULTANTS LTD.**
ATTN: WANDA CARTER
SUITE 200, 900 WEST HASTINGS STREET
VANCOUVER BC V6C 1E5

This is the Final Report and supersedes any preliminary report with this certificate number. Results apply to samples as submitted. All pages of this report have been checked and approved for release.

Signature:
Colin Ramshaw, Vancouver Laboratory Manager

ALS Canada Ltd.

2103 Dollarton Hwy
North Vancouver BC V7H 0A7
Phone: 604 984 0221 Fax: 604 984 0218 www.alsglobal.com

To: **EQUITY EXPLORATION CONSULTANTS LTD.**
SUITE 200, 900 WEST HASTINGS STREET
VANCOUVER BC V6C 1E5

Finalized Date: 29-NOV-2011
Account: EIABRX

Project: BRX11- 01

CERTIFICATE OF ANALYSIS WH11210279

Sample Description	Method / Analyte / Units / LOR	WEI-21 Recvd Wt. kg 0.02	ME-ICP41 Ag ppm 0.2	ME-ICP41 Al % 0.01	ME-ICP41 As ppm 2	ME-ICP41 B ppm 10	ME-ICP41 Ba ppm 10	ME-ICP41 Be ppm 0.5	ME-ICP41 Bi ppm 2	ME-ICP41 Ca % 0.01	ME-ICP41 Cd ppm 0.5	ME-ICP41 Co ppm 1	ME-ICP41 Cr ppm 1	ME-ICP41 Cu ppm 1	ME-ICP41 Fe % 0.01	ME-ICP41 Ga ppm 10
L562119		2.99	<0.2	0.83	54	<10	30	<0.5	4	3.27	<0.5	20	43	15	5.80	<10
L562120		6.19	<0.2	0.60	19	<10	30	<0.5	2	2.98	<0.5	6	4	24	3.01	<10
L562121		5.67	<0.2	0.61	9	<10	40	<0.5	<2	2.39	<0.5	6	4	9	2.85	<10
L562122		6.41	<0.2	0.62	7	<10	50	<0.5	2	2.32	<0.5	6	4	5	2.96	<10
L562123		5.85	0.2	0.66	27	<10	40	<0.5	2	2.21	<0.5	6	4	16	2.92	<10
L562124		6.49	<0.2	0.70	5	<10	30	<0.5	3	2.37	<0.5	7	5	5	3.14	<10
L562125		6.09	0.2	0.71	8	<10	30	<0.5	2	2.33	0.6	6	5	4	2.94	<10
L562126		6.12	0.5	0.85	34	<10	60	<0.5	5	3.46	1.5	6	5	10	2.79	<10
L562127		6.62	0.9	0.94	60	<10	60	<0.5	24	2.83	1.8	7	4	48	3.15	<10
L562128		6.02	0.3	0.93	14	<10	30	<0.5	4	2.28	<0.5	7	5	10	2.88	<10
L562129		6.00	1.6	1.08	24	<10	50	<0.5	8	2.09	6.2	7	4	25	3.05	<10
L562130		6.62	2.8	0.90	18	<10	20	<0.5	11	0.65	7.2	8	5	63	3.80	<10
L562131		4.80	<0.2	0.50	<2	<10	190	<0.5	<2	0.27	<0.5	1	5	5	0.48	<10
L562132		5.29	0.7	0.71	34	<10	50	<0.5	5	0.21	2.5	9	5	15	3.83	<10
L562133		6.34	1.7	0.84	113	<10	70	<0.5	5	0.83	3.1	8	7	31	3.53	<10
L562134		0.49	<0.2	0.04	<2	<10	10	<0.5	<2	20.1	<0.5	<1	<1	2	0.49	<10
L562135		0.06	38.6	0.77	148	<10	10	<0.5	44	0.54	214	174	51	>10000	18.1	10
L562136		5.78	0.2	0.76	77	<10	80	<0.5	<2	0.43	<0.5	8	6	8	3.28	<10
L562137		5.45	0.5	0.60	42	<10	60	<0.5	3	1.26	0.6	4	6	34	2.16	<10
L562138		5.71	<0.2	0.60	2	<10	60	<0.5	<2	0.57	<0.5	1	7	11	1.08	<10
L562139		5.29	<0.2	0.64	<2	<10	90	<0.5	2	0.51	<0.5	5	7	6	2.25	<10
L562140		2.32	<0.2	1.40	<2	<10	90	<0.5	<2	0.74	2.0	<1	10	8	0.46	<10
L562141		0.91	25.9	0.40	347	<10	90	<0.5	85	3.18	22.6	1	10	2500	1.60	<10
L562142		2.95	0.9	0.63	5	<10	60	<0.5	2	1.24	0.5	<1	9	34	0.50	<10
L562143		5.48	0.2	0.61	19	<10	80	<0.5	2	0.40	<0.5	6	7	10	2.73	<10
L562144		3.53	<0.2	0.75	19	<10	30	<0.5	3	0.51	<0.5	7	4	25	2.97	<10
L562145		6.56	<0.2	1.73	9	<10	520	<0.5	<2	2.72	<0.5	7	2	21	2.75	<10
L562146		3.15	<0.2	2.66	95	<10	480	0.8	<2	4.87	<0.5	25	63	40	7.20	10
L562147		5.48	<0.2	1.52	26	<10	2140	0.5	<2	3.67	<0.5	7	3	7	2.74	<10
L562148		4.83	<0.2	1.67	6	<10	1050	0.6	<2	2.97	<0.5	7	6	4	2.78	10
L562149		4.97	0.2	3.16	18	<10	620	0.9	<2	4.16	<0.5	22	68	32	6.10	10
L562150		5.50	<0.2	3.05	4	<10	840	0.9	<2	5.35	<0.5	22	75	33	6.00	10
L562151		5.63	<0.2	2.84	5	<10	760	0.9	<2	5.07	<0.5	24	76	33	6.12	10
L562152		5.87	<0.2	2.47	8	<10	380	0.9	<2	4.50	<0.5	22	69	33	5.22	10
L562153		6.26	<0.2	1.59	13	<10	180	0.6	<2	2.53	<0.5	9	8	17	2.65	<10
L562154		5.47	<0.2	1.85	8	<10	150	0.5	<2	2.96	<0.5	8	3	16	2.65	10
L562155		<0.02	<0.2	1.73	9	<10	130	0.5	<2	2.76	<0.5	7	2	18	2.55	10
L562156		0.28	<0.2	0.05	<2	<10	10	<0.5	<2	19.1	<0.5	<1	<1	2	0.49	<10
L562157		0.06	80.3	1.56	462	<10	30	<0.5	8	1.88	52.5	27	74	>10000	5.55	10
L562158		4.19	0.2	1.46	20	<10	80	0.5	<2	2.61	<0.5	8	2	41	2.68	<10

***** See Appendix Page for comments regarding this certificate *****

ALS Canada Ltd.

2103 Dollarton Hwy
North Vancouver BC V7H 0A7
Phone: 604 984 0221 Fax: 604 984 0218 www.alsglobal.com

To: **EQUITY EXPLORATION CONSULTANTS LTD.**
SUITE 200, 900 WEST HASTINGS STREET
VANCOUVER BC V6C 1E5

Finalized Date: 29-NOV-2011
Account: EIABRX

Project: BRX11- 01

CERTIFICATE OF ANALYSIS WH11210279

Sample Description	Method / Analyte / Units / LOR	ME-ICP41 Hg ppm 1	ME-ICP41 K % 0.01	ME-ICP41 La ppm 10	ME-ICP41 Mg % 0.01	ME-ICP41 Mn ppm 5	ME-ICP41 Mo ppm 1	ME-ICP41 Na % 0.01	ME-ICP41 Ni ppm 1	ME-ICP41 P ppm 10	ME-ICP41 Pb ppm 2	ME-ICP41 S % 0.01	ME-ICP41 Sb ppm 2	ME-ICP41 Sc ppm 1	ME-ICP41 Sr ppm 1	ME-ICP41 Th ppm 20
L562119		<1	0.24	<10	1.51	561	5	0.14	152	770	16	6.56	2	6	202	<20
L562120		<1	0.24	10	1.23	531	3	0.13	15	750	31	3.27	3	2	155	<20
L562121		<1	0.25	10	1.00	564	2	0.13	6	770	15	3.12	<2	2	132	<20
L562122		<1	0.24	10	0.92	630	3	0.12	5	780	18	3.24	<2	1	134	<20
L562123		<1	0.23	10	0.79	743	1	0.12	8	770	40	3.17	2	1	177	<20
L562124		<1	0.27	10	0.91	733	2	0.10	10	750	27	3.41	<2	1	132	<20
L562125		<1	0.30	10	1.00	782	1	0.11	11	740	63	3.21	<2	1	130	<20
L562126		<1	0.25	10	0.97	1145	1	0.10	10	740	129	3.02	2	2	241	<20
L562127		<1	0.28	10	0.90	1170	1	0.10	11	790	302	3.44	7	2	297	<20
L562128		<1	0.28	10	0.84	1255	1	0.10	11	770	64	3.21	2	1	1845	<20
L562129		<1	0.31	10	0.94	1615	1	0.08	10	790	525	3.37	4	1	270	<20
L562130		<1	0.28	10	0.55	615	1	0.07	13	780	845	4.02	10	1	138	<20
L562131		<1	0.17	<10	0.02	27	1	0.10	2	980	5	0.35	<2	<1	122	<20
L562132		<1	0.28	10	0.17	101	1	0.08	17	760	29	3.96	2	1	80	<20
L562133		<1	0.29	10	0.58	1185	1	0.07	17	770	403	3.70	5	1	93	<20
L562134		<1	0.02	<10	12.80	233	<1	0.01	<1	190	2	0.04	<2	<1	45	<20
L562135		15	0.15	10	0.55	695	32	0.04	46	210	5990	>10.0	22	2	17	<20
L562136		<1	0.27	10	0.09	120	1	0.10	22	920	34	3.55	<2	1	151	<20
L562137		<1	0.22	<10	0.56	312	1	0.09	11	810	70	2.22	3	1	109	<20
L562138		<1	0.18	10	0.22	159	1	0.10	4	800	12	0.93	<2	1	139	<20
L562139		<1	0.25	<10	0.16	122	1	0.10	11	860	8	2.21	<2	1	114	<20
L562140		<1	0.21	10	1.01	536	2	0.10	2	780	13	0.04	<2	1	138	<20
L562141		3	0.09	<10	1.34	5600	1	0.04	3	240	375	1.40	1145	1	104	<20
L562142		<1	0.21	<10	0.50	763	1	0.08	4	640	59	0.20	6	1	133	<20
L562143		<1	0.29	<10	0.08	113	2	0.09	17	780	13	2.76	<2	1	93	<20
L562144		<1	0.24	10	0.37	216	3	0.07	12	1100	24	2.92	<2	1	108	<20
L562145		<1	0.32	20	1.17	1170	8	0.09	2	1360	9	0.19	<2	3	220	<20
L562146		<1	0.16	30	2.89	1235	2	0.20	27	2840	5	0.29	4	18	434	<20
L562147		<1	0.35	20	1.24	1020	4	0.12	2	1340	5	0.15	<2	3	355	<20
L562148		<1	0.35	20	1.10	901	3	0.10	3	1470	6	0.07	<2	3	254	<20
L562149		1	0.11	40	3.55	1140	2	0.15	44	3020	29	0.41	4	11	324	<20
L562150		<1	0.20	30	2.83	1105	2	0.23	50	3050	8	0.16	3	12	500	<20
L562151		<1	0.18	30	2.99	1080	2	0.20	52	3110	9	0.23	2	13	436	<20
L562152		1	0.24	30	2.53	1010	1	0.21	51	2870	7	0.20	<2	12	411	<20
L562153		<1	0.32	20	1.30	1170	7	0.10	5	1470	5	0.21	<2	4	153	<20
L562154		1	0.37	20	1.14	1390	7	0.10	2	1390	8	0.15	2	3	168	<20
L562155		1	0.35	20	1.09	1345	7	0.09	<1	1330	5	0.14	<2	3	148	<20
L562156		1	0.02	<10	11.15	220	<1	0.04	1	170	<2	0.04	2	<1	49	<20
L562157		3	0.35	10	1.34	726	1180	0.12	236	1220	7430	4.27	65	7	192	<20
L562158		1	0.34	20	1.34	1575	8	0.09	1	1330	22	0.94	<2	3	106	<20

***** See Appendix Page for comments regarding this certificate *****

ALS Canada Ltd.
2103 Dollarton Hwy
North Vancouver BC V7H 0A7
Phone: 604 984 0221 Fax: 604 984 0218 www.alsglobal.com

To: **EQUITY EXPLORATION CONSULTANTS LTD.**
SUITE 200, 900 WEST HASTINGS STREET
VANCOUVER BC V6C 1E5

Finalized Date: 29-NOV-2011
Account: EIABRX

Project: BRX11- 01

CERTIFICATE OF ANALYSIS WH11210279

Sample Description	Method / Analyte / Units / LOR	ME-ICP41 Ti % 0.01	ME-ICP41 Tl ppm 10	ME-ICP41 U ppm 10	ME-ICP41 V ppm 1	ME-ICP41 W ppm 10	ME-ICP41 Zn ppm 2	Au-AA25 Au ppm 0.01	Cu-AA46 Cu % 0.001	Zn-AA46 Zn % 0.001
L562119		<0.01	<10	<10	40	<10	44	<0.01		
L562120		<0.01	<10	<10	13	<10	48	<0.01		
L562121		<0.01	<10	<10	12	<10	21	<0.01		
L562122		<0.01	<10	<10	11	<10	23	<0.01		
L562123		<0.01	<10	<10	8	<10	54	<0.01		
L562124		<0.01	<10	<10	10	<10	43	<0.01		
L562125		<0.01	<10	<10	11	<10	106	<0.01		
L562126		<0.01	<10	<10	11	<10	235	<0.01		
L562127		<0.01	<10	<10	11	<10	346	<0.01		
L562128		<0.01	<10	<10	10	<10	84	<0.01		
L562129		<0.01	<10	<10	10	<10	941	0.01		
L562130		<0.01	<10	<10	8	<10	1085	<0.01		
L562131		<0.01	<10	<10	2	<10	6	<0.01		
L562132		<0.01	<10	<10	6	<10	310	<0.01		
L562133		<0.01	<10	<10	8	<10	397	0.01		
L562134		<0.01	<10	<10	1	<10	18	<0.01		
L562135		0.04	<10	<10	17	10	>10000	0.46	1.230	NSS
L562136		<0.01	<10	<10	6	<10	17	<0.01		
L562137		<0.01	<10	<10	5	<10	126	<0.01		
L562138		<0.01	<10	<10	3	<10	61	<0.01		
L562139		<0.01	<10	<10	4	<10	31	<0.01		
L562140		<0.01	<10	<10	5	<10	349	<0.01		
L562141		<0.01	<10	<10	3	<10	1775	<0.01		
L562142		<0.01	<10	<10	4	<10	113	<0.01		
L562143		<0.01	<10	<10	5	<10	10	<0.01		
L562144		<0.01	<10	<10	5	<10	155	<0.01		
L562145		<0.01	<10	<10	24	<10	96	<0.01		
L562146		0.05	<10	<10	177	<10	119	<0.01		
L562147		<0.01	<10	<10	28	<10	72	<0.01		
L562148		0.01	<10	<10	35	<10	70	<0.01		
L562149		0.05	<10	<10	151	<10	160	<0.01		
L562150		0.06	<10	<10	146	<10	107	<0.01		
L562151		0.05	<10	<10	144	<10	116	<0.01		
L562152		0.05	<10	<10	132	<10	100	<0.01		
L562153		0.01	<10	<10	30	<10	89	<0.01		
L562154		<0.01	<10	<10	23	<10	98	<0.01		
L562155		<0.01	<10	<10	20	<10	98	<0.01		
L562156		<0.01	<10	<10	2	<10	13	<0.01		
L562157		0.10	<10	<10	74	40	8520	1.40	2.47	
L562158		<0.01	<10	<10	18	<10	112	<0.01		

***** See Appendix Page for comments regarding this certificate *****

ALS Canada Ltd.

2103 Dollarton Hwy
North Vancouver BC V7H 0A7
Phone: 604 984 0221 Fax: 604 984 0218 www.alsglobal.com

To: **EQUITY EXPLORATION CONSULTANTS LTD.**
SUITE 200, 900 WEST HASTINGS STREET
VANCOUVER BC V6C 1E5

Finalized Date: 29-NOV-2011
Account: EIABRX

Project: BRX11- 01

CERTIFICATE OF ANALYSIS WH11210279

Sample Description	Method	WEI-21	ME-ICP41	ME-ICP41	ME-ICP41	ME-ICP41	ME-ICP41	ME-ICP41	ME-ICP41	ME-ICP41	ME-ICP41	ME-ICP41	ME-ICP41	ME-ICP41	ME-ICP41	ME-ICP41
	Analyte	Recvd Wt.	Ag	Al	As	B	Ba	Be	Bi	Ca	Cd	Co	Cr	Cu	Fe	Ga
	Units	kg	ppm	%	ppm	ppm	ppm	ppm	ppm	%	ppm	ppm	ppm	ppm	%	ppm
	LOR	0.02	0.2	0.01	2	10	10	0.5	2	0.01	0.5	1	1	1	0.01	10
L562159		6.72	1.3	0.76	87	<10	70	0.5	7	1.38	0.9	12	5	36	4.56	<10
L562160		4.71	<0.2	4.30	23	<10	170	<0.5	<2	4.65	<0.5	28	48	58	5.48	10
L562161		5.85	0.6	1.27	118	<10	90	<0.5	<2	2.95	0.7	7	6	10	2.98	<10
L562162		5.81	1.1	0.96	41	<10	130	<0.5	3	1.33	5.1	4	5	15	2.32	<10
L562163		5.88	1.0	1.07	123	<10	90	<0.5	2	1.47	5.4	7	6	22	2.49	<10
L562164		6.67	1.5	1.23	137	<10	60	<0.5	4	1.60	5.2	7	7	25	2.56	<10
L562165		6.58	1.3	0.99	126	<10	110	<0.5	2	2.00	3.7	6	6	18	2.39	<10
L562166		5.28	0.5	1.15	134	<10	100	<0.5	<2	1.54	1.1	7	9	5	2.67	<10
L562167		6.54	0.4	1.00	99	<10	130	<0.5	<2	1.63	1.2	6	6	4	1.83	<10
L562168		6.43	0.2	1.05	74	<10	130	<0.5	<2	3.26	<0.5	5	6	5	2.04	<10
L562169		5.40	0.6	1.13	88	<10	50	<0.5	<2	1.60	3.5	5	8	19	2.18	<10
L562170		5.75	0.3	1.11	61	<10	70	<0.5	<2	1.78	3.2	7	7	26	1.49	<10
L562171		6.53	0.2	1.03	140	<10	110	<0.5	2	1.65	<0.5	6	9	21	2.39	<10
L562172		5.32	0.4	1.29	88	<10	110	<0.5	5	1.85	<0.5	6	11	6	2.64	<10
L562173		5.85	0.3	1.30	119	<10	70	<0.5	5	1.43	<0.5	6	14	22	3.00	10
L562174		6.13	<0.2	1.46	140	<10	90	<0.5	3	1.64	<0.5	7	14	4	2.57	10
L562175		5.05	0.2	1.24	100	<10	120	<0.5	3	1.04	<0.5	6	12	13	2.12	<10
L562176		7.04	0.3	1.16	93	<10	110	<0.5	5	1.37	0.6	6	11	12	2.21	<10
L562177		0.73	<0.2	0.09	<2	<10	10	<0.5	<2	>25.0	<0.5	<1	<1	1	0.13	<10
L562178		0.05	40.8	0.77	151	<10	10	<0.5	28	0.53	207	167	52	>10000	16.8	10

***** See Appendix Page for comments regarding this certificate *****

ALS Canada Ltd.

2103 Dollarton Hwy
North Vancouver BC V7H 0A7
Phone: 604 984 0221 Fax: 604 984 0218 www.alsglobal.com

To: **EQUITY EXPLORATION CONSULTANTS LTD.**
SUITE 200, 900 WEST HASTINGS STREET
VANCOUVER BC V6C 1E5

Finalized Date: 29-NOV-2011
Account: EIABRX

Project: BRX11- 01

CERTIFICATE OF ANALYSIS WH11210279

Sample Description	Method	ME-ICP41	ME-ICP41	ME-ICP41	ME-ICP41	ME-ICP41	ME-ICP41	ME-ICP41	ME-ICP41	ME-ICP41	ME-ICP41	ME-ICP41	ME-ICP41	ME-ICP41	ME-ICP41	ME-ICP41
	Analyte	Hg	K	La	Mg	Mn	Mo	Na	Ni	P	Pb	S	Sb	Sc	Sr	Th
	Units	ppm	%	ppm	%	ppm	ppm	%	ppm	ppm	ppm	%	ppm	ppm	ppm	ppm
	LOR	1	0.01	10	0.01	5	1	0.01	1	10	2	0.01	2	1	1	20
L562159		1	0.30	<10	0.63	827	1	0.10	21	770	130	5.18	2	1	95	<20
L562160		1	0.13	10	2.87	1125	1	0.60	56	1330	9	0.28	2	18	463	<20
L562161		1	0.25	10	1.23	2060	1	0.09	13	760	150	3.30	3	1	139	<20
L562162		1	0.30	10	0.63	941	1	0.10	9	820	368	2.56	3	1	77	<20
L562163		1	0.31	10	0.80	1015	6	0.12	11	790	450	2.84	4	1	82	<20
L562164		<1	0.29	10	0.91	944	7	0.12	11	780	380	2.92	5	1	84	<20
L562165		<1	0.19	10	0.97	1150	1	0.11	10	790	288	2.74	3	1	105	<20
L562166		1	0.22	10	0.95	883	<1	0.13	11	790	88	2.97	<2	1	93	<20
L562167		1	0.20	10	0.96	934	1	0.12	10	820	93	2.02	<2	1	94	<20
L562168		<1	0.25	10	1.35	1540	1	0.14	9	700	44	2.30	<2	1	209	<20
L562169		<1	0.16	10	1.11	919	1	0.13	10	810	286	2.51	4	1	136	<20
L562170		1	0.18	20	1.03	873	2	0.12	8	770	205	1.66	5	1	185	<20
L562171		<1	0.12	10	0.96	732	1	0.11	8	740	64	2.75	4	2	113	<20
L562172		1	0.17	10	1.06	817	1	0.13	9	790	95	3.07	<2	2	162	<20
L562173		<1	0.14	10	1.17	656	1	0.12	10	780	78	3.46	4	2	432	<20
L562174		<1	0.15	10	1.29	791	1	0.11	11	780	63	2.95	<2	2	479	<20
L562175		1	0.17	10	1.03	553	1	0.11	10	800	39	2.40	3	2	649	<20
L562176		<1	0.16	10	0.95	584	1	0.10	10	760	55	2.63	2	2	453	<20
L562177		1	0.01	<10	2.01	32	<1	0.05	<1	80	<2	0.18	<2	<1	4800	20
L562178		14	0.15	10	0.50	655	29	0.06	48	210	5540	>10.0	18	1	23	<20

***** See Appendix Page for comments regarding this certificate *****

ALS Canada Ltd.

2103 Dollarton Hwy
North Vancouver BC V7H 0A7
Phone: 604 984 0221 Fax: 604 984 0218 www.alsglobal.com

To: **EQUITY EXPLORATION CONSULTANTS LTD.**
SUITE 200, 900 WEST HASTINGS STREET
VANCOUVER BC V6C 1E5

Finalized Date: 29-NOV-2011
Account: EIABRX

Project: BRX11- 01

CERTIFICATE OF ANALYSIS WH11210279

Sample Description	Method / Analyte / Units / LOR	ME-ICP41 Ti % 0.01	ME-ICP41 Tl ppm 10	ME-ICP41 U ppm 10	ME-ICP41 V ppm 1	ME-ICP41 W ppm 10	ME-ICP41 Zn ppm 2	Au-AA25 Au ppm 0.01	Cu-AA46 Cu % 0.001	Zn-AA46 Zn % 0.001
L562159		<0.01	<10	<10	7	<10	141	0.03		
L562160		0.18	<10	<10	161	<10	88	<0.01		
L562161		<0.01	<10	<10	12	<10	163	<0.01		
L562162		<0.01	<10	<10	9	<10	690	<0.01		
L562163		<0.01	<10	<10	11	<10	769	<0.01		
L562164		<0.01	<10	<10	13	<10	885	<0.01		
L562165		<0.01	<10	<10	11	<10	520	<0.01		
L562166		<0.01	<10	<10	15	<10	172	<0.01		
L562167		<0.01	<10	<10	11	<10	181	<0.01		
L562168		<0.01	<10	<10	11	<10	78	<0.01		
L562169		<0.01	<10	<10	14	<10	503	<0.01		
L562170		<0.01	<10	<10	14	<10	450	<0.01		
L562171		<0.01	<10	<10	19	<10	49	<0.01		
L562172		<0.01	<10	<10	20	<10	48	<0.01		
L562173		<0.01	<10	<10	24	<10	52	<0.01		
L562174		<0.01	<10	<10	26	<10	79	<0.01		
L562175		<0.01	<10	<10	22	<10	58	<0.01		
L562176		<0.01	<10	<10	19	<10	109	<0.01		
L562177		0.01	<10	<10	2	<10	2	<0.01		
L562178		0.04	<10	<10	18	<10	>10000	0.54	1.430	6.96

***** See Appendix Page for comments regarding this certificate *****

ALS Canada Ltd.

2103 Dollarton Hwy
North Vancouver BC V7H 0A7
Phone: 604 984 0221 Fax: 604 984 0218 www.alsglobal.com

To: **EQUITY EXPLORATION CONSULTANTS LTD.**
SUITE 200, 900 WEST HASTINGS STREET
VANCOUVER BC V6C 1E5

Finalized Date: 29-NOV-2011
Account: EIABRX

Project: BRX11- 01

CERTIFICATE OF ANALYSIS WH11210279

Method	CERTIFICATE COMMENTS
ALL METHODS	NSS is non-sufficient sample.

ALS Canada Ltd.

2103 Dollarton Hwy
North Vancouver BC V7H 0A7
Phone: 604 984 0221 Fax: 604 984 0218 www.alsglobal.com

To: **EQUITY EXPLORATION CONSULTANTS LTD.**
SUITE 200, 900 WEST HASTINGS STREET
VANCOUVER BC V6C 1E5

Finalized Date: 23-NOV-2011
Account: EIABRX

CERTIFICATE WH11210278

Project: BRX11- 01

P.O. No.: BRX11-01_32

This report is for 6 Drill Core samples submitted to our lab in Whitehorse, YT, Canada on 12-OCT-2011.

The following have access to data associated with this certificate:

HENRY AWMACK EQUITY ENG EMAIL RYAN TOOLE	DARCY BAKER TOBY HUGHES	WANDA CARTER SORIN POSESCU

SAMPLE PREPARATION

ALS CODE	DESCRIPTION
WEI-21	Received Sample Weight
LOG-22	Sample login - Rcd w/o BarCode
CRU-QC	Crushing QC Test
PUL-QC	Pulverizing QC Test
CRU-31	Fine crushing - 70% <2mm
SPL-21	Split sample - riffle splitter
PUL-31	Pulverize split to 85% <75 um

ANALYTICAL PROCEDURES

ALS CODE	DESCRIPTION	INSTRUMENT
ME-ICP41	35 Element Aqua Regia ICP-AES	ICP-AES
Au-AA25	Ore Grade Au 30g FA AA finish	AAS

To: **EQUITY EXPLORATION CONSULTANTS LTD.**
ATTN: WANDA CARTER
SUITE 200, 900 WEST HASTINGS STREET
VANCOUVER BC V6C 1E5

This is the Final Report and supersedes any preliminary report with this certificate number. Results apply to samples as submitted. All pages of this report have been checked and approved for release.

Signature:
Colin Ramshaw, Vancouver Laboratory Manager

ALS Canada Ltd.

2103 Dollarton Hwy
North Vancouver BC V7H 0A7
Phone: 604 984 0221 Fax: 604 984 0218 www.alsglobal.com

To: **EQUITY EXPLORATION CONSULTANTS LTD.**
SUITE 200, 900 WEST HASTINGS STREET
VANCOUVER BC V6C 1E5

Finalized Date: 23-NOV-2011
Account: EIABRX

Project: BRX11- 01

CERTIFICATE OF ANALYSIS WH11210278

Sample Description	Method	WEI-21	ME-ICP41	ME-ICP41	ME-ICP41	ME-ICP41	ME-ICP41	ME-ICP41	ME-ICP41	ME-ICP41	ME-ICP41	ME-ICP41	ME-ICP41	ME-ICP41	ME-ICP41	ME-ICP41
	Analyte	Recvd Wt.	Ag	Al	As	B	Ba	Be	Bi	Ca	Cd	Co	Cr	Cu	Fe	Ga
	Units	kg	ppm	%	ppm	ppm	ppm	ppm	ppm	%	ppm	ppm	ppm	ppm	%	ppm
	LOR	0.02	0.2	0.01	2	10	10	0.5	2	0.01	0.5	1	1	1	0.01	10
L562035		2.84	0.6	1.02	1450	<10	110	0.6	<2	2.62	<0.5	6	3	17	2.57	<10
L562179		2.94	0.8	0.97	78	<10	150	0.6	<2	3.83	<0.5	9	5	16	3.36	<10
L562180		3.18	0.6	1.13	19	<10	220	0.5	<2	2.75	<0.5	10	6	24	2.90	<10
L562181		3.08	0.4	1.13	2810	<10	40	0.8	<2	3.72	<0.5	8	4	46	3.39	<10
L562182		3.06	1.0	1.19	29	<10	280	0.8	<2	2.37	<0.5	7	5	26	3.00	<10
L562183		2.68	0.6	1.71	83	<10	140	0.6	<2	3.25	<0.5	6	3	31	2.84	10

ALS Canada Ltd.

2103 Dollarton Hwy
North Vancouver BC V7H 0A7
Phone: 604 984 0221 Fax: 604 984 0218 www.alsglobal.com

To: **EQUITY EXPLORATION CONSULTANTS LTD.**
SUITE 200, 900 WEST HASTINGS STREET
VANCOUVER BC V6C 1E5

Finalized Date: 23-NOV-2011
Account: EIABRX

Project: BRX11- 01

CERTIFICATE OF ANALYSIS WH11210278

Sample Description	Method	ME-ICP41	ME-ICP41	ME-ICP41	ME-ICP41	ME-ICP41	ME-ICP41	ME-ICP41	ME-ICP41	ME-ICP41	ME-ICP41	ME-ICP41	ME-ICP41	ME-ICP41	ME-ICP41	ME-ICP41
	Analyte	Hg	K	La	Mg	Mn	Mo	Na	Ni	P	Pb	S	Sb	Sc	Sr	Th
	Units	ppm	%	ppm	%	ppm	ppm	%	ppm	ppm	ppm	%	ppm	ppm	ppm	ppm
	LOR	1	0.01	10	0.01	5	1	0.01	1	10	2	0.01	2	1	1	20
L562035		1	0.52	20	0.34	1400	6	0.11	4	1020	23	1.75	11	2	317	<20
L562179		<1	0.37	10	1.37	1050	2	0.13	9	880	16	3.16	7	3	746	<20
L562180		<1	0.36	20	0.91	796	2	0.14	10	900	18	1.73	7	3	526	<20
L562181		<1	0.46	10	1.26	2280	6	0.10	15	790	44	2.72	33	3	441	<20
L562182		<1	0.47	20	0.78	1110	3	0.11	7	830	30	1.01	5	2	302	<20
L562183		<1	0.39	10	0.69	796	5	0.13	4	700	21	1.70	6	2	392	<20

ALS Canada Ltd.

2103 Dollarton Hwy
North Vancouver BC V7H 0A7
Phone: 604 984 0221 Fax: 604 984 0218 www.alsglobal.com

To: **EQUITY EXPLORATION CONSULTANTS LTD.**
SUITE 200, 900 WEST HASTINGS STREET
VANCOUVER BC V6C 1E5

Finalized Date: 23-NOV-2011
Account: EIABRX

Project: BRX11- 01

CERTIFICATE OF ANALYSIS WH11210278

Sample Description	Method Analyte Units LOR	ME-ICP41 Ti % 0.01	ME-ICP41 Tl ppm 10	ME-ICP41 U ppm 10	ME-ICP41 V ppm 1	ME-ICP41 W ppm 10	ME-ICP41 Zn ppm 2	Au-AA25 Au ppm 0.01
L562035		<0.01	<10	<10	11	<10	92	0.04
L562179		<0.01	<10	<10	20	<10	65	<0.01
L562180		<0.01	<10	<10	21	<10	70	<0.01
L562181		<0.01	<10	<10	16	<10	98	0.03
L562182		<0.01	<10	<10	20	<10	97	<0.01
L562183		<0.01	<10	<10	22	<10	65	<0.01

ALS Canada Ltd.

2103 Dollarton Hwy
North Vancouver BC V7H 0A7
Phone: 604 984 0221 Fax: 604 984 0218 www.alsglobal.com

To: **EQUITY EXPLORATION CONSULTANTS LTD.**
SUITE 200, 900 WEST HASTINGS STREET
VANCOUVER BC V6C 1E5

Finalized Date: 6-DEC-2011
Account: EIABRX

CERTIFICATE WH11210277

Project: BRX11- 01

P.O. No.: BRX11-01_29

This report is for 190 Drill Core samples submitted to our lab in Whitehorse, YT, Canada on 12-OCT-2011.

The following have access to data associated with this certificate:

HENRY AWMACK EQUITY ENG EMAIL RYAN TOOLE	DARCY BAKER TOBY HUGHES	WANDA CARTER SORIN POSESCU

SAMPLE PREPARATION

ALS CODE	DESCRIPTION
WEI-21	Received Sample Weight
LOG-24	Pulp Login - Rcd w/o Barcode
LOG-22	Sample login - Rcd w/o BarCode
CRU-QC	Crushing QC Test
PUL-QC	Pulverizing QC Test
CRU-31	Fine crushing - 70% <2mm
SPL-21	Split sample - riffle splitter
PUL-31	Pulverize split to 85% <75 um

ANALYTICAL PROCEDURES

ALS CODE	DESCRIPTION	INSTRUMENT
Ag-GRA21	Ag 30g FA-GRAV finish	WST-SIM
Cu-AA46	Ore grade Cu - aqua regia/AA	AAS
Pb-AA46	Ore grade Pb - aqua regia/AA	AAS
Zn-AA46	Ore grade Zn - aqua regia/AA	AAS
ME-ICP41	35 Element Aqua Regia ICP-AES	ICP-AES
Au-AA25	Ore Grade Au 30g FA AA finish	AAS
Au-GRA21	Au 30g FA-GRAV finish	WST-SIM

To: **EQUITY EXPLORATION CONSULTANTS LTD.**
ATTN: WANDA CARTER
SUITE 200, 900 WEST HASTINGS STREET
VANCOUVER BC V6C 1E5

This is the Final Report and supersedes any preliminary report with this certificate number. Results apply to samples as submitted. All pages of this report have been checked and approved for release.

Signature:
Colin Ramshaw, Vancouver Laboratory Manager

ALS Canada Ltd.

2103 Dollarton Hwy
North Vancouver BC V7H 0A7
Phone: 604 984 0221 Fax: 604 984 0218 www.alsglobal.com

To: **EQUITY EXPLORATION CONSULTANTS LTD.**
SUITE 200, 900 WEST HASTINGS STREET
VANCOUVER BC V6C 1E5

Finalized Date: 6-DEC-2011
Account: EIABRX

Project: BRX11-01

CERTIFICATE OF ANALYSIS WH11210277

Sample Description	Method / Analyte / Units / LOR	WEI-21 Recvd Wt. kg .02	ME-ICP41 Ag ppm 0.2	ME-ICP41 Al % 0.01	ME-ICP41 As ppm 2	ME-ICP41 B ppm 10	ME-ICP41 Ba ppm 10	ME-ICP41 Be ppm 0.5	ME-ICP41 Bi ppm 2	ME-ICP41 Ca % 0.01	ME-ICP41 Cd ppm 0.5	ME-ICP41 Co ppm 1	ME-ICP41 Cr ppm 1	ME-ICP41 Cu ppm 1	ME-ICP41 Fe % 0.01	ME-ICP41 Ga ppm 10
L844764		4.49	>100	0.56	4170	<10	20	<0.5	4	0.08	9.1	4	8	1265	8.63	<10
L844765		3.03	>100	0.33	5530	<10	10	<0.5	5	0.01	32.6	5	2	6140	11.95	<10
L844766		3.51	>100	0.42	4540	<10	20	<0.5	7	0.01	22.7	5	2	1610	8.26	<10
L844767		4.25	80.3	0.42	2810	<10	40	<0.5	4	0.01	17.0	7	2	357	5.69	<10
L844768		1.95	>100	0.43	5470	<10	10	<0.5	<2	0.11	350	7	3	2670	8.83	<10
L844769/70		5.31	>100	0.44	7550	<10	30	<0.5	11	0.55	868	5	1	801	10.00	10
L844770		2.72	65.0	0.45	1860	<10	60	0.6	3	0.33	125.0	6	2	72	3.93	<10
L844771		2.79	>100	0.32	6490	<10	20	0.5	6	2.14	>1000	3	1	1205	7.64	20
L844772		4.79	>100	0.43	5540	<10	20	<0.5	8	0.32	843	5	2	716	9.30	10
L844773		3.79	>100	0.50	4310	<10	20	0.5	9	0.55	64.7	5	2	698	11.40	<10
L844774		3.05	33.7	0.50	1480	<10	60	0.5	3	0.52	18.6	7	2	159	4.03	<10
L844775		2.45	8.0	0.51	641	<10	60	0.5	2	0.36	11.0	7	1	20	3.64	<10
L844776		2.70	>100	0.43	3680	<10	20	<0.5	19	0.82	129.0	5	2	1270	10.35	<10
L844777		3.42	11.4	0.50	1380	<10	70	0.5	<2	0.59	6.2	8	2	33	3.47	<10
L844778		3.38	>100	0.46	2620	<10	40	0.5	7	0.37	48.2	6	2	456	7.75	<10
L844779		3.84	>100	0.48	1605	<10	30	0.5	3	1.29	196.5	6	2	423	5.88	<10
L844780		0.05	41.8	0.81	153	<10	10	<0.5	20	0.51	230	185	53	>10000	18.2	10
L844781		0.32	0.2	0.03	<2	<10	10	<0.5	<2	21.1	0.5	2	1	12	0.52	<10
L844782		2.60	28.2	0.56	555	<10	70	0.5	<2	0.66	21.7	9	3	41	3.99	<10
L844783		5.27	>100	0.41	3490	<10	30	<0.5	8	0.80	>1000	6	1	658	6.47	10
L844784		2.52	>100	0.50	1465	<10	50	<0.5	5	0.37	416	6	1	298	4.89	<10
L844785		3.79	>100	0.46	4920	<10	20	<0.5	9	0.51	>1000	6	2	522	5.95	10
L844786		4.27	35.3	0.52	1635	<10	100	<0.5	<2	0.61	16.1	9	3	52	2.82	<10
L844787		2.65	>100	0.53	2850	<10	50	0.5	3	1.13	602	6	1	408	5.04	<10
L844788		5.36	>100	0.37	2960	<10	30	<0.5	12	0.60	952	3	1	2430	5.37	10
L844789		3.02	>100	0.45	2600	<10	40	<0.5	9	0.68	773	3	2	5230	5.27	10
L844790		2.83	>100	0.49	2200	<10	60	<0.5	7	0.52	385	5	1	2010	4.30	<10
L844791		2.31	>100	0.69	1675	<10	30	<0.5	4	0.93	288	7	2	1435	4.62	<10
L844792		2.44	>100	0.52	3590	<10	40	0.6	16	0.85	81.1	6	1	1035	9.63	<10
L844793		2.03	>100	0.58	2730	<10	50	0.6	10	0.35	39.8	8	2	618	6.96	<10
L844794		2.12	>100	0.54	2140	<10	20	0.5	3	0.78	51.6	8	2	432	4.84	<10
L844795		3.68	>100	0.47	3410	<10	30	0.5	9	1.04	98.0	8	1	675	7.73	<10
L844796		4.58	29.8	0.53	1915	<10	60	<0.5	<2	0.55	15.5	8	3	104	3.70	<10
L844797		3.60	>100	0.49	2230	<10	40	0.5	3	0.76	36.0	9	2	145	4.05	<10
L844798		2.70	>100	0.47	3820	<10	10	0.5	9	1.96	158.5	6	1	665	7.47	<10
L844799		2.53	>100	0.53	2370	<10	60	0.5	7	1.80	55.3	6	2	395	5.98	<10
L844800		0.06	80.9	1.64	494	<10	30	<0.5	6	2.03	56.0	30	77	>10000	6.20	10
L844801		0.44	1.3	0.05	14	<10	20	<0.5	<2	20.6	<0.5	3	1	62	0.52	<10
L844802		1.56	>100	0.46	2950	<10	30	<0.5	16	0.80	95.2	7	1	1055	8.78	<10
L844803		2.63	65.2	0.53	2400	<10	50	0.5	2	0.87	21.3	9	2	263	4.20	<10

Comments: Gold assay(s) on sample L844806 is (are) reported by fire assay gravimetric method due to high silver content in sample(s) that may cause incomplete gold dissolution in aqua-regia solution

ALS Canada Ltd.
2103 Dollarton Hwy
North Vancouver BC V7H 0A7
Phone: 604 984 0221 Fax: 604 984 0218 www.alsglobal.com

To: **EQUITY EXPLORATION CONSULTANTS LTD.**
SUITE 200, 900 WEST HASTINGS STREET
VANCOUVER BC V6C 1E5

Finalized Date: 6-DEC-2011
Account: EIABRX

Project: BRX11- 01

CERTIFICATE OF ANALYSIS WH11210277

Sample Description	Method	ME-ICP41	ME-ICP41	ME-ICP41	ME-ICP41	ME-ICP41	ME-ICP41	ME-ICP41	ME-ICP41	ME-ICP41	ME-ICP41	ME-ICP41	ME-ICP41	ME-ICP41	ME-ICP41	ME-ICP41
	Analyte	Hg	K	La	Mg	Mn	Mo	Na	Ni	P	Pb	S	Sb	Sc	Sr	Th
	Units	ppm	%	ppm	%	ppm	ppm	%	ppm	ppm	ppm	%	ppm	ppm	ppm	ppm
	LOR	1	0.01	10	0.01	5	1	0.01	1	10	2	0.01	2	1	1	20
L844764		1	0.35	10	0.04	71	4	0.02	<1	50	9150	9.08	2600	1	30	<20
L844765		1	0.22	10	0.02	33	1	0.01	<1	30	>10000	>10.0	>10000	<1	111	<20
L844766		<1	0.28	10	0.02	36	<1	0.01	<1	40	>10000	9.92	6130	<1	26	<20
L844767		1	0.26	20	0.02	36	<1	0.01	1	120	5380	6.45	1065	1	14	<20
L844768		2	0.27	10	0.03	81	<1	0.03	1	300	>10000	>10.0	2300	1	22	<20
L844769/70		3	0.28	10	0.12	421	<1	0.02	<1	560	>10000	>10.0	4190	1	63	<20
L844770		<1	0.33	20	0.03	219	<1	0.01	<1	610	6750	4.24	163	1	56	<20
L844771		9	0.19	10	0.76	913	<1	0.01	<1	390	>10000	>10.0	7610	1	77	<20
L844772		4	0.29	10	0.07	318	<1	0.01	<1	530	>10000	>10.0	8300	1	44	<20
L844773		2	0.33	10	0.05	248	<1	0.02	<1	640	>10000	>10.0	3010	1	110	<20
L844774		1	0.35	20	0.03	184	1	0.02	1	780	2550	4.20	423	1	115	<20
L844775		<1	0.37	20	0.04	172	1	0.01	<1	740	435	3.70	117	1	58	<20
L844776		1	0.30	10	0.17	411	1	0.01	<1	550	>10000	>10.0	6650	1	122	<20
L844777		<1	0.35	20	0.04	187	<1	0.01	2	770	391	3.48	128	1	119	<20
L844778		1	0.33	20	0.04	131	1	0.01	<1	650	7990	9.27	1870	1	62	<20
L844779		1	0.32	10	0.41	458	<1	0.01	<1	620	>10000	7.34	1015	1	140	<20
L844780		14	0.17	10	0.56	720	34	0.04	43	220	6680	>10.0	28	2	15	<20
L844781		<1	0.01	<10	13.15	211	<1	0.01	1	160	32	0.06	7	<1	40	<20
L844782		<1	0.38	20	0.10	176	<1	0.01	5	860	2050	4.12	235	1	123	<20
L844783		7	0.26	10	0.22	320	<1	0.02	<1	660	>10000	>10.0	1400	1	103	<20
L844784		1	0.35	20	0.07	145	<1	0.01	<1	650	>10000	7.27	1090	1	77	<20
L844785		5	0.30	10	0.09	254	<1	0.02	1	720	>10000	>10.0	1720	1	92	<20
L844786		<1	0.32	10	0.05	193	<1	0.04	4	830	3000	3.01	123	1	141	<20
L844787		2	0.30	10	0.35	449	<1	0.04	2	740	>10000	8.11	1160	1	154	<20
L844788		3	0.23	10	0.13	323	<1	0.03	2	600	>10000	>10.0	>10000	1	112	<20
L844789		2	0.29	10	0.08	322	<1	0.02	<1	630	>10000	>10.0	8290	1	161	<20
L844790		1	0.30	10	0.05	193	<1	0.03	1	820	>10000	6.79	1970	1	152	<20
L844791		2	0.44	10	0.13	300	3	0.01	3	740	>10000	6.45	1570	1	174	<20
L844792		1	0.33	10	0.16	336	4	0.01	2	590	>10000	>10.0	2890	1	196	<20
L844793		1	0.35	20	0.05	109	3	0.02	2	750	>10000	8.88	1590	1	138	<20
L844794		1	0.34	10	0.09	256	2	0.02	2	790	>10000	6.18	1180	1	409	<20
L844795		2	0.31	20	0.09	300	4	0.01	4	590	>10000	>10.0	1380	1	286	<20
L844796		<1	0.34	20	0.04	195	2	0.01	5	720	744	3.99	171	1	126	<20
L844797		1	0.31	20	0.07	206	2	0.01	4	840	3790	4.73	376	1	140	<20
L844798		1	0.30	10	0.20	523	3	0.01	2	570	>10000	>10.0	4230	1	366	<20
L844799		1	0.34	10	0.50	619	3	0.01	3	630	4380	7.39	548	1	235	<20
L844800		2	0.37	10	1.43	779	1340	0.10	254	1290	8310	4.45	73	7	208	<20
L844801		1	0.03	10	12.50	213	3	0.01	6	190	45	0.07	6	<1	47	<20
L844802		1	0.29	10	0.15	210	5	0.02	3	540	5990	>10.0	962	1	151	<20
L844803		<1	0.34	10	0.10	233	3	0.01	4	800	733	4.76	226	1	212	<20

Comments: Gold assay(s) on sample L844806 is (are) reported by fire assay gravimetric method due to high silver content in sample(s) that may cause incomplete gold dissolution in aqua-regia solution

ALS Canada Ltd.
2103 Dollarton Hwy
North Vancouver BC V7H 0A7
Phone: 604 984 0221 Fax: 604 984 0218 www.alsglobal.com

To: **EQUITY EXPLORATION CONSULTANTS LTD.**
SUITE 200, 900 WEST HASTINGS STREET
VANCOUVER BC V6C 1E5

Finalized Date: 6-DEC-2011
Account: EIABRX

Project: BRX11-01

CERTIFICATE OF ANALYSIS WH11210277

Sample Description	Method / Analyte / Units / LOR	ME-ICP41 Ti % 0.01	ME-ICP41 Tl ppm 10	ME-ICP41 U ppm 10	ME-ICP41 V ppm 1	ME-ICP41 W ppm 10	ME-ICP41 Zn ppm 2	Au-AA25 Au ppm 0.01	Au-GRA21 Au ppm 0.05	Ag-GRA21 Ag ppm 5	Cu-AA46 Cu % 0.001	Pb-AA46 Pb % 0.001	Zn-AA46 Zn % 0.001
L844764		<0.01	10	<10	7	10	1320	2.02		187			
L844765		<0.01	10	<10	3	10	7090	3.63	3.68	285		4.40	
L844766		<0.01	10	<10	4	10	3310	3.09	3.35	189		2.03	
L844767		<0.01	<10	<10	4	<10	1920	1.69					
L844768		<0.01	10	<10	5	30	>10000	1.53		338		1.740	2.14
L844769/70		<0.01	<10	<10	7	30	>10000	3.10	3.24	943		8.33	3.83
L844770		<0.01	<10	<10	5	10	5720	0.96					
L844771		<0.01	<10	<10	7	30	>10000	6.21	5.81	3110		13.60	13.65
L844772		<0.01	<10	<10	5	30	>10000	3.40	3.93	1420		6.48	5.27
L844773		<0.01	<10	<10	7	20	8500	1.89		192		1.400	
L844774		<0.01	<10	<10	5	<10	1980	0.78					
L844775		<0.01	<10	<10	3	<10	1150	0.49					
L844776		<0.01	<10	<10	6	20	>10000	3.21	3.29	259		3.21	1.205
L844777		<0.01	<10	<10	5	<10	721	0.62					
L844778		<0.01	<10	<10	5	10	4050	2.69		99			
L844779		<0.01	<10	<10	6	20	>10000	1.38		230		1.660	1.335
L844780		0.04	<10	<10	18	20	>10000	0.46			1.360		7.27
L844781		<0.01	<10	<10	1	<10	93	<0.01					
L844782		<0.01	<10	<10	7	<10	2160	0.23					
L844783		<0.01	<10	<10	6	30	>10000	1.63		551		5.05	8.93
L844784		<0.01	<10	<10	5	30	>10000	1.31		501		4.33	2.44
L844785		<0.01	<10	<10	6	20	>10000	2.33		1115		7.64	8.13
L844786		<0.01	<10	<10	7	<10	1100	0.38					
L844787		<0.01	<10	<10	9	30	>10000	0.83		430		4.45	2.99
L844788		<0.01	<10	<10	6	20	>10000	0.19		1925		15.55	5.28
L844789		<0.01	<10	<10	5	20	>10000	2.58		1485		9.72	4.37
L844790		<0.01	<10	<10	5	20	>10000	1.01		832		3.70	2.10
L844791		<0.01	<10	<10	8	10	>10000	0.81		261		1.425	1.660
L844792		<0.01	<10	<10	7	<10	9000	2.09		442		2.74	
L844793		<0.01	<10	<10	6	<10	5760	1.50		245		1.830	
L844794		<0.01	<10	<10	7	<10	6560	0.81		144		1.010	
L844795		<0.01	<10	<10	6	10	>10000	1.26		227		1.205	1.220
L844796		<0.01	<10	<10	6	<10	1500	0.39					
L844797		<0.01	<10	<10	4	<10	3630	0.54		168			
L844798		<0.01	<10	<10	6	10	>10000	1.49		503		2.20	1.775
L844799		<0.01	<10	<10	6	<10	7730	1.26		137			
L844800		0.11	<10	<10	75	<10	9150	1.37			2.42		
L844801		<0.01	<10	<10	3	<10	74	<0.01					
L844802		<0.01	<10	<10	5	10	>10000	1.62		320			1.280
L844803		<0.01	<10	<10	5	<10	2500	0.68					

Comments: Gold assay(s) on sample L844806 is (are) reported by fire assay gravimetric method due to high silver content in sample(s) that may cause incomplete gold dissolution in aqua-regia solution

ALS Canada Ltd.
2103 Dollarton Hwy
North Vancouver BC V7H 0A7
Phone: 604 984 0221 Fax: 604 984 0218 www.alsglobal.com

To: **EQUITY EXPLORATION CONSULTANTS LTD.**
SUITE 200, 900 WEST HASTINGS STREET
VANCOUVER BC V6C 1E5

Finalized Date: 6-DEC-2011
Account: EIABRX

Project: BRX11-01

CERTIFICATE OF ANALYSIS WH11210277

Sample Description	Method	WEI-21	ME-ICP41	ME-ICP41	ME-ICP41	ME-ICP41	ME-ICP41	ME-ICP41	ME-ICP41	ME-ICP41	ME-ICP41	ME-ICP41	ME-ICP41	ME-ICP41	ME-ICP41	ME-ICP41
	Analyte	Recvd Wt.	Ag	Al	As	B	Ba	Be	Bi	Ca	Cd	Co	Cr	Cu	Fe	Ga
	Units	kg	ppm	%	ppm	ppm	ppm	ppm	ppm	%	ppm	ppm	ppm	ppm	%	ppm
	LOR	.02	0.2	0.01	2	10	10	0.5	2	0.01	0.5	1	1	1	0.01	10
L844804		4.42	>100	0.43	4370	<10	20	0.5	51	1.29	537	5	1	5040	8.41	<10
L844805		3.92	>100	0.36	3170	<10	30	<0.5	81	0.98	751	6	2	7290	7.13	10
L844806		3.57	>100	0.39	1425	<10	30	<0.5	112	0.74	429	6	2	5080	4.79	<10
L844807		3.43	>100	0.42	2440	<10	20	<0.5	88	0.84	771	6	2	3640	7.79	10
L844808		3.20	>100	0.47	2930	<10	20	0.5	88	1.80	584	6	3	4150	7.45	<10
L844809		2.89	>100	0.39	4220	<10	20	<0.5	170	1.73	583	5	2	8400	9.22	<10
L844810		2.73	>100	0.43	3950	<10	20	0.5	98	1.83	529	5	<1	4210	10.40	<10
L844811		2.53	>100	0.38	4940	<10	20	<0.5	62	1.93	224	4	1	3980	11.95	<10
L844812		3.41	>100	0.45	2440	<10	40	<0.5	9	0.66	198.0	8	1	422	6.30	<10
L844813		3.48	>100	0.44	2650	<10	30	<0.5	18	0.43	281	6	1	678	8.34	<10
L844814		3.10	>100	0.47	3570	<10	30	0.5	9	1.09	207	9	2	262	6.50	<10
L844815		3.22	>100	0.40	2850	<10	20	<0.5	11	0.87	472	6	1	327	6.79	<10
L844816		3.35	>100	0.42	2460	<10	30	<0.5	11	1.34	462	6	1	366	5.79	<10
L844817		3.67	>100	0.43	2690	<10	30	<0.5	12	0.50	258	7	1	640	8.17	<10
L844818		2.68	>100	0.47	4150	<10	30	0.5	8	0.85	184.5	9	2	389	7.70	<10
L844819		2.26	>100	0.50	2550	<10	30	<0.5	4	1.40	464	7	2	276	5.90	<10
L844820		3.08	>100	0.46	3520	<10	30	0.5	13	1.10	579	6	1	495	7.50	<10
L844822		0.06	38.5	0.81	155	<10	10	<0.5	46	0.50	227	179	54	>10000	17.4	20
L844823		0.70	1.4	0.05	25	<10	10	<0.5	<2	20.6	1.2	3	1	24	0.49	<10
L844824		5.24	77.7	0.49	2360	<10	60	<0.5	<2	0.58	59.2	9	2	184	4.20	<10
L844825		2.70	13.0	0.47	2480	<10	70	<0.5	<2	0.75	13.6	7	2	21	3.20	<10
L844826		2.33	>100	0.46	2240	<10	30	<0.5	8	0.80	346	8	2	153	5.14	<10
L844827		3.16	>100	0.45	2570	<10	30	<0.5	2	0.99	386	5	2	175	5.44	<10
L844828		3.12	>100	0.47	1550	<10	30	<0.5	5	0.61	259	8	1	194	4.81	<10
L844829		3.43	>100	0.45	3440	<10	20	<0.5	15	0.26	862	6	1	609	8.46	<10
L844830		4.33	>100	0.47	3340	<10	20	0.5	24	0.23	486	5	1	511	7.77	<10
L844831		5.96	20.2	0.50	1785	<10	40	0.5	<2	0.37	17.7	9	2	52	3.67	<10
L844832		2.46	>100	0.46	2820	<10	60	<0.5	3	0.63	83.1	5	1	135	4.43	<10
L844833		1.81	>100	0.49	1360	<10	20	<0.5	7	0.53	380	6	1	152	4.44	<10
L844834		3.40	>100	0.44	4970	<10	20	<0.5	2	0.33	144.0	8	1	119	4.38	<10
L844835		2.30	>100	0.44	4250	<10	20	<0.5	17	0.37	219	5	1	498	9.58	<10
L844836		2.57	>100	0.43	4850	<10	30	<0.5	5	0.48	184.5	7	1	210	5.74	<10
L844837		2.61	>100	0.43	2560	<10	30	<0.5	6	0.48	139.5	6	1	300	5.22	<10
L844838		3.20	>100	0.41	4190	<10	20	<0.5	13	0.34	319	5	1	415	8.01	<10
L844839		3.71	44.1	0.48	1190	<10	90	<0.5	<2	0.88	29.2	5	1	69	2.94	<10
L844840		0.08	82.4	1.59	474	<10	30	<0.5	<2	2.00	56.2	28	76	>10000	6.13	10
L844841		0.38	0.6	0.05	7	<10	10	<0.5	<2	19.3	<0.5	1	1	2	0.44	<10
L844842		2.65	>100	0.48	2790	<10	60	<0.5	10	0.59	40.2	8	2	320	5.24	<10
L844843		2.54	>100	0.45	3650	<10	20	<0.5	21	0.63	165.0	6	1	684	8.81	<10
L844844		3.33	>100	0.49	1580	<10	50	<0.5	5	0.35	64.4	7	2	187	5.04	<10

Comments: Gold assay(s) on sample L844806 is (are) reported by fire assay gravimetric method due to high silver content in sample(s) that may cause incomplete gold dissolution in aqua-regia solution

ALS Canada Ltd.
2103 Dollarton Hwy
North Vancouver BC V7H 0A7
Phone: 604 984 0221 Fax: 604 984 0218 www.alsglobal.com

To: **EQUITY EXPLORATION CONSULTANTS LTD.**
SUITE 200, 900 WEST HASTINGS STREET
VANCOUVER BC V6C 1E5

Finalized Date: 6-DEC-2011
Account: EIABRX

Project: BRX11- 01

CERTIFICATE OF ANALYSIS WH11210277

Sample Description	Method	ME-ICP41	ME-ICP41	ME-ICP41	ME-ICP41	ME-ICP41	ME-ICP41	ME-ICP41	ME-ICP41	ME-ICP41	ME-ICP41	ME-ICP41	ME-ICP41	ME-ICP41	ME-ICP41	ME-ICP41
	Analyte	Hg	K	La	Mg	Mn	Mo	Na	Ni	P	Pb	S	Sb	Sc	Sr	Th
	Units	ppm	%	ppm	%	ppm	ppm	%	ppm	ppm	ppm	%	ppm	ppm	ppm	ppm
	LOR	1	0.01	10	0.01	5	1	0.01	1	10	2	0.01	2	1	1	20
L844804		2	0.27	10	0.35	474	4	0.02	1	600	>10000	>10.0	4830	1	171	<20
L844805		3	0.23	10	0.24	344	4	0.02	2	630	>10000	>10.0	7470	1	159	<20
L844806		3	0.25	10	0.19	217	3	0.02	2	720	>10000	9.93	6170	1	130	<20
L844807		3	0.26	10	0.21	325	4	0.02	2	720	>10000	>10.0	4160	1	178	<20
L844808		3	0.29	10	0.68	504	3	0.03	2	500	>10000	>10.0	5300	1	187	<20
L844809		3	0.25	10	0.57	510	4	0.03	1	520	>10000	>10.0	>10000	1	194	<20
L844810		3	0.27	10	0.69	490	4	0.02	1	580	>10000	>10.0	7560	1	186	<20
L844811		3	0.25	10	0.63	614	4	0.02	1	400	>10000	>10.0	6260	1	263	<20
L844812		1	0.29	10	0.08	146	3	0.03	2	710	>10000	9.21	1550	1	195	<20
L844813		2	0.28	10	0.09	137	3	0.03	2	630	>10000	>10.0	3510	1	112	<20
L844814		1	0.31	10	0.39	249	3	0.03	6	730	>10000	9.21	1090	1	118	<20
L844815		3	0.26	10	0.22	321	3	0.03	1	630	>10000	>10.0	1940	1	149	<20
L844816		3	0.27	10	0.46	342	4	0.03	<1	620	>10000	9.42	2370	1	153	<20
L844817		2	0.28	10	0.11	209	3	0.03	1	570	>10000	>10.0	1880	1	122	<20
L844818		1	0.30	10	0.25	349	3	0.03	4	620	9070	>10.0	992	1	155	<20
L844819		2	0.31	10	0.43	411	2	0.02	2	690	>10000	8.88	1310	1	202	<20
L844820		3	0.30	10	0.41	397	3	0.02	4	590	>10000	>10.0	1310	1	121	<20
L844822		15	0.17	10	0.54	706	37	0.03	52	220	6440	>10.0	28	2	17	<20
L844823		1	0.03	10	12.50	199	2	0.01	4	180	76	0.08	6	<1	43	<20
L844824		1	0.32	20	0.06	180	3	0.02	5	800	4510	4.87	350	1	162	<20
L844825		<1	0.32	20	0.08	246	1	0.03	7	810	351	3.51	96	1	179	<20
L844826		2	0.30	10	0.13	298	1	0.03	7	770	>10000	7.74	927	1	139	<20
L844827		2	0.29	10	0.35	382	<1	0.03	6	680	>10000	8.17	1170	1	125	<20
L844828		2	0.29	10	0.13	217	1	0.04	2	680	8430	6.83	697	1	125	<20
L844829		5	0.28	10	0.04	129	1	0.04	3	490	>10000	>10.0	1920	<1	85	<20
L844830		3	0.30	10	0.05	147	1	0.04	1	490	>10000	>10.0	843	<1	97	<20
L844831		<1	0.34	20	0.05	162	<1	0.05	9	770	718	3.86	133	1	134	<20
L844832		1	0.31	10	0.06	320	1	0.04	<1	650	6610	5.70	996	1	156	<20
L844833		2	0.31	20	0.04	204	1	0.05	3	740	>10000	7.44	1970	<1	126	<20
L844834		1	0.28	20	0.04	145	<1	0.05	5	800	5230	5.94	604	<1	111	<20
L844835		2	0.28	10	0.07	337	1	0.05	<1	530	>10000	>10.0	3140	1	96	<20
L844836		2	0.29	20	0.08	335	1	0.04	3	650	6140	8.62	1740	1	126	<20
L844837		2	0.28	10	0.07	328	1	0.04	1	640	>10000	7.84	4070	1	117	<20
L844838		4	0.26	10	0.07	374	1	0.05	1	530	>10000	>10.0	8800	1	88	<20
L844839		<1	0.32	20	0.07	388	<1	0.04	<1	790	2480	3.59	1050	1	205	<20
L844840		3	0.36	10	1.40	777	1300	0.10	248	1280	8190	4.43	78	7	210	<20
L844841		<1	0.04	<10	11.95	214	<1	<0.01	2	170	29	0.04	12	<1	44	<20
L844842		1	0.33	20	0.11	365	1	0.05	4	780	4860	6.72	2160	1	137	<20
L844843		2	0.29	10	0.16	401	2	0.05	3	560	>10000	>10.0	6510	1	143	<20
L844844		1	0.30	20	0.06	196	1	0.07	3	770	3480	6.62	1350	1	109	<20

Comments: Gold assay(s) on sample L844806 is (are) reported by fire assay gravimetric method due to high silver content in sample(s) that may cause incomplete gold dissolution in aqua-regia solution

ALS Canada Ltd.
2103 Dollarton Hwy
North Vancouver BC V7H 0A7
Phone: 604 984 0221 Fax: 604 984 0218 www.alsglobal.com

To: **EQUITY EXPLORATION CONSULTANTS LTD.**
SUITE 200, 900 WEST HASTINGS STREET
VANCOUVER BC V6C 1E5

Finalized Date: 6-DEC-2011
Account: EIABRX

Project: BRX11-01

CERTIFICATE OF ANALYSIS WH11210277

Sample Description	Method / Analyte / Units / LOR	ME-ICP41 Ti % 0.01	ME-ICP41 Tl ppm 10	ME-ICP41 U ppm 10	ME-ICP41 V ppm 1	ME-ICP41 W ppm 10	ME-ICP41 Zn ppm 2	Au-AA25 Au ppm 0.01	Au-GRA21 Au ppm 0.05	Ag-GRA21 Ag ppm 5	Cu-AA46 Cu % 0.001	Pb-AA46 Pb % 0.001	Zn-AA46 Zn % 0.001
L844804		<0.01	<10	<10	8	10	>10000	2.10		2220		12.60	3.19
L844805		<0.01	<10	<10	6	20	>10000	3.59	3.29	3270		13.25	4.38
L844806		<0.01	<10	<10	5	20	>10000		2.82	3740		15.45	2.30
L844807		<0.01	<10	<10	7	20	>10000	3.46	3.66	1700		10.15	4.70
L844808		<0.01	<10	<10	12	10	>10000	2.27		2890		11.30	4.18
L844809		<0.01	<10	<10	9	20	>10000	3.58	3.92	3180		12.60	3.15
L844810		<0.01	<10	<10	9	20	>10000	3.87	4.05	3600		8.41	2.98
L844811		<0.01	<10	<10	6	20	>10000	2.49		3570		8.00	2.14
L844812		<0.01	<10	<10	4	20	>10000	1.67		469		2.51	1.875
L844813		<0.01	<10	<10	5	20	>10000	4.58	4.53	629		4.49	3.07
L844814		<0.01	<10	<10	7	10	>10000	2.86		335		1.730	1.910
L844815		<0.01	<10	<10	7	20	>10000	1.15		533		3.13	3.88
L844816		<0.01	<10	<10	7	20	>10000	1.10		430		3.01	3.48
L844817		<0.01	<10	<10	5	20	>10000	3.84	4.10	367		1.525	2.11
L844818		<0.01	<10	<10	6	10	>10000	1.72		163			1.730
L844819		<0.01	<10	<10	6	10	>10000	1.20		300		1.635	2.79
L844820		<0.01	<10	<10	8	20	>10000	1.54		387		2.20	3.28
L844822		0.04	<10	<10	18	<10	>10000	0.44			1.310		7.26
L844823		<0.01	<10	<10	3	<10	200	<0.01					
L844824		<0.01	<10	<10	5	<10	4790	0.48					
L844825		<0.01	<10	<10	4	<10	1130	0.18					
L844826		<0.01	<10	<10	5	10	>10000	1.59		223		1.655	2.52
L844827		<0.01	<10	<10	6	<10	>10000	1.48		136		1.065	2.95
L844828		<0.01	<10	<10	6	<10	>10000	1.06		158			1.905
L844829		<0.01	<10	<10	4	10	>10000	1.41		313		1.835	6.46
L844830		<0.01	<10	<10	5	10	>10000	1.37		272		1.830	3.85
L844831		<0.01	<10	<10	5	<10	1930	0.27					
L844832		<0.01	<10	<10	4	<10	8400	0.66		110			
L844833		<0.01	<10	<10	4	<10	>10000	0.62		193		1.265	3.80
L844834		<0.01	<10	<10	4	<10	>10000	0.48		94			1.740
L844835		<0.01	<10	<10	5	10	>10000	1.43		265		1.895	3.60
L844836		<0.01	<10	<10	5	<10	>10000	0.76		107			3.39
L844837		<0.01	<10	<10	5	<10	>10000	0.80		180		1.120	2.72
L844838		<0.01	<10	<10	5	<10	>10000	1.27		232		2.24	7.64
L844839		<0.01	<10	<10	3	<10	7010	0.40					
L844840		0.10	<10	<10	74	10	9350	1.42			2.44		
L844841		<0.01	<10	<10	2	<10	86	<0.01					
L844842		<0.01	<10	<10	5	<10	8790	1.07		193			
L844843		<0.01	<10	<10	6	10	>10000	1.29		389		1.535	4.02
L844844		<0.01	<10	<10	5	<10	>10000	0.72		112			1.200

Comments: Gold assay(s) on sample L844806 is (are) reported by fire assay gravimetric method due to high silver content in sample(s) that may cause incomplete gold dissolution in aqua-regia solution

ALS Canada Ltd.
2103 Dollarton Hwy
North Vancouver BC V7H 0A7
Phone: 604 984 0221 Fax: 604 984 0218 www.alsglobal.com

To: **EQUITY EXPLORATION CONSULTANTS LTD.**
SUITE 200, 900 WEST HASTINGS STREET
VANCOUVER BC V6C 1E5

Finalized Date: 6-DEC-2011
Account: EIABRX

Project: BRX11- 01

CERTIFICATE OF ANALYSIS WH11210277

Sample Description	Method	WEI-21	ME-ICP41	ME-ICP41	ME-ICP41	ME-ICP41	ME-ICP41	ME-ICP41	ME-ICP41	ME-ICP41	ME-ICP41	ME-ICP41	ME-ICP41	ME-ICP41	ME-ICP41	ME-ICP41
	Analyte	Recvd Wt.	Ag	Al	As	B	Ba	Be	Bi	Ca	Cd	Co	Cr	Cu	Fe	Ga
	Units	kg	ppm	%	ppm	ppm	ppm	ppm	ppm	%	ppm	ppm	ppm	ppm	%	ppm
	LOR	.02	0.2	0.01	2	10	10	0.5	2	0.01	0.5	1	1	1	0.01	10
L844845		3.19	>100	0.47	2330	<10	30	<0.5	8	0.47	91.5	7	1	429	6.04	<10
L844846		4.42	>100	0.48	2530	<10	30	<0.5	8	0.71	66.7	6	1	296	6.25	<10
L844847		4.86	11.9	0.56	958	<10	90	0.5	<2	0.49	7.5	9	2	26	2.70	<10
L844848		4.78	8.4	0.52	3210	<10	80	0.5	<2	0.49	13.8	10	2	23	3.66	<10
L844849		2.42	13.2	0.51	2340	<10	70	0.5	<2	0.78	23.7	9	1	33	3.85	<10
L844850		3.64	4.7	0.54	2160	<10	240	<0.5	<2	1.37	10.3	3	2	12	1.29	<10
L844851		3.47	19.0	0.55	2750	<10	30	0.5	<2	0.51	27.4	10	2	37	3.51	<10
L844852		6.06	65.1	0.51	7040	<10	40	0.5	<2	0.86	47.6	6	2	129	4.04	<10
L844853		5.12	38.6	0.53	4100	<10	90	0.5	<2	0.89	27.3	8	2	91	3.74	<10
L844854		4.82	33.3	0.53	5920	<10	80	0.5	<2	0.75	41.9	6	1	71	3.36	<10
L844855		5.18	57.5	0.53	4920	<10	80	0.5	<2	0.83	25.2	7	2	122	3.70	<10
L844856		5.10	15.7	0.49	4530	<10	100	0.5	<2	1.36	18.2	5	1	42	3.05	<10
L844857		6.63	16.9	0.51	5850	<10	30	0.5	<2	0.96	35.6	7	2	57	3.20	<10
L844858		3.07	18.5	0.51	2860	<10	100	<0.5	<2	1.12	6.4	6	1	48	2.78	<10
L844859		4.82	>100	0.48	5180	<10	50	0.5	6	1.27	14.5	7	1	281	4.47	<10
L844860		1.17	93.8	0.50	5470	<10	80	0.5	6	1.38	8.1	6	1	236	4.24	<10
L844861		1.37	93.2	0.51	5730	<10	60	0.5	6	1.43	9.3	8	1	238	4.35	<10
L844862		0.07	37.0	0.76	157	<10	10	<0.5	38	0.46	205	173	56	>10000	16.3	20
L844863		0.41	0.8	0.06	47	<10	10	<0.5	<2	17.9	1.1	2	1	28	0.47	<10
L844864		2.43	>100	0.47	6180	<10	20	0.5	9	1.36	28.1	7	1	385	4.21	<10
L844865		3.17	>100	0.48	6920	<10	50	0.5	4	1.29	20.8	7	1	237	3.78	<10
L844866		3.00	7.1	0.60	2950	<10	70	0.6	<2	0.24	13.3	7	2	20	3.27	<10
L844867		3.53	24.6	0.61	3910	<10	70	0.5	2	0.77	21.4	7	2	43	3.32	<10
L844868		3.46	66.1	0.60	7390	<10	70	0.5	3	0.86	53.3	8	2	147	4.02	<10
L844869		4.03	67.7	0.58	6180	<10	40	<0.5	5	0.94	20.6	8	2	179	4.03	<10
L844870		4.07	47.1	0.58	4030	<10	70	<0.5	2	1.05	4.6	7	2	79	3.46	<10
L844871		2.77	>100	0.58	3030	<10	50	<0.5	2	0.68	20.8	8	1	149	4.04	<10
L844872		2.43	>100	0.56	7250	<10	30	<0.5	4	0.49	57.7	9	2	150	4.06	<10
L844873		3.08	62.7	0.61	5750	<10	30	0.5	3	0.79	22.9	8	1	100	3.72	<10
L844874		2.81	16.4	0.70	4990	<10	60	<0.5	2	1.66	93.4	8	2	64	3.50	<10
L844875		3.83	15.3	0.68	3520	<10	80	<0.5	<2	1.15	67.3	8	2	64	3.34	<10
L844876		3.69	15.0	0.69	2790	<10	90	<0.5	<2	1.44	73.0	9	3	63	3.57	<10
L844877		3.68	18.9	0.62	2550	<10	80	<0.5	<2	1.13	77.9	8	2	74	3.58	<10
L844878		3.97	18.7	0.70	3030	<10	80	<0.5	2	0.73	75.8	8	2	71	3.49	<10
L844879		3.27	15.6	0.63	1775	<10	60	<0.5	<2	0.98	54.8	8	2	50	3.24	<10
L844880		0.07	76.0	1.59	494	<10	30	<0.5	11	1.89	52.6	29	76	>10000	5.84	10
L844881		0.35	0.4	0.04	11	<10	10	<0.5	<2	18.4	<0.5	2	<1	50	0.50	<10
L844882		3.80	23.4	0.80	3040	<10	70	0.5	2	0.95	80.9	9	3	71	3.72	<10
L844883		4.76	7.4	0.76	2120	<10	80	0.5	<2	1.33	36.8	8	3	36	3.45	<10
L844884		2.38	8.5	0.81	4280	<10	50	0.5	<2	2.88	31.9	7	2	45	3.76	<10

Comments: Gold assay(s) on sample L844806 is (are) reported by fire assay gravimetric method due to high silver content in sample(s) that may cause incomplete gold dissolution in aqua-regia solution

ALS Canada Ltd.
2103 Dollarton Hwy
North Vancouver BC V7H 0A7
Phone: 604 984 0221 Fax: 604 984 0218 www.alsglobal.com

To: **EQUITY EXPLORATION CONSULTANTS LTD.**
SUITE 200, 900 WEST HASTINGS STREET
VANCOUVER BC V6C 1E5

Finalized Date: 6-DEC-2011
Account: EIABRX

Project: BRX11- 01

CERTIFICATE OF ANALYSIS WH11210277

Sample Description	Method	ME-ICP41	ME-ICP41	ME-ICP41	ME-ICP41	ME-ICP41	ME-ICP41	ME-ICP41	ME-ICP41	ME-ICP41	ME-ICP41	ME-ICP41	ME-ICP41	ME-ICP41	ME-ICP41	ME-ICP41
	Analyte	Hg	K	La	Mg	Mn	Mo	Na	Ni	P	Pb	S	Sb	Sc	Sr	Th
	Units	ppm	%	ppm	%	ppm	ppm	%	ppm	ppm	ppm	%	ppm	ppm	ppm	ppm
	LOR	1	0.01	10	0.01	5	1	0.01	1	10	2	0.01	2	1	1	20
L844845		1	0.30	10	0.09	230	1	0.06	2	730	6280	8.25	2720	1	125	<20
L844846		1	0.31	10	0.16	441	2	0.06	2	670	>10000	8.32	4280	1	159	<20
L844847		<1	0.32	10	0.10	263	<1	0.05	5	1040	309	2.79	143	1	132	<20
L844848		<1	0.31	20	0.10	300	1	0.07	5	1010	180	3.88	127	1	135	<20
L844849		1	0.31	10	0.16	646	2	0.06	5	980	888	4.23	374	1	152	<20
L844850		<1	0.34	10	0.29	2080	2	0.06	2	490	158	0.68	59	1	141	<20
L844851		<1	0.32	20	0.10	422	<1	0.06	5	1000	623	3.92	254	1	106	<20
L844852		<1	0.32	10	0.21	526	1	0.06	4	590	1775	4.52	815	1	187	<20
L844853		<1	0.33	10	0.14	558	1	0.07	4	750	782	4.16	401	1	244	<20
L844854		1	0.32	10	0.13	375	1	0.07	3	770	1120	3.70	528	1	186	<20
L844855		<1	0.32	10	0.13	355	2	0.08	3	690	1245	4.20	615	1	215	<20
L844856		1	0.30	10	0.20	1025	1	0.07	2	690	585	3.18	289	1	290	<20
L844857		<1	0.31	10	0.17	430	3	0.07	4	750	513	3.45	291	1	212	<20
L844858		<1	0.30	20	0.16	525	1	0.08	2	770	252	2.97	194	1	316	<20
L844859		1	0.29	10	0.29	491	2	0.08	3	570	1705	5.02	1280	1	279	<20
L844860		1	0.30	10	0.30	476	2	0.08	4	670	1305	4.64	965	1	280	<20
L844861		1	0.30	10	0.30	500	1	0.09	6	700	1275	4.74	979	1	297	<20
L844862		14	0.16	10	0.50	671	30	0.04	51	210	5890	>10.0	21	1	16	<20
L844863		<1	0.03	<10	10.45	182	<1	0.02	2	180	45	0.22	9	<1	41	<20
L844864		1	0.28	10	0.26	419	2	0.09	3	630	2730	4.85	1870	1	289	<20
L844865		1	0.29	10	0.37	479	1	0.08	5	620	2190	4.15	1555	1	281	<20
L844866		1	0.32	20	0.04	120	1	0.10	3	770	259	3.46	182	1	148	<20
L844867		<1	0.32	10	0.17	298	<1	0.09	5	790	563	3.48	427	1	207	<20
L844868		1	0.32	10	0.21	409	1	0.09	6	750	1540	4.47	1160	1	210	<20
L844869		1	0.32	10	0.15	277	1	0.09	3	750	766	4.35	663	1	267	<20
L844870		<1	0.30	10	0.16	278	<1	0.10	3	770	549	3.77	474	1	375	<20
L844871		1	0.31	10	0.10	196	<1	0.10	4	820	3300	4.87	2520	1	246	<20
L844872		1	0.30	10	0.10	160	12	0.09	5	720	3620	5.02	2790	1	182	<20
L844873		<1	0.34	10	0.11	197	1	0.10	4	730	1350	4.23	1085	1	237	<20
L844874		1	0.34	10	0.33	563	1	0.09	8	710	868	3.92	634	1	297	<20
L844875		<1	0.30	10	0.34	468	1	0.09	7	740	819	3.54	587	1	241	<20
L844876		1	0.31	10	0.37	550	4	0.09	8	760	1035	3.84	685	1	300	<20
L844877		1	0.30	10	0.31	460	14	0.09	7	820	1255	3.87	784	1	260	<20
L844878		1	0.31	10	0.24	342	2	0.08	7	800	1200	3.66	610	1	191	<20
L844879		<1	0.30	10	0.22	478	1	0.09	6	790	1075	3.43	493	1	208	<20
L844880		3	0.37	10	1.36	754	1255	0.11	246	1200	7800	4.17	73	7	208	<20
L844881		1	0.02	<10	11.25	231	5	0.02	2	190	31	0.15	4	<1	46	<20
L844882		1	0.31	10	0.35	511	3	0.09	8	850	1230	3.97	530	1	224	<20
L844883		1	0.30	10	0.39	1190	2	0.08	7	810	781	3.34	330	1	243	<20
L844884		1	0.27	10	0.83	2620	3	0.08	7	790	1190	3.17	469	2	420	<20

Comments: Gold assay(s) on sample L844806 is (are) reported by fire assay gravimetric method due to high silver content in sample(s) that may cause incomplete gold dissolution in aqua-regia solution

ALS Canada Ltd.
2103 Dollarton Hwy
North Vancouver BC V7H 0A7
Phone: 604 984 0221 Fax: 604 984 0218 www.alsglobal.com

To: **EQUITY EXPLORATION CONSULTANTS LTD.**
SUITE 200, 900 WEST HASTINGS STREET
VANCOUVER BC V6C 1E5

Finalized Date: 6-DEC-2011
Account: EIABRX

Project: BRX11-01

CERTIFICATE OF ANALYSIS WH11210277

Sample Description	Method / Analyte / Units / LOR	ME-ICP41 Ti % 0.01	ME-ICP41 Tl ppm 10	ME-ICP41 U ppm 10	ME-ICP41 V ppm 1	ME-ICP41 W ppm 10	ME-ICP41 Zn ppm 2	Au-AA25 Au ppm 0.01	Au-GRA21 Au ppm 0.05	Ag-GRA21 Ag ppm 5	Cu-AA46 Cu % 0.001	Pb-AA46 Pb % 0.001	Zn-AA46 Zn % 0.001
L844845		<0.01	<10	<10	6	10	>10000	0.83		230			1.560
L844846		<0.01	<10	<10	6	<10	>10000	0.84		171		1.025	1.025
L844847		<0.01	<10	<10	7	<10	929	0.10					
L844848		<0.01	<10	<10	8	<10	1630	0.08					
L844849		<0.01	<10	<10	7	<10	2680	0.13					
L844850		<0.01	<10	<10	5	<10	1120	0.04					
L844851		<0.01	<10	<10	7	<10	3190	0.21					
L844852		<0.01	<10	<10	5	<10	6330	0.31					
L844853		<0.01	<10	<10	5	<10	2880	0.21					
L844854		<0.01	<10	<10	5	<10	5320	0.19					
L844855		<0.01	<10	<10	6	<10	4430	0.30					
L844856		<0.01	<10	<10	5	<10	2810	0.15					
L844857		<0.01	<10	<10	5	<10	4370	0.19					
L844858		<0.01	<10	<10	4	<10	828	0.12					
L844859		<0.01	<10	<10	5	<10	3410	0.33		130			
L844860		<0.01	<10	<10	6	<10	1760	0.33					
L844861		<0.01	<10	<10	6	<10	2110	0.32					
L844862		0.04	<10	<10	18	<10	>10000	0.45			1.325		6.93
L844863		<0.01	<10	<10	2	<10	168	<0.01					
L844864		<0.01	<10	<10	5	<10	5810	0.31		188			
L844865		<0.01	<10	<10	5	<10	4540	0.32		167			
L844866		<0.01	<10	<10	6	<10	1240	0.03					
L844867		<0.01	<10	<10	6	<10	3160	0.12					
L844868		<0.01	<10	<10	6	<10	6380	0.29					
L844869		<0.01	<10	<10	6	<10	2330	0.36					
L844870		<0.01	<10	<10	5	<10	1070	0.23					
L844871		<0.01	<10	<10	6	<10	7800	0.17		130			
L844872		<0.01	<10	<10	6	<10	>10000	0.39		121			1.385
L844873		<0.01	<10	<10	6	<10	5240	0.31					
L844874		<0.01	<10	<10	8	<10	7000	0.23					
L844875		<0.01	<10	<10	8	<10	5540	0.15					
L844876		<0.01	<10	<10	8	<10	6200	0.21					
L844877		<0.01	<10	<10	7	<10	6240	0.16					
L844878		<0.01	<10	<10	7	<10	6000	0.17					
L844879		<0.01	<10	<10	7	<10	4350	0.13					
L844880		0.11	<10	<10	76	20	9060	1.40			2.60		
L844881		<0.01	<10	<10	1	<10	49	<0.01					
L844882		<0.01	<10	<10	9	<10	6570	0.15					
L844883		<0.01	<10	<10	8	<10	3300	0.06					
L844884		<0.01	<10	<10	10	<10	2950	0.08					

Comments: Gold assay(s) on sample L844806 is (are) reported by fire assay gravimetric method due to high silver content in sample(s) that may cause incomplete gold dissolution in aqua-regia solution

ALS Canada Ltd.
2103 Dollarton Hwy
North Vancouver BC V7H 0A7
Phone: 604 984 0221 Fax: 604 984 0218 www.alsglobal.com

To: **EQUITY EXPLORATION CONSULTANTS LTD.**
SUITE 200, 900 WEST HASTINGS STREET
VANCOUVER BC V6C 1E5

Finalized Date: 6-DEC-2011
Account: EIABRX

Project: BRX11- 01

CERTIFICATE OF ANALYSIS WH11210277

Sample Description	Method	WEI-21	ME-ICP41	ME-ICP41	ME-ICP41	ME-ICP41	ME-ICP41	ME-ICP41	ME-ICP41	ME-ICP41	ME-ICP41	ME-ICP41	ME-ICP41	ME-ICP41	ME-ICP41	ME-ICP41
	Analyte	Recvd Wt.	Ag	Al	As	B	Ba	Be	Bi	Ca	Cd	Co	Cr	Cu	Fe	Ga
	Units	kg	ppm	%	ppm	ppm	ppm	ppm	ppm	%	ppm	ppm	ppm	ppm	%	ppm
	LOR	.02	0.2	0.01	2	10	10	0.5	2	0.01	0.5	1	1	1	0.01	10
L844885		4.22	9.1	0.91	2250	<10	80	0.5	<2	1.37	66.8	8	3	49	3.52	<10
L844886		3.69	11.1	0.83	1610	<10	90	0.5	<2	1.12	54.8	9	4	56	3.23	<10
L844887		4.65	10.5	0.73	1550	<10	100	<0.5	<2	1.11	47.9	10	4	76	3.14	<10
L844888		5.38	11.1	0.86	1760	<10	90	0.5	5	1.45	55.8	8	3	51	3.19	<10
L844889		4.02	12.9	0.94	3870	<10	100	0.5	<2	1.41	58.5	8	3	75	3.42	<10
L844890		4.28	19.1	0.81	2900	<10	70	<0.5	<2	0.91	83.1	9	3	58	3.47	<10
L844891		4.21	9.6	0.94	1950	<10	90	0.5	<2	1.27	59.0	8	3	37	4.01	<10
L844892		4.75	12.9	1.02	1840	<10	60	0.5	<2	1.31	50.5	8	3	84	4.09	<10
L844893		5.12	9.0	0.93	3610	<10	30	0.5	<2	1.33	67.5	9	4	39	3.86	<10
L844894		5.45	4.8	0.77	1800	<10	90	0.5	<2	1.31	52.0	8	3	29	3.40	<10
L844895		4.03	1.8	0.90	256	<10	130	0.6	<2	2.72	6.5	8	2	17	3.18	<10
L844896		3.36	31.3	0.88	2960	<10	90	0.5	<2	1.41	75.0	9	2	90	3.39	<10
L844897		4.88	22.1	0.79	2410	<10	120	0.5	<2	1.50	106.0	7	3	77	3.17	<10
L844898		4.58	12.8	0.86	1400	<10	100	0.5	<2	1.81	62.7	6	2	47	3.37	<10
L844899		5.32	16.8	0.74	2380	<10	40	0.5	<2	1.46	81.0	7	2	65	3.47	<10
L844900		0.06	41.3	0.82	150	<10	10	<0.5	37	0.50	229	176	53	>10000	17.8	20
L844901		0.48	<0.2	0.12	9	<10	40	<0.5	<2	19.4	0.7	1	4	28	0.52	<10
L844902		4.62	7.0	1.00	2050	<10	120	0.5	<2	1.74	66.0	6	2	42	3.78	<10
L844903		3.66	34.0	0.80	2630	<10	90	0.5	2	1.45	82.3	8	2	84	3.66	<10
L844904		2.35	34.0	0.71	3090	<10	80	0.5	<2	0.81	58.6	7	2	73	3.53	<10
L844905		3.17	62.9	0.77	2750	<10	50	<0.5	<2	1.33	48.4	7	2	94	3.48	<10
L844906		3.02	14.3	0.73	2100	<10	110	<0.5	<2	1.29	48.0	7	2	41	3.54	<10
L844907		2.29	14.2	0.70	1560	<10	110	0.5	<2	0.88	52.1	8	2	53	2.66	<10
L844908		2.92	19.8	0.81	3780	<10	90	<0.5	<2	1.19	139.0	7	3	61	3.77	<10
L844909		3.05	20.6	0.67	3710	<10	70	0.5	<2	0.89	114.5	8	2	59	3.51	<10
L844910		3.83	2.1	0.70	996	<10	120	0.5	<2	2.64	1.0	7	3	17	2.97	<10
L844911		3.58	8.8	0.68	2420	<10	100	<0.5	<2	0.90	45.3	9	2	37	3.43	<10
L844912		3.60	21.2	0.57	3360	<10	80	<0.5	<2	0.65	80.1	5	1	47	3.43	<10
L844913		0.34	0.4	0.09	89	<10	30	<0.5	<2	19.6	1.9	<1	1	1	0.58	<10
L844914		4.30	11.9	0.66	4530	<10	50	<0.5	<2	0.70	106.0	7	2	48	3.53	<10
L844915		3.44	11.9	0.74	4450	<10	90	0.5	<2	0.86	90.0	6	2	59	3.63	<10
L844916		5.18	15.8	0.79	2920	<10	110	<0.5	<2	1.36	88.5	7	2	57	3.59	<10
L844917		4.73	5.2	0.65	1260	<10	110	0.5	<2	0.76	31.9	12	2	27	2.92	<10
L844918		3.23	9.0	0.57	1740	<10	90	<0.5	<2	1.40	43.5	6	2	46	2.81	<10
L844919		5.12	12.1	0.73	2810	<10	100	0.5	<2	1.19	82.2	8	3	92	3.50	<10
L844920		4.72	14.1	0.85	3960	<10	90	<0.5	<2	1.22	67.3	7	3	70	3.74	<10
L844921		Not Recvd														
L844922		0.08	84.3	1.63	484	<10	30	<0.5	7	1.99	55.7	28	77	>10000	6.09	10
L844923		0.44	<0.2	0.05	8	<10	10	<0.5	<2	19.2	<0.5	1	<1	51	0.38	<10
L844924		4.44	12.4	0.71	2410	<10	110	<0.5	<2	0.98	40.8	6	2	50	3.26	<10

Comments: Gold assay(s) on sample L844806 is (are) reported by fire assay gravimetric method due to high silver content in sample(s) that may cause incomplete gold dissolution in aqua-regia solution

ALS Canada Ltd.
2103 Dollarton Hwy
North Vancouver BC V7H 0A7
Phone: 604 984 0221 Fax: 604 984 0218 www.alsglobal.com

To: **EQUITY EXPLORATION CONSULTANTS LTD.**
SUITE 200, 900 WEST HASTINGS STREET
VANCOUVER BC V6C 1E5

Finalized Date: 6-DEC-2011
Account: EIABRX

Project: BRX11- 01

CERTIFICATE OF ANALYSIS WH11210277

Sample Description	Method / Analyte / Units / LOR	ME-ICP41 Hg ppm 1	ME-ICP41 K % 0.01	ME-ICP41 La ppm 10	ME-ICP41 Mg % 0.01	ME-ICP41 Mn ppm 5	ME-ICP41 Mo ppm 1	ME-ICP41 Na % 0.01	ME-ICP41 Ni ppm 1	ME-ICP41 P ppm 10	ME-ICP41 Pb ppm 2	ME-ICP41 S % 0.01	ME-ICP41 Sb ppm 2	ME-ICP41 Sc ppm 1	ME-ICP41 Sr ppm 1	ME-ICP41 Th ppm 20
L844885		1	0.31	10	0.48	1440	3	0.08	9	800	1195	3.52	311	1	256	<20
L844886		1	0.32	10	0.36	1120	4	0.08	10	790	1455	3.21	293	1	218	<20
L844887		1	0.29	10	0.33	1040	11	0.08	13	770	1300	3.14	267	1	221	<20
L844888		1	0.30	10	0.38	1370	3	0.08	9	770	1265	3.10	112	1	283	<20
L844889		1	0.29	10	0.46	2260	5	0.08	8	720	1080	3.17	136	2	243	<20
L844890		1	0.32	10	0.28	731	3	0.08	10	820	1225	3.68	532	1	223	<20
L844891		1	0.28	10	0.48	1670	2	0.08	6	780	1110	3.92	475	1	238	<20
L844892		1	0.32	10	0.44	2280	2	0.09	7	740	1000	3.83	447	2	258	<20
L844893		1	0.29	10	0.48	2170	3	0.08	11	820	1240	3.65	504	2	256	<20
L844894		1	0.31	10	0.39	2330	2	0.09	7	800	752	3.40	289	2	240	<20
L844895		<1	0.30	10	0.79	3790	<1	0.10	4	840	203	2.87	72	2	488	<20
L844896		<1	0.29	10	0.43	2090	1	0.09	8	810	851	3.32	254	2	277	<20
L844897		1	0.28	10	0.38	1750	5	0.07	12	840	773	3.24	190	1	273	<20
L844898		<1	0.28	10	0.49	1710	2	0.08	7	780	823	3.19	122	2	317	<20
L844899		1	0.27	10	0.36	1020	2	0.08	5	810	1255	3.63	246	1	284	<20
L844900		16	0.16	10	0.55	720	34	0.04	46	230	6400	>10.0	26	2	19	<20
L844901		1	0.08	10	12.15	216	<1	0.02	7	170	13	0.08	<2	1	47	<20
L844902		1	0.27	10	0.54	2200	1	0.08	4	780	795	3.62	289	1	335	<20
L844903		1	0.29	10	0.37	811	2	0.08	5	890	1750	3.90	726	1	309	<20
L844904		1	0.29	10	0.22	339	2	0.09	5	880	1255	3.76	524	1	232	<20
L844905		1	0.27	10	0.35	569	2	0.08	4	800	886	3.58	434	1	291	<20
L844906		<1	0.27	10	0.31	522	2	0.08	3	780	723	3.70	311	1	335	<20
L844907		1	0.29	10	0.19	342	1	0.09	4	920	631	2.81	268	1	267	<20
L844908		1	0.26	10	0.37	694	2	0.08	5	840	659	4.13	268	1	286	<20
L844909		1	0.29	10	0.24	729	3	0.09	4	800	559	3.99	215	1	285	<20
L844910		<1	0.24	10	0.91	6010	<1	0.08	6	650	26	2.44	16	2	285	<20
L844911		1	0.26	10	0.26	1105	1	0.09	7	700	476	3.70	114	2	206	<20
L844912		1	0.27	10	0.16	597	1	0.09	2	770	1380	3.92	206	1	184	<20
L844913		<1	0.05	10	11.75	244	<1	0.02	5	200	25	0.08	3	<1	46	<20
L844914		<1	0.27	10	0.25	715	2	0.09	7	630	625	3.91	213	1	158	<20
L844915		1	0.26	10	0.33	767	2	0.08	6	710	511	3.97	163	1	211	<20
L844916		1	0.26	10	0.37	837	1	0.08	6	820	563	3.79	94	1	368	<20
L844917		<1	0.27	10	0.20	409	1	0.10	7	680	481	3.13	38	1	229	<20
L844918		<1	0.26	10	0.38	866	1	0.08	5	800	437	2.75	90	1	288	<20
L844919		1	0.28	10	0.32	589	2	0.09	6	820	497	3.71	114	1	292	<20
L844920		<1	0.28	10	0.41	620	3	0.08	7	790	671	3.96	122	1	343	<20
L844921																
L844922		3	0.36	10	1.41	774	1320	0.11	250	1260	8080	4.45	72	7	210	<20
L844923		1	0.02	10	11.45	178	2	0.02	5	170	12	0.04	<2	<1	45	<20
L844924		<1	0.27	10	0.27	497	3	0.09	4	770	554	3.50	99	1	309	<20

Comments: Gold assay(s) on sample L844806 is (are) reported by fire assay gravimetric method due to high silver content in sample(s) that may cause incomplete gold dissolution in aqua-regia solution

ALS Canada Ltd.
2103 Dollarton Hwy
North Vancouver BC V7H 0A7
Phone: 604 984 0221 Fax: 604 984 0218 www.alsglobal.com

To: **EQUITY EXPLORATION CONSULTANTS LTD.**
SUITE 200, 900 WEST HASTINGS STREET
VANCOUVER BC V6C 1E5

Finalized Date: 6-DEC-2011
Account: EIABRX

Project: BRX11- 01

CERTIFICATE OF ANALYSIS WH11210277

Sample Description	Method / Analyte / Units / LOR	ME-ICP41 Ti % 0.01	ME-ICP41 Tl ppm 10	ME-ICP41 U ppm 10	ME-ICP41 V ppm 1	ME-ICP41 W ppm 10	ME-ICP41 Zn ppm 2	Au-AA25 Au ppm 0.01	Au-GRA21 Au ppm 0.05	Ag-GRA21 Ag ppm 5	Cu-AA46 Cu % 0.001	Pb-AA46 Pb % 0.001	Zn-AA46 Zn % 0.001
L844885		<0.01	<10	<10	11	<10	5850	0.10					
L844886		<0.01	<10	<10	10	<10	4840	0.05					
L844887		<0.01	<10	<10	9	<10	4250	0.05					
L844888		<0.01	<10	<10	10	<10	4810	0.08					
L844889		<0.01	<10	<10	12	<10	5040	0.12					
L844890		<0.01	<10	<10	9	<10	7060	0.10					
L844891		<0.01	<10	<10	12	<10	5180	0.05					
L844892		<0.01	<10	<10	12	<10	4330	0.04					
L844893		<0.01	<10	<10	12	<10	5720	0.06					
L844894		<0.01	<10	<10	10	<10	4340	0.05					
L844895		<0.01	<10	<10	15	<10	784	0.01					
L844896		<0.01	<10	<10	12	<10	5990	0.12					
L844897		<0.01	<10	<10	10	<10	7750	0.14					
L844898		<0.01	<10	<10	10	<10	4910	0.10					
L844899		<0.01	<10	<10	8	<10	6040	0.14					
L844900		0.04	<10	<10	19	<10	>10000	0.51			1.360		7.00
L844901		<0.01	<10	<10	4	<10	174	<0.01					
L844902		<0.01	<10	<10	11	<10	4800	0.14					
L844903		<0.01	<10	<10	9	<10	6070	0.25					
L844904		<0.01	<10	<10	8	<10	4550	0.29					
L844905		<0.01	<10	<10	9	<10	3620	0.24					
L844906		<0.01	<10	<10	8	<10	3400	0.15					
L844907		<0.01	<10	<10	9	<10	3300	0.08					
L844908		<0.01	<10	<10	10	<10	8910	0.23					
L844909		<0.01	<10	<10	8	<10	7860	0.23					
L844910		<0.01	<10	<10	12	<10	110	0.01					
L844911		<0.01	<10	<10	8	<10	3430	0.11					
L844912		<0.01	<10	<10	5	<10	5510	0.13					
L844913		0.01	<10	<10	4	<10	177	<0.01					
L844914		<0.01	<10	<10	7	<10	7380	0.21					
L844915		<0.01	<10	<10	8	<10	7080	0.21					
L844916		<0.01	<10	<10	9	<10	6110	0.17					
L844917		<0.01	<10	<10	7	<10	2590	0.08					
L844918		<0.01	<10	<10	6	<10	3370	0.10					
L844919		<0.01	<10	<10	8	<10	6310	0.17					
L844920		<0.01	<10	<10	10	<10	5080	0.22					
L844921													
L844922		0.11	<10	<10	76	10	9330	1.39			2.49		
L844923		<0.01	<10	<10	2	<10	49	<0.01					
L844924		<0.01	<10	<10	8	<10	3170	0.12					

Comments: Gold assay(s) on sample L844806 is (are) reported by fire assay gravimetric method due to high silver content in sample(s) that may cause incomplete gold dissolution in aqua-regia solution

ALS Canada Ltd.

2103 Dollarton Hwy
North Vancouver BC V7H 0A7
Phone: 604 984 0221 Fax: 604 984 0218 www.alsglobal.com

To: **EQUITY EXPLORATION CONSULTANTS LTD.**
SUITE 200, 900 WEST HASTINGS STREET
VANCOUVER BC V6C 1E5

Finalized Date: 6-DEC-2011
Account: EIABRX

Project: BRX11- 01

CERTIFICATE OF ANALYSIS WH11210277

Sample Description	Method / Analyte / Units / LOR	WEI-21 Recvd Wt. kg .02	ME-ICP41 Ag ppm 0.2	ME-ICP41 Al % 0.01	ME-ICP41 As ppm 2	ME-ICP41 B ppm 10	ME-ICP41 Ba ppm 10	ME-ICP41 Be ppm 0.5	ME-ICP41 Bi ppm 2	ME-ICP41 Ca % 0.01	ME-ICP41 Cd ppm 0.5	ME-ICP41 Co ppm 1	ME-ICP41 Cr ppm 1	ME-ICP41 Cu ppm 1	ME-ICP41 Fe % 0.01	ME-ICP41 Ga ppm 10
L844925		6.00	20.7	0.74	5010	<10	90	<0.5	<2	0.79	44.8	7	3	69	3.84	<10
L844926		5.30	23.8	0.80	4410	<10	70	<0.5	<2	0.83	57.8	10	3	64	3.98	<10
L844927		2.20	29.8	0.82	3430	<10	90	0.5	<2	0.90	64.4	7	2	90	3.30	<10
L844928		2.53	>100	0.81	5100	<10	70	0.5	3	0.69	18.9	6	1	255	4.95	<10
L844929		3.04	40.5	0.85	4500	<10	90	0.6	<2	1.19	15.1	7	3	61	3.66	<10
L844930		4.22	19.8	0.74	4440	<10	90	0.5	2	0.98	19.7	7	2	52	3.40	<10
L844931		2.10	21.4	0.85	4680	<10	120	0.5	<2	1.61	30.3	6	3	67	3.12	<10
L844932		2.35	>100	0.82	5320	<10	120	<0.5	<2	1.32	104.0	7	2	100	3.55	<10
L844933		2.39	>100	0.66	4430	<10	20	<0.5	9	0.91	562	6	1	717	5.19	<10
L844934		1.57	>100	0.65	2530	<10	50	<0.5	4	0.89	317	6	1	289	4.17	<10
L844935		2.92	55.4	0.61	3400	<10	80	<0.5	2	0.71	73.7	8	2	84	3.07	<10
L844936		2.24	11.3	0.49	642	<10	40	<0.5	2	1.15	13.2	9	1	20	2.72	<10
L844937		1.88	>100	0.48	4020	<10	50	<0.5	5	0.84	57.6	7	1	265	4.11	<10
L844938		1.68	>100	0.60	3070	<10	90	0.5	7	0.71	22.9	7	1	318	3.97	<10
L844939		2.66	15.5	0.54	1075	<10	80	<0.5	2	0.79	25.6	5	1	34	3.14	<10
L844940		0.07	43.3	0.80	154	<10	10	<0.5	65	0.49	226	182	56	>10000	18.0	10
L844941		0.42	0.9	0.09	10	<10	20	<0.5	<2	19.9	<0.5	1	3	19	0.49	<10
L844942		4.31	2.9	0.53	298	<10	90	0.5	<2	0.78	5.6	7	2	16	2.88	<10
L844943		3.52	4.0	0.48	280	<10	90	0.5	<2	1.12	2.2	8	1	25	2.93	<10
L844944		2.31	17.3	0.60	3060	<10	70	<0.5	3	0.62	41.1	12	2	67	3.62	<10
L844945		2.94	56.8	0.57	2070	<10	80	<0.5	7	0.68	29.3	6	2	185	3.65	<10
L844946		3.91	38.3	0.58	4100	<10	70	<0.5	3	0.72	117.0	10	3	152	3.94	<10
L844947		4.23	14.3	0.72	3270	<10	70	<0.5	4	1.04	72.4	8	3	68	3.73	<10
L844948		3.57	15.1	0.68	3800	<10	70	<0.5	2	1.03	80.0	9	4	65	4.16	<10
L844949		3.98	16.6	0.60	4250	<10	60	<0.5	2	0.72	69.5	8	3	84	3.78	<10
L844950		4.49	10.0	0.64	4220	<10	50	<0.5	<2	0.62	58.2	9	4	59	3.78	<10
L844951		5.03	10.4	0.61	4270	<10	80	<0.5	3	1.00	42.4	9	4	68	4.04	<10
L844952		3.59	8.4	0.60	3130	<10	70	<0.5	<2	0.71	53.6	9	3	72	3.66	<10
L844953		4.90	10.1	0.55	3540	<10	70	<0.5	2	0.58	56.3	9	4	81	3.88	<10
L844954		5.31	8.2	0.56	2280	<10	60	<0.5	2	1.04	43.8	9	4	59	4.12	<10

Comments: Gold assay(s) on sample L844806 is (are) reported by fire assay gravimetric method due to high silver content in sample(s) that may cause incomplete gold dissolution in aqua-regia solution

ALS Canada Ltd.

2103 Dollarton Hwy
North Vancouver BC V7H 0A7
Phone: 604 984 0221 Fax: 604 984 0218 www.alsglobal.com

To: **EQUITY EXPLORATION CONSULTANTS LTD.**
SUITE 200, 900 WEST HASTINGS STREET
VANCOUVER BC V6C 1E5

Finalized Date: 6-DEC-2011
Account: EIABRX

Project: BRX11- 01

CERTIFICATE OF ANALYSIS WH11210277

Sample Description	Method / Analyte / Units / LOR	ME-ICP41 Hg ppm 1	ME-ICP41 K % 0.01	ME-ICP41 La ppm 10	ME-ICP41 Mg % 0.01	ME-ICP41 Mn ppm 5	ME-ICP41 Mo ppm 1	ME-ICP41 Na % 0.01	ME-ICP41 Ni ppm 1	ME-ICP41 P ppm 10	ME-ICP41 Pb ppm 2	ME-ICP41 S % 0.01	ME-ICP41 Sb ppm 2	ME-ICP41 Sc ppm 1	ME-ICP41 Sr ppm 1	ME-ICP41 Th ppm 20
L844925		<1	0.27	10	0.32	567	3	0.08	8	750	657	4.22	230	1	198	<20
L844926		1	0.26	10	0.38	715	3	0.09	10	790	1030	4.42	224	1	223	<20
L844927		<1	0.30	10	0.31	736	2	0.10	7	900	1500	3.68	218	1	265	<20
L844928		<1	0.28	10	0.34	826	2	0.10	2	680	3310	5.46	709	1	190	<20
L844929		<1	0.29	10	0.42	1445	1	0.10	8	700	668	3.92	201	1	234	<20
L844930		<1	0.27	10	0.33	1350	2	0.09	5	780	1575	3.63	387	1	193	<20
L844931		1	0.28	10	0.55	2890	2	0.08	6	840	2020	3.01	620	2	244	<20
L844932		1	0.27	10	0.47	1460	2	0.08	5	850	8880	3.87	1700	1	282	<20
L844933		4	0.25	10	0.40	547	2	0.07	3	570	>10000	9.91	>10000	1	162	<20
L844934		3	0.22	10	0.37	505	<1	0.06	4	680	>10000	6.65	8580	1	179	<20
L844935		1	0.27	10	0.24	387	5	0.08	6	780	2630	3.40	552	1	188	<20
L844936		<1	0.25	10	0.21	646	<1	0.08	3	760	370	2.78	109	1	288	<20
L844937		1	0.26	10	0.20	521	<1	0.07	1	710	>10000	5.84	7990	1	179	<20
L844938		<1	0.28	10	0.25	464	<1	0.08	1	740	>10000	4.50	2430	1	177	<20
L844939		<1	0.29	10	0.24	472	<1	0.08	2	730	1385	3.29	355	1	280	<20
L844940		14	0.16	10	0.54	710	31	0.04	47	220	6600	>10.0	25	2	16	<20
L844941		<1	0.05	<10	12.05	210	<1	0.02	1	210	34	0.06	7	1	47	<20
L844942		<1	0.29	20	0.21	949	<1	0.08	1	790	264	2.98	57	1	225	<20
L844943		<1	0.25	10	0.36	1615	<1	0.09	2	780	84	2.96	31	1	227	<20
L844944		1	0.30	10	0.22	607	2	0.08	7	750	612	3.80	214	1	192	<20
L844945		<1	0.27	10	0.23	678	<1	0.07	2	640	1510	3.89	455	1	153	<20
L844946		1	0.29	10	0.20	533	2	0.07	7	710	1005	4.38	331	1	186	<20
L844947		<1	0.27	10	0.34	718	1	0.07	7	720	535	3.90	150	1	205	<20
L844948		<1	0.28	10	0.27	655	2	0.07	11	790	597	4.46	129	1	204	<20
L844949		1	0.26	10	0.22	419	2	0.07	7	750	631	4.10	134	1	171	<20
L844950		1	0.33	10	0.17	314	5	0.07	10	820	607	4.01	104	1	158	<20
L844951		1	0.28	10	0.24	514	3	0.06	15	750	656	4.17	156	1	206	<20
L844952		<1	0.30	10	0.15	376	5	0.07	11	740	646	3.95	126	1	192	<20
L844953		1	0.27	10	0.13	327	4	0.06	12	790	775	4.28	137	1	169	<20
L844954		1	0.28	10	0.25	835	4	0.06	9	730	618	4.53	136	1	191	<20

Comments: Gold assay(s) on sample L844806 is (are) reported by fire assay gravimetric method due to high silver content in sample(s) that may cause incomplete gold dissolution in aqua-regia solution

ALS Canada Ltd.
2103 Dollarton Hwy
North Vancouver BC V7H 0A7
Phone: 604 984 0221 Fax: 604 984 0218 www.alsglobal.com

To: **EQUITY EXPLORATION CONSULTANTS LTD.**
SUITE 200, 900 WEST HASTINGS STREET
VANCOUVER BC V6C 1E5

Finalized Date: 6-DEC-2011
Account: EIABRX

Project: BRX11- 01

CERTIFICATE OF ANALYSIS WH11210277

Sample Description	Method / Analyte / Units / LOR	ME-ICP41 Ti % 0.01	ME-ICP41 Tl ppm 10	ME-ICP41 U ppm 10	ME-ICP41 V ppm 1	ME-ICP41 W ppm 10	ME-ICP41 Zn ppm 2	Au-AA25 Au ppm 0.01	Au-GRA21 Au ppm 0.05	Ag-GRA21 Ag ppm 5	Cu-AA46 Cu % 0.001	Pb-AA46 Pb % 0.001	Zn-AA46 Zn % 0.001
L844925		<0.01	<10	<10	8	<10	3190	0.22					
L844926		<0.01	<10	<10	10	<10	4040	0.19					
L844927		<0.01	<10	<10	9	<10	4450	0.17					
L844928		<0.01	<10	<10	8	<10	1440	0.21		168			
L844929		<0.01	<10	<10	8	<10	1270	0.10					
L844930		<0.01	<10	<10	8	<10	1660	0.11					
L844931		<0.01	<10	<10	10	<10	2440	0.14					
L844932		<0.01	<10	<10	9	<10	7950	0.16		129			
L844933		<0.01	<10	<10	9	10	>10000	0.41		2380		8.89	3.65
L844934		<0.01	<10	<10	7	20	>10000	0.27		1320		5.39	2.23
L844935		<0.01	<10	<10	7	20	9000	0.24					
L844936		<0.01	<10	<10	6	<10	1565	0.05					
L844937		<0.01	<10	<10	6	10	6950	0.19		852		4.05	
L844938		<0.01	<10	<10	6	10	4930	0.16		512		1.200	
L844939		<0.01	<10	<10	5	<10	2250	0.09					
L844940		0.04	<10	<10	18	10	>10000	0.44			1.355		7.15
L844941		<0.01	<10	<10	3	<10	119	<0.01					
L844942		<0.01	<10	<10	5	<10	501	0.02					
L844943		<0.01	<10	<10	6	<10	290	0.02					
L844944		<0.01	<10	<10	6	10	3450	0.13					
L844945		<0.01	<10	<10	5	<10	2980	0.16					
L844946		<0.01	<10	<10	6	20	8740	0.17					
L844947		<0.01	<10	<10	9	10	5500	0.22					
L844948		<0.01	<10	<10	9	10	6340	0.17					
L844949		<0.01	<10	<10	7	10	5990	0.17					
L844950		<0.01	<10	<10	8	10	4860	0.13					
L844951		<0.01	<10	<10	8	10	3850	0.14					
L844952		<0.01	<10	<10	7	10	4460	0.09					
L844953		<0.01	<10	<10	7	10	4900	0.12					
L844954		<0.01	<10	<10	8	10	3830	0.07					

Comments: Gold assay(s) on sample L844806 is (are) reported by fire assay gravimetric method due to high silver content in sample(s) that may cause incomplete gold dissolution in aqua-regia solution

ALS Canada Ltd.

2103 Dollarton Hwy
North Vancouver BC V7H 0A7
Phone: 604 984 0221 Fax: 604 984 0218 www.alsglobal.com

To: **EQUITY EXPLORATION CONSULTANTS LTD.**
SUITE 200, 900 WEST HASTINGS STREET
VANCOUVER BC V6C 1E5

Finalized Date: 15-NOV-2011
Account: EIABRX

CERTIFICATE WH11198598

Project: BRX11-01

P.O. No.: BRX11-01_26

This report is for 9 Drill Core samples submitted to our lab in Whitehorse, YT, Canada on 28-SEP-2011.

The following have access to data associated with this certificate:

HENRY AWMACK EQUITY ENG EMAIL RYAN TOOLE	DARCY BAKER TOBY HUGHES	WANDA CARTER SORIN POSESCU

SAMPLE PREPARATION

ALS CODE	DESCRIPTION
WEI-21	Received Sample Weight
LOG-22	Sample login - Rcd w/o BarCode
CRU-QC	Crushing QC Test
SPL-22Y	Split Sample - Boyd Rotary Splitter
PUL-QC	Pulverizing QC Test
CRU-31	Fine crushing - 70% <2mm
PUL-31	Pulverize split to 85% <75 um

ANALYTICAL PROCEDURES

ALS CODE	DESCRIPTION	INSTRUMENT
ME-ICP41	35 Element Aqua Regia ICP-AES	ICP-AES
Au-AA25	Ore Grade Au 30g FA AA finish	AAS

To: **EQUITY EXPLORATION CONSULTANTS LTD.**
ATTN: WANDA CARTER
SUITE 200, 900 WEST HASTINGS STREET
VANCOUVER BC V6C 1E5

This is the Final Report and supersedes any preliminary report with this certificate number. Results apply to samples as submitted. All pages of this report have been checked and approved for release.

Signature:
Colin Ramshaw, Vancouver Laboratory Manager

ALS Canada Ltd.

2103 Dollarton Hwy
North Vancouver BC V7H 0A7
Phone: 604 984 0221 Fax: 604 984 0218 www.alsglobal.com

To: **EQUITY EXPLORATION CONSULTANTS LTD.**
SUITE 200, 900 WEST HASTINGS STREET
VANCOUVER BC V6C 1E5

Finalized Date: 15-NOV-2011
Account: EIABRX

Project: BRX11-01

CERTIFICATE OF ANALYSIS WH11198598

Sample Description	Method	WEI-21	ME-ICP41	ME-ICP41	ME-ICP41	ME-ICP41	ME-ICP41	ME-ICP41	ME-ICP41	ME-ICP41	ME-ICP41	ME-ICP41	ME-ICP41	ME-ICP41	ME-ICP41	ME-ICP41
	Analyte	Recvd Wt.	Ag	Al	As	B	Ba	Be	Bi	Ca	Cd	Co	Cr	Cu	Fe	Ga
	Units	kg	ppm	%	ppm	ppm	ppm	ppm	ppm	%	ppm	ppm	ppm	ppm	%	ppm
	LOR	0.02	0.2	0.01	2	10	10	0.5	2	0.01	0.5	1	1	1	0.01	10
L561968		2.42	<0.2	1.97	41	<10	580	0.7	<2	3.93	<0.5	11	3	33	3.68	10
L561969		0.82	3.4	1.63	75	<10	410	1.1	<2	0.98	<0.5	12	3	51	3.09	<10
L561970		4.35	0.7	2.37	147	<10	180	1.1	<2	1.60	0.6	1	3	65	5.20	10
L561971		7.52	0.7	1.28	61	<10	290	0.9	<2	1.05	1.0	2	5	48	3.33	<10
L561972		7.98	0.3	1.31	86	<10	160	1.0	<2	0.39	0.7	2	5	56	3.14	<10
L561973		4.28	0.3	1.14	63	<10	160	0.8	<2	0.30	13.4	5	5	48	2.66	<10
L561974		5.52	0.6	1.73	418	<10	120	0.5	<2	1.05	9.6	6	4	31	4.26	<10
L561975		3.63	15.5	0.98	288	<10	190	0.6	<2	1.69	1.1	6	5	68	2.91	<10
L561976		5.36	0.7	0.81	278	<10	110	0.6	<2	2.60	0.5	11	19	33	2.80	<10

ALS Canada Ltd.

2103 Dollarton Hwy
North Vancouver BC V7H 0A7
Phone: 604 984 0221 Fax: 604 984 0218 www.alsglobal.com

To: **EQUITY EXPLORATION CONSULTANTS LTD.**
SUITE 200, 900 WEST HASTINGS STREET
VANCOUVER BC V6C 1E5

Finalized Date: 15-NOV-2011
Account: EIABRX

Project: BRX11-01

CERTIFICATE OF ANALYSIS WH11198598

Sample Description	Method	ME-ICP41	ME-ICP41	ME-ICP41	ME-ICP41	ME-ICP41	ME-ICP41	ME-ICP41	ME-ICP41	ME-ICP41	ME-ICP41	ME-ICP41	ME-ICP41	ME-ICP41	ME-ICP41	ME-ICP41
	Analyte	Hg	K	La	Mg	Mn	Mo	Na	Ni	P	Pb	S	Sb	Sc	Sr	Th
	Units	ppm	%	ppm	%	ppm	ppm	%	ppm	ppm	ppm	%	ppm	ppm	ppm	ppm
	LOR	1	0.01	10	0.01	5	1	0.01	1	10	2	0.01	2	1	1	20
L561968		<1	0.19	20	0.33	1095	<1	0.04	7	1670	13	0.09	3	3	352	<20
L561969		<1	0.28	20	0.21	765	3	0.05	11	1680	14	0.07	7	3	118	<20
L561970		1	0.22	20	0.69	2880	<1	0.02	<1	910	68	0.25	9	2	235	<20
L561971		1	0.28	10	0.47	4850	5	0.03	3	620	73	0.17	5	2	179	<20
L561972		<1	0.26	10	0.35	458	8	0.02	3	810	57	0.39	3	2	110	<20
L561973		1	0.32	10	0.31	515	5	0.04	7	820	47	1.15	4	2	118	<20
L561974		<1	0.22	10	0.63	2380	3	0.04	6	960	57	1.66	5	2	198	<20
L561975		1	0.28	10	0.75	2670	6	0.04	8	800	38	1.73	9	2	181	<20
L561976		1	0.26	10	1.08	3320	3	0.03	22	810	28	2.08	7	5	249	<20

ALS Canada Ltd.

2103 Dollarton Hwy
North Vancouver BC V7H 0A7
Phone: 604 984 0221 Fax: 604 984 0218 www.alsglobal.com

To: **EQUITY EXPLORATION CONSULTANTS LTD.**
SUITE 200, 900 WEST HASTINGS STREET
VANCOUVER BC V6C 1E5

Finalized Date: 15-NOV-2011
Account: EIABRX

Project: BRX11-01

CERTIFICATE OF ANALYSIS WH11198598

Sample Description	Method Analyte Units LOR	ME-ICP41 Ti % 0.01	ME-ICP41 Tl ppm 10	ME-ICP41 U ppm 10	ME-ICP41 V ppm 1	ME-ICP41 W ppm 10	ME-ICP41 Zn ppm 2	Au-AA25 Au ppm 0.01
L561968		<0.01	<10	<10	32	<10	74	<0.01
L561969		<0.01	<10	<10	25	20	144	<0.01
L561970		<0.01	<10	<10	35	<10	401	0.03
L561971		<0.01	<10	<10	17	<10	158	0.02
L561972		<0.01	<10	<10	17	<10	112	<0.01
L561973		<0.01	<10	<10	12	<10	265	<0.01
L561974		<0.01	<10	<10	23	<10	433	0.01
L561975		<0.01	<10	<10	14	80	211	0.01
L561976		<0.01	<10	<10	20	<10	164	0.01

ALS Canada Ltd.

2103 Dollarton Hwy
North Vancouver BC V7H 0A7
Phone: 604 984 0221 Fax: 604 984 0218 www.alsglobal.com

To: **EQUITY EXPLORATION CONSULTANTS LTD.**
SUITE 200, 900 WEST HASTINGS STREET
VANCOUVER BC V6C 1E5

Finalized Date: 25-NOV-2011
Account: EIABRX

CERTIFICATE WH11198597

Project: BRX11-01

P.O. No.: BRX11-01_27

This report is for 142 Drill Core samples submitted to our lab in Whitehorse, YT, Canada on 28-SEP-2011.

The following have access to data associated with this certificate:

HENRY AWMACK EQUITY ENG EMAIL RYAN TOOLE	DARCY BAKER TOBY HUGHES	WANDA CARTER SORIN POSESCU

SAMPLE PREPARATION

ALS CODE	DESCRIPTION
WEI-21	Received Sample Weight
LOG-24	Pulp Login - Rcd w/o Barcode
LOG-22d	Sample login - Rcd w/o BarCode dup
SPL-21d	Split sample - duplicate
PUL-31d	Pulverize Split - duplicate
LOG-22	Sample login - Rcd w/o BarCode
CRU-QC	Crushing QC Test
PUL-QC	Pulverizing QC Test
SPL-22Y	Split Sample - Boyd Rotary Splitter
CRU-31	Fine crushing - 70% <2mm
PUL-31	Pulverize split to 85% <75 um

ANALYTICAL PROCEDURES

ALS CODE	DESCRIPTION	INSTRUMENT
Ag-GRA21	Ag 30g FA-GRAV finish	WST-SIM
Cu-AA46	Ore grade Cu - aqua regia/AA	AAS
Pb-AA46	Ore grade Pb - aqua regia/AA	AAS
Zn-AA46	Ore grade Zn - aqua regia/AA	AAS
ME-ICP41	35 Element Aqua Regia ICP-AES	ICP-AES
Au-AA25	Ore Grade Au 30g FA AA finish	AAS
Au-GRA21	Au 30g FA-GRAV finish	WST-SIM

To: **EQUITY EXPLORATION CONSULTANTS LTD.**
ATTN: WANDA CARTER
SUITE 200, 900 WEST HASTINGS STREET
VANCOUVER BC V6C 1E5

This is the Final Report and supersedes any preliminary report with this certificate number. Results apply to samples as submitted. All pages of this report have been checked and approved for release.

Signature:
Colin Ramshaw, Vancouver Laboratory Manager

ALS Canada Ltd.

2103 Dollarton Hwy
North Vancouver BC V7H 0A7
Phone: 604 984 0221 Fax: 604 984 0218 www.alsglobal.com

To: **EQUITY EXPLORATION CONSULTANTS LTD.**
SUITE 200, 900 WEST HASTINGS STREET
VANCOUVER BC V6C 1E5

Finalized Date: 25-NOV-2011
Account: EIABRX

Project: BRX11-01

CERTIFICATE OF ANALYSIS WH11198597

Sample Description	Method / Analyte / Units / LOR	WEI-21 Recvd Wt. kg 0.02	ME-ICP41 Ag ppm 0.2	ME-ICP41 Al % 0.01	ME-ICP41 As ppm 2	ME-ICP41 B ppm 10	ME-ICP41 Ba ppm 10	ME-ICP41 Be ppm 0.5	ME-ICP41 Bi ppm 2	ME-ICP41 Ca % 0.01	ME-ICP41 Cd ppm 0.5	ME-ICP41 Co ppm 1	ME-ICP41 Cr ppm 1	ME-ICP41 Cu ppm 1	ME-ICP41 Fe % 0.01	ME-ICP41 Ga ppm 10
L561977		1.74	<0.2	1.85	171	<10	370	0.9	<2	1.28	0.5	13	2	37	3.90	<10
L561978		2.89	0.9	1.15	93	<10	330	1.0	<2	1.42	10.3	10	3	102	1.57	<10
L561979		3.73	1.5	1.19	869	<10	330	1.0	<2	0.45	<0.5	1	6	84	4.79	<10
L561980		3.05	15.4	0.83	144	<10	80	0.8	<2	0.22	7.9	7	4	1060	4.14	<10
L561981		5.30	65.3	1.46	328	<10	80	<0.5	30	0.33	1.7	4	12	518	6.63	10
L561982		5.05	14.9	1.49	316	<10	100	0.8	4	0.33	18.6	4	7	718	4.92	<10
L561983		<0.02	18.3	1.76	265	<10	90	0.8	5	0.38	12.9	4	8	620	5.46	10
L561984		0.47	0.3	0.06	<2	<10	10	<0.5	<2	19.7	<0.5	1	1	6	0.46	<10
L561985		0.08	80.6	1.61	468	10	20	<0.5	8	1.98	54.9	28	77	>10000	6.21	<10
L561986		3.65	10.5	0.78	241	<10	80	0.6	6	0.41	15.7	8	8	833	3.57	<10
L561987		2.01	28.4	0.43	867	<10	30	<0.5	18	0.26	35.7	13	5	6440	6.52	<10
L561988		2.96	>100	0.19	1820	<10	10	<0.5	101	0.08	1.6	2	7	4940	12.20	<10
L561989		2.80	23.8	0.22	1805	<10	20	<0.5	18	0.10	0.8	6	3	3480	6.26	<10
L561990		3.24	10.1	0.19	947	<10	10	<0.5	33	0.14	0.6	6	3	973	4.42	<10
L561991		3.22	5.7	0.21	331	<10	10	<0.5	6	0.14	1.9	6	3	598	3.12	<10
L561992		4.14	10.3	0.26	1125	<10	40	<0.5	3	0.16	70.6	7	3	2100	3.47	<10
L561993		2.93	>100	0.28	6990	<10	10	<0.5	79	0.13	9.6	7	4	>10000	17.2	<10
L561994		4.88	14.7	0.46	274	<10	50	<0.5	6	0.18	45.5	9	2	368	3.30	<10
L561995		6.06	0.7	0.71	108	<10	90	0.6	<2	0.86	<0.5	6	2	77	2.80	<10
L561996		5.68	<0.2	0.67	102	<10	100	0.6	<2	2.36	<0.5	5	1	6	2.80	<10
L561997		5.99	0.2	0.68	321	<10	90	0.5	<2	1.81	<0.5	5	2	15	2.51	<10
L561998		4.73	1.3	0.64	363	<10	90	0.6	<2	1.59	1.3	6	3	17	2.98	<10
L561999		5.00	6.4	0.62	193	<10	70	0.5	17	1.26	1.6	7	2	47	3.41	<10
L562000		6.31	0.4	0.71	73	<10	90	<0.5	<2	1.17	<0.5	5	2	11	2.97	<10
L562001		2.75	0.4	0.65	289	<10	60	<0.5	<2	0.31	0.5	16	4	33	3.69	<10
L562002		3.15	62.9	0.53	1475	<10	40	<0.5	272	0.27	31.2	15	4	2020	5.19	<10
L562003		3.18	5.9	0.50	688	<10	40	<0.5	2	0.24	38.6	16	3	47	4.81	<10
L562004		4.19	9.3	0.56	448	<10	30	<0.5	<2	0.22	115.0	18	4	39	5.17	<10
L562005		0.39	<0.2	0.08	9	<10	10	<0.5	<2	20.9	<0.5	1	2	2	0.55	<10
L562006		0.07	42.8	0.84	153	<10	10	<0.5	39	0.53	232	181	47	>10000	18.2	10
L562007		2.85	49.8	0.64	169	<10	20	<0.5	50	0.34	10.3	11	3	236	6.46	<10
L562008		3.59	5.7	0.63	184	<10	70	<0.5	<2	0.26	16.8	6	2	9	3.03	<10
L562009		2.18	3.6	0.58	254	<10	30	<0.5	<2	1.13	4.0	7	2	21	3.72	<10
L562010		3.01	0.2	0.62	134	<10	60	0.7	<2	3.92	<0.5	5	2	10	3.18	<10
L562011		2.35	<0.2	0.59	95	<10	90	0.6	<2	3.36	<0.5	4	2	4	2.73	<10
L562012		2.62	2.1	0.67	196	<10	80	0.5	<2	2.25	6.3	6	2	12	3.29	<10
L562013		7.66	0.3	0.81	241	<10	70	0.6	<2	3.73	<0.5	11	2	26	4.28	<10
L562014		11.02	2.0	1.46	100	<10	130	0.5	<2	2.34	<0.5	10	3	34	3.45	<10
L562015		8.69	0.4	1.45	111	<10	170	0.5	<2	3.15	<0.5	10	3	28	3.29	<10
L562016		7.04	0.3	1.64	113	<10	130	0.5	<2	2.52	<0.5	13	11	26	3.57	<10

ALS Canada Ltd.

2103 Dollarton Hwy
North Vancouver BC V7H 0A7
Phone: 604 984 0221 Fax: 604 984 0218 www.alsglobal.com

To: **EQUITY EXPLORATION CONSULTANTS LTD.**
SUITE 200, 900 WEST HASTINGS STREET
VANCOUVER BC V6C 1E5

Finalized Date: 25-NOV-2011
Account: EIABRX

Project: BRX11-01

CERTIFICATE OF ANALYSIS WH11198597

Sample Description	Method	ME-ICP41	ME-ICP41	ME-ICP41	ME-ICP41	ME-ICP41	ME-ICP41	ME-ICP41	ME-ICP41	ME-ICP41	ME-ICP41	ME-ICP41	ME-ICP41	ME-ICP41	ME-ICP41	ME-ICP41
	Analyte	Hg	K	La	Mg	Mn	Mo	Na	Ni	P	Pb	S	Sb	Sc	Sr	Th
	Units	ppm	%	ppm	%	ppm	ppm	%	ppm	ppm	ppm	%	ppm	ppm	ppm	ppm
	LOR	1	0.01	10	0.01	5	1	0.01	1	10	2	0.01	2	1	1	20
L561977		<1	0.26	20	0.42	595	2	0.06	11	1980	14	0.48	8	4	167	<20
L561978		<1	0.23	10	0.24	298	2	0.08	10	680	56	0.57	18	3	280	<20
L561979		<1	0.27	10	0.37	1185	3	0.02	1	1030	690	0.66	32	3	112	<20
L561980		<1	0.19	<10	0.14	649	3	0.02	7	680	1760	2.35	123	3	62	<20
L561981		<1	0.06	<10	0.16	1105	3	0.01	3	1310	1955	2.60	313	2	65	<20
L561982		<1	0.16	<10	0.13	975	1	0.02	7	1270	1580	1.84	131	3	81	<20
L561983		<1	0.14	<10	0.16	1140	2	0.02	7	1550	1640	1.66	145	4	89	<20
L561984		<1	0.03	<10	11.95	199	<1	0.02	3	210	12	0.08	<2	<1	42	<20
L561985		3	0.36	10	1.43	781	1295	0.10	238	1250	8040	4.31	69	7	203	<20
L561986		<1	0.17	<10	0.11	1695	3	0.02	14	1550	3810	2.53	73	3	87	<20
L561987		1	0.12	<10	0.07	1550	2	0.02	19	680	2660	7.86	204	2	68	<20
L561988		2	0.02	<10	0.02	45	1	0.01	2	110	825	>10.0	528	<1	26	<20
L561989		<1	0.02	<10	0.01	48	<1	0.02	6	390	439	7.40	258	1	73	<20
L561990		<1	0.01	<10	0.01	43	<1	0.02	5	590	574	4.75	118	1	86	<20
L561991		<1	0.03	<10	0.01	36	1	0.01	6	540	616	3.34	47	1	80	<20
L561992		1	0.04	<10	0.01	47	1	0.01	4	610	1660	4.07	117	1	61	<20
L561993		3	0.07	<10	0.01	38	<1	0.01	9	480	679	>10.0	2330	1	37	<20
L561994		1	0.18	<10	0.03	781	4	0.02	12	380	1750	3.65	77	1	97	<20
L561995		<1	0.28	10	0.37	8300	2	0.03	2	880	29	2.48	9	2	121	<20
L561996		<1	0.26	20	0.87	6060	<1	0.04	1	760	28	2.43	2	2	149	<20
L561997		<1	0.28	10	0.66	5140	1	0.05	2	840	24	2.18	3	2	198	<20
L561998		<1	0.27	10	0.62	5140	1	0.06	1	790	103	2.40	8	2	196	<20
L561999		<1	0.27	10	0.44	2310	1	0.06	2	820	86	3.23	18	2	205	<20
L562000		<1	0.28	10	0.48	8440	<1	0.07	2	820	28	2.16	5	2	198	<20
L562001		<1	0.27	10	0.03	58	<1	0.10	17	1090	56	3.94	16	2	252	<20
L562002		1	0.20	10	0.02	107	<1	0.09	18	950	1180	6.25	594	2	202	<20
L562003		1	0.18	10	0.02	41	<1	0.10	21	890	2230	5.78	15	2	193	<20
L562004		1	0.21	10	0.02	47	<1	0.11	21	740	3560	6.68	19	3	209	<20
L562005		<1	0.05	<10	12.70	253	<1	0.02	3	200	14	0.10	<2	<1	44	<20
L562006		14	0.17	10	0.56	752	36	0.04	44	250	6620	>10.0	30	2	19	<20
L562007		<1	0.24	10	0.07	199	<1	0.12	13	870	751	7.67	66	2	208	<20
L562008		<1	0.28	10	0.04	139	<1	0.10	2	800	982	3.33	8	1	190	<20
L562009		<1	0.26	10	0.36	2170	2	0.10	6	780	778	4.04	10	1	186	<20
L562010		<1	0.27	10	1.56	5780	<1	0.10	1	750	39	3.36	9	2	182	<20
L562011		<1	0.25	10	1.36	3740	<1	0.10	1	810	95	2.81	2	2	178	<20
L562012		<1	0.27	10	0.75	4500	<1	0.12	3	760	408	3.31	8	2	205	<20
L562013		<1	0.27	20	1.28	10550	2	0.14	8	1020	27	3.78	11	4	265	<20
L562014		<1	0.26	20	0.69	2480	1	0.14	6	1050	30	1.92	8	3	347	<20
L562015		<1	0.29	20	0.67	2800	1	0.14	5	1030	20	1.73	10	3	394	<20
L562016		<1	0.25	20	0.92	2810	<1	0.14	12	1020	19	2.25	11	4	313	<20

ALS Canada Ltd.

2103 Dollarton Hwy
North Vancouver BC V7H 0A7
Phone: 604 984 0221 Fax: 604 984 0218 www.alsglobal.com

To: **EQUITY EXPLORATION CONSULTANTS LTD.**
SUITE 200, 900 WEST HASTINGS STREET
VANCOUVER BC V6C 1E5

Finalized Date: 25-NOV-2011
Account: EIABRX

Project: BRX11-01

CERTIFICATE OF ANALYSIS WH11198597

Sample Description	Method / Analyte / Units / LOR	ME-ICP41 Ti % 0.01	ME-ICP41 Tl ppm 10	ME-ICP41 U ppm 10	ME-ICP41 V ppm 1	ME-ICP41 W ppm 10	ME-ICP41 Zn ppm 2	Au-AA25 Au ppm 0.01	Au-GRA21 Au ppm 0.05	Ag-GRA21 Ag ppm 5	Cu-AA46 Cu % 0.001	Pb-AA46 Pb % 0.001	Zn-AA46 Zn % 0.001
L561977		<0.01	<10	<10	38	<10	183	<0.01					
L561978		<0.01	<10	<10	16	<10	903	<0.01					
L561979		<0.01	<10	<10	19	<10	166	0.14					
L561980		<0.01	<10	<10	15	<10	882	0.40					
L561981		<0.01	<10	<10	25	<10	168	0.76					
L561982		<0.01	<10	<10	21	<10	593	0.34					
L561983		<0.01	<10	<10	26	<10	453	0.32					
L561984		<0.01	<10	10	1	<10	14	<0.01					
L561985		0.11	<10	<10	78	20	8610	1.45			2.67		
L561986		<0.01	<10	<10	12	<10	1370	0.45					
L561987		<0.01	<10	<10	7	<10	2500	0.77					
L561988		<0.01	10	<10	2	<10	94	11.60	12.35	138			
L561989		<0.01	<10	<10	3	<10	95	0.32					
L561990		<0.01	<10	<10	2	<10	56	0.14					
L561991		<0.01	<10	<10	2	<10	151	0.05					
L561992		<0.01	<10	<10	3	<10	5260	0.10					
L561993		<0.01	10	<10	4	<10	785	2.08		191	2.39		
L561994		<0.01	<10	<10	4	<10	3920	0.21					
L561995		<0.01	<10	<10	11	<10	395	0.02					
L561996		<0.01	<10	<10	14	<10	131	0.01					
L561997		<0.01	<10	<10	12	<10	107	<0.01					
L561998		<0.01	<10	<10	16	<10	260	<0.01					
L561999		<0.01	<10	<10	14	<10	194	0.06					
L562000		<0.01	<10	<10	13	<10	181	<0.01					
L562001		<0.01	<10	<10	10	<10	178	0.03					
L562002		<0.01	<10	<10	8	<10	2780	0.33					
L562003		<0.01	<10	<10	8	<10	4390	0.16					
L562004		<0.01	<10	<10	9	<10	>10000	0.28					1.115
L562005		<0.01	<10	<10	3	<10	55	<0.01					
L562006		0.04	<10	<10	20	10	>10000	0.54			1.395		7.27
L562007		<0.01	<10	<10	7	<10	855	0.50					
L562008		<0.01	<10	<10	5	<10	2210	0.07					
L562009		<0.01	<10	<10	7	<10	1175	0.15					
L562010		<0.01	<10	<10	13	<10	68	0.01					
L562011		<0.01	<10	<10	11	<10	140	0.02					
L562012		<0.01	<10	<10	8	<10	818	0.26					
L562013		<0.01	<10	<10	22	<10	78	0.06					
L562014		<0.01	<10	<10	27	10	94	0.01					
L562015		<0.01	<10	<10	27	<10	66	0.02					
L562016		<0.01	<10	<10	34	<10	80	0.01					

ALS Canada Ltd.

2103 Dollarton Hwy
North Vancouver BC V7H 0A7
Phone: 604 984 0221 Fax: 604 984 0218 www.alsglobal.com

To: **EQUITY EXPLORATION CONSULTANTS LTD.**
SUITE 200, 900 WEST HASTINGS STREET
VANCOUVER BC V6C 1E5

Finalized Date: 25-NOV-2011
Account: EIABRX

Project: BRX11-01

CERTIFICATE OF ANALYSIS WH11198597

Sample Description	Method / Analyte / Units / LOR	WEI-21 Recvd Wt. kg 0.02	ME-ICP41 Ag ppm 0.2	ME-ICP41 Al % 0.01	ME-ICP41 As ppm 2	ME-ICP41 B ppm 10	ME-ICP41 Ba ppm 10	ME-ICP41 Be ppm 0.5	ME-ICP41 Bi ppm 2	ME-ICP41 Ca % 0.01	ME-ICP41 Cd ppm 0.5	ME-ICP41 Co ppm 1	ME-ICP41 Cr ppm 1	ME-ICP41 Cu ppm 1	ME-ICP41 Fe % 0.01	ME-ICP41 Ga ppm 10
L562017		7.77	0.3	0.99	120	<10	70	0.5	<2	3.17	<0.5	14	12	25	3.97	<10
L562018		6.95	<0.2	0.56	70	<10	110	<0.5	<2	2.57	<0.5	5	2	12	2.44	<10
L562019		7.61	<0.2	0.62	75	<10	80	<0.5	<2	2.14	<0.5	5	2	6	2.41	<10
L562020		7.11	<0.2	0.53	94	<10	40	<0.5	<2	1.81	<0.5	5	1	8	2.57	<10
L562021		6.79	<0.2	0.61	120	<10	60	<0.5	<2	0.70	<0.5	10	1	18	2.70	<10
L562022		4.33	0.3	0.68	159	<10	60	0.5	<2	0.38	<0.5	14	1	31	2.78	<10
L562023		5.13	27.3	0.43	845	<10	10	<0.5	63	0.18	20.6	9	4	845	7.63	<10
L562024		5.64	2.9	0.71	437	<10	20	0.5	<2	0.24	22.6	14	2	33	3.94	<10
L562025		3.03	1.9	0.83	402	<10	40	0.6	<2	0.47	<0.5	13	2	37	3.24	<10
L562026		2.39	1.9	0.79	408	<10	60	0.6	<2	0.49	<0.5	13	1	34	3.16	<10
L562027		0.45	<0.2	0.09	<2	<10	30	<0.5	<2	20.0	<0.5	<1	3	2	0.46	<10
L562028		0.08	85.4	1.63	484	10	40	<0.5	11	2.10	56.5	29	78	>10000	6.34	10
L562029		6.21	2.0	0.85	228	<10	100	0.5	<2	1.03	1.3	11	1	28	2.63	<10
L562030		7.60	0.4	0.63	133	<10	150	0.5	<2	3.14	<0.5	5	1	11	2.78	<10
L562031		7.32	<0.2	1.08	118	<10	180	<0.5	<2	4.20	<0.5	5	2	16	2.75	<10
L562032		7.54	0.2	0.96	164	<10	190	<0.5	<2	4.15	<0.5	5	2	16	2.61	<10
L562033		7.25	0.3	0.83	191	<10	170	<0.5	<2	2.69	<0.5	6	2	16	2.84	<10
L562034		7.00	0.7	0.69	156	<10	100	0.5	<2	2.16	3.0	8	4	22	2.77	<10
L562035		9.63	1.2	0.78	190	<10	160	<0.5	<2	2.82	<0.5	6	4	45	2.36	<10
L562036		3.08	0.7	1.36	343	<10	180	0.5	<2	2.58	<0.5	8	5	28	2.49	<10
L562037		3.10	0.9	1.10	286	<10	150	<0.5	<2	2.55	<0.5	5	3	39	2.48	<10
L562038		5.55	2.5	0.70	210	<10	110	<0.5	<2	2.43	14.5	6	4	54	2.88	<10
L562039		5.52	8.7	0.66	194	<10	70	<0.5	<2	1.42	12.5	6	3	75	2.97	<10
L562040		2.20	>100	0.49	749	<10	20	<0.5	215	0.25	24.4	6	4	4220	9.52	<10
L562041		1.74	11.7	0.57	409	<10	40	<0.5	2	0.41	10.2	10	4	52	4.65	<10
L562042		8.31	1.5	1.06	144	<10	100	<0.5	<2	2.71	<0.5	9	6	30	3.07	<10
L562043		7.34	<0.2	1.32	107	<10	140	<0.5	<2	2.60	<0.5	10	6	16	3.29	<10
L562044		7.57	0.9	0.81	140	<10	90	<0.5	<2	2.64	1.4	9	5	22	3.22	<10
L562045		8.54	3.9	0.71	206	<10	100	<0.5	<2	2.81	22.6	9	5	33	3.41	<10
L562046		7.74	4.3	1.48	236	<10	110	<0.5	<2	2.56	11.4	10	7	37	2.93	<10
L562047		8.29	5.2	1.46	184	<10	170	<0.5	<2	3.12	<0.5	9	7	24	3.36	<10
L562048		0.37	<0.2	0.06	4	<10	20	<0.5	<2	20.0	<0.5	<1	1	1	0.51	<10
L562049		0.07	41.7	0.82	145	<10	20	<0.5	29	0.54	230	175	47	>10000	18.1	10
L562050		7.78	<0.2	1.49	96	<10	170	<0.5	<2	3.12	<0.5	9	7	20	2.94	<10
L562051		7.55	0.2	1.58	38	<10	180	<0.5	<2	3.66	<0.5	9	8	19	3.00	<10
L562052		4.60	0.2	1.45	28	<10	160	<0.5	<2	3.28	<0.5	10	8	21	3.10	<10
L562053		7.52	0.7	1.48	77	<10	200	<0.5	<2	3.72	<0.5	6	3	30	2.93	<10
L562054		6.92	0.3	1.22	82	<10	170	<0.5	<2	3.23	<0.5	6	4	22	2.94	<10
L562055		7.55	0.8	1.13	141	<10	190	<0.5	<2	3.22	0.6	6	4	46	3.00	<10
L562056		6.97	0.5	1.09	610	<10	170	<0.5	<2	3.15	<0.5	6	3	24	2.45	<10

ALS Canada Ltd.

2103 Dollarton Hwy
North Vancouver BC V7H 0A7
Phone: 604 984 0221 Fax: 604 984 0218 www.alsglobal.com

To: **EQUITY EXPLORATION CONSULTANTS LTD.**
SUITE 200, 900 WEST HASTINGS STREET
VANCOUVER BC V6C 1E5

Finalized Date: 25-NOV-2011
Account: EIABRX

Project: BRX11-01

CERTIFICATE OF ANALYSIS WH11198597

Sample Description	Method	ME-ICP41	ME-ICP41	ME-ICP41	ME-ICP41	ME-ICP41	ME-ICP41	ME-ICP41	ME-ICP41	ME-ICP41	ME-ICP41	ME-ICP41	ME-ICP41	ME-ICP41	ME-ICP41	ME-ICP41
	Analyte	Hg	K	La	Mg	Mn	Mo	Na	Ni	P	Pb	S	Sb	Sc	Sr	Th
	Units	ppm	%	ppm	%	ppm	ppm	%	ppm	ppm	ppm	%	ppm	ppm	ppm	ppm
	LOR	1	0.01	10	0.01	5	1	0.01	1	10	2	0.01	2	1	1	20
L562017		<1	0.25	10	1.15	5930	<1	0.14	17	980	21	3.57	12	5	254	<20
L562018		<1	0.26	10	0.83	3560	<1	0.10	2	770	18	2.40	8	2	213	<20
L562019		<1	0.28	10	0.68	2770	<1	0.10	2	800	18	2.45	5	2	239	<20
L562020		<1	0.25	10	0.52	3330	<1	0.10	1	840	16	2.66	6	2	174	<20
L562021		<1	0.24	10	0.23	4460	1	0.12	4	970	36	2.47	10	2	185	<20
L562022		<1	0.22	10	0.18	8680	1	0.16	8	1080	67	2.20	12	3	225	<20
L562023		1	0.13	<10	0.02	104	<1	0.07	5	570	927	9.28	228	1	107	<20
L562024		<1	0.27	10	0.04	150	1	0.16	9	790	576	4.34	11	2	243	<20
L562025		<1	0.27	20	0.21	6960	1	0.15	7	1220	51	2.84	12	3	239	<20
L562026		<1	0.25	10	0.23	7410	1	0.15	7	1210	55	2.68	13	3	235	<20
L562027		<1	0.05	<10	12.30	242	<1	0.01	4	240	<2	0.02	<2	<1	51	<20
L562028		3	0.37	10	1.46	816	1310	0.10	244	1300	8210	4.33	73	7	211	<20
L562029		<1	0.28	10	0.40	5310	2	0.15	6	1090	178	2.35	16	2	227	<20
L562030		<1	0.26	10	0.70	3590	3	0.09	2	780	38	2.69	6	2	239	<20
L562031		<1	0.26	10	0.69	1825	<1	0.09	4	790	34	2.06	5	2	351	<20
L562032		<1	0.29	10	0.57	1980	<1	0.09	4	770	25	2.26	7	2	337	<20
L562033		<1	0.25	10	0.72	2480	<1	0.09	5	790	32	2.14	5	2	220	<20
L562034		<1	0.27	10	0.71	5070	<1	0.09	9	800	208	2.41	9	3	191	<20
L562035		<1	0.23	10	1.01	1340	3	0.08	8	720	43	1.68	19	1	318	<20
L562036		<1	0.27	10	0.99	1580	1	0.09	11	730	36	1.69	13	1	262	<20
L562037		<1	0.26	10	0.92	2010	5	0.08	6	750	36	2.07	14	1	220	<20
L562038		<1	0.30	10	0.84	5050	4	0.08	6	740	522	2.91	27	1	163	<20
L562039		<1	0.31	10	0.46	5530	7	0.08	6	740	921	3.22	34	1	140	<20
L562040		2	0.19	<10	0.02	112	<1	0.09	6	770	1390	>10.0	1720	1	130	<20
L562041		<1	0.24	10	0.07	562	<1	0.10	11	880	1275	5.06	33	1	162	<20
L562042		<1	0.28	10	1.04	4060	<1	0.09	8	890	55	2.90	16	2	191	<20
L562043		<1	0.22	10	1.12	2510	<1	0.08	10	950	21	2.53	11	2	214	<20
L562044		<1	0.26	10	0.85	6700	<1	0.09	10	930	232	3.25	12	2	182	<20
L562045		<1	0.26	10	1.00	7010	<1	0.09	8	920	1060	3.63	18	2	183	<20
L562046		1	0.26	10	1.00	4740	<1	0.08	9	980	883	2.13	14	2	219	<20
L562047		<1	0.25	10	1.13	4440	<1	0.08	9	910	32	2.29	10	2	241	<20
L562048		<1	0.04	<10	12.30	253	<1	0.01	2	180	3	0.02	<2	<1	49	<20
L562049		14	0.16	10	0.57	749	31	0.03	45	230	6380	>10.0	23	2	18	<20
L562050		<1	0.25	10	0.73	1600	<1	0.09	9	920	18	1.61	10	2	303	<20
L562051		<1	0.24	10	0.79	969	<1	0.08	10	910	23	0.99	6	2	347	<20
L562052		<1	0.19	10	0.61	885	<1	0.08	8	940	21	1.26	8	2	339	<20
L562053		<1	0.27	10	1.07	1040	1	0.08	5	740	44	1.90	9	1	276	<20
L562054		<1	0.25	10	0.51	944	1	0.08	6	760	36	1.97	7	1	326	<20
L562055		<1	0.25	10	0.40	930	4	0.08	6	760	71	2.06	11	1	309	<20
L562056		<1	0.23	10	0.46	1105	2	0.09	4	740	36	1.55	5	1	312	<20

ALS Canada Ltd.

2103 Dollarton Hwy
North Vancouver BC V7H 0A7
Phone: 604 984 0221 Fax: 604 984 0218 www.alsglobal.com

To: **EQUITY EXPLORATION CONSULTANTS LTD.**
SUITE 200, 900 WEST HASTINGS STREET
VANCOUVER BC V6C 1E5

Finalized Date: 25-NOV-2011
Account: EIABRX

Project: BRX11-01

CERTIFICATE OF ANALYSIS WH11198597

Sample Description	Method / Analyte / Units / LOR	ME-ICP41 Ti % 0.01	ME-ICP41 Tl ppm 10	ME-ICP41 U ppm 10	ME-ICP41 V ppm 1	ME-ICP41 W ppm 10	ME-ICP41 Zn ppm 2	Au-AA25 Au ppm 0.01	Au-GRA21 Au ppm 0.05	Ag-GRA21 Ag ppm 5	Cu-AA46 Cu % 0.001	Pb-AA46 Pb % 0.001	Zn-AA46 Zn % 0.001
L562017		<0.01	<10	<10	31	<10	86	0.01					
L562018		<0.01	<10	<10	10	<10	60	0.01					
L562019		<0.01	<10	<10	11	<10	56	0.01					
L562020		<0.01	<10	<10	10	<10	72	0.01					
L562021		<0.01	<10	<10	11	<10	116	0.01					
L562022		<0.01	<10	<10	13	<10	537	0.02					
L562023		<0.01	<10	<10	6	<10	1780	0.51					
L562024		<0.01	<10	<10	9	<10	1315	0.27					
L562025		<0.01	<10	<10	14	<10	185	0.36					
L562026		<0.01	<10	<10	14	<10	246	0.41					
L562027		<0.01	<10	<10	3	<10	14	<0.01					
L562028		0.11	<10	<10	77	20	9360	1.50			2.56		
L562029		0.01	<10	<10	14	<10	368	0.13					
L562030		<0.01	<10	<10	9	<10	79	0.02					
L562031		<0.01	<10	<10	12	<10	81	0.01					
L562032		<0.01	<10	<10	11	<10	70	0.02					
L562033		<0.01	<10	<10	14	<10	71	0.03					
L562034		<0.01	<10	<10	17	<10	494	0.02					
L562035		<0.01	<10	<10	11	<10	112	0.01					
L562036		<0.01	<10	<10	14	<10	89	0.01					
L562037		<0.01	<10	<10	11	<10	100	0.01					
L562038		<0.01	<10	<10	10	<10	1325	0.03					
L562039		<0.01	<10	<10	9	<10	1810	0.03					
L562040		<0.01	<10	<10	6	<10	2670	0.84		276			
L562041		<0.01	<10	<10	7	<10	1330	0.09					
L562042		<0.01	<10	<10	16	<10	79	0.02					
L562043		<0.01	<10	<10	19	<10	77	0.01					
L562044		<0.01	<10	<10	13	<10	417	0.03					
L562045		<0.01	<10	<10	15	<10	2500	0.05					
L562046		<0.01	<10	<10	20	<10	1855	0.03					
L562047		<0.01	<10	<10	20	<10	104	0.04					
L562048		<0.01	<10	<10	2	<10	18	<0.01					
L562049		0.04	10	<10	19	10	>10000	0.48			1.390		7.35
L562050		0.01	<10	<10	22	<10	78	0.01					
L562051		<0.01	<10	<10	27	<10	82	<0.01					
L562052		<0.01	<10	<10	26	<10	89	<0.01					
L562053		<0.01	<10	<10	16	<10	112	0.01					
L562054		<0.01	<10	<10	14	<10	85	<0.01					
L562055		<0.01	<10	<10	14	<10	152	0.01					
L562056		<0.01	<10	<10	12	<10	85	<0.01					

ALS Canada Ltd.

2103 Dollarton Hwy
North Vancouver BC V7H 0A7
Phone: 604 984 0221 Fax: 604 984 0218 www.alsglobal.com

To: **EQUITY EXPLORATION CONSULTANTS LTD.**
SUITE 200, 900 WEST HASTINGS STREET
VANCOUVER BC V6C 1E5

Finalized Date: 25-NOV-2011
Account: EIABRX

Project: BRX11-01

CERTIFICATE OF ANALYSIS WH11198597

Sample Description	Method	WEI-21	ME-ICP41	ME-ICP41	ME-ICP41	ME-ICP41	ME-ICP41	ME-ICP41	ME-ICP41	ME-ICP41	ME-ICP41	ME-ICP41	ME-ICP41	ME-ICP41	ME-ICP41	ME-ICP41
	Analyte	Recvd Wt.	Ag	Al	As	B	Ba	Be	Bi	Ca	Cd	Co	Cr	Cu	Fe	Ga
	Units	kg	ppm	%	ppm	ppm	ppm	ppm	ppm	%	ppm	ppm	ppm	ppm	%	ppm
	LOR	0.02	0.2	0.01	2	10	10	0.5	2	0.01	0.5	1	1	1	0.01	10
L562057		7.37	0.7	1.21	135	<10	170	<0.5	<2	3.56	<0.5	6	3	28	2.64	<10
L562058		7.05	1.6	0.67	248	<10	120	<0.5	<2	2.69	1.8	7	4	39	2.97	<10
L562059		7.55	0.9	0.79	199	<10	120	<0.5	<2	2.97	<0.5	5	3	25	2.74	<10
L562060		7.23	0.6	1.32	119	<10	170	<0.5	<2	2.73	<0.5	5	3	28	2.60	<10
L562061		7.41	0.6	1.13	152	<10	180	<0.5	<2	3.30	<0.5	6	4	31	2.65	<10
L562062		7.19	0.6	1.19	119	<10	180	<0.5	<2	3.39	<0.5	6	4	38	2.80	<10
L562063		7.72	0.9	1.12	419	<10	130	<0.5	<2	3.49	<0.5	6	3	42	2.66	<10
L562064		7.98	1.8	0.96	264	<10	60	<0.5	<2	2.66	3.4	7	3	47	2.91	<10
L562065		7.34	0.5	1.17	195	<10	80	<0.5	<2	2.89	<0.5	8	4	47	2.79	<10
L562066		3.09	1.1	0.73	221	<10	70	<0.5	<2	2.07	6.6	6	3	42	2.92	<10
L562067		1.64	38.4	0.62	518	<10	20	<0.5	<2	0.49	101.5	11	3	964	3.94	<10
L562068		6.95	2.4	0.64	195	<10	90	<0.5	<2	1.97	4.1	7	3	51	2.84	<10
L562069		<0.02	2.5	0.66	203	<10	80	<0.5	<2	1.96	4.3	7	4	50	2.84	<10
L562070		0.36	<0.2	0.06	8	<10	10	<0.5	<2	20.7	<0.5	<1	1	2	0.48	<10
L562071		0.08	85.1	1.67	507	<10	30	<0.5	4	2.05	57.1	29	79	>10000	6.23	10
L562072		6.93	2.5	0.68	253	<10	120	<0.5	<2	1.81	2.5	6	4	62	2.85	<10
L562073		7.24	2.4	0.68	282	<10	90	<0.5	<2	1.80	2.1	7	4	56	2.97	<10
L562074		7.45	0.7	0.68	311	<10	80	<0.5	<2	1.77	<0.5	6	3	16	2.90	<10
L562075		7.62	1.1	0.71	269	<10	90	<0.5	<2	2.73	4.6	6	4	13	2.69	<10
L562076		7.21	0.5	1.04	841	<10	170	<0.5	<2	3.23	<0.5	6	4	37	2.51	<10
L562077		7.61	3.0	0.90	633	<10	50	<0.5	<2	3.00	4.5	7	5	81	2.64	<10
L562078		7.71	0.9	0.71	216	<10	110	<0.5	<2	2.78	1.1	6	3	44	2.50	<10
L562079		3.13	2.2	0.59	215	<10	90	<0.5	<2	2.05	0.5	6	4	106	2.88	<10
L562080		3.33	>100	0.48	294	<10	30	<0.5	3	0.65	273	5	3	496	3.37	10
L562081		6.97	1.0	0.56	113	<10	90	<0.5	<2	2.48	<0.5	5	3	13	2.88	<10
L562082		5.96	0.3	0.77	117	<10	130	<0.5	<2	3.75	<0.5	5	3	12	2.44	<10
L562083		3.04	0.3	0.78	107	<10	140	<0.5	<2	4.17	<0.5	5	3	16	2.45	<10
L562084		6.68	1.6	0.76	165	<10	100	<0.5	<2	3.28	2.9	6	2	23	2.72	<10
L562085		5.87	1.6	0.68	196	<10	30	<0.5	<2	1.35	0.6	6	3	41	3.37	<10
L562086		7.43	2.2	0.64	104	<10	80	<0.5	<2	1.83	8.2	6	2	16	2.86	<10
L562087		7.66	0.3	0.80	85	<10	100	<0.5	<2	3.74	<0.5	6	3	16	2.69	<10
L562088		7.32	0.5	0.84	114	<10	70	0.5	<2	3.43	<0.5	5	3	15	2.67	<10
L562089		7.13	0.5	0.71	143	<10	30	0.5	<2	3.16	0.7	6	2	14	2.68	<10
L562090		7.29	0.4	0.84	102	<10	150	0.5	<2	3.26	<0.5	6	2	14	2.51	<10
L562091		0.34	<0.2	0.15	7	<10	30	<0.5	<2	20.6	<0.5	1	9	1	0.48	<10
L562092		0.07	42.7	0.85	159	<10	10	<0.5	40	0.54	231	179	52	>10000	18.4	10
L562093		2.26	1.5	0.62	165	<10	40	0.6	<2	3.12	2.5	7	2	64	2.74	<10
L562094		4.39	17.2	0.57	168	<10	30	0.5	<2	1.25	30.6	6	1	148	3.25	<10
L562095		4.55	0.3	1.11	55	<10	200	0.5	<2	3.25	<0.5	6	3	16	2.33	<10
L562096		4.55	0.2	1.11	93	<10	160	0.5	<2	4.08	<0.5	6	3	15	2.53	<10

ALS Canada Ltd.

2103 Dollarton Hwy
North Vancouver BC V7H 0A7
Phone: 604 984 0221 Fax: 604 984 0218 www.alsglobal.com

To: **EQUITY EXPLORATION CONSULTANTS LTD.**
SUITE 200, 900 WEST HASTINGS STREET
VANCOUVER BC V6C 1E5

Finalized Date: 25-NOV-2011
Account: EIABRX

Project: BRX11-01

CERTIFICATE OF ANALYSIS WH11198597

Sample Description	Method / Analyte / Units / LOR	ME-ICP41 Hg ppm 1	ME-ICP41 K % 0.01	ME-ICP41 La ppm 10	ME-ICP41 Mg % 0.01	ME-ICP41 Mn ppm 5	ME-ICP41 Mo ppm 1	ME-ICP41 Na % 0.01	ME-ICP41 Ni ppm 1	ME-ICP41 P ppm 10	ME-ICP41 Pb ppm 2	ME-ICP41 S % 0.01	ME-ICP41 Sb ppm 2	ME-ICP41 Sc ppm 1	ME-ICP41 Sr ppm 1	ME-ICP41 Th ppm 20
L562057		<1	0.28	10	0.95	2290	3	0.08	4	760	52	2.12	6	1	244	<20
L562058		<1	0.31	10	0.72	7760	4	0.08	7	760	262	3.08	13	2	178	<20
L562059		<1	0.29	10	0.97	5060	3	0.07	3	720	65	2.83	10	1	198	<20
L562060		<1	0.30	10	0.92	1545	3	0.08	4	720	32	2.10	10	1	236	<20
L562061		<1	0.28	10	0.39	985	3	0.09	6	780	42	1.90	7	1	313	<20
L562062		<1	0.29	10	0.42	1005	3	0.09	6	770	47	1.95	9	1	303	<20
L562063		<1	0.28	10	0.51	1345	5	0.09	8	810	70	2.37	10	1	286	<20
L562064		1	0.31	10	0.78	3680	6	0.08	8	810	335	3.09	15	1	187	<20
L562065		<1	0.31	10	0.99	3140	4	0.08	10	820	53	2.89	17	1	191	<20
L562066		<1	0.31	10	0.74	5140	4	0.08	7	760	318	3.29	13	1	152	<20
L562067		2	0.30	10	0.11	1405	6	0.08	15	790	4070	5.10	368	2	135	<20
L562068		<1	0.29	10	0.67	3540	8	0.09	7	800	306	3.25	21	2	198	<20
L562069		<1	0.30	10	0.67	3540	7	0.09	6	790	297	3.24	20	2	196	<20
L562070		<1	0.03	<10	12.40	241	<1	0.02	1	190	2	0.07	<2	<1	53	<20
L562071		3	0.37	10	1.43	814	1385	0.10	261	1310	8510	4.57	73	7	213	<20
L562072		1	0.31	10	0.58	6370	8	0.08	5	790	293	3.14	18	1	153	<20
L562073		<1	0.33	10	0.46	5730	8	0.08	3	790	274	3.30	23	1	142	<20
L562074		<1	0.34	10	0.44	6540	3	0.07	3	780	46	3.30	5	1	147	<20
L562075		<1	0.30	10	0.72	3970	2	0.08	2	790	374	2.73	6	1	226	<20
L562076		<1	0.29	10	0.49	1790	4	0.09	11	790	31	2.14	13	1	276	<20
L562077		<1	0.35	10	0.47	3770	13	0.08	14	770	283	2.63	24	1	227	<20
L562078		<1	0.30	10	0.58	3610	6	0.07	5	740	68	2.57	16	1	183	<20
L562079		<1	0.30	10	0.68	3760	5	0.07	7	760	58	3.13	48	1	153	<20
L562080		5	0.23	10	0.18	1620	3	0.07	4	660	8300	5.32	501	1	128	<20
L562081		<1	0.27	10	0.75	4790	1	0.08	4	690	58	3.27	11	1	196	<20
L562082		<1	0.31	10	0.69	2730	1	0.09	2	670	40	2.66	7	1	292	<20
L562083		<1	0.30	10	0.34	2120	1	0.09	3	700	28	2.75	7	1	315	<20
L562084		<1	0.28	10	0.46	3100	2	0.08	3	850	354	3.04	12	1	263	<20
L562085		<1	0.31	10	0.37	6520	5	0.08	5	770	113	3.77	23	1	167	<20
L562086		<1	0.30	10	0.57	5650	2	0.08	3	740	841	3.37	8	1	173	<20
L562087		<1	0.32	10	0.52	2930	1	0.07	3	730	26	3.07	9	1	251	<20
L562088		<1	0.32	10	0.61	3530	5	0.08	3	770	37	2.91	8	1	237	<20
L562089		<1	0.28	10	0.64	5230	1	0.07	2	880	96	2.90	9	1	226	<20
L562090		<1	0.28	20	0.54	4600	1	0.07	1	900	46	2.21	10	2	228	<20
L562091		<1	0.11	<10	12.35	258	<1	0.02	2	220	2	0.06	<2	1	45	<20
L562092		16	0.17	10	0.56	751	37	0.04	49	240	6640	>10.0	28	2	18	<20
L562093		<1	0.29	20	0.72	9530	<1	0.07	3	900	303	2.98	21	2	227	<20
L562094		<1	0.28	10	0.26	12350	1	0.06	2	920	2140	3.86	151	2	159	<20
L562095		<1	0.29	20	0.60	4120	1	0.07	2	910	21	1.24	8	2	237	<20
L562096		<1	0.28	20	0.46	2170	1	0.08	2	920	29	1.92	6	2	340	<20

ALS Canada Ltd.
2103 Dollarton Hwy
North Vancouver BC V7H 0A7
Phone: 604 984 0221 Fax: 604 984 0218 www.alsglobal.com

To: **EQUITY EXPLORATION CONSULTANTS LTD.**
SUITE 200, 900 WEST HASTINGS STREET
VANCOUVER BC V6C 1E5

Finalized Date: 25-NOV-2011
Account: EIABRX

Project: BRX11-01

CERTIFICATE OF ANALYSIS WH11198597

Sample Description	Method / Analyte / Units / LOR	ME-ICP41 Ti % 0.01	ME-ICP41 Tl ppm 10	ME-ICP41 U ppm 10	ME-ICP41 V ppm 1	ME-ICP41 W ppm 10	ME-ICP41 Zn ppm 2	Au-AA25 Au ppm 0.01	Au-GRA21 Au ppm 0.05	Ag-GRA21 Ag ppm 5	Cu-AA46 Cu % 0.001	Pb-AA46 Pb % 0.001	Zn-AA46 Zn % 0.001
L562057		<0.01	<10	<10	13	<10	111	0.01					
L562058		<0.01	<10	<10	9	<10	423	0.05					
L562059		<0.01	<10	<10	9	<10	131	0.04					
L562060		<0.01	<10	<10	13	<10	86	0.01					
L562061		<0.01	<10	<10	12	<10	113	0.01					
L562062		<0.01	<10	<10	13	<10	91	0.01					
L562063		<0.01	<10	<10	10	<10	95	0.02					
L562064		<0.01	<10	<10	11	<10	511	0.02					
L562065		<0.01	<10	<10	13	<10	109	0.01					
L562066		<0.01	<10	<10	9	<10	585	0.03					
L562067		<0.01	<10	<10	8	<10	>10000	0.11					1.190
L562068		<0.01	<10	<10	9	<10	629	0.05					
L562069		<0.01	<10	<10	9	<10	634	0.06					
L562070		<0.01	<10	<10	2	<10	22	<0.01					
L562071		0.11	<10	<10	79	30	9790	1.30			2.58		
L562072		<0.01	<10	<10	8	<10	554	0.06					
L562073		<0.01	<10	<10	8	<10	381	0.04					
L562074		<0.01	<10	<10	7	<10	59	0.05					
L562075		<0.01	<10	<10	8	<10	622	0.03					
L562076		<0.01	<10	<10	11	<10	87	0.01					
L562077		<0.01	<10	<10	10	<10	658	0.02					
L562078		<0.01	<10	<10	9	<10	180	0.02					
L562079		<0.01	<10	<10	8	<10	139	0.01					
L562080		<0.01	<10	<10	6	10	>10000	0.09		96			2.84
L562081		<0.01	<10	<10	11	<10	118	0.01					
L562082		<0.01	<10	<10	9	<10	102	<0.01					
L562083		<0.01	<10	<10	8	<10	143	<0.01					
L562084		<0.01	<10	<10	9	<10	508	0.01					
L562085		<0.01	<10	<10	9	<10	153	0.02					
L562086		<0.01	<10	<10	10	<10	1615	0.01					
L562087		<0.01	<10	<10	9	<10	51	<0.01					
L562088		<0.01	<10	<10	10	<10	73	0.01					
L562089		<0.01	<10	<10	12	<10	232	0.02					
L562090		<0.01	<10	<10	12	<10	81	<0.01					
L562091		<0.01	<10	<10	7	<10	17	<0.01					
L562092		0.04	<10	<10	20	10	>10000	0.46			1.375		7.14
L562093		<0.01	<10	<10	15	<10	520	0.01					
L562094		<0.01	<10	<10	10	<10	4920	0.04					
L562095		<0.01	<10	<10	15	<10	86	<0.01					
L562096		<0.01	<10	<10	14	<10	69	0.01					

ALS Canada Ltd.

2103 Dollarton Hwy
North Vancouver BC V7H 0A7
Phone: 604 984 0221 Fax: 604 984 0218 www.alsglobal.com

To: **EQUITY EXPLORATION CONSULTANTS LTD.**
SUITE 200, 900 WEST HASTINGS STREET
VANCOUVER BC V6C 1E5

Finalized Date: 25-NOV-2011
Account: EIABRX

Project: BRX11-01

CERTIFICATE OF ANALYSIS WH11198597

Sample Description	Method / Analyte / Units / LOR	WEI-21 Recvd Wt. kg 0.02	ME-ICP41 Ag ppm 0.2	ME-ICP41 Al % 0.01	ME-ICP41 As ppm 2	ME-ICP41 B ppm 10	ME-ICP41 Ba ppm 10	ME-ICP41 Be ppm 0.5	ME-ICP41 Bi ppm 2	ME-ICP41 Ca % 0.01	ME-ICP41 Cd ppm 0.5	ME-ICP41 Co ppm 1	ME-ICP41 Cr ppm 1	ME-ICP41 Cu ppm 1	ME-ICP41 Fe % 0.01	ME-ICP41 Ga ppm 10
L562097		4.21	0.3	0.88	99	<10	160	0.5	<2	4.38	<0.5	6	2	16	2.59	<10
L562098		8.02	0.3	1.35	71	<10	110	0.5	<2	3.28	0.7	6	3	17	2.56	<10
L562099		4.57	<0.2	1.21	21	<10	340	<0.5	<2	4.32	<0.5	5	3	14	2.31	<10
L562100		4.13	<0.2	1.41	101	<10	250	0.5	<2	4.61	<0.5	6	3	13	2.39	<10
L562101		5.10	2.2	0.62	235	<10	140	0.5	<2	3.08	8.4	6	2	19	2.72	<10
L562102		2.85	61.3	0.52	240	<10	90	<0.5	4	1.26	254	5	2	269	2.93	10
L562103		3.37	0.7	0.60	135	<10	50	0.5	<2	2.94	1.8	6	2	8	2.66	<10
L562104		2.97	4.4	0.68	143	<10	70	0.5	<2	3.55	14.8	6	2	24	2.53	<10
L562105		3.12	<0.2	0.94	53	<10	250	<0.5	<2	3.85	<0.5	5	2	9	2.26	<10
L562106		2.97	<0.2	1.32	15	<10	820	<0.5	<2	3.59	<0.5	5	3	10	2.24	<10
L562107		3.22	0.8	0.68	269	<10	220	0.6	<2	2.83	<0.5	6	2	14	2.53	<10
L562108		2.39	6.3	0.51	305	<10	140	0.5	<2	2.11	30.9	6	2	28	2.76	<10
L562109		3.02	1.1	0.83	234	<10	190	0.6	<2	3.15	2.0	6	2	9	2.52	<10
L562110		3.03	3.7	0.80	163	<10	130	0.7	<2	3.32	8.8	6	2	28	2.95	<10
L562111		2.84	0.2	1.06	100	<10	190	0.6	<2	4.10	<0.5	6	3	10	2.62	<10
L562112		2.60	0.5	1.13	111	<10	210	0.6	<2	4.13	<0.5	6	2	12	2.57	<10
L562113		0.58	<0.2	0.04	2	<10	20	<0.5	<2	20.0	<0.5	<1	<1	1	0.45	<10
L562114		0.08	85.2	1.66	478	10	40	<0.5	12	2.08	55.6	29	77	>10000	6.26	10
L562115		6.19	2.2	0.81	260	<10	150	0.6	<2	3.37	0.6	6	2	29	2.57	<10
L562116		3.87	29.2	0.61	255	<10	100	0.5	10	1.08	45.7	6	2	158	3.22	<10
L562117		5.53	0.7	0.75	168	<10	120	0.5	<2	2.10	<0.5	6	2	12	2.76	<10
L562118		4.30	3.9	0.78	118	<10	110	0.6	<2	2.54	15.2	6	2	30	2.94	<10

ALS Canada Ltd.

2103 Dollarton Hwy
North Vancouver BC V7H 0A7
Phone: 604 984 0221 Fax: 604 984 0218 www.alsglobal.com

To: **EQUITY EXPLORATION CONSULTANTS LTD.**
SUITE 200, 900 WEST HASTINGS STREET
VANCOUVER BC V6C 1E5

Finalized Date: 25-NOV-2011
Account: EIABRX

Project: BRX11-01

CERTIFICATE OF ANALYSIS WH11198597

Sample Description	Method	ME-ICP41	ME-ICP41	ME-ICP41	ME-ICP41	ME-ICP41	ME-ICP41	ME-ICP41	ME-ICP41	ME-ICP41	ME-ICP41	ME-ICP41	ME-ICP41	ME-ICP41	ME-ICP41	ME-ICP41
	Analyte	Hg	K	La	Mg	Mn	Mo	Na	Ni	P	Pb	S	Sb	Sc	Sr	Th
	Units	ppm	%	ppm	%	ppm	ppm	%	ppm	ppm	ppm	%	ppm	ppm	ppm	ppm
	LOR	1	0.01	10	0.01	5	1	0.01	1	10	2	0.01	2	1	1	20
L562097		<1	0.29	10	0.49	2410	1	0.07	2	900	36	2.17	10	1	338	<20
L562098		<1	0.36	20	0.61	4730	1	0.09	2	910	82	1.28	10	2	316	<20
L562099		<1	0.31	20	0.42	1710	<1	0.07	3	860	12	0.89	7	2	312	<20
L562100		<1	0.47	20	0.50	2620	<1	0.07	3	840	13	1.12	8	2	295	<20
L562101		<1	0.31	10	0.80	8930	<1	0.07	3	850	538	2.70	19	1	183	<20
L562102		4	0.27	10	0.21	17000	<1	0.06	3	790	>10000	4.66	384	2	182	<20
L562103		<1	0.30	20	0.84	10850	1	0.07	2	870	185	2.91	21	1	177	<20
L562104		<1	0.30	10	0.58	5100	<1	0.06	3	850	1070	2.43	42	1	225	<20
L562105		<1	0.29	20	0.39	1635	<1	0.07	3	790	15	1.28	5	2	249	<20
L562106		<1	0.28	20	0.56	1405	<1	0.08	3	850	14	0.39	7	2	360	<20
L562107		<1	0.29	10	0.62	8280	<1	0.07	3	840	54	1.83	11	1	205	<20
L562108		1	0.26	10	0.55	10500	<1	0.07	2	780	1675	2.72	38	1	168	<20
L562109		<1	0.31	10	0.64	9220	<1	0.07	3	870	191	1.77	16	1	270	<20
L562110		<1	0.33	10	0.79	9400	<1	0.07	3	880	714	2.59	28	2	207	<20
L562111		<1	0.31	20	0.55	3420	<1	0.07	4	870	20	1.67	6	2	258	<20
L562112		<1	0.34	20	0.54	3200	<1	0.08	2	850	32	1.63	7	2	259	<20
L562113		<1	0.02	<10	12.40	224	<1	0.02	2	180	2	0.02	<2	<1	49	<20
L562114		2	0.37	10	1.45	810	1300	0.11	241	1280	8040	4.36	71	7	214	<20
L562115		<1	0.32	10	0.71	8040	<1	0.06	3	840	145	1.91	23	1	223	<20
L562116		<1	0.30	10	0.29	10450	<1	0.07	3	840	2760	3.71	246	2	145	<20
L562117		<1	0.35	10	0.67	5950	<1	0.08	3	860	48	2.89	16	1	155	<20
L562118		<1	0.33	20	0.61	9220	<1	0.08	2	890	1035	3.11	38	1	170	<20

ALS Canada Ltd.

2103 Dollarton Hwy
North Vancouver BC V7H 0A7
Phone: 604 984 0221 Fax: 604 984 0218 www.alsglobal.com

To: **EQUITY EXPLORATION CONSULTANTS LTD.**
SUITE 200, 900 WEST HASTINGS STREET
VANCOUVER BC V6C 1E5

Finalized Date: 25-NOV-2011
Account: EIABRX

Project: BRX11-01

CERTIFICATE OF ANALYSIS WH11198597

Sample Description	Method / Analyte / Units / LOR	ME-ICP41 Ti % 0.01	ME-ICP41 Tl ppm 10	ME-ICP41 U ppm 10	ME-ICP41 V ppm 1	ME-ICP41 W ppm 10	ME-ICP41 Zn ppm 2	Au-AA25 Au ppm 0.01	Au-GRA21 Au ppm 0.05	Ag-GRA21 Ag ppm 5	Cu-AA46 Cu % 0.001	Pb-AA46 Pb % 0.001	Zn-AA46 Zn % 0.001
L562097		<0.01	<10	<10	12	<10	77	0.01					
L562098		<0.01	<10	<10	19	<10	197	0.01					
L562099		<0.01	<10	<10	14	<10	68	<0.01					
L562100		<0.01	<10	<10	13	<10	68	0.01					
L562101		<0.01	<10	<10	9	<10	1090	0.03					
L562102		<0.01	<10	<10	7	<10	>10000	0.16				1.290	2.63
L562103		0.01	<10	<10	11	<10	359	0.02					
L562104		<0.01	<10	<10	9	<10	2260	0.01					
L562105		<0.01	<10	<10	11	<10	55	<0.01					
L562106		<0.01	<10	<10	22	<10	63	<0.01					
L562107		<0.01	<10	<10	10	<10	129	0.03					
L562108		<0.01	<10	<10	8	<10	4590	0.06					
L562109		<0.01	<10	<10	10	<10	349	0.03					
L562110		<0.01	<10	<10	12	<10	1195	0.02					
L562111		<0.01	<10	<10	12	<10	63	0.01					
L562112		<0.01	<10	<10	13	<10	73	0.02					
L562113		<0.01	<10	<10	1	<10	15	<0.01					
L562114		0.11	<10	<10	78	20	9170	1.36			2.59		
L562115		<0.01	<10	<10	9	<10	286	0.06					
L562116		<0.01	<10	<10	9	<10	5080	0.26					
L562117		<0.01	<10	<10	12	<10	77	0.02					
L562118		<0.01	<10	<10	12	<10	2340	0.02					

ALS Canada Ltd.

2103 Dollarton Hwy
North Vancouver BC V7H 0A7
Phone: 604 984 0221 Fax: 604 984 0218 www.alsglobal.com

To: **EQUITY EXPLORATION CONSULTANTS LTD.**
SUITE 200, 900 WEST HASTINGS STREET
VANCOUVER BC V6C 1E5

Finalized Date: 14-NOV-2011
Account: EIABRX

CERTIFICATE WH11186972

Project: BRX11- 01

P.O. No.: BRX11-01_24

This report is for 76 Drill Core samples submitted to our lab in Whitehorse, YT, Canada on 14-SEP-2011.

The following have access to data associated with this certificate:

HENRY AWMACK EQUITY ENG EMAIL RYAN TOOLE	DARCY BAKER TOBY HUGHES	WANDA CARTER SORIN POSESCU

SAMPLE PREPARATION

ALS CODE	DESCRIPTION
WEI-21	Received Sample Weight
LOG-24	Pulp Login - Rcd w/o Barcode
LOG-22d	Sample login - Rcd w/o BarCode dup
SPL-21d	Split sample - duplicate
PUL-31d	Pulverize Split - duplicate
LOG-22	Sample login - Rcd w/o BarCode
CRU-QC	Crushing QC Test
PUL-QC	Pulverizing QC Test
CRU-31	Fine crushing - 70% <2mm
SPL-21	Split sample - riffle splitter
PUL-31	Pulverize split to 85% <75 um

ANALYTICAL PROCEDURES

ALS CODE	DESCRIPTION	INSTRUMENT
Ag-GRA21	Ag 30g FA-GRAV finish	WST-SIM
Cu-AA46	Ore grade Cu - aqua regia/AA	AAS
Zn-AA46	Ore grade Zn - aqua regia/AA	AAS
ME-ICP41	35 Element Aqua Regia ICP-AES	ICP-AES
Au-AA25	Ore Grade Au 30g FA AA finish	AAS
Au-GRA21	Au 30g FA-GRAV finish	WST-SIM

To: **EQUITY EXPLORATION CONSULTANTS LTD.**
ATTN: WANDA CARTER
SUITE 200, 900 WEST HASTINGS STREET
VANCOUVER BC V6C 1E5

This is the Final Report and supersedes any preliminary report with this certificate number. Results apply to samples as submitted. All pages of this report have been checked and approved for release.

Signature:
Colin Ramshaw, Vancouver Laboratory Manager

ALS Canada Ltd.

2103 Dollarton Hwy
North Vancouver BC V7H 0A7
Phone: 604 984 0221 Fax: 604 984 0218 www.alsglobal.com

To: **EQUITY EXPLORATION CONSULTANTS LTD.**
SUITE 200, 900 WEST HASTINGS STREET
VANCOUVER BC V6C 1E5

Finalized Date: 14-NOV-2011
Account: EIABRX

Project: BRX11- 01

CERTIFICATE OF ANALYSIS WH11186972

Sample Description	Method / Analyte / Units / LOR	WEI-21 Recvd Wt. kg 0.02	ME-ICP41 Ag ppm 0.2	ME-ICP41 Al % 0.01	ME-ICP41 As ppm 2	ME-ICP41 B ppm 10	ME-ICP41 Ba ppm 10	ME-ICP41 Be ppm 0.5	ME-ICP41 Bi ppm 2	ME-ICP41 Ca % 0.01	ME-ICP41 Cd ppm 0.5	ME-ICP41 Co ppm 1	ME-ICP41 Cr ppm 1	ME-ICP41 Cu ppm 1	ME-ICP41 Fe % 0.01	ME-ICP41 Ga ppm 10
L561892		1.72	0.8	2.57	156	<10	180	0.8	<2	1.43	<0.5	9	8	28	5.70	10
L561893		1.38	1.5	2.24	1020	<10	140	0.8	<2	1.96	<0.5	9	5	45	7.34	10
L561894		3.08	1.8	0.94	192	<10	140	0.6	<2	0.24	1.4	5	4	34	3.57	<10
L561895		2.36	1.9	0.71	215	<10	140	0.6	<2	0.32	2.1	6	6	35	3.11	<10
L561896		2.03	2.7	0.60	556	<10	100	0.6	<2	0.31	0.8	1	3	55	4.46	<10
L561897		<0.02	2.6	0.61	549	<10	100	0.6	<2	0.30	0.7	1	2	53	4.44	<10
L561898		0.39	0.2	0.07	2	<10	10	<0.5	<2	19.5	<0.5	1	3	9	0.46	<10
L561899		0.07	80.7	1.57	459	<10	40	<0.5	2	2.04	55.2	28	74	>10000	6.15	10
L561900		2.90	18.3	0.65	395	<10	80	0.5	11	0.36	61.4	7	1	970	3.61	<10
L561901		5.09	3.7	1.02	203	<10	100	0.7	<2	0.83	31.2	9	4	68	3.39	<10
L561902		2.59	4.9	0.68	211	<10	100	0.7	<2	1.20	2.5	7	3	26	2.86	<10
L561903		2.80	2.2	0.64	171	<10	90	0.7	2	2.71	6.2	6	2	44	2.96	<10
L561904		3.17	0.4	0.83	252	<10	120	0.5	<2	3.95	<0.5	5	3	8	2.47	<10
L561905		2.93	0.3	0.97	144	<10	110	0.5	<2	4.23	<0.5	5	3	6	2.31	<10
L561906		3.30	0.2	0.83	163	<10	140	0.6	<2	4.76	<0.5	5	2	7	2.46	<10
L561907		3.15	0.8	0.77	228	<10	70	0.7	<2	3.97	<0.5	5	3	9	2.75	<10
L561908		2.87	0.6	0.68	185	<10	150	0.6	<2	3.76	<0.5	6	2	11	2.56	<10
L561909		3.22	0.7	0.79	201	<10	40	0.6	<2	3.96	<0.5	5	3	10	2.76	<10
L561910		2.96	0.4	1.11	105	<10	40	0.5	<2	4.71	<0.5	5	3	9	2.94	<10
L561911		2.72	0.2	0.73	95	<10	120	0.5	<2	4.13	<0.5	6	3	9	2.36	<10
L561912		6.38	0.2	0.89	146	<10	150	0.6	<2	4.41	<0.5	5	3	10	2.64	<10
L561913		5.70	0.7	0.76	187	<10	50	0.6	<2	3.17	1.8	6	4	10	2.94	<10
L561914		4.73	0.4	0.78	138	<10	140	0.5	<2	3.98	<0.5	6	3	10	2.42	<10
L561915		5.17	0.3	0.74	113	<10	100	0.6	<2	3.87	<0.5	6	2	8	2.64	<10
L561916		3.99	0.4	0.79	147	<10	70	0.6	<2	3.60	<0.5	6	3	31	2.76	<10
L561917		5.93	0.3	0.81	115	<10	90	0.6	<2	3.73	<0.5	6	3	14	2.76	<10
L561918		6.45	0.2	0.86	64	<10	150	0.5	<2	4.13	<0.5	5	3	7	2.57	<10
L561919		0.37	<0.2	0.04	2	<10	20	<0.5	<2	19.7	<0.5	1	<1	2	0.44	<10
L561920		0.07	42.3	0.84	152	<10	10	<0.5	32	0.58	235	181	48	>10000	18.3	10
L561921		4.55	0.3	0.62	186	<10	50	0.6	<2	2.71	0.6	6	1	11	3.00	<10
L561922		5.85	0.7	0.79	180	<10	50	0.6	<2	2.60	<0.5	6	2	13	2.88	<10
L561923		2.98	0.5	0.79	160	<10	40	0.7	<2	1.08	<0.5	8	1	10	3.75	<10
L561924		2.90	2.0	0.82	175	<10	80	0.7	<2	0.49	14.1	8	1	16	3.91	<10
L561925		2.54	1.7	0.80	184	<10	90	0.6	<2	0.42	4.2	9	<1	14	3.64	<10
L561926		2.30	1.8	0.71	159	<10	70	0.5	<2	0.33	8.2	8	1	14	3.37	<10
L561927		2.78	12.5	0.54	566	<10	50	<0.5	2	0.20	183.0	7	3	1230	3.31	<10
L561928		1.36	>100	0.25	914	<10	20	<0.5	27	0.02	1.5	5	4	6370	5.96	<10
L561929		2.69	26.0	0.24	504	<10	50	<0.5	10	0.03	1.8	6	5	1185	4.10	<10
L561930		2.71	13.8	0.26	442	<10	20	<0.5	8	0.06	1.4	7	5	3410	4.06	<10
L561931		1.36	62.0	0.26	776	<10	50	<0.5	27	0.05	9.6	5	6	2220	3.73	<10

ALS Canada Ltd.
2103 Dollarton Hwy
North Vancouver BC V7H 0A7
Phone: 604 984 0221 Fax: 604 984 0218 www.alsglobal.com

To: **EQUITY EXPLORATION CONSULTANTS LTD.**
SUITE 200, 900 WEST HASTINGS STREET
VANCOUVER BC V6C 1E5

Finalized Date: 14-NOV-2011
Account: EIABRX

Project: BRX11- 01

CERTIFICATE OF ANALYSIS WH11186972

Sample Description	Method / Analyte / Units / LOR	ME-ICP41 Hg ppm 1	ME-ICP41 K % 0.01	ME-ICP41 La ppm 10	ME-ICP41 Mg % 0.01	ME-ICP41 Mn ppm 5	ME-ICP41 Mo ppm 1	ME-ICP41 Na % 0.01	ME-ICP41 Ni ppm 1	ME-ICP41 P ppm 10	ME-ICP41 Pb ppm 2	ME-ICP41 S % 0.01	ME-ICP41 Sb ppm 2	ME-ICP41 Sc ppm 1	ME-ICP41 Sr ppm 1	ME-ICP41 Th ppm 20
L561892		<1	0.23	10	0.40	1575	1	0.07	11	510	140	0.54	4	4	238	<20
L561893		<1	0.21	10	0.40	2430	1	0.06	3	660	230	1.29	10	5	303	<20
L561894		<1	0.27	10	0.25	1405	1	0.03	1	190	71	0.24	4	2	90	<20
L561895		<1	0.29	10	0.23	1685	1	0.03	2	450	390	0.36	3	2	132	<20
L561896		<1	0.22	10	0.28	2150	2	0.03	<1	530	1840	0.56	7	2	142	<20
L561897		<1	0.22	10	0.28	2150	3	0.02	<1	530	1795	0.56	8	3	141	<20
L561898		<1	0.05	<10	11.65	204	<1	0.01	<1	160	9	0.01	<2	<1	44	<20
L561899		2	0.35	10	1.43	764	1280	0.10	228	1220	7930	4.18	71	7	204	<20
L561900		1	0.18	<10	0.11	844	1	0.03	2	860	1805	3.19	135	2	196	<20
L561901		<1	0.26	10	0.35	2750	2	0.03	5	840	598	2.76	7	2	200	<20
L561902		<1	0.27	10	0.28	5880	1	0.02	2	850	149	2.67	2	2	245	<20
L561903		<1	0.28	20	0.46	6650	1	0.03	1	760	184	2.95	6	2	306	<20
L561904		<1	0.30	20	0.31	3480	5	0.04	1	760	27	2.28	<2	2	332	<20
L561905		<1	0.26	20	0.42	2160	<1	0.04	1	770	16	1.79	<2	2	368	<20
L561906		<1	0.27	20	0.51	3240	<1	0.05	<1	720	17	2.09	<2	2	449	<20
L561907		<1	0.29	20	0.36	3800	<1	0.07	1	760	24	2.69	<2	1	361	<20
L561908		<1	0.28	20	0.42	2770	<1	0.08	1	810	26	2.46	<2	2	349	<20
L561909		<1	0.26	10	0.74	3570	<1	0.07	1	720	35	2.54	<2	1	367	<20
L561910		<1	0.28	20	0.81	2850	1	0.07	1	750	22	2.80	2	1	449	<20
L561911		<1	0.27	20	0.30	1620	<1	0.07	1	760	16	2.28	<2	2	333	<20
L561912		<1	0.31	20	0.43	2320	<1	0.08	2	750	21	2.40	<2	2	361	<20
L561913		<1	0.31	20	0.52	4660	<1	0.08	1	770	88	2.89	<2	2	300	<20
L561914		<1	0.27	20	0.38	2880	<1	0.08	2	790	21	2.16	<2	2	344	<20
L561915		<1	0.27	20	0.53	3060	<1	0.07	1	760	21	2.48	<2	2	361	<20
L561916		<1	0.29	20	0.28	2620	1	0.07	2	820	34	2.83	2	1	425	<20
L561917		<1	0.28	20	0.45	2320	<1	0.06	1	790	23	2.63	2	2	325	<20
L561918		<1	0.27	20	0.47	2040	<1	0.04	1	760	17	2.23	<2	2	265	<20
L561919		<1	0.02	<10	11.85	209	<1	0.01	<1	170	<2	0.03	<2	<1	49	<20
L561920		15	0.17	10	0.59	756	36	0.04	45	230	6490	>10.0	25	2	20	<20
L561921		<1	0.25	20	0.32	5010	1	0.04	<1	770	28	2.99	<2	2	165	<20
L561922		<1	0.28	20	0.48	6790	<1	0.04	1	770	53	2.74	<2	2	177	<20
L561923		<1	0.28	10	0.40	9990	<1	0.04	2	800	61	3.04	<2	2	110	<20
L561924		<1	0.27	10	0.26	27900	<1	0.04	1	780	619	3.29	2	2	110	<20
L561925		<1	0.26	<10	0.25	26700	<1	0.04	1	770	291	3.10	<2	2	104	<20
L561926		<1	0.25	<10	0.13	12200	<1	0.04	2	840	810	3.35	2	2	123	<20
L561927		2	0.16	<10	0.02	279	3	0.04	2	630	4180	4.23	95	1	104	<20
L561928		1	0.04	<10	<0.01	77	2	0.03	5	60	673	6.80	140	1	48	<20
L561929		<1	0.03	<10	<0.01	45	1	0.03	3	120	253	4.24	100	1	32	<20
L561930		<1	0.04	<10	<0.01	49	<1	0.03	2	300	355	4.17	80	1	34	<20
L561931		<1	0.03	<10	<0.01	47	6	0.02	2	230	660	3.88	301	1	46	<20

ALS Canada Ltd.
2103 Dollarton Hwy
North Vancouver BC V7H 0A7
Phone: 604 984 0221 Fax: 604 984 0218 www.alsglobal.com

To: **EQUITY EXPLORATION CONSULTANTS LTD.**
SUITE 200, 900 WEST HASTINGS STREET
VANCOUVER BC V6C 1E5

Finalized Date: 14-NOV-2011
Account: EIABRX

Project: BRX11- 01

CERTIFICATE OF ANALYSIS WH11186972

Sample Description	Method / Analyte / Units / LOR	ME-ICP41 Ti % 0.01	ME-ICP41 Tl ppm 10	ME-ICP41 U ppm 10	ME-ICP41 V ppm 1	ME-ICP41 W ppm 10	ME-ICP41 Zn ppm 2	Au-AA25 Au ppm 0.01	Au-GRA21 Au ppm 0.05	Ag-GRA21 Ag ppm 5	Cu-AA46 Cu % 0.001	Zn-AA46 Zn % 0.001
L561892		<0.01	<10	<10	44	<10	158	0.02				
L561893		<0.01	<10	<10	48	<10	158	0.28				
L561894		<0.01	<10	<10	18	<10	269	0.04				
L561895		<0.01	<10	<10	14	<10	307	0.10				
L561896		<0.01	<10	<10	19	<10	332	0.69				
L561897		<0.01	<10	<10	19	<10	308	0.67				
L561898		<0.01	<10	<10	1	<10	17	<0.01				
L561899		0.10	<10	<10	74	10	8980	1.32			2.46	
L561900		<0.01	<10	<10	7	10	2670	0.30				
L561901		<0.01	<10	<10	14	<10	3770	0.13				
L561902		<0.01	<10	<10	7	20	364	0.04				
L561903		<0.01	<10	<10	9	<10	761	0.07				
L561904		<0.01	<10	<10	9	<10	71	0.05				
L561905		<0.01	<10	<10	11	<10	48	0.01				
L561906		<0.01	<10	<10	11	<10	46	0.02				
L561907		<0.01	<10	<10	7	<10	55	0.07				
L561908		<0.01	<10	<10	6	<10	60	0.03				
L561909		<0.01	<10	<10	8	<10	77	0.07				
L561910		<0.01	<10	<10	11	<10	69	0.01				
L561911		<0.01	<10	<10	8	<10	52	0.01				
L561912		<0.01	<10	<10	9	<10	59	0.02				
L561913		<0.01	<10	<10	7	<10	318	0.15				
L561914		<0.01	<10	<10	10	<10	65	0.03				
L561915		<0.01	<10	<10	7	<10	54	0.03				
L561916		<0.01	<10	<10	7	<10	140	0.04				
L561917		<0.01	<10	<10	9	<10	54	0.02				
L561918		<0.01	<10	<10	9	<10	57	<0.01				
L561919		<0.01	<10	<10	<1	<10	20	<0.01				
L561920		0.04	<10	<10	20	<10	>10000	0.46			1.380	7.27
L561921		<0.01	<10	<10	7	<10	216	0.10				
L561922		<0.01	<10	<10	9	<10	170	0.10				
L561923		<0.01	<10	<10	9	<10	533	0.04				
L561924		<0.01	<10	<10	8	<10	2370	0.12				
L561925		<0.01	<10	<10	8	<10	1775	0.11				
L561926		<0.01	<10	<10	6	<10	2830	0.21				
L561927		<0.01	<10	10	5	<10	>10000	0.13				1.670
L561928		0.01	<10	<10	3	<10	184	2.10		96		
L561929		0.01	<10	<10	3	<10	108	0.21				
L561930		0.01	<10	<10	3	<10	65	0.13				
L561931		0.01	<10	<10	3	<10	776	0.81				

ALS Canada Ltd.

2103 Dollarton Hwy
North Vancouver BC V7H 0A7
Phone: 604 984 0221 Fax: 604 984 0218 www.alsglobal.com

To: **EQUITY EXPLORATION CONSULTANTS LTD.**
SUITE 200, 900 WEST HASTINGS STREET
VANCOUVER BC V6C 1E5

Finalized Date: 14-NOV-2011
Account: EIABRX

Project: BRX11- 01

CERTIFICATE OF ANALYSIS WH11186972

Sample Description	Method / Analyte / Units / LOR	WEI-21 Recvd Wt. kg 0.02	ME-ICP41 Ag ppm 0.2	ME-ICP41 Al % 0.01	ME-ICP41 As ppm 2	ME-ICP41 B ppm 10	ME-ICP41 Ba ppm 10	ME-ICP41 Be ppm 0.5	ME-ICP41 Bi ppm 2	ME-ICP41 Ca % 0.01	ME-ICP41 Cd ppm 0.5	ME-ICP41 Co ppm 1	ME-ICP41 Cr ppm 1	ME-ICP41 Cu ppm 1	ME-ICP41 Fe % 0.01	ME-ICP41 Ga ppm 10
L561932		1.78	49.7	0.23	274	<10	30	<0.5	25	0.02	<0.5	3	10	663	5.29	<10
L561933		2.16	50.0	0.28	199	<10	20	<0.5	23	0.06	1.3	2	10	598	2.04	<10
L561934		1.18	>100	0.23	270	<10	90	<0.5	96	0.05	4.3	1	15	1260	1.82	<10
L561935		1.25	19.4	1.25	443	<10	180	<0.5	14	1.69	<0.5	13	9	269	3.76	<10
L561936		2.37	>100	0.32	883	<10	10	<0.5	64	0.12	4.2	6	7	3450	7.85	<10
L561937		3.26	>100	0.31	816	<10	10	<0.5	70	0.11	4.0	4	8	3490	10.75	<10
L561938		2.27	38.3	0.64	570	<10	30	<0.5	61	0.20	22.3	7	4	1835	3.61	<10
L561939		0.93	5.7	0.64	174	<10	90	0.5	9	0.21	5.6	9	3	253	3.22	<10
L561940		1.14	3.9	0.59	164	<10	50	0.5	7	0.21	5.7	9	3	177	3.22	<10
L561941		0.32	0.2	0.05	3	<10	10	<0.5	2	19.5	<0.5	1	<1	5	0.46	<10
L561942		0.07	77.5	1.53	460	<10	40	<0.5	18	1.93	51.8	27	73	>10000	5.92	10
L561943		3.35	2.5	0.69	232	<10	70	<0.5	3	0.39	18.6	8	5	62	3.92	<10
L561944		6.15	0.9	0.56	203	<10	70	<0.5	<2	1.35	1.4	6	5	27	3.27	<10
L561945		6.07	0.9	0.55	146	<10	80	0.5	<2	2.10	3.1	6	3	98	2.85	<10
L561946		5.43	0.8	0.73	140	<10	100	0.5	<2	2.11	2.9	6	3	83	2.94	<10
L561947		5.90	0.4	0.82	84	<10	140	0.5	<2	2.60	2.9	7	4	87	3.11	<10
L561948		6.05	0.4	0.83	91	<10	90	<0.5	<2	3.39	1.8	6	3	25	2.81	<10
L561949		6.17	0.3	0.82	85	<10	130	<0.5	<2	3.51	1.5	5	4	13	2.62	<10
L561950		5.83	0.4	0.76	70	<10	100	0.5	<2	3.55	0.6	6	3	10	2.95	<10
L561951		5.58	0.5	0.79	115	<10	80	0.5	<2	3.92	<0.5	6	4	23	2.85	<10
L561952		5.77	0.6	0.59	123	<10	70	0.5	<2	2.98	<0.5	6	2	18	2.66	<10
L561953		5.75	0.2	0.77	96	<10	140	0.5	<2	3.80	<0.5	5	3	10	2.56	<10
L561954		6.05	0.4	0.87	120	<10	140	<0.5	<2	3.78	<0.5	5	3	15	2.40	<10
L561955		5.69	1.8	0.59	167	<10	80	0.5	2	2.72	6.9	5	3	14	2.72	<10
L561956		6.11	0.6	0.75	206	<10	90	0.5	<2	3.74	<0.5	5	3	12	2.59	<10
L561957		5.95	0.8	0.79	88	<10	60	<0.5	<2	2.97	2.8	5	4	8	2.59	<10
L561958		5.63	0.5	0.80	98	<10	110	<0.5	<2	3.63	<0.5	6	3	17	2.60	<10
L561959		5.77	0.3	1.22	89	<10	110	<0.5	<2	3.38	<0.5	9	4	36	2.99	<10
L561960		5.85	0.3	0.98	54	<10	80	<0.5	<2	3.06	<0.5	6	5	13	2.77	<10
L561961		5.68	0.2	0.97	50	<10	110	<0.5	<2	3.04	<0.5	5	4	7	2.59	<10
L561962		<0.02	0.3	0.99	52	<10	120	<0.5	<2	3.04	<0.5	5	3	6	2.66	<10
L561963		0.07	37.2	0.77	143	<10	10	<0.5	59	0.48	211	166	51	>10000	16.8	10
L561964		5.62	<0.2	1.03	87	<10	100	<0.5	<2	3.05	<0.5	6	4	9	2.53	<10
L561965		3.18	<0.2	0.96	45	<10	90	<0.5	<2	2.72	<0.5	7	3	7	2.52	<10
L561966		1.65	>100	1.84	74	<10	530	0.6	<2	4.21	<0.5	16	7	2460	4.89	10
L561967		5.71	1.0	0.91	30	<10	40	<0.5	<2	3.32	<0.5	7	3	13	2.62	<10

ALS Canada Ltd.
2103 Dollarton Hwy
North Vancouver BC V7H 0A7
Phone: 604 984 0221 Fax: 604 984 0218 www.alsglobal.com

To: **EQUITY EXPLORATION CONSULTANTS LTD.**
SUITE 200, 900 WEST HASTINGS STREET
VANCOUVER BC V6C 1E5

Finalized Date: 14-NOV-2011
Account: EIABRX

Project: BRX11- 01

CERTIFICATE OF ANALYSIS WH11186972

Sample Description	Method	ME-ICP41	ME-ICP41	ME-ICP41	ME-ICP41	ME-ICP41	ME-ICP41	ME-ICP41	ME-ICP41	ME-ICP41	ME-ICP41	ME-ICP41	ME-ICP41	ME-ICP41	ME-ICP41	ME-ICP41
	Analyte	Hg	K	La	Mg	Mn	Mo	Na	Ni	P	Pb	S	Sb	Sc	Sr	Th
	Units	ppm	%	ppm	%	ppm	ppm	%	ppm	ppm	ppm	%	ppm	ppm	ppm	ppm
	LOR	1	0.01	10	0.01	5	1	0.01	1	10	2	0.01	2	1	1	20
L561932		<1	0.02	<10	<0.01	62	2	0.02	<1	70	367	5.25	131	<1	40	<20
L561933		<1	0.02	<10	<0.01	52	1	0.02	1	360	165	1.81	169	<1	58	<20
L561934		1	0.02	<10	<0.01	65	9	0.02	1	210	782	1.42	379	<1	43	<20
L561935		<1	0.16	10	0.29	709	2	0.05	12	930	73	1.30	47	4	185	<20
L561936		2	0.06	<10	<0.01	80	2	0.03	1	520	582	9.37	1055	1	45	<20
L561937		3	0.09	<10	<0.01	168	4	0.03	<1	420	535	>10.0	1085	<1	43	<20
L561938		1	0.21	<10	0.01	210	<1	0.05	1	640	216	3.87	568	1	70	<20
L561939		<1	0.25	<10	0.02	242	<1	0.04	2	630	164	3.29	75	1	68	<20
L561940		<1	0.23	<10	0.02	250	<1	0.04	2	620	116	3.30	52	1	68	<20
L561941		<1	0.03	<10	11.75	218	<1	0.02	1	180	<2	0.04	2	<1	46	<20
L561942		3	0.34	10	1.35	749	1225	0.10	226	1190	7740	4.11	74	6	199	<20
L561943		1	0.29	10	0.06	1080	<1	0.03	3	880	1170	4.05	16	1	55	<20
L561944		<1	0.25	20	0.32	4080	<1	0.04	1	790	139	3.30	5	2	63	<20
L561945		<1	0.24	10	0.55	5720	<1	0.04	<1	770	136	2.83	3	2	100	<20
L561946		<1	0.26	10	0.56	4570	1	0.05	<1	750	70	2.50	5	2	106	<20
L561947		<1	0.21	10	0.44	3590	<1	0.06	1	720	21	2.21	3	2	189	<20
L561948		<1	0.25	10	0.52	2000	1	0.06	<1	780	30	2.73	3	1	283	<20
L561949		<1	0.24	10	0.43	1710	<1	0.05	1	760	20	2.48	<2	1	237	<20
L561950		<1	0.23	10	0.46	2160	<1	0.05	<1	770	24	2.89	2	1	180	<20
L561951		<1	0.25	20	0.62	2540	<1	0.04	1	770	25	2.92	6	2	229	<20
L561952		<1	0.24	20	0.40	2910	<1	0.03	<1	760	37	2.74	4	2	155	<20
L561953		<1	0.22	20	0.38	1795	<1	0.04	1	760	15	2.33	2	2	226	<20
L561954		<1	0.24	10	0.39	1625	<1	0.05	1	740	17	2.16	3	2	255	<20
L561955		<1	0.25	20	0.67	3580	<1	0.04	1	760	473	2.79	2	2	141	<20
L561956		<1	0.28	20	0.51	2920	<1	0.04	<1	750	30	2.56	2	2	183	<20
L561957		<1	0.27	10	0.40	1755	<1	0.04	<1	750	87	2.74	<2	1	166	<20
L561958		<1	0.25	20	0.38	1430	<1	0.05	1	800	41	2.62	3	2	203	<20
L561959		<1	0.26	10	0.73	1315	1	0.07	3	880	27	2.67	4	3	229	<20
L561960		<1	0.26	10	0.55	869	1	0.06	1	800	28	2.80	<2	2	261	<20
L561961		<1	0.23	10	0.54	787	<1	0.06	<1	770	21	2.46	<2	2	263	<20
L561962		<1	0.23	20	0.56	792	<1	0.06	1	780	23	2.43	<2	2	264	<20
L561963		14	0.15	10	0.52	687	33	0.05	43	210	6080	>10.0	25	1	20	<20
L561964		<1	0.24	20	0.56	819	<1	0.06	1	760	26	2.25	<2	2	217	<20
L561965		<1	0.22	20	0.58	707	<1	0.06	<1	750	23	2.25	<2	2	181	<20
L561966		1	0.22	10	0.52	1150	1	0.05	270	1040	14	0.52	<2	7	493	<20
L561967		<1	0.23	10	0.58	918	<1	0.06	1	750	27	2.63	<2	2	240	<20

ALS Canada Ltd.
2103 Dollarton Hwy
North Vancouver BC V7H 0A7
Phone: 604 984 0221 Fax: 604 984 0218 www.alsglobal.com

To: **EQUITY EXPLORATION CONSULTANTS LTD.**
SUITE 200, 900 WEST HASTINGS STREET
VANCOUVER BC V6C 1E5

Finalized Date: 14-NOV-2011
Account: EIABRX

Project: BRX11- 01

CERTIFICATE OF ANALYSIS WH11186972

Sample Description	Method / Analyte / Units / LOR	ME-ICP41 Ti % 0.01	ME-ICP41 Tl ppm 10	ME-ICP41 U ppm 10	ME-ICP41 V ppm 1	ME-ICP41 W ppm 10	ME-ICP41 Zn ppm 2	Au-AA25 Au ppm 0.01	Au-GRA21 Au ppm 0.05	Ag-GRA21 Ag ppm 5	Cu-AA46 Cu % 0.001	Zn-AA46 Zn % 0.001
L561932		0.01	<10	<10	2	<10	48	1.44				
L561933		0.01	<10	<10	2	<10	83	0.41				
L561934		0.01	<10	<10	2	<10	161	1.46		118		
L561935		0.02	<10	<10	33	<10	82	0.30				
L561936		0.01	<10	<10	3	<10	564	5.01	4.95	226		
L561937		0.01	<10	<10	3	<10	560	8.81	8.78	260		
L561938		0.01	<10	<10	6	<10	1550	0.56				
L561939		0.01	<10	<10	5	<10	612	0.12				
L561940		0.01	<10	<10	5	<10	642	0.12				
L561941		0.01	<10	<10	2	<10	15	<0.01				
L561942		0.11	<10	<10	71	10	8330	1.45			2.44	
L561943		0.01	<10	<10	6	<10	2680	0.15				
L561944		0.01	<10	<10	8	<10	342	0.02				
L561945		0.01	<10	<10	8	<10	311	0.02				
L561946		0.01	<10	<10	11	<10	472	0.01				
L561947		0.01	<10	<10	12	<10	543	<0.01				
L561948		0.01	<10	<10	9	<10	239	<0.01				
L561949		0.01	<10	<10	10	<10	217	<0.01				
L561950		0.01	<10	<10	8	<10	251	<0.01				
L561951		0.01	<10	<10	9	<10	108	0.01				
L561952		0.01	<10	<10	9	<10	100	0.01				
L561953		0.01	<10	<10	10	<10	109	<0.01				
L561954		0.01	<10	<10	10	<10	56	<0.01				
L561955		0.01	<10	<10	11	<10	1375	0.17				
L561956		0.01	<10	<10	9	<10	69	0.07				
L561957		0.01	<10	<10	7	<10	330	0.04				
L561958		0.01	<10	<10	12	<10	61	0.01				
L561959		0.01	<10	<10	29	<10	65	0.02				
L561960		0.01	<10	<10	14	<10	52	0.01				
L561961		0.01	<10	<10	19	<10	58	<0.01				
L561962		0.01	<10	<10	20	<10	61	<0.01				
L561963		0.05	<10	<10	18	10	>10000	0.42			1.440	7.69
L561964		<0.01	<10	<10	22	<10	66	<0.01				
L561965		<0.01	<10	<10	22	<10	63	<0.01				
L561966		0.01	<10	<10	55	1780	84	0.03		493		
L561967		<0.01	<10	<10	19	10	65	<0.01				

ALS Canada Ltd.

2103 Dollarton Hwy
North Vancouver BC V7H 0A7
Phone: 604 984 0221 Fax: 604 984 0218 www.alsglobal.com

To: **EQUITY EXPLORATION CONSULTANTS LTD.**
SUITE 200, 900 WEST HASTINGS STREET
VANCOUVER BC V6C 1E5

Finalized Date: 7-NOV-2011
Account: EIABRX

CERTIFICATE WH11184891

Project: BRX11-01

P.O. No.: BRX11-01_20

This report is for 55 Drill Core samples submitted to our lab in Whitehorse, YT, Canada on 12-SEP-2011.

The following have access to data associated with this certificate:

HENRY AWMACK EQUITY ENG EMAIL RYAN TOOLE	DARCY BAKER TOBY HUGHES	WANDA CARTER SORIN POSESCU

SAMPLE PREPARATION

ALS CODE	DESCRIPTION
WEI-21	Received Sample Weight
LOG-24	Pulp Login - Rcd w/o Barcode
LOG-22	Sample login - Rcd w/o BarCode
CRU-QC	Crushing QC Test
PUL-QC	Pulverizing QC Test
CRU-31	Fine crushing - 70% <2mm
SPL-21	Split sample - riffle splitter
PUL-31	Pulverize split to 85% <75 um

ANALYTICAL PROCEDURES

ALS CODE	DESCRIPTION	INSTRUMENT
Cu-AA46	Ore grade Cu - aqua regia/AA	AAS
Zn-AA46	Ore grade Zn - aqua regia/AA	AAS
ME-ICP41	35 Element Aqua Regia ICP-AES	ICP-AES
Au-AA25	Ore Grade Au 30g FA AA finish	AAS

To: **EQUITY EXPLORATION CONSULTANTS LTD.**
ATTN: WANDA CARTER
SUITE 200, 900 WEST HASTINGS STREET
VANCOUVER BC V6C 1E5

This is the Final Report and supersedes any preliminary report with this certificate number. Results apply to samples as submitted. All pages of this report have been checked and approved for release.

Signature:
Colin Ramshaw, Vancouver Laboratory Manager

ALS Canada Ltd.

2103 Dollarton Hwy
North Vancouver BC V7H 0A7
Phone: 604 984 0221 Fax: 604 984 0218 www.alsglobal.com

To: **EQUITY EXPLORATION CONSULTANTS LTD.**
SUITE 200, 900 WEST HASTINGS STREET
VANCOUVER BC V6C 1E5

Finalized Date: 7-NOV-2011
Account: EIABRX

Project: BRX11-01

CERTIFICATE OF ANALYSIS WH11184891

Sample Description	Method / Analyte / Units / LOR	WEI-21 Recvd Wt. kg 0.02	ME-ICP41 Ag ppm 0.2	ME-ICP41 Al % 0.01	ME-ICP41 As ppm 2	ME-ICP41 B ppm 10	ME-ICP41 Ba ppm 10	ME-ICP41 Be ppm 0.5	ME-ICP41 Bi ppm 2	ME-ICP41 Ca % 0.01	ME-ICP41 Cd ppm 0.5	ME-ICP41 Co ppm 1	ME-ICP41 Cr ppm 1	ME-ICP41 Cu ppm 1	ME-ICP41 Fe % 0.01	ME-ICP41 Ga ppm 10
L561484		2.93	<0.2	2.95	7	<10	130	0.5	<2	3.45	<0.5	22	2	196	7.35	10
L561485		3.21	1.2	0.96	1040	<10	90	<0.5	<2	4.74	2.1	14	2	128	7.76	<10
L561486		2.75	1.6	1.41	978	<10	20	<0.5	3	4.24	7.7	14	2	125	6.92	<10
L561487		2.05	1.8	3.19	82	10	20	0.5	<2	2.04	1.4	20	2	150	6.59	<10
L561488		0.39	0.2	0.05	3	<10	10	<0.5	<2	20.2	<0.5	<1	<1	<1	0.46	<10
L561489		0.06	42.0	0.84	152	<10	10	<0.5	56	0.55	229	178	51	>10000	18.1	10
L561490		2.58	0.7	4.06	22	10	30	0.8	<2	2.01	0.5	23	1	240	8.11	10
L561491		3.80	3.2	4.48	11	10	30	0.8	<2	1.48	<0.5	23	3	218	8.40	10
L561492		2.28	0.4	4.83	15	10	20	0.9	<2	1.31	<0.5	24	2	222	8.99	10
L561493		2.66	0.2	4.10	20	10	20	0.7	<2	1.03	<0.5	23	3	186	7.65	10
L561494		2.80	0.3	4.59	23	10	60	0.9	<2	0.54	<0.5	28	1	202	8.71	10
L561495		2.72	0.4	3.18	17	<10	60	0.9	<2	1.80	<0.5	19	2	179	6.33	10
L561496		2.72	0.5	4.03	22	10	20	0.8	<2	1.74	<0.5	27	2	227	7.97	10
L561497		3.13	0.2	3.02	16	10	140	0.9	<2	2.65	<0.5	16	1	119	5.91	<10
L561498		5.52	<0.2	1.26	4	10	480	0.7	<2	3.96	<0.5	8	5	22	3.01	<10
L561499		3.07	0.2	2.94	10	10	70	0.7	2	5.64	<0.5	30	69	148	7.11	<10
L561500		2.67	0.2	3.03	7	<10	540	0.7	<2	5.94	<0.5	31	90	184	7.12	10
L561501		2.81	1.2	2.22	15	<10	30	0.6	<2	5.72	3.6	21	27	152	6.06	<10
L561502		3.47	0.2	0.74	3	<10	20	<0.5	<2	6.61	<0.5	7	6	48	3.47	<10
L561503		2.46	0.2	3.81	11	<10	20	0.7	<2	1.98	<0.5	25	2	189	7.69	10
L561504		2.51	0.2	3.77	3	<10	20	0.7	<2	2.85	<0.5	17	2	170	7.64	10
L561505		2.88	<0.2	4.23	9	<10	40	0.7	<2	0.77	<0.5	20	3	191	7.76	10
L561506		2.02	<0.2	4.43	12	10	40	0.7	<2	1.01	<0.5	25	6	185	7.96	10
L561507		3.18	0.2	3.48	27	10	440	0.9	<2	5.02	<0.5	38	88	103	7.18	10
L561508		2.61	<0.2	3.28	19	10	570	0.8	<2	3.89	<0.5	31	90	91	6.32	10
L561509		2.99	0.2	3.35	14	10	580	0.8	3	4.19	<0.5	32	89	97	6.73	10
L561510		0.33	<0.2	0.06	<2	<10	20	<0.5	<2	20.4	<0.5	<1	1	1	0.49	<10
L561511		0.07	87.5	1.62	501	<10	30	<0.5	15	2.00	54.5	26	76	>10000	6.22	<10
L561512		3.85	<0.2	3.80	14	<10	40	0.7	<2	3.22	<0.5	31	55	184	7.82	10
L561513		2.99	0.2	3.11	11	<10	60	0.5	<2	3.40	<0.5	23	4	156	7.73	<10
L561514		2.81	0.3	3.23	7	10	80	0.6	<2	10.7	<0.5	22	36	149	6.08	<10
L561515		3.22	0.4	3.12	9	<10	40	0.6	<2	6.41	<0.5	28	57	130	6.70	<10
L561516		2.89	0.3	3.94	5	10	30	0.7	<2	3.76	<0.5	26	81	187	7.94	<10
L561517		2.88	0.3	4.04	10	10	20	0.6	<2	1.75	<0.5	23	2	188	7.63	10
L561518		2.25	0.2	3.88	8	<10	20	0.7	<2	2.22	<0.5	23	4	193	7.80	10
L561519		2.38	<0.2	0.62	<2	<10	10	<0.5	<2	7.23	<0.5	7	5	31	4.31	<10
L561520		2.86	0.2	1.82	6	<10	10	<0.5	<2	5.18	<0.5	13	2	71	4.72	<10
L561521		2.60	0.2	4.21	13	<10	30	0.8	2	2.32	<0.5	23	2	197	8.57	10
L561522		2.86	0.2	2.88	4	<10	100	<0.5	<2	3.27	<0.5	22	2	170	7.15	10
L561523		6.28	<0.2	3.00	7	<10	80	0.5	<2	3.33	<0.5	25	2	183	7.67	10

ALS Canada Ltd.

2103 Dollarton Hwy
North Vancouver BC V7H 0A7
Phone: 604 984 0221 Fax: 604 984 0218 www.alsglobal.com

To: **EQUITY EXPLORATION CONSULTANTS LTD.**
SUITE 200, 900 WEST HASTINGS STREET
VANCOUVER BC V6C 1E5

Finalized Date: 7-NOV-2011
Account: EIABRX

Project: BRX11-01

CERTIFICATE OF ANALYSIS WH11184891

Sample Description	Method	ME-ICP41	ME-ICP41	ME-ICP41	ME-ICP41	ME-ICP41	ME-ICP41	ME-ICP41	ME-ICP41	ME-ICP41	ME-ICP41	ME-ICP41	ME-ICP41	ME-ICP41	ME-ICP41	ME-ICP41
	Analyte	Hg	K	La	Mg	Mn	Mo	Na	Ni	P	Pb	S	Sb	Sc	Sr	Th
	Units	ppm	%	ppm	%	ppm	ppm	%	ppm	ppm	ppm	%	ppm	ppm	ppm	ppm
	LOR	1	0.01	10	0.01	5	1	0.01	1	10	2	0.01	2	1	1	20
L561484		1	0.18	10	2.06	1520	<1	0.08	<1	1100	2	0.03	<2	18	155	<20
L561485		1	0.25	<10	1.72	2440	1	0.03	1	590	85	1.00	30	10	107	<20
L561486		1	0.23	<10	1.51	2090	3	0.03	2	560	209	0.93	33	10	90	<20
L561487		1	0.24	<10	1.00	1800	2	0.04	1	730	77	0.36	67	13	85	<20
L561488		1	0.02	<10	12.15	209	<1	0.03	4	170	3	0.09	<2	<1	50	<20
L561489		14	0.16	10	0.57	733	33	0.05	47	220	6370	>10.0	23	2	19	<20
L561490		1	0.19	<10	1.18	2380	<1	0.05	3	1190	17	0.22	17	17	126	<20
L561491		2	0.21	<10	1.05	1675	<1	0.05	3	1130	8	0.11	41	19	133	<20
L561492		3	0.22	<10	1.12	1630	<1	0.05	1	1250	4	0.09	87	21	139	<20
L561493		3	0.18	<10	0.84	1450	<1	0.05	1	1080	5	0.07	86	18	127	<20
L561494		2	0.22	<10	0.87	1260	<1	0.05	1	870	9	0.18	70	19	139	<20
L561495		3	0.21	<10	0.99	1270	<1	0.05	2	710	7	0.16	74	14	158	<20
L561496		2	0.22	<10	1.15	1315	<1	0.05	3	950	9	0.22	86	17	142	<20
L561497		2	0.37	<10	1.19	1230	2	0.05	2	1290	14	0.13	46	12	173	<20
L561498		1	0.45	10	1.17	1025	3	0.05	4	1340	10	0.07	10	6	213	<20
L561499		4	0.31	10	2.30	1890	<1	0.05	32	1810	6	0.04	48	28	221	<20
L561500		2	0.19	10	2.73	1795	<1	0.06	37	1670	9	0.09	12	25	330	<20
L561501		2	0.24	<10	2.02	2060	<1	0.04	16	1100	116	0.33	46	18	187	<20
L561502		1	0.17	<10	1.45	1605	2	0.03	6	220	5	0.11	20	7	196	<20
L561503		2	0.18	<10	1.19	1320	<1	0.05	4	1020	6	0.51	15	17	171	<20
L561504		1	0.19	<10	1.54	1635	<1	0.05	2	900	3	0.25	26	16	170	<20
L561505		3	0.19	<10	0.97	1145	<1	0.05	5	930	<2	0.16	55	16	143	<20
L561506		3	0.20	<10	1.23	1145	<1	0.06	11	800	4	0.25	32	17	151	<20
L561507		1	0.26	10	3.01	2090	<1	0.12	111	1600	6	0.26	18	18	407	<20
L561508		2	0.28	10	3.68	1105	<1	0.24	119	1520	4	0.13	11	15	560	<20
L561509		1	0.26	10	3.70	1220	<1	0.21	116	1560	3	0.14	16	16	557	<20
L561510		<1	0.02	<10	12.75	200	<1	0.03	6	190	<2	0.10	<2	<1	48	<20
L561511		3	0.36	10	1.41	764	1265	0.11	238	1240	7860	4.22	69	7	205	<20
L561512		1	0.33	<10	2.03	1595	<1	0.04	22	1480	2	0.11	35	26	159	<20
L561513		2	0.19	<10	1.65	1515	1	0.05	7	760	7	0.70	41	15	124	<20
L561514		2	0.29	<10	1.28	2460	<1	0.05	20	1220	12	0.20	20	22	453	<20
L561515		1	0.22	<10	1.62	2090	<1	0.05	27	1300	7	0.11	57	24	242	<20
L561516		1	0.32	<10	1.75	1760	<1	0.06	28	1990	4	0.08	42	33	139	<20
L561517		2	0.19	<10	0.99	1250	<1	0.05	2	850	6	0.49	39	15	122	<20
L561518		2	0.23	<10	1.22	1320	<1	0.05	2	790	5	0.52	38	17	114	<20
L561519		1	0.07	<10	1.55	2200	1	0.03	<1	150	3	0.03	11	6	164	<20
L561520		1	0.15	<10	1.25	2230	<1	0.04	2	370	4	0.12	16	9	174	<20
L561521		<1	0.23	<10	1.35	1695	<1	0.04	3	990	7	0.45	16	16	133	<20
L561522		<1	0.13	<10	1.47	1740	<1	0.07	1	880	3	0.60	<2	17	160	<20
L561523		<1	0.15	<10	1.60	1560	<1	0.06	1	940	4	0.38	3	17	172	<20

ALS Canada Ltd.

2103 Dollarton Hwy
North Vancouver BC V7H 0A7
Phone: 604 984 0221 Fax: 604 984 0218 www.alsglobal.com

To: **EQUITY EXPLORATION CONSULTANTS LTD.**
SUITE 200, 900 WEST HASTINGS STREET
VANCOUVER BC V6C 1E5

Finalized Date: 7-NOV-2011
Account: EIABRX

Project: BRX11-01

CERTIFICATE OF ANALYSIS WH11184891

Sample Description	Method / Analyte / Units / LOR	ME-ICP41 Ti % 0.01	ME-ICP41 Tl ppm 10	ME-ICP41 U ppm 10	ME-ICP41 V ppm 1	ME-ICP41 W ppm 10	ME-ICP41 Zn ppm 2	Au-AA25 Au ppm 0.01	Cu-AA46 Cu % 0.001	Zn-AA46 Zn % 0.001
L561484		0.06	<10	<10	136	<10	100	<0.01		
L561485		<0.01	<10	<10	43	<10	253	0.06		
L561486		<0.01	<10	<10	45	<10	849	0.05		
L561487		<0.01	<10	<10	74	<10	210	<0.01		
L561488		<0.01	<10	<10	1	<10	15	<0.01		
L561489		0.04	<10	<10	19	20	>10000	0.53	1.345	7.30
L561490		<0.01	<10	<10	117	<10	264	<0.01		
L561491		<0.01	<10	<10	119	10	156	0.01		
L561492		0.01	<10	<10	131	<10	164	<0.01		
L561493		<0.01	<10	<10	120	<10	143	<0.01		
L561494		<0.01	<10	<10	125	<10	147	0.01		
L561495		<0.01	<10	<10	85	<10	116	<0.01		
L561496		<0.01	<10	<10	101	<10	144	<0.01		
L561497		<0.01	<10	<10	64	<10	116	<0.01		
L561498		<0.01	<10	<10	30	<10	60	<0.01		
L561499		<0.01	<10	<10	170	<10	107	<0.01		
L561500		0.05	<10	<10	191	<10	121	<0.01		
L561501		<0.01	<10	<10	94	<10	433	<0.01		
L561502		<0.01	<10	<10	30	<10	46	<0.01		
L561503		<0.01	<10	<10	96	<10	121	<0.01		
L561504		<0.01	<10	<10	102	<10	130	<0.01		
L561505		<0.01	<10	<10	110	<10	139	<0.01		
L561506		<0.01	<10	<10	113	<10	117	<0.01		
L561507		0.02	<10	<10	116	<10	89	<0.01		
L561508		0.06	<10	<10	113	<10	71	<0.01		
L561509		0.05	<10	<10	112	<10	75	<0.01		
L561510		<0.01	<10	10	1	<10	14	<0.01		
L561511		0.11	<10	<10	75	<10	8810	1.31	2.54	
L561512		<0.01	<10	<10	164	<10	122	<0.01		
L561513		<0.01	<10	<10	90	<10	102	<0.01		
L561514		<0.01	<10	<10	121	<10	95	<0.01		
L561515		<0.01	<10	<10	139	<10	121	<0.01		
L561516		<0.01	<10	<10	175	<10	125	<0.01		
L561517		<0.01	<10	<10	100	<10	122	<0.01		
L561518		<0.01	<10	<10	97	<10	129	<0.01		
L561519		<0.01	<10	<10	43	<10	54	<0.01		
L561520		<0.01	<10	<10	57	<10	67	<0.01		
L561521		0.01	<10	<10	113	<10	146	<0.01		
L561522		0.01	<10	<10	124	<10	112	<0.01		
L561523		0.03	<10	<10	140	<10	125	<0.01		

ALS Canada Ltd.

2103 Dollarton Hwy
North Vancouver BC V7H 0A7
Phone: 604 984 0221 Fax: 604 984 0218 www.alsglobal.com

To: **EQUITY EXPLORATION CONSULTANTS LTD.**
SUITE 200, 900 WEST HASTINGS STREET
VANCOUVER BC V6C 1E5

Finalized Date: 7-NOV-2011
Account: EIABRX

Project: BRX11-01

CERTIFICATE OF ANALYSIS WH11184891

Sample Description	Method / Analyte / Units / LOR	WEI-21 Recvd Wt. kg 0.02	ME-ICP41 Ag ppm 0.2	ME-ICP41 Al % 0.01	ME-ICP41 As ppm 2	ME-ICP41 B ppm 10	ME-ICP41 Ba ppm 10	ME-ICP41 Be ppm 0.5	ME-ICP41 Bi ppm 2	ME-ICP41 Ca % 0.01	ME-ICP41 Cd ppm 0.5	ME-ICP41 Co ppm 1	ME-ICP41 Cr ppm 1	ME-ICP41 Cu ppm 1	ME-ICP41 Fe % 0.01	ME-ICP41 Ga ppm 10
L561524		5.44	0.2	2.97	14	<10	20	<0.5	<2	4.31	<0.5	20	3	191	6.95	10
L561525		5.54	0.2	2.31	25	<10	10	0.5	<2	3.01	<0.5	23	4	166	5.41	10
L561526		6.62	0.2	2.50	10	<10	20	<0.5	3	1.41	<0.5	21	3	197	6.50	10
L561527		10.16	<0.2	2.51	11	<10	20	<0.5	2	1.79	<0.5	21	3	198	5.80	10
L561528		7.05	0.2	2.12	7	<10	20	<0.5	<2	1.42	<0.5	19	3	161	5.13	10
L561529		6.90	<0.2	2.17	5	<10	10	<0.5	<2	2.12	<0.5	18	2	163	4.70	10
L561530		1.43	0.3	2.55	10	<10	30	<0.5	<2	1.73	<0.5	23	1	193	7.53	10
L561531		0.40	0.2	0.08	2	<10	10	<0.5	<2	18.6	<0.5	1	2	4	0.49	<10
L561532		0.05	40.0	0.79	132	<10	10	<0.5	56	0.54	215	161	50	>10000	17.6	10
L561533		8.40	<0.2	2.14	7	<10	10	<0.5	<2	1.55	<0.5	20	6	218	4.91	10
L561534		2.46	0.2	3.02	5	<10	40	<0.5	3	1.34	<0.5	23	1	206	7.90	10
L561535		4.75	0.3	2.32	11	<10	40	<0.5	2	2.11	<0.5	24	18	178	6.03	10
L561536		4.44	<0.2	2.75	13	<10	110	<0.5	<2	4.80	<0.5	20	3	165	6.81	10
L561537		1.47	0.5	3.10	29	<10	300	0.5	<2	4.20	<0.5	31	3	203	7.52	10
L561538		2.82	0.2	2.78	21	<10	40	0.6	<2	5.00	<0.5	26	140	63	5.50	10

ALS Canada Ltd.

2103 Dollarton Hwy
North Vancouver BC V7H 0A7
Phone: 604 984 0221 Fax: 604 984 0218 www.alsglobal.com

To: **EQUITY EXPLORATION CONSULTANTS LTD.**
SUITE 200, 900 WEST HASTINGS STREET
VANCOUVER BC V6C 1E5

Finalized Date: 7-NOV-2011
Account: EIABRX

Project: BRX11-01

CERTIFICATE OF ANALYSIS WH11184891

Sample Description	Method	ME-ICP41	ME-ICP41	ME-ICP41	ME-ICP41	ME-ICP41	ME-ICP41	ME-ICP41	ME-ICP41	ME-ICP41	ME-ICP41	ME-ICP41	ME-ICP41	ME-ICP41	ME-ICP41	ME-ICP41
	Analyte	Hg	K	La	Mg	Mn	Mo	Na	Ni	P	Pb	S	Sb	Sc	Sr	Th
	Units	ppm	%	ppm	%	ppm	ppm	%	ppm	ppm	ppm	%	ppm	ppm	ppm	ppm
	LOR	1	0.01	10	0.01	5	1	0.01	1	10	2	0.01	2	1	1	20
L561524		<1	0.14	<10	1.51	1510	<1	0.04	<1	920	4	0.18	<2	16	189	<20
L561525		<1	0.07	<10	1.21	1205	<1	0.08	1	820	3	0.41	2	12	93	<20
L561526		<1	0.05	<10	1.49	1335	<1	0.11	<1	840	4	0.21	<2	10	61	<20
L561527		<1	0.05	<10	1.25	1065	<1	0.10	<1	1000	4	0.41	<2	7	75	<20
L561528		<1	0.05	<10	1.01	889	1	0.10	<1	870	3	0.37	<2	5	64	<20
L561529		1	0.02	<10	0.97	929	<1	0.09	1	990	2	0.08	<2	4	76	<20
L561530		1	0.08	<10	1.36	1255	<1	0.13	<1	870	6	1.19	<2	7	66	<20
L561531		<1	0.04	<10	11.80	210	<1	0.01	2	200	2	0.03	<2	1	43	<20
L561532		14	0.16	10	0.56	706	31	0.04	44	210	6040	>10.0	26	2	17	<20
L561533		<1	0.02	<10	1.01	890	<1	0.11	1	880	5	0.10	<2	4	52	<20
L561534		<1	0.11	<10	1.67	1430	<1	0.12	<1	900	5	0.53	<2	11	62	<20
L561535		<1	0.04	<10	1.44	1185	<1	0.14	5	830	4	0.33	<2	8	83	<20
L561536		<1	0.08	<10	1.75	1730	<1	0.07	<1	800	6	0.53	<2	16	151	<20
L561537		1	0.03	<10	2.31	1675	1	0.08	<1	930	14	1.02	<2	19	221	<20
L561538		1	0.06	<10	2.31	1525	<1	0.04	34	1150	4	0.05	2	19	330	<20

ALS Canada Ltd.

2103 Dollarton Hwy
North Vancouver BC V7H 0A7
Phone: 604 984 0221 Fax: 604 984 0218 www.alsglobal.com

To: **EQUITY EXPLORATION CONSULTANTS LTD.**
SUITE 200, 900 WEST HASTINGS STREET
VANCOUVER BC V6C 1E5

Finalized Date: 7-NOV-2011
Account: EIABRX

Project: BRX11-01

CERTIFICATE OF ANALYSIS WH11184891

Sample Description	Method Analyte Units LOR	ME-ICP41 Ti % 0.01	ME-ICP41 Tl ppm 10	ME-ICP41 U ppm 10	ME-ICP41 V ppm 1	ME-ICP41 W ppm 10	ME-ICP41 Zn ppm 2	Au-AA25 Au ppm 0.01	Cu-AA46 Cu % 0.001	Zn-AA46 Zn % 0.001
L561524		0.01	<10	<10	136	<10	95	<0.01		
L561525		0.24	<10	<10	105	<10	86	<0.01		
L561526		0.38	<10	<10	136	<10	113	<0.01		
L561527		0.44	<10	<10	105	<10	97	<0.01		
L561528		0.35	<10	<10	104	<10	83	<0.01		
L561529		0.35	<10	<10	94	<10	80	<0.01		
L561530		0.42	<10	<10	134	<10	134	<0.01		
L561531		0.01	<10	<10	3	<10	13	0.01		
L561532		0.04	<10	<10	18	20	>10000	0.41	1.280	6.73
L561533		0.39	<10	<10	98	<10	76	<0.01		
L561534		0.43	<10	<10	160	<10	120	<0.01		
L561535		0.32	<10	<10	133	<10	90	<0.01		
L561536		0.11	<10	<10	138	<10	101	<0.01		
L561537		0.13	<10	<10	158	<10	158	<0.01		
L561538		0.21	<10	<10	137	<10	98	<0.01		

ALS Canada Ltd.

2103 Dollarton Hwy
North Vancouver BC V7H 0A7
Phone: 604 984 0221 Fax: 604 984 0218 www.alsglobal.com

To: **EQUITY EXPLORATION CONSULTANTS LTD.**
SUITE 200, 900 WEST HASTINGS STREET
VANCOUVER BC V6C 1E5

Finalized Date: 7-NOV-2011
Account: EIABRX

CERTIFICATE WH11183705

Project: BRX11 -01

P.O. No.: BRX11-01 _22

This report is for 68 Drill Core samples submitted to our lab in Whitehorse, YT, Canada on 12-SEP-2011.

The following have access to data associated with this certificate:

HENRY AWMACK EQUITY ENG EMAIL RYAN TOOLE	DARCY BAKER TOBY HUGHES	WANDA CARTER SORIN POSESCU

SAMPLE PREPARATION

ALS CODE	DESCRIPTION
WEI-21	Received Sample Weight
LOG-24	Pulp Login - Rcd w/o Barcode
LOG-22	Sample login - Rcd w/o BarCode
CRU-QC	Crushing QC Test
PUL-QC	Pulverizing QC Test
CRU-31	Fine crushing - 70% <2mm
SPL-21	Split sample - riffle splitter
PUL-31	Pulverize split to 85% <75 um

ANALYTICAL PROCEDURES

ALS CODE	DESCRIPTION	INSTRUMENT
Cu-AA46	Ore grade Cu - aqua regia/AA	AAS
Pb-AA46	Ore grade Pb - aqua regia/AA	AAS
Zn-AA46	Ore grade Zn - aqua regia/AA	AAS
ME-ICP41	35 Element Aqua Regia ICP-AES	ICP-AES
Au-AA25	Ore Grade Au 30g FA AA finish	AAS

To: **EQUITY EXPLORATION CONSULTANTS LTD.**
ATTN: WANDA CARTER
SUITE 200, 900 WEST HASTINGS STREET
VANCOUVER BC V6C 1E5

This is the Final Report and supersedes any preliminary report with this certificate number. Results apply to samples as submitted. All pages of this report have been checked and approved for release.

Signature:
Colin Ramshaw, Vancouver Laboratory Manager

ALS Canada Ltd.

2103 Dollarton Hwy
North Vancouver BC V7H 0A7
Phone: 604 984 0221 Fax: 604 984 0218 www.alsglobal.com

To: **EQUITY EXPLORATION CONSULTANTS LTD.**
SUITE 200, 900 WEST HASTINGS STREET
VANCOUVER BC V6C 1E5

Finalized Date: 7-NOV-2011
Account: EIABRX

Project: BRX11 -01

CERTIFICATE OF ANALYSIS WH11183705

Sample Description	Method / Analyte / Units / LOR	WEI-21 Recvd Wt. kg 0.02	ME-ICP41 Ag ppm 0.2	ME-ICP41 Al % 0.01	ME-ICP41 As ppm 2	ME-ICP41 B ppm 10	ME-ICP41 Ba ppm 10	ME-ICP41 Be ppm 0.5	ME-ICP41 Bi ppm 2	ME-ICP41 Ca % 0.01	ME-ICP41 Cd ppm 0.5	ME-ICP41 Co ppm 1	ME-ICP41 Cr ppm 1	ME-ICP41 Cu ppm 1	ME-ICP41 Fe % 0.01	ME-ICP41 Ga ppm 10
L561824		2.61	0.3	0.46	147	<10	130	1.1	<2	3.85	1.2	7	1	37	2.91	<10
L561825		3.94	1.0	0.47	321	<10	70	1.1	2	3.55	2.2	9	2	132	3.73	<10
L561826		1.60	<0.2	0.60	38	<10	1270	1.2	<2	3.12	0.5	8	1	21	2.32	<10
L561827		2.36	0.2	0.52	143	<10	140	0.9	2	4.12	2.6	8	2	75	3.11	<10
L561828		2.79	<0.2	0.51	243	<10	140	0.8	3	4.16	1.8	9	2	96	3.21	<10
L561829		2.45	0.7	0.52	293	<10	100	0.6	2	3.69	4.6	9	2	97	2.97	<10
L561830		2.27	0.8	0.48	151	<10	120	0.6	4	3.49	5.4	9	2	72	2.85	<10
L561831		2.61	0.3	0.55	75	<10	130	0.8	4	4.04	0.9	9	2	157	2.84	<10
L561832		0.38	<0.2	0.09	2	<10	20	<0.5	<2	20.2	<0.5	3	4	5	0.48	<10
L561833		0.06	40.2	0.85	154	<10	10	<0.5	9	0.55	238	180	55	>10000	18.6	10
L561834		2.60	0.5	0.54	57	<10	100	1.1	2	3.08	0.6	11	4	231	2.53	<10
L561835		2.66	0.3	0.68	56	<10	120	1.3	4	3.78	1.1	11	4	230	2.67	<10
L561836		3.51	2.1	0.62	452	<10	130	1.4	4	2.16	4.8	13	4	181	2.87	<10
L561837		3.83	<0.2	0.42	3	<10	70	1.2	<2	0.54	<0.5	2	1	3	0.25	<10
L561838		4.87	<0.2	0.39	2	<10	30	1.3	3	0.91	<0.5	2	1	2	0.27	<10
L561839		6.86	<0.2	0.37	3	<10	30	1.2	2	0.76	<0.5	2	1	1	0.22	<10
L561840		6.02	<0.2	0.48	4	<10	70	1.2	2	1.00	0.5	3	2	4	0.42	<10
L561841		4.78	<0.2	2.84	13	<10	1010	1.7	2	4.70	<0.5	23	6	31	5.84	10
L561842		2.35	<0.2	0.50	25	<10	230	1.6	3	1.38	1.8	2	1	29	0.63	<10
L561843		2.93	<0.2	0.50	123	<10	60	1.2	3	3.42	0.6	7	<1	13	2.66	10
L561844		2.80	<0.2	0.49	147	<10	110	0.9	2	3.19	<0.5	7	1	14	2.75	10
L561845		3.98	10.1	0.49	166	<10	90	0.6	3	1.39	103.0	8	<1	43	3.23	20
L561846		2.84	1.9	0.45	207	<10	110	0.7	2	3.32	3.7	6	<1	15	3.03	10
L561847		2.85	40.8	0.51	299	<10	70	0.6	101	1.13	69.0	8	<1	285	3.99	30
L561848		2.04	4.6	0.48	242	<10	80	0.6	8	1.01	46.0	8	<1	34	4.03	40
L561849		3.07	17.4	0.50	293	<10	30	0.6	7	1.10	144.5	7	1	90	3.82	10
L561850		2.78	5.2	0.53	289	<10	100	0.6	3	2.00	46.0	8	2	34	3.11	10
L561851		2.47	3.5	0.86	580	<10	120	0.7	5	1.81	23.7	9	3	44	3.85	10
L561852		4.16	<0.2	0.92	264	<10	70	0.6	2	2.94	3.0	8	4	12	3.14	10
L561853		3.16	<0.2	3.03	18	<10	780	0.8	2	4.38	<0.5	22	6	29	6.02	10
L561854		2.78	<0.2	2.91	16	<10	770	0.8	2	4.25	<0.5	21	5	29	5.89	10
L561855		0.39	<0.2	0.04	<2	<10	10	<0.5	2	19.8	<0.5	2	1	<1	0.47	<10
L561856		0.07	79.7	1.64	468	10	30	<0.5	<2	2.02	55.7	28	74	>10000	6.10	10
L561857		2.88	5.3	0.79	238	<10	110	0.7	<2	2.86	33.2	7	1	44	3.26	<10
L561858		2.85	7.1	0.56	189	<10	90	0.5	3	2.10	105.5	8	1	55	2.95	10
L561859		3.89	9.8	0.49	279	<10	90	0.5	2	3.21	69.5	8	1	66	3.01	10
L561860		2.93	<0.2	1.31	268	<10	100	0.5	3	2.78	<0.5	7	9	6	2.81	10
L561861		5.82	<0.2	1.21	318	<10	100	0.5	2	3.62	<0.5	9	10	3	2.51	10
L561862		5.74	<0.2	1.37	107	<10	100	0.5	3	4.54	<0.5	9	12	1	2.77	10
L561863		2.69	<0.2	1.43	143	<10	100	0.5	2	4.39	<0.5	8	12	2	2.68	10

ALS Canada Ltd.
2103 Dollarton Hwy
North Vancouver BC V7H 0A7
Phone: 604 984 0221 Fax: 604 984 0218 www.alsglobal.com

To: **EQUITY EXPLORATION CONSULTANTS LTD.**
SUITE 200, 900 WEST HASTINGS STREET
VANCOUVER BC V6C 1E5

Finalized Date: 7-NOV-2011
Account: EIABRX

Project: BRX11 -01

CERTIFICATE OF ANALYSIS WH11183705

Sample Description	Method / Analyte / Units / LOR	ME-ICP41 Hg ppm 1	ME-ICP41 K % 0.01	ME-ICP41 La ppm 10	ME-ICP41 Mg % 0.01	ME-ICP41 Mn ppm 5	ME-ICP41 Mo ppm 1	ME-ICP41 Na % 0.01	ME-ICP41 Ni ppm 1	ME-ICP41 P ppm 10	ME-ICP41 Pb ppm 2	ME-ICP41 S % 0.01	ME-ICP41 Sb ppm 2	ME-ICP41 Sc ppm 1	ME-ICP41 Sr ppm 1	ME-ICP41 Th ppm 20
L561824		<1	0.27	10	0.52	2740	3	0.07	4	730	49	2.66	8	2	421	<20
L561825		1	0.28	10	0.45	3140	26	0.06	9	710	112	3.45	40	2	351	<20
L561826		<1	0.30	20	0.62	1890	<1	0.09	4	1520	23	0.27	3	5	635	<20
L561827		<1	0.30	10	0.84	3700	15	0.07	11	780	155	2.13	5	2	331	<20
L561828		1	0.29	10	0.62	5170	45	0.07	15	790	82	2.19	5	2	336	<20
L561829		1	0.28	10	0.43	3380	13	0.07	10	820	206	2.44	4	2	310	<20
L561830		<1	0.27	10	0.52	2560	16	0.07	10	830	334	2.51	5	2	320	<20
L561831		<1	0.29	10	0.63	2650	33	0.07	15	800	70	1.79	10	2	402	<20
L561832		1	0.05	<10	12.30	228	3	0.02	5	260	3	0.05	2	<1	51	<20
L561833		17	0.17	10	0.57	756	33	0.05	48	230	6650	>10.0	26	2	16	<20
L561834		<1	0.31	10	0.37	1950	38	0.08	18	840	39	1.49	27	2	310	<20
L561835		<1	0.31	10	0.49	2620	106	0.07	21	780	44	1.12	63	3	360	<20
L561836		<1	0.31	10	0.36	1925	32	0.07	17	770	115	1.94	86	3	219	<20
L561837		<1	0.23	<10	0.02	445	<1	0.07	1	10	35	0.05	<2	2	136	<20
L561838		<1	0.25	<10	0.03	924	<1	0.06	<1	10	43	0.03	<2	2	168	<20
L561839		<1	0.24	<10	0.02	773	<1	0.05	<1	10	43	0.02	<2	2	169	<20
L561840		<1	0.26	<10	0.10	682	<1	0.05	1	120	27	0.05	2	1	187	<20
L561841		1	0.26	40	2.27	1805	<1	0.14	18	3830	11	0.12	3	10	1015	<20
L561842		<1	0.23	10	0.13	1465	2	0.08	1	100	109	0.19	6	2	277	<20
L561843		<1	0.28	10	0.84	10750	3	0.06	2	780	64	2.80	5	1	245	<20
L561844		1	0.28	10	0.86	10250	3	0.06	4	780	35	2.88	6	1	182	<20
L561845		1	0.27	10	0.38	15150	4	0.07	3	800	8440	4.26	17	1	129	<20
L561846		<1	0.27	10	0.99	27100	3	0.06	2	760	283	3.08	9	1	183	<20
L561847		2	0.29	10	0.33	30900	9	0.07	5	950	3710	4.92	112	2	143	<20
L561848		2	0.27	10	0.32	>50000	3	0.07	1	930	3500	4.90	20	2	138	<20
L561849		2	0.27	10	0.24	10350	12	0.06	4	780	7300	5.03	39	2	136	<20
L561850		1	0.27	10	0.45	13100	6	0.05	7	890	2730	3.02	18	2	132	<20
L561851		1	0.29	10	0.50	11900	14	0.06	8	1030	1480	2.72	16	2	166	<20
L561852		1	0.27	10	0.72	8540	1	0.05	5	880	154	1.68	6	2	297	<20
L561853		1	0.21	40	2.33	2500	<1	0.12	17	3640	17	0.28	4	7	893	<20
L561854		1	0.19	40	2.28	2410	<1	0.11	17	3600	12	0.24	4	7	869	<20
L561855		1	0.01	<10	12.10	240	<1	0.02	1	190	6	0.03	2	1	51	<20
L561856		2	0.36	10	1.40	793	1300	0.10	228	1290	8050	4.42	66	7	210	<20
L561857		<1	0.29	10	0.59	7300	6	0.06	4	790	2220	3.16	15	1	209	<20
L561858		1	0.29	10	0.58	5630	5	0.07	5	870	1065	3.48	16	1	152	<20
L561859		1	0.27	10	0.94	6420	7	0.06	6	800	4830	3.33	29	1	217	<20
L561860		<1	0.28	10	0.93	4140	<1	0.05	6	880	42	1.72	2	2	190	<20
L561861		1	0.27	10	0.48	1990	<1	0.07	9	890	31	1.33	4	2	234	<20
L561862		1	0.26	10	0.53	1560	<1	0.06	7	830	31	1.34	2	2	316	<20
L561863		<1	0.25	10	0.58	1585	<1	0.06	8	820	27	0.87	2	2	290	<20

ALS Canada Ltd.

2103 Dollarton Hwy
North Vancouver BC V7H 0A7
Phone: 604 984 0221 Fax: 604 984 0218 www.alsglobal.com

To: **EQUITY EXPLORATION CONSULTANTS LTD.**
SUITE 200, 900 WEST HASTINGS STREET
VANCOUVER BC V6C 1E5

Finalized Date: 7-NOV-2011
Account: EIABRX

Project: BRX11 -01

CERTIFICATE OF ANALYSIS WH11183705

Sample Description	Method / Analyte / Units / LOR	ME-ICP41 Ti % 0.01	ME-ICP41 Tl ppm 10	ME-ICP41 U ppm 10	ME-ICP41 V ppm 1	ME-ICP41 W ppm 10	ME-ICP41 Zn ppm 2	Au-AA25 Au ppm 0.01	Cu-AA46 Cu % 0.001	Pb-AA46 Pb % 0.001	Zn-AA46 Zn % 0.001
L561824		<0.01	<10	<10	6	<10	212	0.02			
L561825		<0.01	<10	<10	7	<10	357	0.03			
L561826		<0.01	<10	<10	24	<10	93	0.01			
L561827		<0.01	<10	<10	11	<10	349	0.02			
L561828		<0.01	<10	<10	10	<10	855	0.03			
L561829		<0.01	<10	<10	7	<10	739	0.02			
L561830		<0.01	<10	<10	7	<10	748	0.01			
L561831		<0.01	<10	<10	9	<10	136	0.01			
L561832		<0.01	<10	<10	3	<10	17	<0.01			
L561833		0.04	10	<10	20	20	>10000	0.46	1.375		7.43
L561834		<0.01	<10	<10	9	<10	110	0.01			
L561835		<0.01	<10	<10	10	<10	166	<0.01			
L561836		<0.01	<10	10	11	<10	592	0.07			
L561837		<0.01	<10	20	<1	<10	22	<0.01			
L561838		<0.01	<10	10	<1	<10	23	0.01			
L561839		<0.01	<10	10	<1	<10	31	<0.01			
L561840		<0.01	<10	10	4	<10	55	<0.01			
L561841		0.02	<10	<10	137	<10	123	<0.01			
L561842		<0.01	<10	20	2	<10	218	0.01			
L561843		<0.01	<10	<10	9	<10	124	0.01			
L561844		<0.01	<10	<10	10	<10	157	0.01			
L561845		<0.01	10	10	7	<10	>10000	0.02			1.225
L561846		<0.01	<10	<10	9	<10	856	0.02			
L561847		<0.01	10	20	8	20	7500	0.07			
L561848		<0.01	20	30	5	20	6430	0.04			
L561849		<0.01	10	10	6	<10	>10000	0.04			1.470
L561850		<0.01	<10	10	10	20	5540	0.03			
L561851		<0.01	<10	10	11	10	3850	0.02			
L561852		<0.01	<10	<10	11	<10	685	0.02			
L561853		0.02	<10	<10	142	<10	145	<0.01			
L561854		0.02	<10	<10	138	<10	139	<0.01			
L561855		<0.01	<10	<10	2	<10	18	<0.01			
L561856		0.11	<10	<10	76	50	8800	1.33	2.55		
L561857		<0.01	<10	<10	10	<10	3830	0.02			
L561858		<0.01	<10	<10	7	30	7980	0.01			
L561859		<0.01	<10	<10	6	30	7690	0.02			
L561860		<0.01	<10	<10	17	<10	94	0.02			
L561861		<0.01	<10	<10	17	<10	68	0.02			
L561862		<0.01	<10	<10	20	<10	61	<0.01			
L561863		<0.01	<10	<10	20	<10	50	<0.01			

ALS Canada Ltd.

2103 Dollarton Hwy
North Vancouver BC V7H 0A7
Phone: 604 984 0221 Fax: 604 984 0218 www.alsglobal.com

To: **EQUITY EXPLORATION CONSULTANTS LTD.**
SUITE 200, 900 WEST HASTINGS STREET
VANCOUVER BC V6C 1E5

Finalized Date: 7-NOV-2011
Account: EIABRX

Project: BRX11 -01

CERTIFICATE OF ANALYSIS WH11183705

Sample Description	Method / Analyte / Units / LOR	WEI-21 Recvd Wt. kg 0.02	ME-ICP41 Ag ppm 0.2	ME-ICP41 Al % 0.01	ME-ICP41 As ppm 2	ME-ICP41 B ppm 10	ME-ICP41 Ba ppm 10	ME-ICP41 Be ppm 0.5	ME-ICP41 Bi ppm 2	ME-ICP41 Ca % 0.01	ME-ICP41 Cd ppm 0.5	ME-ICP41 Co ppm 1	ME-ICP41 Cr ppm 1	ME-ICP41 Cu ppm 1	ME-ICP41 Fe % 0.01	ME-ICP41 Ga ppm 10
L561864		5.77	<0.2	1.17	145	<10	130	<0.5	3	4.37	<0.5	10	11	<1	2.42	<10
L561865		5.94	<0.2	0.96	143	<10	100	0.6	3	4.59	<0.5	8	6	2	2.45	<10
L561866		5.47	<0.2	1.21	80	<10	150	0.5	2	3.98	<0.5	7	6	1	2.37	<10
L561867		5.48	<0.2	1.36	136	<10	100	0.5	2	4.33	<0.5	7	6	1	2.39	<10
L561868		5.62	<0.2	1.49	189	<10	100	0.5	3	4.38	<0.5	8	6	1	2.46	<10
L561869		5.74	<0.2	1.03	204	<10	100	0.6	3	4.19	<0.5	8	5	1	2.39	<10
L561870		3.52	<0.2	0.45	301	<10	100	0.5	4	3.35	0.8	9	3	3	2.62	10
L561871		5.71	<0.2	1.00	377	<10	100	0.5	2	3.36	<0.5	8	7	1	2.45	<10
L561872		5.36	<0.2	0.75	294	<10	100	0.7	2	4.04	<0.5	8	4	4	2.60	10
L561873		3.50	<0.2	0.60	253	<10	100	0.6	2	3.89	0.6	7	1	6	2.64	10
L561874		3.06	42.8	1.78	173	<10	40	0.7	6	3.77	339	12	3	153	4.49	20
L561875		6.24	0.2	3.08	22	<10	520	0.8	<2	4.81	1.3	21	5	31	5.58	10
L561876		0.39	<0.2	0.04	<2	<10	10	<0.5	3	19.9	0.5	2	<1	1	0.52	<10
L561877		0.06	39.3	0.82	147	<10	10	<0.5	16	0.51	224	170	51	>10000	18.2	10
L561878		4.82	9.1	1.29	334	<10	40	0.7	<2	4.13	37.7	10	9	59	3.06	<10
L561879		6.25	<0.2	1.82	433	<10	140	0.5	2	3.60	1.4	9	15	8	2.50	10
L561880		5.39	<0.2	1.98	594	<10	150	0.5	<2	3.30	0.5	10	18	10	2.59	10
L561881		5.61	<0.2	1.20	2200	<10	110	0.7	2	5.14	4.9	10	12	9	2.69	10
L561882		7.65	1.8	2.13	796	<10	110	0.5	4	3.27	2.2	9	16	53	3.18	10
L561883		5.84	3.0	1.48	249	<10	100	0.6	4	2.17	1.0	10	12	25	3.06	10
L561884		5.10	<0.2	2.66	143	<10	220	0.6	3	3.45	0.6	8	17	11	2.67	10
L561885		5.49	<0.2	2.56	123	<10	210	0.6	<2	3.29	0.5	8	15	10	2.32	10
L561886		5.08	<0.2	2.80	127	<10	170	0.6	3	3.14	<0.5	8	16	3	2.91	10
L561887		5.44	<0.2	3.06	139	<10	170	0.7	<2	2.74	0.6	8	15	4	2.96	10
L561888		5.91	0.4	1.48	428	<10	130	<0.5	2	3.49	<0.5	9	15	11	2.23	10
L561889		4.90	<0.2	1.65	905	<10	160	<0.5	4	2.89	0.5	9	18	13	2.71	10
L561890		5.33	<0.2	1.58	256	<10	140	0.5	4	3.13	0.6	10	15	13	2.96	10
L561891		7.37	<0.2	1.38	56	<10	190	<0.5	<2	2.78	<0.5	7	12	7	2.33	10

ALS Canada Ltd.
2103 Dollarton Hwy
North Vancouver BC V7H 0A7
Phone: 604 984 0221 Fax: 604 984 0218 www.alsglobal.com

To: **EQUITY EXPLORATION CONSULTANTS LTD.**
SUITE 200, 900 WEST HASTINGS STREET
VANCOUVER BC V6C 1E5

Finalized Date: 7-NOV-2011
Account: EIABRX

Project: BRX11 -01

CERTIFICATE OF ANALYSIS WH11183705

Sample Description	Method / Analyte / Units / LOR	ME-ICP41 Hg ppm 1	ME-ICP41 K % 0.01	ME-ICP41 La ppm 10	ME-ICP41 Mg % 0.01	ME-ICP41 Mn ppm 5	ME-ICP41 Mo ppm 1	ME-ICP41 Na % 0.01	ME-ICP41 Ni ppm 1	ME-ICP41 P ppm 10	ME-ICP41 Pb ppm 2	ME-ICP41 S % 0.01	ME-ICP41 Sb ppm 2	ME-ICP41 Sc ppm 1	ME-ICP41 Sr ppm 1	ME-ICP41 Th ppm 20
L561864		1	0.25	10	0.47	1630	<1	0.05	8	830	18	0.83	<2	2	240	<20
L561865		1	0.26	10	0.99	1475	<1	0.05	7	780	18	1.23	<2	2	287	<20
L561866		1	0.27	10	1.06	1430	<1	0.04	5	780	15	1.12	2	2	308	<20
L561867		1	0.26	10	1.34	1480	<1	0.04	5	780	17	1.36	3	1	316	<20
L561868		<1	0.26	10	1.22	1645	<1	0.04	5	800	18	1.46	<2	2	339	<20
L561869		<1	0.25	10	0.76	2950	<1	0.04	6	820	20	1.65	2	2	295	<20
L561870		<1	0.24	10	0.69	6900	<1	0.04	9	800	58	2.62	5	2	165	<20
L561871		<1	0.27	10	0.72	3370	<1	0.04	9	810	21	1.68	2	2	173	<20
L561872		1	0.27	10	0.91	5100	<1	0.04	8	810	22	2.30	4	2	241	<20
L561873		<1	0.25	10	0.81	9590	3	0.04	4	740	93	2.76	5	1	180	<20
L561874		3	0.20	10	1.39	5450	1	0.06	12	1630	>10000	4.00	68	3	323	<20
L561875		1	0.24	30	2.22	2690	1	0.10	15	3470	55	0.33	9	7	612	<20
L561876		1	0.01	<10	12.20	270	<1	0.02	2	190	28	0.06	<2	<1	43	<20
L561877		16	0.16	10	0.55	719	31	0.05	44	230	6240	>10.0	23	2	16	<20
L561878		1	0.33	10	0.65	4710	1	0.07	8	830	1490	2.84	13	2	266	<20
L561879		<1	0.23	10	0.74	3880	<1	0.10	8	820	127	1.77	5	3	130	<20
L561880		1	0.22	10	0.76	3220	<1	0.13	8	810	57	1.88	5	4	173	<20
L561881		1	0.26	20	0.63	4560	<1	0.07	9	810	94	2.37	7	4	293	<20
L561882		1	0.23	20	1.60	4260	<1	0.08	8	850	90	2.25	21	5	235	<20
L561883		1	0.24	10	0.78	2650	<1	0.07	11	870	112	2.61	14	3	146	<20
L561884		1	0.20	10	0.90	3240	<1	0.12	7	840	75	1.54	9	3	170	<20
L561885		<1	0.19	10	0.77	2720	<1	0.15	6	830	79	1.31	7	2	186	<20
L561886		1	0.23	10	1.23	3220	<1	0.12	6	820	46	1.68	4	3	168	<20
L561887		<1	0.20	10	1.13	2880	<1	0.23	6	830	70	1.74	4	3	182	<20
L561888		1	0.21	10	0.57	2650	<1	0.14	7	840	54	1.41	5	2	162	<20
L561889		1	0.20	10	0.77	2890	<1	0.13	7	830	66	1.56	6	3	128	<20
L561890		<1	0.24	20	0.99	3130	<1	0.07	7	820	106	1.82	6	3	178	<20
L561891		<1	0.22	20	0.76	2540	<1	0.09	5	810	58	1.24	<2	2	165	<20

ALS Canada Ltd.

2103 Dollarton Hwy
North Vancouver BC V7H 0A7
Phone: 604 984 0221 Fax: 604 984 0218 www.alsglobal.com

To: **EQUITY EXPLORATION CONSULTANTS LTD.**
SUITE 200, 900 WEST HASTINGS STREET
VANCOUVER BC V6C 1E5

Finalized Date: 7-NOV-2011
Account: EIABRX

Project: BRX11 -01

CERTIFICATE OF ANALYSIS WH11183705

Sample Description	Method / Analyte / Units / LOR	ME-ICP41 Ti % 0.01	ME-ICP41 Tl ppm 10	ME-ICP41 U ppm 10	ME-ICP41 V ppm 1	ME-ICP41 W ppm 10	ME-ICP41 Zn ppm 2	Au-AA25 Au ppm 0.01	Cu-AA46 Cu % 0.001	Pb-AA46 Pb % 0.001	Zn-AA46 Zn % 0.001
L561864		<0.01	<10	<10	18	<10	36	<0.01			
L561865		<0.01	<10	<10	12	<10	64	<0.01			
L561866		<0.01	<10	<10	12	<10	59	<0.01			
L561867		<0.01	<10	<10	12	<10	54	0.01			
L561868		<0.01	<10	<10	13	<10	58	0.01			
L561869		<0.01	<10	<10	10	<10	91	0.02			
L561870		<0.01	<10	<10	7	<10	169	0.03			
L561871		<0.01	<10	<10	11	<10	60	0.05			
L561872		<0.01	<10	<10	9	<10	90	0.03			
L561873		<0.01	<10	<10	7	<10	89	0.04			
L561874		0.01	<10	<10	67	10	>10000	0.30		2.04	3.14
L561875		0.01	<10	<10	126	<10	271	<0.01			
L561876		<0.01	<10	<10	2	<10	51	0.01			
L561877		0.04	10	<10	19	20	>10000	0.50	1.350		7.17
L561878		<0.01	<10	<10	24	<10	3580	0.05			
L561879		0.02	<10	<10	43	<10	202	0.01			
L561880		0.01	<10	<10	50	<10	96	0.04			
L561881		<0.01	<10	<10	35	<10	744	0.02			
L561882		<0.01	<10	<10	52	<10	373	0.02			
L561883		<0.01	<10	<10	34	<10	182	0.04			
L561884		0.06	<10	<10	50	<10	149	0.01			
L561885		0.05	<10	<10	46	<10	108	0.01			
L561886		0.03	<10	<10	47	<10	104	0.01			
L561887		0.03	<10	<10	44	<10	135	0.01			
L561888		0.01	<10	<10	32	<10	77	0.02			
L561889		0.01	<10	<10	40	<10	99	0.02			
L561890		<0.01	<10	<10	40	<10	147	0.02			
L561891		<0.01	<10	<10	32	<10	65	<0.01			

ALS Canada Ltd.

2103 Dollarton Hwy
North Vancouver BC V7H 0A7
Phone: 604 984 0221 Fax: 604 984 0218 www.alsglobal.com

To: **EQUITY EXPLORATION CONSULTANTS LTD.**
SUITE 200, 900 WEST HASTINGS STREET
VANCOUVER BC V6C 1E5

Finalized Date: 7-NOV-2011
Account: EIABRX

CERTIFICATE WH11183704

Project: BRX11 - 01

P.O. No.: BRX11-01_22

This report is for 97 Drill Core samples submitted to our lab in Whitehorse, YT, Canada on 12-SEP-2011.

The following have access to data associated with this certificate:

HENRY AWMACK EQUITY ENG EMAIL RYAN TOOLE	DARCY BAKER TOBY HUGHES	WANDA CARTER SORIN POSESCU

SAMPLE PREPARATION

ALS CODE	DESCRIPTION
WEI-21	Received Sample Weight
LOG-24	Pulp Login - Rcd w/o Barcode
LOG-22d	Sample login - Rcd w/o BarCode dup
SPL-21d	Split sample - duplicate
PUL-31d	Pulverize Split - duplicate
LOG-22	Sample login - Rcd w/o BarCode
SPL-22Y	Split Sample - Boyd Rotary Splitter
CRU-QC	Crushing QC Test
PUL-QC	Pulverizing QC Test
CRU-31	Fine crushing - 70% <2mm
PUL-31	Pulverize split to 85% <75 um

ANALYTICAL PROCEDURES

ALS CODE	DESCRIPTION	INSTRUMENT
Ag-GRA21	Ag 30g FA-GRAV finish	WST-SIM
Cu-AA46	Ore grade Cu - aqua regia/AA	AAS
Zn-AA46	Ore grade Zn - aqua regia/AA	AAS
ME-ICP41	35 Element Aqua Regia ICP-AES	ICP-AES
Au-AA25	Ore Grade Au 30g FA AA finish	AAS

To: **EQUITY EXPLORATION CONSULTANTS LTD.**
ATTN: WANDA CARTER
SUITE 200, 900 WEST HASTINGS STREET
VANCOUVER BC V6C 1E5

This is the Final Report and supersedes any preliminary report with this certificate number. Results apply to samples as submitted. All pages of this report have been checked and approved for release.

Signature:
Colin Ramshaw, Vancouver Laboratory Manager

ALS Canada Ltd.

2103 Dollarton Hwy
North Vancouver BC V7H 0A7
Phone: 604 984 0221 Fax: 604 984 0218 www.alsglobal.com

To: **EQUITY EXPLORATION CONSULTANTS LTD.**
SUITE 200, 900 WEST HASTINGS STREET
VANCOUVER BC V6C 1E5

Finalized Date: 7-NOV-2011
Account: EIABRX

Project: BRX11 - 01

CERTIFICATE OF ANALYSIS WH11183704

Sample Description	Method / Analyte / Units / LOR	WEI-21 Recvd Wt. kg 0.02	ME-ICP41 Ag ppm 0.2	ME-ICP41 Al % 0.01	ME-ICP41 As ppm 2	ME-ICP41 B ppm 10	ME-ICP41 Ba ppm 10	ME-ICP41 Be ppm 0.5	ME-ICP41 Bi ppm 2	ME-ICP41 Ca % 0.01	ME-ICP41 Cd ppm 0.5	ME-ICP41 Co ppm 1	ME-ICP41 Cr ppm 1	ME-ICP41 Cu ppm 1	ME-ICP41 Fe % 0.01	ME-ICP41 Ga ppm 10
L561727		2.87	12.0	0.69	1360	<10	60	0.5	<2	0.52	29.9	14	3	114	4.40	<10
L561728		3.25	13.7	0.62	1270	<10	30	<0.5	<2	0.95	69.3	8	4	143	4.57	<10
L561729		3.24	12.4	0.56	1230	<10	60	<0.5	<2	1.17	91.0	6	2	147	4.15	<10
L561730		2.78	8.5	0.69	2050	<10	30	0.5	<2	1.11	12.6	10	2	40	4.60	<10
L561731		3.22	4.2	0.58	1555	<10	50	<0.5	<2	0.81	5.7	9	1	20	3.33	<10
L561732		2.85	9.4	0.59	2960	<10	60	<0.5	<2	0.74	13.4	9	1	31	4.62	<10
L561733		2.94	7.9	0.76	1675	<10	80	0.5	<2	0.58	6.9	10	1	28	3.59	<10
L561734		2.29	9.1	0.65	2520	<10	40	<0.5	<2	0.65	14.2	8	2	34	5.12	<10
L561735		2.93	16.0	0.68	1980	<10	20	0.5	<2	0.38	19.3	8	1	68	5.15	<10
L561736		2.81	20.1	0.64	1740	<10	30	<0.5	<2	0.63	57.4	7	2	77	4.22	<10
L561737		2.87	49.8	0.62	2350	<10	30	<0.5	<2	0.33	247	6	2	425	4.88	<10
L561738		2.88	16.6	0.55	4130	<10	20	<0.5	<2	0.72	40.1	7	2	79	4.50	<10
L561739		5.26	16.8	0.65	3690	<10	20	<0.5	<2	0.37	33.6	7	3	67	4.86	<10
L561740		3.29	18.8	0.53	2690	<10	40	<0.5	<2	0.30	60.7	8	3	82	4.76	<10
L561741		3.02	7.1	0.57	1055	<10	30	<0.5	<2	0.22	44.8	7	3	92	3.95	<10
L561742		2.83	12.2	0.59	913	<10	50	<0.5	<2	0.47	89.1	7	3	125	4.02	<10
L561743		2.86	10.6	0.54	977	<10	60	<0.5	<2	0.41	74.3	7	3	113	4.09	<10
L561744		2.92	10.3	0.61	1480	<10	50	<0.5	<2	0.52	35.9	9	4	92	4.34	<10
L561745		2.83	8.0	0.61	1285	<10	60	<0.5	<2	0.55	39.9	7	4	65	4.20	<10
L561746		0.41	0.3	0.04	12	<10	10	<0.5	<2	16.1	<0.5	1	1	4	0.42	<10
L561747		0.06	36.1	0.74	128	<10	10	<0.5	49	0.49	197.5	158	39	>10000	16.1	10
L561748		3.13	10.0	0.58	2500	<10	60	<0.5	2	0.56	45.0	9	4	79	4.61	<10
L561749		3.14	8.9	0.56	2250	<10	70	<0.5	<2	0.80	35.5	8	4	76	4.64	<10
L561750		3.16	10.3	0.61	2840	<10	60	<0.5	<2	0.73	40.7	8	4	77	5.01	<10
L561751		2.89	10.8	0.64	2060	<10	50	<0.5	<2	1.10	58.0	9	5	85	5.10	<10
L561752		2.89	13.9	0.63	2780	<10	30	<0.5	<2	1.63	50.2	7	4	68	4.54	<10
L561753		2.96	19.5	0.64	2880	<10	30	<0.5	<2	0.81	41.7	8	5	97	6.39	<10
L561754		3.11	25.1	0.66	3000	<10	20	<0.5	<2	0.74	29.4	7	3	104	8.86	<10
L561755		2.95	21.0	0.67	1970	<10	30	<0.5	<2	0.48	19.9	7	3	101	6.71	<10
L561756		3.02	13.1	0.66	2120	<10	20	<0.5	<2	0.68	15.6	8	4	85	6.23	<10
L561757		2.57	8.0	0.72	1455	<10	40	0.5	<2	0.85	11.6	7	3	117	4.38	<10
L561758		2.74	6.9	0.64	1430	<10	30	<0.5	<2	1.00	10.2	8	4	211	4.76	<10
L561759		3.14	5.5	0.57	958	<10	50	<0.5	<2	0.90	9.0	8	4	216	3.84	<10
L561760		5.61	7.7	0.66	1460	<10	30	<0.5	<2	1.73	18.9	8	2	175	4.37	<10
L561761		4.05	12.9	0.63	1600	<10	20	<0.5	<2	1.01	40.1	7	2	170	4.53	<10
L561762		2.66	31.8	0.57	2730	<10	10	<0.5	5	0.74	8.1	6	3	1110	7.18	<10
L561763		2.88	11.2	0.58	2220	<10	30	<0.5	14	0.85	18.3	7	2	644	6.44	<10
L561764		2.73	2.1	0.59	966	<10	40	<0.5	<2	0.51	8.3	7	3	106	4.72	<10
L561765		1.44	9.4	0.51	1360	<10	40	<0.5	10	0.42	25.4	9	3	1015	5.61	<10
L561766		1.10	8.3	0.66	1100	<10	30	0.5	8	0.42	30.0	8	3	807	4.95	<10

ALS Canada Ltd.

2103 Dollarton Hwy
North Vancouver BC V7H 0A7
Phone: 604 984 0221 Fax: 604 984 0218 www.alsglobal.com

To: **EQUITY EXPLORATION CONSULTANTS LTD.**
SUITE 200, 900 WEST HASTINGS STREET
VANCOUVER BC V6C 1E5

Finalized Date: 7-NOV-2011
Account: EIABRX

Project: BRX11 - 01

CERTIFICATE OF ANALYSIS WH11183704

Sample Description	Method	ME-ICP41	ME-ICP41	ME-ICP41	ME-ICP41	ME-ICP41	ME-ICP41	ME-ICP41	ME-ICP41	ME-ICP41	ME-ICP41	ME-ICP41	ME-ICP41	ME-ICP41	ME-ICP41	ME-ICP41
	Analyte	Hg	K	La	Mg	Mn	Mo	Na	Ni	P	Pb	S	Sb	Sc	Sr	Th
	Units	ppm	%	ppm	%	ppm	ppm	%	ppm	ppm	ppm	%	ppm	ppm	ppm	ppm
	LOR	1	0.01	10	0.01	5	1	0.01	1	10	2	0.01	2	1	1	20
L561727		<1	0.42	10	0.15	283	7	0.06	21	830	1540	4.87	76	1	147	<20
L561728		1	0.37	10	0.24	504	31	0.05	11	770	2480	5.48	131	1	160	<20
L561729		1	0.36	10	0.28	520	2	0.05	8	720	1750	4.90	137	1	191	<20
L561730		<1	0.46	20	0.17	333	39	0.06	7	830	563	4.97	49	1	216	<20
L561731		<1	0.41	20	0.13	282	14	0.04	5	870	123	3.54	31	1	148	<20
L561732		<1	0.39	10	0.15	386	1	0.06	6	900	494	4.94	60	1	158	<20
L561733		<1	0.49	20	0.12	300	7	0.05	5	840	317	3.82	37	1	133	<20
L561734		<1	0.42	10	0.14	383	1	0.05	5	840	634	5.92	49	1	147	<20
L561735		<1	0.42	10	0.08	243	2	0.05	9	810	626	5.96	54	1	131	<20
L561736		1	0.40	10	0.11	548	9	0.06	6	800	1600	4.74	54	1	202	<20
L561737		2	0.39	10	0.07	251	3	0.05	9	710	5890	6.57	139	1	127	<20
L561738		<1	0.36	10	0.22	399	2	0.04	8	630	2490	4.83	92	1	157	<20
L561739		<1	0.39	10	0.11	148	3	0.04	9	620	2150	5.54	73	1	117	<20
L561740		<1	0.34	10	0.07	127	4	0.04	13	700	2480	5.25	87	1	117	<20
L561741		1	0.36	10	0.04	66	5	0.04	13	690	401	4.43	101	1	133	<20
L561742		1	0.37	10	0.06	121	4	0.04	13	720	1425	4.77	110	1	243	<20
L561743		1	0.34	10	0.07	162	4	0.04	12	750	1010	4.75	113	1	157	<20
L561744		<1	0.39	10	0.09	214	3	0.04	15	740	1030	4.83	95	1	175	<20
L561745		<1	0.39	10	0.11	256	4	0.04	14	710	837	4.68	71	1	167	<20
L561746		<1	0.03	<10	10.05	177	<1	<0.01	1	140	8	0.04	<2	<1	37	<20
L561747		12	0.16	10	0.51	649	32	0.03	39	190	5440	>10.0	24	1	16	<20
L561748		1	0.37	10	0.12	218	4	0.04	18	730	939	5.13	100	1	170	<20
L561749		<1	0.37	10	0.19	255	5	0.04	12	720	1150	5.13	90	1	196	<20
L561750		<1	0.39	10	0.21	203	4	0.04	14	730	1485	5.87	106	1	192	<20
L561751		<1	0.41	10	0.37	246	6	0.04	18	750	752	5.59	114	1	233	<20
L561752		1	0.40	10	0.52	330	6	0.05	11	740	1815	4.96	104	1	316	<20
L561753		<1	0.40	10	0.24	182	5	0.05	15	740	1950	7.55	120	1	215	<20
L561754		<1	0.41	10	0.22	184	2	0.05	13	740	2850	>10.0	100	1	190	<20
L561755		<1	0.42	10	0.13	155	2	0.05	12	760	2880	8.03	100	1	159	<20
L561756		<1	0.41	10	0.19	258	3	0.05	14	760	1545	7.27	66	1	191	<20
L561757		<1	0.45	10	0.19	415	1	0.05	8	770	753	4.72	79	1	225	<20
L561758		1	0.38	10	0.22	551	3	0.07	12	850	832	4.92	150	1	243	<20
L561759		1	0.35	10	0.26	791	15	0.06	11	790	241	3.91	122	1	213	<20
L561760		1	0.40	10	0.52	1360	1	0.06	4	850	712	4.38	128	1	350	<20
L561761		1	0.37	10	0.27	900	1	0.06	5	850	2080	4.79	109	1	216	<20
L561762		1	0.34	10	0.15	396	9	0.06	8	630	350	8.16	606	1	248	<20
L561763		1	0.35	10	0.09	213	6	0.06	11	720	422	7.29	218	1	320	<20
L561764		<1	0.37	10	0.12	462	3	0.06	8	790	231	4.78	37	1	149	<20
L561765		<1	0.33	10	0.06	188	3	0.06	13	800	286	6.37	385	1	195	<20
L561766		1	0.40	10	0.07	177	3	0.06	12	820	253	5.16	289	1	192	<20

ALS Canada Ltd.
2103 Dollarton Hwy
North Vancouver BC V7H 0A7
Phone: 604 984 0221 Fax: 604 984 0218 www.alsglobal.com

To: **EQUITY EXPLORATION CONSULTANTS LTD.**
SUITE 200, 900 WEST HASTINGS STREET
VANCOUVER BC V6C 1E5

Finalized Date: 7-NOV-2011
Account: EIABRX

Project: BRX11 - 01

CERTIFICATE OF ANALYSIS WH11183704

Sample Description	Method / Analyte / Units / LOR	ME-ICP41 Ti % 0.01	ME-ICP41 Tl ppm 10	ME-ICP41 U ppm 10	ME-ICP41 V ppm 1	ME-ICP41 W ppm 10	ME-ICP41 Zn ppm 2	Au-AA25 Au ppm 0.01	Ag-GRA21 Ag ppm 5	Cu-AA46 Cu % 0.001	Zn-AA46 Zn % 0.001
L561727		<0.01	<10	<10	8	<10	4060	0.65			
L561728		<0.01	<10	<10	8	<10	8440	0.80			
L561729		<0.01	<10	<10	7	<10	>10000	1.06			1.240
L561730		<0.01	<10	<10	10	<10	1885	0.44			
L561731		<0.01	<10	<10	10	<10	768	0.06			
L561732		<0.01	<10	<10	9	<10	2130	0.31			
L561733		<0.01	<10	<10	10	<10	1120	0.19			
L561734		<0.01	<10	<10	9	<10	2290	0.20			
L561735		<0.01	<10	<10	7	<10	2660	0.26			
L561736		<0.01	<10	<10	7	<10	6120	0.30			
L561737		<0.01	<10	<10	7	<10	>10000	0.36			2.19
L561738		<0.01	<10	<10	7	<10	4500	0.41			
L561739		<0.01	<10	<10	8	<10	3570	0.98			
L561740		<0.01	<10	<10	6	<10	6270	0.85			
L561741		<0.01	<10	<10	7	<10	4760	0.41			
L561742		<0.01	<10	<10	7	<10	9640	0.37			
L561743		<0.01	<10	<10	6	<10	7810	0.44			
L561744		<0.01	<10	<10	8	<10	4210	0.38			
L561745		<0.01	<10	<10	8	<10	4460	0.24			
L561746		<0.01	<10	<10	1	<10	39	0.03			
L561747		0.04	10	<10	17	10	>10000	0.49		1.295	7.29
L561748		0.01	<10	<10	8	10	5090	0.18			
L561749		<0.01	<10	<10	8	<10	4140	0.16			
L561750		<0.01	<10	<10	8	<10	4400	0.45			
L561751		<0.01	<10	<10	9	<10	3920	0.28			
L561752		<0.01	<10	<10	8	<10	4650	0.38			
L561753		<0.01	<10	<10	8	<10	4880	0.29			
L561754		<0.01	<10	<10	9	<10	3680	0.34			
L561755		<0.01	<10	<10	8	<10	2780	0.23			
L561756		<0.01	<10	<10	9	<10	2350	0.39			
L561757		<0.01	<10	<10	7	<10	1835	0.27			
L561758		<0.01	<10	<10	8	<10	1840	0.31			
L561759		<0.01	<10	<10	7	<10	1585	0.14			
L561760		<0.01	<10	<10	9	<10	2750	0.23			
L561761		<0.01	<10	<10	8	10	5430	0.23			
L561762		<0.01	<10	<10	7	<10	1630	0.56			
L561763		<0.01	<10	<10	8	<10	2300	0.78			
L561764		<0.01	<10	<10	7	<10	1085	0.09			
L561765		<0.01	<10	<10	6	<10	3370	0.55			
L561766		<0.01	<10	<10	7	<10	3450	0.47			

ALS Canada Ltd.

2103 Dollarton Hwy
North Vancouver BC V7H 0A7
Phone: 604 984 0221 Fax: 604 984 0218 www.alsglobal.com

To: **EQUITY EXPLORATION CONSULTANTS LTD.**
SUITE 200, 900 WEST HASTINGS STREET
VANCOUVER BC V6C 1E5

Finalized Date: 7-NOV-2011
Account: EIABRX

Project: BRX11 - 01

CERTIFICATE OF ANALYSIS WH11183704

Sample Description	Method / Analyte / Units / LOR	WEI-21 Recvd Wt. kg 0.02	ME-ICP41 Ag ppm 0.2	ME-ICP41 Al % 0.01	ME-ICP41 As ppm 2	ME-ICP41 B ppm 10	ME-ICP41 Ba ppm 10	ME-ICP41 Be ppm 0.5	ME-ICP41 Bi ppm 2	ME-ICP41 Ca % 0.01	ME-ICP41 Cd ppm 0.5	ME-ICP41 Co ppm 1	ME-ICP41 Cr ppm 1	ME-ICP41 Cu ppm 1	ME-ICP41 Fe % 0.01	ME-ICP41 Ga ppm 10
L561767		0.44	0.2	0.08	16	<10	20	<0.5	<2	17.7	<0.5	2	1	30	0.48	<10
L561768		0.09	77.8	1.49	437	10	30	<0.5	6	1.96	52.6	26	71	>10000	6.03	10
L561769		2.35	14.9	0.58	1330	<10	30	0.5	15	0.65	14.4	8	4	1380	5.51	<10
L561770		3.28	0.4	0.82	75	<10	610	0.7	<2	4.07	<0.5	21	2	43	5.34	<10
L561771		4.00	11.9	0.55	787	<10	30	0.5	10	0.48	22.1	8	4	848	4.41	<10
L561772		3.15	1.2	0.88	127	<10	250	0.6	<2	3.37	1.4	20	2	112	5.49	<10
L561773		2.79	11.3	0.64	1710	<10	30	<0.5	13	0.59	16.3	7	4	673	5.74	<10
L561774		2.90	18.5	0.56	1400	<10	20	<0.5	14	0.31	18.0	6	3	1465	5.42	<10
L561775		3.15	18.8	0.58	993	<10	30	0.5	11	0.32	17.3	9	3	2610	5.40	<10
L561776		3.75	29.4	0.61	972	<10	30	0.5	15	0.66	19.3	6	2	2870	5.65	<10
L561777		1.97	0.8	0.93	132	<10	380	0.7	<2	3.94	1.7	19	3	77	5.14	<10
L561778		1.80	2.8	0.83	693	<10	40	0.6	<2	1.39	16.5	10	3	96	3.86	<10
L561779		3.40	3.1	0.60	981	<10	20	0.5	2	1.19	13.5	7	2	145	3.69	<10
L561780		4.52	<0.2	0.77	106	<10	430	0.7	<2	3.60	<0.5	21	2	38	5.48	<10
L561781		3.28	6.1	0.60	1040	<10	40	0.7	2	0.66	14.6	9	3	387	4.59	<10
L561782		3.00	6.1	0.58	1110	<10	30	<0.5	4	0.37	12.0	9	3	518	4.69	<10
L561783		3.20	51.4	0.60	2820	<10	10	<0.5	29	0.70	17.9	7	3	4270	10.65	<10
L561784		3.14	>100	0.56	2960	<10	10	<0.5	34	0.73	43.7	7	3	7440	8.77	<10
L561785		3.19	>100	0.52	2180	<10	20	<0.5	23	0.58	23.8	7	4	4880	7.77	<10
L561786		2.88	29.2	0.56	1300	<10	20	<0.5	16	0.51	161.5	7	3	1145	6.04	<10
L561787		2.59	7.1	0.67	1140	<10	20	<0.5	9	0.72	145.0	8	4	554	5.22	<10
L561788		0.44	0.2	0.03	16	<10	10	<0.5	<2	19.4	<0.5	2	<1	8	0.44	<10
L561789		0.07	38.4	0.79	133	<10	10	<0.5	41	0.52	218	163	46	>10000	17.1	10
L561790		3.92	6.5	0.52	1195	<10	30	<0.5	2	0.35	85.6	8	2	274	4.97	<10
L561791		2.81	5.5	0.65	1420	<10	20	<0.5	4	0.74	39.9	6	4	147	6.09	<10
L561792		2.22	6.3	0.57	1660	<10	20	<0.5	2	0.72	17.4	7	4	103	6.07	<10
L561793		3.15	6.4	0.61	1520	<10	20	<0.5	<2	0.91	12.7	7	3	64	6.35	<10
L561794		2.96	7.6	0.63	1400	<10	40	<0.5	<2	0.44	19.1	8	5	76	5.80	<10
L561795		3.28	6.9	0.58	1670	<10	20	<0.5	<2	0.57	25.8	8	3	51	5.94	<10
L561796		3.01	9.7	0.61	1470	<10	30	<0.5	<2	0.45	18.6	9	4	83	5.88	<10
L561797		3.28	7.6	0.57	964	<10	50	0.5	<2	0.35	11.9	9	3	71	4.44	<10
L561798		3.24	7.6	0.59	1410	<10	20	<0.5	<2	0.54	10.0	8	3	48	7.24	<10
L561799		2.85	8.8	0.62	1310	<10	20	0.5	2	0.58	9.8	8	3	133	7.03	<10
L561800		2.85	3.6	0.66	775	<10	30	0.5	<2	0.66	6.6	8	3	34	6.34	<10
L561801		2.86	2.7	0.64	242	<10	60	0.6	<2	1.39	4.9	7	2	22	4.23	<10
L561802		2.87	4.1	0.66	843	<10	60	0.5	<2	1.02	7.4	10	3	60	4.20	<10
L561803		2.70	3.3	0.67	1025	<10	80	0.5	<2	1.39	6.3	9	3	41	4.56	<10
L561804		2.73	3.4	0.68	976	<10	70	0.5	<2	1.13	17.9	8	3	92	3.64	<10
L561805		2.95	4.3	0.62	1115	<10	30	0.5	<2	1.06	10.3	8	3	65	4.68	<10
L561806		3.00	3.0	0.64	1040	<10	60	0.5	<2	0.72	1.8	8	3	40	4.28	<10

ALS Canada Ltd.

2103 Dollarton Hwy
North Vancouver BC V7H 0A7
Phone: 604 984 0221 Fax: 604 984 0218 www.alsglobal.com

To: **EQUITY EXPLORATION CONSULTANTS LTD.**
SUITE 200, 900 WEST HASTINGS STREET
VANCOUVER BC V6C 1E5

Finalized Date: 7-NOV-2011
Account: EIABRX

Project: BRX11 - 01

CERTIFICATE OF ANALYSIS WH11183704

Sample Description	Method / Analyte / Units / LOR	ME-ICP41 Hg ppm 1	ME-ICP41 K % 0.01	ME-ICP41 La ppm 10	ME-ICP41 Mg % 0.01	ME-ICP41 Mn ppm 5	ME-ICP41 Mo ppm 1	ME-ICP41 Na % 0.01	ME-ICP41 Ni ppm 1	ME-ICP41 P ppm 10	ME-ICP41 Pb ppm 2	ME-ICP41 S % 0.01	ME-ICP41 Sb ppm 2	ME-ICP41 Sc ppm 1	ME-ICP41 Sr ppm 1	ME-ICP41 Th ppm 20
L561767		<1	0.04	<10	10.75	192	1	0.02	<1	180	7	0.05	4	<1	44	<20
L561768		3	0.33	10	1.36	760	1255	0.10	222	1230	7840	3.95	67	6	204	<20
L561769		1	0.36	10	0.18	539	8	0.07	13	820	260	6.19	476	1	226	<20
L561770		<1	0.42	30	2.04	1220	3	0.17	14	3210	14	0.51	14	11	866	<20
L561771		1	0.34	10	0.09	159	7	0.05	12	780	197	4.51	193	1	230	<20
L561772		<1	0.28	30	1.89	1115	2	0.21	14	3070	18	0.79	18	11	721	<20
L561773		1	0.39	10	0.17	401	4	0.05	10	750	179	6.43	126	1	203	<20
L561774		1	0.35	10	0.07	200	4	0.05	10	730	199	6.04	149	1	122	<20
L561775		<1	0.36	10	0.09	206	6	0.06	7	660	242	5.53	104	1	130	<20
L561776		1	0.37	10	0.23	623	4	0.06	5	710	235	6.08	148	1	166	<20
L561777		1	0.41	30	1.79	1110	2	0.16	14	2970	36	0.60	10	10	887	<20
L561778		1	0.42	20	0.47	544	4	0.08	9	1170	321	2.77	18	2	381	<20
L561779		<1	0.36	10	0.41	635	5	0.06	8	730	323	3.72	22	1	575	<20
L561780		<1	0.39	40	1.95	1180	2	0.15	12	3350	12	0.51	9	11	947	<20
L561781		1	0.36	10	0.26	470	5	0.08	8	960	448	3.76	65	2	236	<20
L561782		<1	0.36	10	0.08	259	5	0.06	16	810	407	4.82	97	1	156	<20
L561783		1	0.36	10	0.14	526	8	0.06	10	850	650	>10.0	480	1	196	<20
L561784		1	0.35	10	0.16	473	5	0.06	10	850	669	>10.0	1630	1	200	<20
L561785		1	0.33	10	0.15	403	10	0.05	12	770	721	9.19	1750	1	173	<20
L561786		2	0.34	10	0.13	380	5	0.05	9	770	664	7.89	392	1	162	<20
L561787		2	0.41	10	0.16	457	7	0.06	13	800	505	6.84	139	1	193	<20
L561788		<1	0.01	<10	11.90	212	<1	0.01	1	180	2	0.07	4	<1	41	<20
L561789		15	0.15	10	0.54	714	35	0.04	40	220	6170	>10.0	29	1	18	<20
L561790		2	0.33	10	0.08	175	6	0.05	10	770	571	6.65	108	1	118	<20
L561791		1	0.39	10	0.22	486	5	0.06	11	760	659	7.49	101	1	189	<20
L561792		1	0.34	10	0.21	431	7	0.06	10	760	926	7.22	95	1	186	<20
L561793		1	0.37	10	0.25	550	4	0.06	10	800	661	7.34	67	1	224	<20
L561794		1	0.38	10	0.11	271	7	0.04	33	710	853	6.72	59	1	137	<20
L561795		1	0.35	10	0.14	419	3	0.04	9	780	594	6.89	54	1	156	<20
L561796		<1	0.37	10	0.11	318	2	0.04	14	830	694	6.85	70	1	138	<20
L561797		<1	0.34	10	0.07	212	5	0.04	12	870	400	4.70	58	1	153	<20
L561798		1	0.35	10	0.16	430	3	0.04	9	760	871	8.45	59	1	164	<20
L561799		<1	0.36	10	0.14	488	6	0.05	6	760	959	8.30	110	1	166	<20
L561800		<1	0.37	10	0.18	527	4	0.05	6	760	506	7.32	35	1	187	<20
L561801		<1	0.35	10	0.48	1180	2	0.06	2	690	464	4.41	15	1	315	<20
L561802		<1	0.37	10	0.30	828	2	0.05	11	820	278	4.41	49	2	271	<20
L561803		<1	0.39	10	0.42	1270	2	0.05	9	820	221	4.65	36	2	347	<20
L561804		<1	0.39	10	0.32	1015	2	0.05	8	840	302	3.70	49	2	265	<20
L561805		<1	0.36	10	0.29	755	4	0.05	9	770	373	4.82	39	2	248	<20
L561806		1	0.37	10	0.21	452	4	0.05	7	790	158	4.40	28	1	196	<20

ALS Canada Ltd.
2103 Dollarton Hwy
North Vancouver BC V7H 0A7
Phone: 604 984 0221 Fax: 604 984 0218 www.alsglobal.com

To: **EQUITY EXPLORATION CONSULTANTS LTD.**
SUITE 200, 900 WEST HASTINGS STREET
VANCOUVER BC V6C 1E5

Finalized Date: 7-NOV-2011
Account: EIABRX

Project: BRX11 - 01

CERTIFICATE OF ANALYSIS WH11183704

Sample Description	Method / Analyte / Units / LOR	ME-ICP41 Ti % 0.01	ME-ICP41 Tl ppm 10	ME-ICP41 U ppm 10	ME-ICP41 V ppm 1	ME-ICP41 W ppm 10	ME-ICP41 Zn ppm 2	Au-AA25 Au ppm 0.01	Ag-GRA21 Ag ppm 5	Cu-AA46 Cu % 0.001	Zn-AA46 Zn % 0.001
L561767		<0.01	<10	<10	2	<10	47	<0.01			
L561768		0.09	<10	<10	70	30	8500	1.19		2.46	
L561769		<0.01	<10	<10	8	<10	2950	0.79			
L561770		0.02	<10	<10	69	<10	118	0.01			
L561771		<0.01	<10	<10	7	<10	3640	0.72			
L561772		0.01	<10	<10	68	<10	296	0.06			
L561773		<0.01	<10	<10	9	<10	2740	1.02			
L561774		<0.01	<10	<10	6	<10	2720	0.96			
L561775		<0.01	<10	<10	6	<10	3060	0.72			
L561776		<0.01	<10	<10	9	<10	3730	1.05			
L561777		0.02	<10	<10	72	<10	323	0.04			
L561778		<0.01	<10	<10	17	<10	2050	0.21			
L561779		<0.01	<10	<10	6	<10	1835	0.24			
L561780		0.01	<10	<10	70	<10	131	<0.01			
L561781		<0.01	<10	<10	13	<10	2090	0.20			
L561782		<0.01	<10	<10	6	<10	1970	0.23			
L561783		<0.01	<10	<10	7	10	5110	1.06			
L561784		<0.01	<10	<10	6	10	7640	1.24	137		
L561785		<0.01	<10	<10	6	<10	5860	1.06	128		
L561786		<0.01	<10	<10	6	<10	>10000	0.46			2.32
L561787		<0.01	<10	<10	8	<10	>10000	0.31			2.13
L561788		<0.01	<10	<10	1	<10	40	<0.01			
L561789		0.04	<10	<10	18	10	>10000	0.43		1.320	6.80
L561790		<0.01	<10	<10	6	<10	>10000	0.31			1.445
L561791		<0.01	<10	<10	8	<10	>10000	0.28			1.170
L561792		<0.01	<10	<10	7	10	7470	0.30			
L561793		<0.01	<10	<10	8	10	5850	0.10			
L561794		<0.01	<10	<10	7	<10	6080	0.23			
L561795		<0.01	<10	<10	7	<10	5210	0.16			
L561796		<0.01	<10	<10	7	<10	4430	0.04			
L561797		<0.01	<10	<10	6	<10	2360	0.02			
L561798		<0.01	<10	<10	7	<10	4240	0.03			
L561799		<0.01	<10	<10	7	<10	3320	0.03			
L561800		<0.01	<10	<10	7	<10	2850	0.02			
L561801		<0.01	<10	<10	7	<10	1200	0.01			
L561802		<0.01	<10	<10	9	<10	1920	0.04			
L561803		<0.01	<10	<10	9	<10	1860	0.03			
L561804		<0.01	<10	<10	8	<10	2690	0.03			
L561805		<0.01	<10	<10	8	<10	1660	0.03			
L561806		<0.01	<10	<10	7	<10	499	0.02			

ALS Canada Ltd.

2103 Dollarton Hwy
North Vancouver BC V7H 0A7
Phone: 604 984 0221 Fax: 604 984 0218 www.alsglobal.com

To: **EQUITY EXPLORATION CONSULTANTS LTD.**
SUITE 200, 900 WEST HASTINGS STREET
VANCOUVER BC V6C 1E5

Finalized Date: 7-NOV-2011
Account: EIABRX

Project: BRX11 - 01

CERTIFICATE OF ANALYSIS WH11183704

Sample Description	Method	WEI-21	ME-ICP41	ME-ICP41	ME-ICP41	ME-ICP41	ME-ICP41	ME-ICP41	ME-ICP41	ME-ICP41	ME-ICP41	ME-ICP41	ME-ICP41	ME-ICP41	ME-ICP41	ME-ICP41
	Analyte	Recvd Wt.	Ag	Al	As	B	Ba	Be	Bi	Ca	Cd	Co	Cr	Cu	Fe	Ga
	Units	kg	ppm	%	ppm	ppm	ppm	ppm	ppm	%	ppm	ppm	ppm	ppm	%	ppm
	LOR	0.02	0.2	0.01	2	10	10	0.5	2	0.01	0.5	1	1	1	0.01	10
L561807		2.97	10.8	0.61	2720	<10	20	<0.5	<2	0.93	63.9	7	3	138	7.99	<10
L561808		3.18	4.9	0.64	1370	<10	30	0.5	<2	0.84	8.3	9	3	110	5.64	<10
L561809		2.72	2.5	0.65	747	<10	50	0.5	<2	0.98	1.8	9	3	69	4.03	<10
L561810		<0.02	2.5	0.72	741	<10	50	0.5	<2	0.98	1.7	8	4	66	3.95	<10
L561811		0.47	<0.2	0.04	6	<10	10	<0.5	<2	18.9	<0.5	2	<1	3	0.49	<10
L561812		0.07	79.8	1.58	453	<10	30	<0.5	5	1.90	52.5	28	72	>10000	5.97	10
L561813		3.01	2.8	0.64	669	<10	60	0.5	<2	1.30	1.7	9	4	93	3.49	<10
L561814		2.92	5.6	0.67	1045	<10	50	0.5	<2	0.96	10.9	8	4	75	4.23	<10
L561815		2.75	2.6	0.67	880	<10	70	0.5	<2	1.18	3.6	9	4	78	2.98	<10
L561816		2.64	2.7	0.67	617	<10	60	0.5	<2	1.51	1.7	9	4	113	3.10	<10
L561817		2.68	2.1	0.70	557	<10	50	0.5	<2	0.83	2.3	9	3	57	3.27	<10
L561818		3.05	1.2	0.64	1010	<10	150	0.6	<2	1.64	4.0	8	4	42	2.95	<10
L561819		2.46	1.5	0.66	972	<10	70	0.6	<2	1.93	0.7	8	3	58	3.68	<10
L561820		2.62	0.6	0.70	1465	<10	90	0.8	<2	1.57	0.6	8	3	31	3.20	<10
L561821		2.61	2.7	0.67	2840	<10	50	1.0	<2	0.70	3.4	9	3	74	4.22	<10
L561822		2.46	11.4	0.69	2480	<10	30	1.2	<2	0.80	8.0	8	3	54	4.76	<10
L561823		6.47	0.8	0.58	599	<10	300	1.3	<2	0.75	2.7	4	2	14	0.98	<10

ALS Canada Ltd.

2103 Dollarton Hwy
North Vancouver BC V7H 0A7
Phone: 604 984 0221 Fax: 604 984 0218 www.alsglobal.com

To: **EQUITY EXPLORATION CONSULTANTS LTD.**
SUITE 200, 900 WEST HASTINGS STREET
VANCOUVER BC V6C 1E5

Finalized Date: 7-NOV-2011
Account: EIABRX

Project: BRX11 - 01

CERTIFICATE OF ANALYSIS WH11183704

Sample Description	Method	ME-ICP41	ME-ICP41	ME-ICP41	ME-ICP41	ME-ICP41	ME-ICP41	ME-ICP41	ME-ICP41	ME-ICP41	ME-ICP41	ME-ICP41	ME-ICP41	ME-ICP41	ME-ICP41	ME-ICP41
	Analyte	Hg	K	La	Mg	Mn	Mo	Na	Ni	P	Pb	S	Sb	Sc	Sr	Th
	Units	ppm	%	ppm	%	ppm	ppm	%	ppm	ppm	ppm	%	ppm	ppm	ppm	ppm
	LOR	1	0.01	10	0.01	5	1	0.01	1	10	2	0.01	2	1	1	20
L561807		1	0.35	10	0.29	659	3	0.04	10	700	1315	9.68	68	1	224	<20
L561808		<1	0.36	10	0.25	558	4	0.05	12	780	445	6.36	72	2	246	<20
L561809		<1	0.36	10	0.30	629	6	0.05	10	810	169	4.07	44	2	239	<20
L561810		<1	0.40	10	0.30	631	4	0.05	10	800	168	4.00	42	2	240	<20
L561811		<1	0.02	<10	11.40	209	<1	<0.01	<1	160	<2	0.07	<2	<1	46	<20
L561812		2	0.34	10	1.33	758	1210	0.08	224	1200	7680	4.04	72	6	205	<20
L561813		<1	0.38	10	0.41	894	5	0.06	15	800	154	3.43	54	2	266	<20
L561814		<1	0.38	10	0.32	825	4	0.05	12	760	719	4.19	38	2	225	<20
L561815		<1	0.38	10	0.37	1120	9	0.05	11	780	172	2.72	42	2	265	<20
L561816		<1	0.37	10	0.44	2700	18	0.06	11	830	139	2.86	54	2	225	<20
L561817		<1	0.37	10	0.23	1210	6	0.06	12	780	157	3.29	32	2	161	<20
L561818		<1	0.35	10	0.48	3470	4	0.06	7	810	127	2.69	22	3	210	<20
L561819		<1	0.37	10	0.50	4340	2	0.05	7	740	115	3.39	31	2	218	<20
L561820		<1	0.36	10	0.42	3410	3	0.07	7	810	48	2.92	20	3	216	<20
L561821		1	0.36	10	0.16	848	8	0.06	13	780	399	4.39	53	2	149	<20
L561822		<1	0.36	10	0.16	875	3	0.05	9	730	1185	5.48	47	2	158	<20
L561823		<1	0.31	<10	0.10	860	1	0.06	2	300	119	0.44	7	2	251	<20

ALS Canada Ltd.

2103 Dollarton Hwy
North Vancouver BC V7H 0A7
Phone: 604 984 0221 Fax: 604 984 0218 www.alsglobal.com

To: **EQUITY EXPLORATION CONSULTANTS LTD.**
SUITE 200, 900 WEST HASTINGS STREET
VANCOUVER BC V6C 1E5

Finalized Date: 7-NOV-2011
Account: EIABRX

Project: BRX11 - 01

CERTIFICATE OF ANALYSIS WH11183704

Sample Description	Method Analyte Units LOR	ME-ICP41 Ti % 0.01	ME-ICP41 Tl ppm 10	ME-ICP41 U ppm 10	ME-ICP41 V ppm 1	ME-ICP41 W ppm 10	ME-ICP41 Zn ppm 2	Au-AA25 Au ppm 0.01	Ag-GRA21 Ag ppm 5	Cu-AA46 Cu % 0.001	Zn-AA46 Zn % 0.001
L561807		<0.01	<10	<10	8	<10	9650	0.07			
L561808		<0.01	<10	<10	8	<10	1760	0.02			
L561809		<0.01	<10	<10	8	<10	792	0.01			
L561810		<0.01	<10	<10	9	<10	764	0.01			
L561811		<0.01	<10	<10	1	<10	17	<0.01			
L561812		0.10	<10	<10	71	<10	8370	1.29		2.47	
L561813		0.01	<10	<10	9	<10	417	0.02			
L561814		<0.01	<10	<10	9	<10	1930	0.01			
L561815		<0.01	<10	<10	9	<10	721	0.01			
L561816		<0.01	<10	<10	11	<10	361	0.02			
L561817		<0.01	<10	<10	12	<10	506	0.02			
L561818		<0.01	<10	<10	14	<10	387	0.02			
L561819		<0.01	<10	<10	13	<10	217	0.01			
L561820		<0.01	<10	<10	14	<10	154	0.02			
L561821		<0.01	<10	<10	9	<10	1290	0.04			
L561822		<0.01	<10	<10	8	<10	2630	0.02			
L561823		<0.01	<10	20	3	<10	378	<0.01			

ALS Canada Ltd.

2103 Dollarton Hwy
North Vancouver BC V7H 0A7
Phone: 604 984 0221 Fax: 604 984 0218 www.alsglobal.com

To: **EQUITY EXPLORATION CONSULTANTS LTD.**
SUITE 200, 900 WEST HASTINGS STREET
VANCOUVER BC V6C 1E5

Finalized Date: 15-NOV-2011
Account: EIABRX

CERTIFICATE WH11183703

Project: BRX 11- 01

P.O. No.: BRX11-01_22

This report is for 98 Drill Core samples submitted to our lab in Whitehorse, YT, Canada on 12-SEP-2011.

The following have access to data associated with this certificate:

HENRY AWMACK EQUITY ENG EMAIL RYAN TOOLE	DARCY BAKER TOBY HUGHES	WANDA CARTER SORIN POSESCU

SAMPLE PREPARATION

ALS CODE	DESCRIPTION
WEI-21	Received Sample Weight
LOG-24	Pulp Login - Rcd w/o Barcode
LOG-22d	Sample login - Rcd w/o BarCode dup
SPL-21d	Split sample - duplicate
PUL-31d	Pulverize Split - duplicate
LOG-22	Sample login - Rcd w/o BarCode
CRU-QC	Crushing QC Test
PUL-QC	Pulverizing QC Test
CRU-31	Fine crushing - 70% <2mm
SPL-21	Split sample - riffle splitter
PUL-31	Pulverize split to 85% <75 um

ANALYTICAL PROCEDURES

ALS CODE	DESCRIPTION	INSTRUMENT
Ag-GRA21	Ag 30g FA-GRAV finish	WST-SIM
Cu-AA46	Ore grade Cu - aqua regia/AA	AAS
Pb-AA46	Ore grade Pb - aqua regia/AA	AAS
Zn-AA46	Ore grade Zn - aqua regia/AA	AAS
ME-ICP41	35 Element Aqua Regia ICP-AES	ICP-AES
Au-AA25	Ore Grade Au 30g FA AA finish	AAS

To: **EQUITY EXPLORATION CONSULTANTS LTD.**
ATTN: WANDA CARTER
SUITE 200, 900 WEST HASTINGS STREET
VANCOUVER BC V6C 1E5

This is the Final Report and supersedes any preliminary report with this certificate number. Results apply to samples as submitted. All pages of this report have been checked and approved for release.

Signature:
Colin Ramshaw, Vancouver Laboratory Manager

ALS Canada Ltd.

2103 Dollarton Hwy
North Vancouver BC V7H 0A7
Phone: 604 984 0221 Fax: 604 984 0218 www.alsglobal.com

To: **EQUITY EXPLORATION CONSULTANTS LTD.**
SUITE 200, 900 WEST HASTINGS STREET
VANCOUVER BC V6C 1E5

Finalized Date: 15-NOV-2011
Account: EIABRX

Project: BRX 11- 01

CERTIFICATE OF ANALYSIS WH11183703

Sample Description	Method	WEI-21	ME-ICP41	ME-ICP41	ME-ICP41	ME-ICP41	ME-ICP41	ME-ICP41	ME-ICP41	ME-ICP41	ME-ICP41	ME-ICP41	ME-ICP41	ME-ICP41	ME-ICP41	ME-ICP41
	Analyte	Recvd Wt.	Ag	Al	As	B	Ba	Be	Bi	Ca	Cd	Co	Cr	Cu	Fe	Ga
	Units	kg	ppm	%	ppm	ppm	ppm	ppm	ppm	%	ppm	ppm	ppm	ppm	%	ppm
	LOR	0.02	0.2	0.01	2	10	10	0.5	2	0.01	0.5	1	1	1	0.01	10
L561629		3.23	57.5	0.60	6210	<10	90	0.5	4	0.88	44.9	8	4	145	3.64	<10
L561630		3.90	23.0	0.58	7740	<10	80	<0.5	<2	0.89	60.0	7	2	63	3.74	<10
L561631		3.11	11.5	0.52	4030	<10	100	0.5	2	1.10	23.5	7	1	29	3.20	<10
L561632		2.97	17.4	0.46	4520	<10	90	<0.5	<2	0.86	47.8	7	2	46	3.26	<10
L561633		3.01	13.1	0.56	4360	<10	80	0.5	3	1.20	27.3	7	2	32	3.48	<10
L561634		3.13	15.7	0.45	5130	<10	40	<0.5	2	1.23	52.0	6	2	46	3.66	<10
L561635		3.07	16.4	0.46	7110	<10	50	<0.5	<2	0.83	69.2	7	1	51	3.57	<10
L561636		2.63	9.7	0.46	5790	<10	20	<0.5	<2	0.98	50.3	7	1	36	3.66	<10
L561637		2.87	6.8	0.51	5360	<10	100	<0.5	<2	0.73	44.6	7	2	33	3.50	<10
L561638		<0.02	6.4	0.49	5440	<10	70	<0.5	<2	0.72	44.4	7	2	32	3.49	<10
L561639		0.35	<0.2	0.04	51	<10	10	<0.5	2	20.3	<0.5	<1	1	1	0.48	<10
L561640		0.07	84.3	1.61	507	10	30	<0.5	<2	1.98	57.5	27	75	>10000	5.95	10
L561641		3.40	9.4	0.55	6870	<10	60	<0.5	<2	0.84	47.7	8	2	37	4.10	<10
L561642		3.05	17.8	0.54	7210	<10	90	0.5	2	0.78	25.3	8	2	37	3.81	<10
L561643		2.98	73.4	0.57	4780	<10	50	0.5	2	0.93	49.3	7	2	117	3.90	<10
L561644		4.30	31.1	0.63	4780	<10	30	0.5	3	2.19	34.4	6	1	92	3.33	<10
L561645		2.81	1.5	0.48	944	<10	460	<0.5	2	1.78	7.7	4	2	9	1.03	<10
L561646		2.70	0.7	0.50	637	<10	90	<0.5	2	1.84	4.4	2	2	4	1.05	<10
L561647		3.50	4.0	0.54	1695	<10	100	<0.5	2	1.36	12.6	6	1	23	1.96	<10
L561648		3.39	11.9	0.57	5800	<10	90	0.5	5	0.94	16.7	6	1	33	3.40	<10
L561649		3.17	20.1	0.57	6820	<10	80	<0.5	<2	1.15	16.4	8	2	62	4.05	<10
L561650		3.53	61.1	0.52	8810	<10	70	<0.5	3	0.87	57.4	6	2	154	4.09	<10
L561651		3.07	72.1	0.50	5100	<10	70	<0.5	3	0.76	47.8	7	1	165	3.98	<10
L561652		3.28	28.9	0.49	8110	<10	70	<0.5	<2	0.79	14.1	7	1	77	4.12	<10
L561653		2.49	39.5	0.54	7430	<10	50	<0.5	<2	0.97	8.1	8	1	101	4.13	<10
L561654		2.15	79.5	0.46	7650	<10	40	<0.5	4	0.81	34.8	8	1	169	4.72	<10
L561655		2.74	25.2	0.50	6050	<10	40	<0.5	<2	1.43	6.7	8	1	53	3.75	<10
L561656		3.24	28.2	0.50	9870	<10	60	<0.5	2	0.63	8.4	7	1	58	3.98	<10
L561657		3.20	23.8	0.54	7260	<10	70	<0.5	<2	1.16	13.6	8	1	52	4.12	<10
L561658		3.23	57.6	0.50	6290	<10	40	<0.5	2	1.11	29.4	8	1	117	4.83	<10
L561659		2.99	29.6	0.56	4810	<10	80	<0.5	<2	0.84	17.4	6	1	66	3.65	<10
L561660		0.34	0.2	0.03	29	<10	10	<0.5	<2	18.1	<0.5	1	1	3	0.46	<10
L561661		0.08	39.6	0.75	142	<10	10	<0.5	49	0.50	208	172	41	>10000	16.8	10
L561662		3.14	92.0	0.58	6180	<10	30	<0.5	2	1.25	25.6	6	2	148	4.98	<10
L561663		3.45	57.2	0.55	6960	<10	60	<0.5	<2	1.56	13.5	7	1	102	4.67	<10
L561664		3.78	36.9	0.50	6700	<10	80	<0.5	<2	1.32	7.1	7	2	77	3.76	<10
L561665		3.10	13.2	0.52	4080	<10	80	<0.5	<2	1.58	6.4	7	1	36	3.70	<10
L561666		3.03	5.0	0.47	2350	<10	50	<0.5	<2	1.50	5.6	6	1	12	3.45	<10
L561667		2.79	4.1	0.52	894	<10	50	<0.5	<2	0.92	7.1	8	1	12	3.27	<10
L561668		2.95	15.4	0.48	6750	<10	30	<0.5	<2	1.14	23.2	7	1	42	4.33	<10

ALS Canada Ltd.

2103 Dollarton Hwy
North Vancouver BC V7H 0A7
Phone: 604 984 0221 Fax: 604 984 0218 www.alsglobal.com

To: **EQUITY EXPLORATION CONSULTANTS LTD.**
SUITE 200, 900 WEST HASTINGS STREET
VANCOUVER BC V6C 1E5

Finalized Date: 15-NOV-2011
Account: EIABRX

Project: BRX 11- 01

CERTIFICATE OF ANALYSIS WH11183703

Sample Description	Method	ME-ICP41	ME-ICP41	ME-ICP41	ME-ICP41	ME-ICP41	ME-ICP41	ME-ICP41	ME-ICP41	ME-ICP41	ME-ICP41	ME-ICP41	ME-ICP41	ME-ICP41	ME-ICP41	ME-ICP41
	Analyte	Hg	K	La	Mg	Mn	Mo	Na	Ni	P	Pb	S	Sb	Sc	Sr	Th
	Units	ppm	%	ppm	%	ppm	ppm	%	ppm	ppm	ppm	%	ppm	ppm	ppm	ppm
	LOR	1	0.01	10	0.01	5	1	0.01	1	10	2	0.01	2	1	1	20
L561629		<1	0.33	10	0.13	392	2	0.08	6	830	1035	4.05	531	1	273	<20
L561630		1	0.31	10	0.15	415	2	0.07	5	810	673	4.14	334	1	247	<20
L561631		1	0.30	10	0.17	633	2	0.07	5	840	1040	3.55	459	1	281	<20
L561632		1	0.28	10	0.14	493	3	0.06	5	780	704	3.70	351	1	219	<20
L561633		<1	0.31	10	0.23	694	1	0.05	4	840	576	3.75	304	1	271	<20
L561634		<1	0.29	10	0.30	991	1	0.05	5	810	649	3.98	364	1	245	<20
L561635		1	0.28	10	0.14	604	2	0.05	8	810	384	4.01	229	1	183	<20
L561636		1	0.28	10	0.12	494	12	0.05	5	820	547	4.15	296	1	222	<20
L561637		<1	0.30	10	0.10	436	1	0.05	5	850	453	3.96	252	1	207	<20
L561638		<1	0.29	10	0.10	426	1	0.05	6	850	431	3.98	239	1	204	<20
L561639		1	0.02	10	12.20	218	<1	0.02	4	190	2	0.04	2	<1	44	<20
L561640		3	0.35	10	1.37	799	1300	0.10	239	1310	8270	4.53	75	7	204	<20
L561641		1	0.30	10	0.16	516	2	0.06	4	830	584	4.32	296	1	204	<20
L561642		<1	0.32	10	0.11	501	2	0.06	6	830	1770	4.31	772	1	211	<20
L561643		1	0.31	10	0.18	592	2	0.05	5	650	4200	4.74	1835	1	184	<20
L561644		1	0.32	10	0.46	1940	1	0.04	5	680	3060	3.34	1265	1	329	<20
L561645		<1	0.31	10	0.24	2170	2	0.05	2	440	230	0.56	52	1	174	<20
L561646		<1	0.32	10	0.26	2390	2	0.05	2	450	131	0.44	35	1	135	<20
L561647		<1	0.33	10	0.20	1410	1	0.05	4	710	327	1.87	62	1	196	<20
L561648		1	0.32	10	0.16	548	1	0.06	2	840	664	3.77	231	1	222	<20
L561649		1	0.34	10	0.19	579	1	0.06	5	860	564	4.57	290	1	239	<20
L561650		1	0.32	10	0.18	363	2	0.06	8	760	1830	4.88	853	1	190	<20
L561651		1	0.31	10	0.14	303	1	0.07	6	760	1950	4.39	864	1	195	<20
L561652		1	0.31	10	0.11	257	1	0.06	6	830	541	4.21	304	1	200	<20
L561653		<1	0.32	10	0.11	299	2	0.07	6	820	382	4.26	246	1	289	<20
L561654		1	0.28	10	0.14	285	2	0.05	5	640	1270	5.15	644	1	182	<20
L561655		<1	0.29	10	0.16	434	1	0.05	6	790	411	3.86	228	1	253	<20
L561656		<1	0.30	10	0.10	229	1	0.05	5	770	496	3.93	291	1	163	<20
L561657		1	0.30	10	0.23	485	1	0.06	6	710	635	4.20	327	1	268	<20
L561658		1	0.30	10	0.24	482	1	0.05	5	600	1740	5.20	817	1	234	<20
L561659		1	0.32	10	0.19	401	<1	0.04	3	720	462	3.82	259	1	185	<20
L561660		<1	0.01	<10	11.45	203	<1	0.01	1	160	3	0.04	3	<1	39	<20
L561661		13	0.16	10	0.53	695	30	0.03	44	210	5760	>10.0	25	1	16	<20
L561662		1	0.30	10	0.27	641	2	0.04	3	540	1280	5.37	643	1	267	<20
L561663		<1	0.30	10	0.35	731	2	0.05	6	680	776	4.86	428	1	310	<20
L561664		<1	0.30	10	0.32	569	1	0.04	7	830	2130	3.83	963	1	256	<20
L561665		1	0.32	10	0.28	858	1	0.06	3	830	489	3.76	245	1	343	<20
L561666		<1	0.28	10	0.19	1140	<1	0.06	2	770	295	3.62	144	1	349	<20
L561667		<1	0.32	10	0.15	659	<1	0.07	4	830	327	3.47	141	1	200	<20
L561668		1	0.31	10	0.19	591	1	0.05	5	760	395	4.48	204	1	233	<20

ALS Canada Ltd.

2103 Dollarton Hwy
North Vancouver BC V7H 0A7
Phone: 604 984 0221 Fax: 604 984 0218 www.alsglobal.com

To: **EQUITY EXPLORATION CONSULTANTS LTD.**
SUITE 200, 900 WEST HASTINGS STREET
VANCOUVER BC V6C 1E5

Finalized Date: 15-NOV-2011
Account: EIABRX

Project: BRX 11- 01

CERTIFICATE OF ANALYSIS WH11183703

Sample Description	Method / Analyte / Units / LOR	ME-ICP41 Ti % 0.01	ME-ICP41 Tl ppm 10	ME-ICP41 U ppm 10	ME-ICP41 V ppm 1	ME-ICP41 W ppm 10	ME-ICP41 Zn ppm 2	Au-AA25 Au ppm 0.01	Ag-GRA21 Ag ppm 5	Cu-AA46 Cu % 0.001	Pb-AA46 Pb % 0.001	Zn-AA46 Zn % 0.001
L561629		<0.01	<10	<10	7	<10	3160	0.24				
L561630		<0.01	<10	<10	7	10	4440	0.13				
L561631		<0.01	<10	<10	6	<10	1845	0.05				
L561632		<0.01	<10	<10	5	<10	3640	0.04				
L561633		<0.01	<10	<10	6	<10	2190	0.07				
L561634		<0.01	<10	<10	5	10	3810	0.06				
L561635		<0.01	<10	<10	5	10	4950	0.05				
L561636		<0.01	<10	<10	5	10	3720	0.06				
L561637		<0.01	<10	<10	6	10	3610	0.05				
L561638		<0.01	<10	<10	6	<10	3600	0.05				
L561639		<0.01	<10	<10	<1	<10	45	<0.01				
L561640		0.10	<10	<10	75	30	9140	1.31		2.52		
L561641		<0.01	<10	<10	6	10	4040	0.06				
L561642		<0.01	<10	<10	6	<10	2750	0.09				
L561643		<0.01	<10	<10	7	10	7420	0.23				
L561644		<0.01	<10	<10	7	10	3710	0.21				
L561645		<0.01	<10	<10	4	<10	874	0.02				
L561646		<0.01	<10	<10	4	<10	520	0.01				
L561647		<0.01	<10	<10	6	<10	1400	0.07				
L561648		<0.01	<10	<10	6	<10	2110	0.01				
L561649		<0.01	<10	<10	7	10	2490	0.11				
L561650		<0.01	<10	<10	6	20	8510	0.23				
L561651		<0.01	<10	<10	4	<10	6940	0.26				
L561652		<0.01	<10	<10	5	<10	2370	0.27				
L561653		<0.01	<10	<10	5	<10	1665	0.23				
L561654		<0.01	<10	<10	4	<10	7180	0.36				
L561655		<0.01	<10	<10	5	<10	1390	0.17				
L561656		<0.01	<10	<10	5	<10	1615	0.26				
L561657		<0.01	<10	<10	7	<10	2640	0.28				
L561658		<0.01	<10	<10	5	<10	5400	0.47				
L561659		<0.01	<10	<10	5	<10	3250	0.34				
L561660		<0.01	<10	<10	<1	<10	28	0.01				
L561661		0.04	<10	<10	16	10	>10000	0.47		1.290		7.10
L561662		<0.01	<10	<10	6	<10	6370	0.49				
L561663		<0.01	<10	<10	6	<10	3670	0.30				
L561664		<0.01	<10	<10	5	<10	1635	0.24				
L561665		<0.01	<10	<10	5	<10	1180	0.12				
L561666		<0.01	<10	<10	5	<10	804	0.07				
L561667		<0.01	<10	<10	5	<10	932	0.04				
L561668		<0.01	<10	<10	5	<10	2710	0.21				

ALS Canada Ltd.

2103 Dollarton Hwy
North Vancouver BC V7H 0A7
Phone: 604 984 0221 Fax: 604 984 0218 www.alsglobal.com

To: **EQUITY EXPLORATION CONSULTANTS LTD.**
SUITE 200, 900 WEST HASTINGS STREET
VANCOUVER BC V6C 1E5

Finalized Date: 15-NOV-2011
Account: EIABRX

Project: BRX 11- 01

CERTIFICATE OF ANALYSIS WH11183703

Sample Description	Method / Analyte / Units / LOR	WEI-21 Recvd Wt. kg 0.02	ME-ICP41 Ag ppm 0.2	ME-ICP41 Al % 0.01	ME-ICP41 As ppm 2	ME-ICP41 B ppm 10	ME-ICP41 Ba ppm 10	ME-ICP41 Be ppm 0.5	ME-ICP41 Bi ppm 2	ME-ICP41 Ca % 0.01	ME-ICP41 Cd ppm 0.5	ME-ICP41 Co ppm 1	ME-ICP41 Cr ppm 1	ME-ICP41 Cu ppm 1	ME-ICP41 Fe % 0.01	ME-ICP41 Ga ppm 10
L561669		3.28	9.7	0.51	9620	<10	80	<0.5	<2	1.10	5.2	7	1	31	3.96	<10
L561670		2.82	22.8	0.47	>10000	<10	70	<0.5	<2	1.99	7.4	8	2	84	5.10	<10
L561671		3.19	17.0	0.52	7850	<10	50	<0.5	<2	0.78	8.5	8	1	66	4.19	<10
L561672		2.44	12.8	0.53	9650	<10	20	0.5	<2	1.10	5.6	7	2	55	5.10	<10
L561673		2.67	14.2	0.57	6540	<10	50	0.5	<2	1.68	6.4	9	3	72	4.52	<10
L561674		4.38	30.6	0.45	8230	<10	30	<0.5	2	1.33	10.5	8	1	112	4.92	<10
L561675		4.70	>100	0.51	7610	<10	30	<0.5	13	0.56	42.1	7	<1	477	5.70	<10
L561676		2.93	80.7	0.48	8260	<10	50	<0.5	6	0.64	8.8	7	1	205	4.46	<10
L561677		3.08	60.2	0.50	8540	<10	40	<0.5	6	0.58	30.1	7	1	200	5.56	<10
L561678		3.22	4.0	0.41	2040	<10	60	<0.5	<2	0.18	2.3	13	1	13	2.57	<10
L561679		2.77	4.8	0.47	3960	<10	80	<0.5	<2	0.37	3.2	9	1	18	3.24	<10
L561680		1.46	10.4	0.48	7750	<10	60	0.5	<2	1.32	5.2	7	1	19	4.69	<10
L561681		1.18	12.9	0.63	9690	<10	70	0.5	<2	1.68	6.6	6	<1	21	5.36	<10
L561682		0.38	0.2	0.03	62	<10	10	<0.5	<2	18.4	<0.5	1	<1	1	0.44	<10
L561683		0.11	86.4	1.59	471	<10	30	<0.5	5	2.01	54.8	29	76	>10000	6.27	10
L561684		3.13	4.2	0.60	5820	<10	50	0.5	<2	1.89	2.6	6	1	16	4.10	<10
L561685		3.05	2.8	0.51	3170	<10	90	0.5	<2	1.40	1.3	7	1	13	3.42	<10
L561686		2.87	3.9	0.50	3030	<10	70	<0.5	<2	0.62	4.8	7	1	11	3.89	<10
L561687		2.96	3.2	0.52	2590	<10	50	0.5	<2	0.47	2.1	7	1	19	4.10	<10
L561688		2.88	4.8	0.62	4230	<10	70	0.6	<2	0.49	1.4	6	<1	22	3.47	<10
L561689		2.91	7.5	0.49	5090	<10	70	<0.5	<2	0.70	5.8	7	1	19	4.00	<10
L561690		3.18	8.0	0.57	3450	<10	80	0.5	<2	0.93	8.5	6	1	17	3.66	<10
L561691		2.73	5.4	0.48	2450	<10	80	<0.5	<2	0.73	11.2	6	1	12	3.20	<10
L561692		2.97	11.5	0.60	8640	<10	70	<0.5	<2	0.54	21.3	6	1	20	4.62	<10
L561693		3.32	13.6	0.57	8940	<10	60	<0.5	2	0.42	36.8	8	2	29	5.38	<10
L561694		2.89	6.1	0.52	2780	<10	80	0.5	<2	0.58	13.3	7	1	14	3.50	<10
L561695		2.77	7.8	0.51	5120	<10	70	<0.5	<2	0.59	20.4	7	1	15	3.88	<10
L561696		2.90	7.2	0.58	2820	<10	80	<0.5	<2	0.76	15.5	7	1	15	3.46	<10
L561697		2.81	12.0	0.56	9350	<10	50	<0.5	<2	0.52	41.3	7	1	29	4.89	<10
L561698		2.99	10.5	0.61	4790	<10	30	0.5	<2	0.94	25.6	7	1	27	3.87	<10
L561699		5.60	1.8	0.64	489	<10	90	0.6	<2	2.36	2.4	6	1	35	3.41	<10
L561700		3.99	2.3	0.65	278	<10	90	0.7	<2	2.34	0.6	6	1	43	3.32	<10
L561701		3.19	24.2	0.52	6100	<10	50	0.5	<2	0.74	23.5	6	1	44	4.75	<10
L561702		2.69	48.4	0.63	7060	<10	60	0.5	3	0.77	25.6	6	1	83	4.96	<10
L561703		0.39	0.2	0.03	32	<10	10	<0.5	<2	19.1	<0.5	1	<1	<1	0.45	<10
L561704		0.07	39.6	0.77	148	<10	10	<0.5	51	0.52	214	173	42	>10000	17.2	10
L561705		2.85	18.9	0.66	4550	<10	60	<0.5	<2	0.70	16.2	7	3	47	4.32	<10
L561706		2.92	2.1	0.67	228	<10	100	0.7	<2	2.91	0.8	6	1	12	3.49	<10
L561707		3.21	13.7	0.70	3660	<10	50	0.5	<2	1.17	11.0	7	1	26	4.21	<10
L561708		3.39	9.7	0.56	3130	<10	60	<0.5	<2	0.63	9.5	7	1	19	4.39	<10

ALS Canada Ltd.

2103 Dollarton Hwy
North Vancouver BC V7H 0A7
Phone: 604 984 0221 Fax: 604 984 0218 www.alsglobal.com

To: **EQUITY EXPLORATION CONSULTANTS LTD.**
SUITE 200, 900 WEST HASTINGS STREET
VANCOUVER BC V6C 1E5

Finalized Date: 15-NOV-2011
Account: EIABRX

Project: BRX 11- 01

CERTIFICATE OF ANALYSIS WH11183703

Sample Description	Method	ME-ICP41	ME-ICP41	ME-ICP41	ME-ICP41	ME-ICP41	ME-ICP41	ME-ICP41	ME-ICP41	ME-ICP41	ME-ICP41	ME-ICP41	ME-ICP41	ME-ICP41	ME-ICP41	ME-ICP41
	Analyte	Hg	K	La	Mg	Mn	Mo	Na	Ni	P	Pb	S	Sb	Sc	Sr	Th
	Units	ppm	%	ppm	%	ppm	ppm	%	ppm	ppm	ppm	%	ppm	ppm	ppm	ppm
	LOR	1	0.01	10	0.01	5	1	0.01	1	10	2	0.01	2	1	1	20
L561669		<1	0.32	10	0.19	541	1	0.04	6	750	636	3.87	305	1	206	<20
L561670		<1	0.30	10	0.53	1015	1	0.04	10	710	2900	4.91	1330	1	298	<20
L561671		<1	0.33	10	0.17	403	1	0.05	7	760	486	4.20	270	1	161	<20
L561672		1	0.33	10	0.34	668	1	0.05	8	730	794	5.08	298	1	196	<20
L561673		<1	0.36	10	0.33	1320	1	0.06	9	990	334	4.65	190	1	304	<20
L561674		<1	0.29	10	0.31	961	3	0.05	9	750	3450	5.11	1410	1	260	<20
L561675		1	0.32	10	0.12	384	2	0.06	5	800	>10000	7.47	8260	1	134	<20
L561676		1	0.28	10	0.17	438	1	0.06	4	860	2330	4.54	667	1	150	<20
L561677		<1	0.31	10	0.12	421	1	0.06	4	800	>10000	6.54	3300	1	147	<20
L561678		<1	0.25	20	0.03	81	2	0.07	12	550	146	2.70	32	1	103	<20
L561679		1	0.30	20	0.05	191	<1	0.07	5	850	225	3.34	44	1	129	<20
L561680		<1	0.29	10	0.31	962	1	0.05	4	790	1450	4.67	67	1	233	<20
L561681		<1	0.32	10	0.45	1225	1	0.06	3	810	1815	5.24	79	1	276	<20
L561682		<1	0.02	<10	11.55	208	<1	0.01	1	160	18	0.05	<2	<1	39	<20
L561683		3	0.35	10	1.40	786	1270	0.09	236	1250	7720	4.31	71	7	202	<20
L561684		<1	0.33	10	0.63	1410	1	0.05	1	790	301	3.82	39	1	341	<20
L561685		<1	0.32	20	0.40	1065	2	0.06	3	850	112	3.36	19	1	265	<20
L561686		<1	0.33	10	0.13	533	<1	0.06	2	850	304	3.99	22	1	151	<20
L561687		<1	0.30	20	0.12	359	3	0.07	7	840	183	4.27	25	1	146	<20
L561688		<1	0.32	20	0.20	456	5	0.07	4	830	144	3.37	31	1	165	<20
L561689		<1	0.28	10	0.21	706	1	0.06	4	900	342	3.92	42	1	165	<20
L561690		<1	0.33	20	0.31	961	1	0.06	2	820	231	3.60	25	1	221	<20
L561691		<1	0.29	10	0.20	759	<1	0.06	2	860	316	3.23	21	1	174	<20
L561692		1	0.32	10	0.21	622	1	0.06	3	810	802	4.54	63	1	143	<20
L561693		1	0.31	10	0.17	459	1	0.06	9	830	503	5.45	68	1	143	<20
L561694		<1	0.32	10	0.15	632	2	0.06	3	860	207	3.61	22	1	172	<20
L561695		<1	0.29	10	0.20	746	1	0.05	3	780	309	3.86	37	1	181	<20
L561696		<1	0.31	20	0.26	1055	<1	0.06	3	830	247	3.39	24	1	224	<20
L561697		1	0.29	10	0.20	650	1	0.06	4	780	405	4.84	69	1	184	<20
L561698		1	0.33	10	0.29	2080	<1	0.05	3	820	459	3.82	47	1	239	<20
L561699		<1	0.30	20	0.75	8250	<1	0.07	2	780	74	3.12	24	2	241	<20
L561700		<1	0.32	20	0.81	3590	<1	0.08	2	810	64	3.12	24	2	243	<20
L561701		1	0.30	10	0.20	921	1	0.06	2	830	766	4.84	78	1	170	<20
L561702		<1	0.34	20	0.26	908	2	0.06	4	800	508	4.99	111	1	185	<20
L561703		<1	0.01	<10	12.05	210	<1	0.01	1	170	3	0.04	<2	<1	39	<20
L561704		14	0.16	10	0.55	715	31	0.03	44	210	5920	>10.0	31	1	16	<20
L561705		<1	0.32	10	0.26	1085	2	0.05	6	800	301	4.17	60	1	165	<20
L561706		1	0.32	10	1.07	10900	<1	0.08	3	790	45	3.06	9	2	257	<20
L561707		<1	0.36	10	0.41	1630	1	0.07	3	830	620	4.05	38	1	235	<20
L561708		<1	0.31	10	0.21	712	1	0.06	4	810	725	4.43	32	1	171	<20

ALS Canada Ltd.

2103 Dollarton Hwy
North Vancouver BC V7H 0A7
Phone: 604 984 0221 Fax: 604 984 0218 www.alsglobal.com

To: **EQUITY EXPLORATION CONSULTANTS LTD.**
SUITE 200, 900 WEST HASTINGS STREET
VANCOUVER BC V6C 1E5

Finalized Date: 15-NOV-2011
Account: EIABRX

Project: BRX 11- 01

CERTIFICATE OF ANALYSIS WH11183703

Sample Description	Method / Analyte / Units / LOR	ME-ICP41 Ti % 0.01	ME-ICP41 Tl ppm 10	ME-ICP41 U ppm 10	ME-ICP41 V ppm 1	ME-ICP41 W ppm 10	ME-ICP41 Zn ppm 2	Au-AA25 Au ppm 0.01	Ag-GRA21 Ag ppm 5	Cu-AA46 Cu % 0.001	Pb-AA46 Pb % 0.001	Zn-AA46 Zn % 0.001
L561669		<0.01	<10	<10	5	<10	704	0.13				
L561670		<0.01	<10	<10	5	<10	1125	0.11				
L561671		<0.01	<10	<10	5	<10	1350	0.21				
L561672		<0.01	<10	<10	5	<10	909	0.07				
L561673		<0.01	<10	<10	6	<10	990	0.07				
L561674		<0.01	<10	<10	6	<10	1755	0.23				
L561675		<0.01	<10	<10	5	<10	9390	0.86	189		2.24	
L561676		<0.01	<10	<10	4	<10	1535	0.53				
L561677		<0.01	<10	<10	5	<10	4740	0.70			1.080	
L561678		<0.01	<10	<10	5	<10	360	0.09				
L561679		<0.01	<10	<10	4	<10	470	0.10				
L561680		<0.01	<10	<10	5	<10	735	0.14				
L561681		<0.01	<10	<10	6	<10	916	0.15				
L561682		<0.01	<10	<10	1	<10	18	0.01				
L561683		0.10	<10	<10	75	<10	8670	1.44		2.32		
L561684		<0.01	<10	<10	7	<10	401	0.08				
L561685		<0.01	<10	<10	6	<10	185	0.04				
L561686		<0.01	<10	<10	5	<10	637	0.05				
L561687		<0.01	<10	<10	5	<10	276	0.02				
L561688		<0.01	<10	<10	6	<10	165	0.06				
L561689		<0.01	<10	<10	5	<10	695	0.06				
L561690		<0.01	<10	<10	5	<10	942	0.05				
L561691		<0.01	<10	<10	4	<10	1280	0.04				
L561692		<0.01	<10	<10	6	<10	2430	0.11				
L561693		<0.01	<10	<10	6	<10	4080	0.13				
L561694		<0.01	<10	<10	5	<10	1565	0.03				
L561695		<0.01	<10	<10	5	<10	2490	0.08				
L561696		<0.01	<10	<10	6	<10	1915	0.07				
L561697		<0.01	<10	<10	5	<10	4940	0.32				
L561698		<0.01	<10	<10	7	<10	3040	0.23				
L561699		<0.01	<10	<10	13	<10	333	0.04				
L561700		<0.01	<10	<10	13	<10	96	0.03				
L561701		<0.01	<10	<10	5	<10	2650	0.31				
L561702		<0.01	<10	<10	6	<10	2900	0.52				
L561703		<0.01	<10	<10	1	<10	22	0.01				
L561704		0.04	10	<10	16	10	>10000	0.46		1.415		7.19
L561705		<0.01	<10	<10	8	<10	2020	0.30				
L561706		<0.01	<10	<10	17	<10	130	0.01				
L561707		<0.01	<10	<10	8	<10	1480	0.20				
L561708		<0.01	<10	<10	5	<10	1330	0.17				

ALS Canada Ltd.

2103 Dollarton Hwy
North Vancouver BC V7H 0A7
Phone: 604 984 0221 Fax: 604 984 0218 www.alsglobal.com

To: **EQUITY EXPLORATION CONSULTANTS LTD.**
SUITE 200, 900 WEST HASTINGS STREET
VANCOUVER BC V6C 1E5

Finalized Date: 15-NOV-2011
Account: EIABRX

Project: BRX 11- 01

CERTIFICATE OF ANALYSIS WH11183703

Sample Description	Method	WEI-21	ME-ICP41	ME-ICP41	ME-ICP41	ME-ICP41	ME-ICP41	ME-ICP41	ME-ICP41	ME-ICP41	ME-ICP41	ME-ICP41	ME-ICP41	ME-ICP41	ME-ICP41	ME-ICP41
	Analyte	Recvd Wt.	Ag	Al	As	B	Ba	Be	Bi	Ca	Cd	Co	Cr	Cu	Fe	Ga
	Units	kg	ppm	%	ppm	ppm	ppm	ppm	ppm	%	ppm	ppm	ppm	ppm	%	ppm
	LOR	0.02	0.2	0.01	2	10	10	0.5	2	0.01	0.5	1	1	1	0.01	10
L561709		3.17	11.2	0.61	4750	<10	60	<0.5	<2	0.76	16.0	7	1	23	4.63	<10
L561710		2.68	16.0	0.57	4760	<10	20	<0.5	<2	0.70	23.5	7	1	34	5.43	<10
L561711		3.01	11.8	0.64	3050	<10	50	0.5	<2	0.53	26.5	7	1	26	5.15	<10
L561712		4.35	15.9	0.56	4290	<10	40	<0.5	<2	0.48	16.3	8	2	52	5.04	<10
L561713		5.95	8.1	0.69	2710	<10	50	0.5	<2	1.62	4.6	9	<1	17	4.87	<10
L561714		2.96	4.8	0.46	2200	<10	50	0.5	<2	0.73	5.7	10	<1	17	4.44	<10
L561715		2.93	7.7	0.54	2190	<10	40	0.6	<2	0.72	24.1	10	<1	30	5.09	<10
L561716		2.80	9.7	0.45	2130	<10	50	0.5	<2	1.16	24.0	9	<1	39	4.34	<10
L561717		3.05	5.5	0.48	1550	<10	30	0.5	<2	1.26	21.1	10	<1	33	3.98	<10
L561718		2.56	6.2	0.42	2230	<10	20	0.5	<2	0.64	18.7	10	<1	31	4.12	<10
L561719		2.82	8.4	0.46	1540	<10	20	<0.5	<2	0.69	75.6	8	<1	139	4.29	<10
L561720		2.82	6.1	0.43	858	<10	20	0.5	2	0.43	150.0	8	1	247	4.35	<10
L561721		2.85	4.0	0.51	641	<10	20	0.5	2	0.75	119.0	9	2	160	4.01	<10
L561722		2.45	4.0	0.41	904	<10	10	<0.5	<2	0.81	97.7	7	1	168	3.63	<10
L561723		2.60	6.3	0.45	1100	<10	20	<0.5	<2	0.54	65.7	7	2	163	4.20	<10
L561724		<0.02	6.2	0.45	1065	<10	20	<0.5	<2	0.53	65.8	7	1	163	4.17	<10
L561725		0.42	0.2	0.05	12	<10	20	<0.5	<2	17.5	<0.5	1	1	28	0.45	<10
L561726		0.07	83.9	1.61	467	<10	40	<0.5	13	2.05	54.5	27	76	>10000	6.25	10

ALS Canada Ltd.

2103 Dollarton Hwy
North Vancouver BC V7H 0A7
Phone: 604 984 0221 Fax: 604 984 0218 www.alsglobal.com

To: **EQUITY EXPLORATION CONSULTANTS LTD.**
SUITE 200, 900 WEST HASTINGS STREET
VANCOUVER BC V6C 1E5

Finalized Date: 15-NOV-2011
Account: EIABRX

Project: BRX 11- 01

CERTIFICATE OF ANALYSIS WH11183703

Sample Description	Method	ME-ICP41	ME-ICP41	ME-ICP41	ME-ICP41	ME-ICP41	ME-ICP41	ME-ICP41	ME-ICP41	ME-ICP41	ME-ICP41	ME-ICP41	ME-ICP41	ME-ICP41	ME-ICP41	ME-ICP41
	Analyte	Hg	K	La	Mg	Mn	Mo	Na	Ni	P	Pb	S	Sb	Sc	Sr	Th
	Units	ppm	%	ppm	%	ppm	ppm	%	ppm	ppm	ppm	%	ppm	ppm	ppm	ppm
	LOR	1	0.01	10	0.01	5	1	0.01	1	10	2	0.01	2	1	1	20
L561709		<1	0.34	10	0.26	728	1	0.06	6	810	1180	4.69	47	1	192	<20
L561710		1	0.31	10	0.23	584	1	0.06	4	780	2220	5.66	51	1	199	<20
L561711		1	0.35	10	0.17	466	2	0.06	5	810	1345	5.82	37	1	146	<20
L561712		<1	0.30	10	0.16	368	2	0.06	9	810	1195	5.58	57	1	131	<20
L561713		<1	0.34	10	0.46	944	1	0.06	6	900	564	5.05	42	1	251	<20
L561714		<1	0.29	10	0.10	361	1	0.06	6	890	338	4.79	28	1	165	<20
L561715		<1	0.33	10	0.09	312	1	0.07	6	910	820	6.01	33	1	169	<20
L561716		<1	0.28	10	0.14	531	1	0.07	6	930	842	4.82	47	1	231	<20
L561717		1	0.31	10	0.32	780	1	0.08	7	950	333	4.25	47	2	223	<20
L561718		<1	0.28	10	0.12	401	1	0.07	6	960	428	4.51	45	1	236	<20
L561719		1	0.30	10	0.09	391	1	0.06	5	860	470	4.99	99	1	274	<20
L561720		2	0.29	10	0.07	254	2	0.06	10	800	625	5.77	148	1	120	<20
L561721		1	0.32	10	0.09	355	3	0.07	11	820	529	4.90	56	1	167	<20
L561722		1	0.27	10	0.16	519	3	0.06	7	780	613	4.32	95	1	210	<20
L561723		<1	0.30	10	0.12	366	3	0.05	21	760	729	4.72	120	1	133	<20
L561724		1	0.30	10	0.12	355	2	0.05	11	770	711	4.71	119	1	130	<20
L561725		<1	0.02	<10	11.15	197	1	<0.01	5	170	12	0.04	<2	<1	43	<20
L561726		2	0.38	10	1.43	789	1275	0.09	240	1240	7660	4.27	71	7	206	<20

ALS Canada Ltd.

2103 Dollarton Hwy
North Vancouver BC V7H 0A7
Phone: 604 984 0221 Fax: 604 984 0218 www.alsglobal.com

To: **EQUITY EXPLORATION CONSULTANTS LTD.**
SUITE 200, 900 WEST HASTINGS STREET
VANCOUVER BC V6C 1E5

Finalized Date: 15-NOV-2011
Account: EIABRX

Project: BRX 11- 01

CERTIFICATE OF ANALYSIS WH11183703

Sample Description	Method / Analyte / Units / LOR	ME-ICP41 Ti % 0.01	ME-ICP41 Tl ppm 10	ME-ICP41 U ppm 10	ME-ICP41 V ppm 1	ME-ICP41 W ppm 10	ME-ICP41 Zn ppm 2	Au-AA25 Au ppm 0.01	Ag-GRA21 Ag ppm 5	Cu-AA46 Cu % 0.001	Pb-AA46 Pb % 0.001	Zn-AA46 Zn % 0.001
L561709		<0.01	<10	<10	7	<10	2430	0.21				
L561710		<0.01	<10	<10	6	<10	3380	0.31				
L561711		<0.01	<10	<10	7	<10	3690	0.26				
L561712		<0.01	<10	<10	6	<10	2560	0.14				
L561713		<0.01	<10	<10	10	<10	736	0.08				
L561714		<0.01	<10	<10	7	<10	796	0.09				
L561715		<0.01	<10	<10	8	<10	2620	0.08				
L561716		<0.01	<10	<10	6	<10	2750	0.34				
L561717		<0.01	<10	<10	8	<10	2740	0.45				
L561718		<0.01	<10	<10	6	<10	2540	1.00				
L561719		<0.01	<10	<10	5	<10	8350	0.43				
L561720		<0.01	<10	<10	5	<10	>10000	0.39				1.610
L561721		<0.01	<10	<10	6	<10	>10000	0.42				1.285
L561722		<0.01	<10	<10	5	<10	>10000	0.58				1.095
L561723		<0.01	<10	<10	5	<10	7620	0.91				
L561724		<0.01	<10	<10	5	<10	7560	0.91				
L561725		<0.01	<10	<10	1	<10	65	0.01				
L561726		0.11	<10	<10	78	<10	8640	1.31		2.53		

ALS Canada Ltd.

2103 Dollarton Hwy
North Vancouver BC V7H 0A7
Phone: 604 984 0221 Fax: 604 984 0218 www.alsglobal.com

To: **EQUITY EXPLORATION CONSULTANTS LTD.**
SUITE 200, 900 WEST HASTINGS STREET
VANCOUVER BC V6C 1E5

Finalized Date: 7-NOV-2011
Account: EIABRX

CERTIFICATE WH11183702

Project: BRX11 - 01

P.O. No.: BRX11-01_22

This report is for 90 Drill Core samples submitted to our lab in Whitehorse, YT, Canada on 12-SEP-2011.

The following have access to data associated with this certificate:

HENRY AWMACK EQUITY ENG EMAIL RYAN TOOLE	DARCY BAKER TOBY HUGHES	WANDA CARTER SORIN POSESCU

SAMPLE PREPARATION

ALS CODE	DESCRIPTION
WEI-21	Received Sample Weight
LOG-24	Pulp Login - Rcd w/o Barcode
LOG-22d	Sample login - Rcd w/o BarCode dup
SPL-21d	Split sample - duplicate
PUL-31d	Pulverize Split - duplicate
LOG-22	Sample login - Rcd w/o BarCode
CRU-QC	Crushing QC Test
PUL-QC	Pulverizing QC Test
CRU-31	Fine crushing - 70% <2mm
SPL-21	Split sample - riffle splitter
PUL-31	Pulverize split to 85% <75 um

ANALYTICAL PROCEDURES

ALS CODE	DESCRIPTION	INSTRUMENT
Ag-GRA21	Ag 30g FA-GRAV finish	WST-SIM
Cu-AA46	Ore grade Cu - aqua regia/AA	AAS
Zn-AA46	Ore grade Zn - aqua regia/AA	AAS
ME-ICP41	35 Element Aqua Regia ICP-AES	ICP-AES
Au-AA25	Ore Grade Au 30g FA AA finish	AAS

To: **EQUITY EXPLORATION CONSULTANTS LTD.**
ATTN: WANDA CARTER
SUITE 200, 900 WEST HASTINGS STREET
VANCOUVER BC V6C 1E5

This is the Final Report and supersedes any preliminary report with this certificate number. Results apply to samples as submitted. All pages of this report have been checked and approved for release.

Signature:
Colin Ramshaw, Vancouver Laboratory Manager

ALS Canada Ltd.

2103 Dollarton Hwy
North Vancouver BC V7H 0A7
Phone: 604 984 0221 Fax: 604 984 0218 www.alsglobal.com

To: **EQUITY EXPLORATION CONSULTANTS LTD.**
SUITE 200, 900 WEST HASTINGS STREET
VANCOUVER BC V6C 1E5

Finalized Date: 7-NOV-2011
Account: EIABRX

Project: BRX11 - 01

CERTIFICATE OF ANALYSIS WH11183702

Sample Description	Method / Analyte / Units / LOR	WEI-21 Recvd Wt. kg 0.02	ME-ICP41 Ag ppm 0.2	ME-ICP41 Al % 0.01	ME-ICP41 As ppm 2	ME-ICP41 B ppm 10	ME-ICP41 Ba ppm 10	ME-ICP41 Be ppm 0.5	ME-ICP41 Bi ppm 2	ME-ICP41 Ca % 0.01	ME-ICP41 Cd ppm 0.5	ME-ICP41 Co ppm 1	ME-ICP41 Cr ppm 1	ME-ICP41 Cu ppm 1	ME-ICP41 Fe % 0.01	ME-ICP41 Ga ppm 10
L561539		6.15	<0.2	1.16	205	<10	150	0.5	2	3.50	<0.5	6	3	10	3.03	<10
L561540		2.84	<0.2	0.90	79	<10	130	0.6	3	3.05	<0.5	6	2	11	2.78	<10
L561541		2.71	<0.2	0.95	152	<10	120	0.6	2	1.28	<0.5	9	1	11	3.57	<10
L561542		2.72	<0.2	1.00	64	<10	140	0.6	2	3.49	<0.5	6	1	11	2.60	<10
L561543		2.64	<0.2	0.87	115	<10	130	0.5	2	3.49	<0.5	6	1	12	2.86	<10
L561544		2.96	<0.2	1.44	208	<10	130	0.5	2	3.23	<0.5	6	2	14	2.74	<10
L561545		2.61	<0.2	1.16	109	<10	130	0.5	<2	3.43	<0.5	5	1	17	2.40	<10
L561546		2.80	<0.2	1.20	98	<10	130	0.6	3	2.63	<0.5	7	2	13	2.85	<10
L561547		2.83	<0.2	1.02	123	<10	130	0.7	2	2.85	<0.5	6	1	12	3.02	<10
L561548		2.39	<0.2	0.82	121	<10	130	0.6	2	1.94	<0.5	6	1	13	2.78	<10
L561549		3.30	<0.2	0.79	102	<10	120	0.6	3	2.07	<0.5	6	1	9	2.77	<10
L561550		3.05	<0.2	0.80	139	<10	110	0.5	2	1.79	<0.5	7	1	10	3.17	<10
L561551		2.64	0.2	0.85	73	<10	110	0.5	2	1.85	<0.5	6	1	14	2.64	<10
L561552		<0.02	<0.2	0.88	72	<10	110	0.5	2	1.89	<0.5	6	1	14	2.66	<10
L561553		0.36	<0.2	0.05	<2	<10	10	<0.5	<2	18.3	<0.5	1	<1	1	0.49	<10
L561554		0.08	78.6	1.58	472	10	40	<0.5	7	1.99	52.7	27	74	>10000	6.20	10
L561555		2.99	<0.2	0.82	128	<10	150	0.7	2	2.85	<0.5	6	2	22	2.54	<10
L561556		2.87	<0.2	0.72	258	<10	140	1.0	3	2.99	0.5	7	1	11	3.47	<10
L561557		3.03	3.1	0.75	618	<10	100	0.6	2	0.97	48.5	7	1	28	3.93	<10
L561558		2.90	5.0	0.60	2110	<10	120	0.5	3	0.79	41.6	8	2	38	3.13	<10
L561559		2.92	4.1	0.61	1910	<10	90	0.5	<2	1.48	29.8	10	2	38	3.50	<10
L561560		2.81	3.0	0.80	907	<10	90	0.5	<2	1.91	20.8	7	1	23	3.55	<10
L561561		2.97	18.1	0.98	2710	<10	70	0.5	<2	0.61	206	7	2	31	3.29	<10
L561562		2.96	14.8	0.95	6030	<10	20	0.5	<2	0.65	89.1	6	3	45	5.15	<10
L561563		2.85	7.3	1.00	3430	<10	70	0.5	<2	1.04	32.2	8	4	37	4.04	<10
L561564		2.49	7.0	0.99	2700	<10	70	0.6	<2	1.39	28.3	6	2	46	4.26	<10
L561565		3.09	7.1	0.81	3050	<10	60	0.5	<2	0.99	24.2	7	2	42	4.24	<10
L561566		3.13	6.0	0.72	2330	<10	80	0.5	<2	1.30	22.5	8	2	25	3.33	<10
L561567		2.87	10.2	0.91	3290	<10	80	0.6	<2	1.04	62.5	7	3	34	3.92	<10
L561568		2.84	8.3	0.80	2890	<10	80	0.6	<2	1.02	56.0	7	3	36	3.76	<10
L561569		3.34	5.5	0.76	3340	<10	80	0.6	<2	0.87	35.3	8	2	34	3.73	<10
L561570		3.13	4.9	0.94	2640	<10	30	0.5	<2	0.76	20.2	8	3	34	4.10	<10
L561571		2.86	5.3	0.60	1850	<10	70	0.5	<2	0.49	25.2	6	2	16	3.25	<10
L561572		2.82	6.9	0.83	2030	<10	70	<0.5	<2	0.43	40.1	6	2	13	4.31	<10
L561573		2.41	7.2	0.71	1990	<10	40	0.5	<2	0.40	37.9	7	2	16	4.12	<10
L561574		0.37	<0.2	0.04	9	<10	<10	<0.5	<2	19.0	<0.5	<1	1	1	0.44	<10
L561575		0.06	40.6	0.83	146	<10	<10	<0.5	56	0.51	220	169	48	>10000	17.5	10
L561576		2.75	4.3	0.58	999	<10	90	<0.5	<2	0.56	30.8	6	2	29	2.85	<10
L561577		2.94	10.2	0.56	2790	<10	20	<0.5	<2	0.99	66.6	6	2	24	3.46	<10
L561578		3.18	8.4	0.69	3300	<10	80	0.5	<2	0.63	34.7	7	2	27	3.64	<10

ALS Canada Ltd.
2103 Dollarton Hwy
North Vancouver BC V7H 0A7
Phone: 604 984 0221 Fax: 604 984 0218 www.alsglobal.com

To: **EQUITY EXPLORATION CONSULTANTS LTD.**
SUITE 200, 900 WEST HASTINGS STREET
VANCOUVER BC V6C 1E5

Finalized Date: 7-NOV-2011
Account: EIABRX

Project: BRX11 - 01

CERTIFICATE OF ANALYSIS WH11183702

Sample Description	Method / Analyte / Units / LOR	ME-ICP41 Hg ppm 1	ME-ICP41 K % 0.01	ME-ICP41 La ppm 10	ME-ICP41 Mg % 0.01	ME-ICP41 Mn ppm 5	ME-ICP41 Mo ppm 1	ME-ICP41 Na % 0.01	ME-ICP41 Ni ppm 1	ME-ICP41 P ppm 10	ME-ICP41 Pb ppm 2	ME-ICP41 S % 0.01	ME-ICP41 Sb ppm 2	ME-ICP41 Sc ppm 1	ME-ICP41 Sr ppm 1	ME-ICP41 Th ppm 20
L561539		<1	0.27	20	0.64	2040	<1	0.04	5	810	13	2.05	15	2	274	<20
L561540		<1	0.27	20	0.57	1535	1	0.04	5	840	20	2.42	12	2	289	<20
L561541		<1	0.28	20	0.47	649	1	0.03	7	880	22	3.51	14	1	178	<20
L561542		<1	0.30	10	0.76	1930	<1	0.03	5	800	19	2.00	8	2	344	<20
L561543		<1	0.29	10	0.47	1825	<1	0.03	5	820	18	2.39	11	2	266	<20
L561544		<1	0.28	20	0.83	2400	<1	0.03	5	820	15	1.17	15	2	292	<20
L561545		<1	0.28	20	0.70	2340	<1	0.04	4	830	20	1.16	18	2	293	<20
L561546		<1	0.28	10	1.06	2400	<1	0.03	5	810	21	1.90	15	2	344	<20
L561547		<1	0.25	10	1.42	2480	<1	0.03	4	770	16	2.42	9	2	598	<20
L561548		<1	0.30	10	0.79	1570	1	0.03	4	830	22	2.47	11	2	335	<20
L561549		<1	0.28	10	0.89	1685	1	0.03	5	800	18	2.49	9	2	383	<20
L561550		<1	0.26	10	0.87	1555	3	0.03	6	760	19	3.03	11	1	348	<20
L561551		<1	0.27	10	0.85	2130	1	0.03	5	800	25	2.20	16	2	277	<20
L561552		<1	0.28	10	0.87	2180	1	0.03	5	790	26	2.17	16	2	280	<20
L561553		<1	0.03	<10	11.85	222	<1	0.03	4	180	<2	0.07	<2	<1	42	<20
L561554		2	0.36	10	1.39	771	1240	0.11	240	1230	7720	4.10	69	7	210	<20
L561555		<1	0.32	10	1.17	3380	1	0.04	5	850	32	2.10	14	2	244	<20
L561556		<1	0.29	10	1.16	3890	1	0.04	6	940	34	3.19	13	1	234	<20
L561557		<1	0.29	10	0.36	1735	<1	0.03	5	1010	1090	4.00	123	1	138	<20
L561558		1	0.28	10	0.17	911	3	0.03	11	940	1270	3.17	97	1	164	<20
L561559		<1	0.27	10	0.22	1495	3	0.03	11	830	856	3.79	60	2	342	<20
L561560		1	0.27	10	0.44	2330	1	0.03	3	790	539	3.45	49	2	418	<20
L561561		2	0.29	20	0.38	827	2	0.03	7	780	4590	3.82	118	1	103	<20
L561562		2	0.29	10	0.34	805	3	0.03	7	780	2310	6.36	125	1	146	<20
L561563		1	0.31	10	0.42	1115	4	0.03	11	800	1090	4.10	96	1	224	<20
L561564		1	0.29	10	0.51	1335	4	0.03	5	770	946	4.32	111	2	286	<20
L561565		<1	0.28	10	0.30	1000	4	0.03	5	810	885	4.48	83	1	267	<20
L561566		1	0.28	10	0.27	1150	1	0.03	9	870	754	3.35	53	1	338	<20
L561567		1	0.29	10	0.36	986	5	0.03	9	760	1570	4.03	75	1	277	<20
L561568		1	0.28	10	0.30	810	1	0.03	10	830	1320	4.01	70	1	296	<20
L561569		1	0.28	10	0.23	677	2	0.03	7	850	872	3.90	58	1	288	<20
L561570		1	0.33	10	0.29	667	2	0.04	9	800	665	4.01	55	1	182	<20
L561571		<1	0.30	10	0.11	363	1	0.04	3	790	892	3.46	60	1	130	<20
L561572		1	0.26	10	0.30	521	1	0.04	2	780	1040	4.16	43	1	103	<20
L561573		1	0.30	10	0.16	355	1	0.04	2	800	928	4.44	37	1	91	<20
L561574		<1	0.02	<10	11.95	208	<1	0.02	1	170	5	0.02	<2	<1	56	<20
L561575		14	0.16	10	0.54	698	35	0.05	44	220	6070	>10.0	28	2	17	<20
L561576		<1	0.29	10	0.15	438	<1	0.04	3	790	667	2.94	24	1	91	<20
L561577		1	0.29	10	0.28	682	<1	0.04	3	750	1370	3.93	58	1	184	<20
L561578		<1	0.31	10	0.21	689	2	0.04	5	760	1120	3.69	52	1	112	<20

ALS Canada Ltd.

2103 Dollarton Hwy
North Vancouver BC V7H 0A7
Phone: 604 984 0221 Fax: 604 984 0218 www.alsglobal.com

To: **EQUITY EXPLORATION CONSULTANTS LTD.**
SUITE 200, 900 WEST HASTINGS STREET
VANCOUVER BC V6C 1E5

Finalized Date: 7-NOV-2011
Account: EIABRX

Project: BRX11 - 01

CERTIFICATE OF ANALYSIS WH11183702

Sample Description	Method / Analyte / Units / LOR	ME-ICP41 Ti % 0.01	ME-ICP41 Tl ppm 10	ME-ICP41 U ppm 10	ME-ICP41 V ppm 1	ME-ICP41 W ppm 10	ME-ICP41 Zn ppm 2	Au-AA25 Au ppm 0.01	Ag-GRA21 Ag ppm 5	Cu-AA46 Cu % 0.001	Zn-AA46 Zn % 0.001
L561539		0.01	<10	<10	14	<10	79	0.01			
L561540		0.01	<10	<10	10	<10	44	0.01			
L561541		0.01	<10	<10	9	<10	53	0.01			
L561542		0.01	<10	<10	11	<10	48	<0.01			
L561543		0.01	<10	<10	10	<10	56	<0.01			
L561544		0.01	<10	<10	19	<10	63	<0.01			
L561545		0.01	<10	<10	15	<10	64	<0.01			
L561546		0.01	<10	<10	16	<10	61	<0.01			
L561547		0.01	<10	<10	12	<10	52	<0.01			
L561548		0.01	<10	<10	9	<10	39	<0.01			
L561549		0.01	<10	<10	10	<10	34	0.01			
L561550		0.01	<10	<10	8	<10	32	<0.01			
L561551		0.01	<10	<10	11	<10	50	<0.01			
L561552		0.01	<10	<10	11	<10	51	<0.01			
L561553		0.01	<10	10	2	<10	11	<0.01			
L561554		0.11	<10	<10	76	30	8480	1.25		2.58	
L561555		0.01	<10	<10	15	<10	35	<0.01			
L561556		0.01	<10	<10	8	<10	166	0.01			
L561557		0.01	<10	<10	9	10	5160	0.01			
L561558		0.01	<10	<10	7	<10	3950	0.02			
L561559		<0.01	<10	<10	6	<10	2940	0.07			
L561560		<0.01	<10	<10	7	<10	2390	0.01			
L561561		<0.01	<10	<10	10	<10	>10000	0.05			1.835
L561562		<0.01	<10	<10	11	<10	>10000	0.05			1.275
L561563		<0.01	<10	<10	11	<10	4580	0.02			
L561564		<0.01	<10	<10	11	<10	3830	0.04			
L561565		<0.01	<10	<10	8	<10	3300	0.02			
L561566		<0.01	<10	<10	8	<10	2410	0.01			
L561567		<0.01	<10	<10	10	<10	5750	0.02			
L561568		<0.01	<10	<10	8	<10	5190	0.01			
L561569		<0.01	<10	<10	8	<10	3330	<0.01			
L561570		<0.01	<10	<10	10	<10	1940	0.03			
L561571		<0.01	<10	<10	5	<10	2450	0.01			
L561572		<0.01	<10	<10	11	<10	3870	0.01			
L561573		<0.01	<10	<10	11	<10	3480	0.01			
L561574		<0.01	<10	10	<1	<10	28	<0.01			
L561575		0.04	<10	<10	18	10	>10000	0.43		1.355	7.05
L561576		<0.01	<10	<10	7	<10	2790	<0.01			
L561577		<0.01	<10	<10	5	<10	6110	0.02			
L561578		<0.01	<10	<10	7	<10	3170	0.01			

ALS Canada Ltd.

2103 Dollarton Hwy
North Vancouver BC V7H 0A7
Phone: 604 984 0221 Fax: 604 984 0218 www.alsglobal.com

To: **EQUITY EXPLORATION CONSULTANTS LTD.**
SUITE 200, 900 WEST HASTINGS STREET
VANCOUVER BC V6C 1E5

Finalized Date: 7-NOV-2011
Account: EIABRX

Project: BRX11 - 01

CERTIFICATE OF ANALYSIS WH11183702

Sample Description	Method / Analyte / Units / LOR	WEI-21 Recvd Wt. kg 0.02	ME-ICP41 Ag ppm 0.2	ME-ICP41 Al % 0.01	ME-ICP41 As ppm 2	ME-ICP41 B ppm 10	ME-ICP41 Ba ppm 10	ME-ICP41 Be ppm 0.5	ME-ICP41 Bi ppm 2	ME-ICP41 Ca % 0.01	ME-ICP41 Cd ppm 0.5	ME-ICP41 Co ppm 1	ME-ICP41 Cr ppm 1	ME-ICP41 Cu ppm 1	ME-ICP41 Fe % 0.01	ME-ICP41 Ga ppm 10
L561579		2.82	9.3	0.65	4010	<10	10	0.5	<2	0.61	49.4	7	3	40	3.87	<10
L561580		2.95	7.6	0.77	3180	<10	50	0.5	<2	1.13	56.6	7	3	42	4.08	<10
L561581		3.76	23.3	0.70	5080	<10	<10	0.5	<2	2.61	93.6	7	2	64	4.78	<10
L561582		2.26	15.1	0.56	3600	<10	<10	0.5	<2	1.50	53.0	7	2	83	3.75	<10
L561583		3.07	8.3	0.53	2440	<10	30	0.5	<2	0.93	49.2	7	1	28	3.57	<10
L561584		2.84	15.9	0.67	2780	<10	50	<0.5	<2	0.46	49.9	6	2	19	3.63	<10
L561585		2.49	7.0	0.55	1970	<10	10	<0.5	<2	0.81	34.2	7	2	22	3.29	<10
L561586		2.84	7.6	0.66	3950	<10	70	0.5	<2	2.41	38.5	7	2	31	4.34	<10
L561587		3.44	9.9	0.56	3950	<10	<10	0.5	<2	0.93	50.7	6	1	33	3.99	<10
L561588		2.43	5.0	0.57	1790	<10	20	<0.5	<2	0.46	12.4	7	2	12	2.72	<10
L561589		2.62	11.3	0.73	2990	<10	70	<0.5	<2	0.44	26.8	7	2	25	3.50	<10
L561590		2.77	19.7	0.82	4980	<10	10	<0.5	<2	0.53	78.9	6	2	53	4.99	<10
L561591		2.54	14.3	0.79	4520	<10	60	0.5	<2	0.47	73.2	7	2	48	4.52	<10
L561592		3.30	22.5	1.01	4590	<10	10	0.5	<2	1.30	149.5	6	3	61	4.69	<10
L561593		3.36	19.4	0.90	3070	<10	50	0.5	<2	1.54	178.5	6	3	35	3.82	<10
L561594		0.99	11.8	0.65	3330	<10	80	0.5	<2	1.04	165.0	7	2	31	3.56	<10
L561595		1.13	12.3	0.58	3900	<10	70	0.5	<2	0.93	178.5	6	2	36	3.85	<10
L561596		0.42	0.3	0.15	25	<10	30	<0.5	<2	19.6	0.9	<1	6	4	0.48	<10
L561597		0.08	84.4	1.58	505	<10	30	<0.5	<2	1.98	54.6	26	75	>10000	6.17	<10
L561598		4.06	10.7	0.64	4160	<10	90	0.5	<2	0.46	152.5	6	2	75	4.03	<10
L561599		3.15	11.1	0.73	5420	<10	60	0.5	<2	0.73	190.0	6	2	48	3.98	<10
L561600		3.29	12.0	0.77	5220	<10	70	0.5	<2	0.53	171.0	6	2	48	4.00	<10
L561601		3.00	16.4	0.59	6340	<10	90	<0.5	<2	0.64	134.5	8	3	55	4.21	<10
L561602		2.97	16.7	0.55	4710	<10	50	<0.5	<2	0.67	123.0	7	2	57	4.14	<10
L561603		3.45	26.4	0.61	5220	<10	90	<0.5	<2	0.59	166.5	6	3	67	3.89	<10
L561604		3.50	38.2	0.67	4940	<10	90	0.5	<2	0.94	111.0	6	3	80	3.89	<10
L561605		3.12	75.3	0.79	7350	<10	70	0.5	2	0.50	33.3	7	2	105	4.35	<10
L561606		3.30	>100	0.56	6880	<10	80	0.5	5	0.48	33.5	7	2	227	4.63	<10
L561607		2.50	36.7	0.54	4030	<10	40	<0.5	<2	0.75	62.9	5	2	61	4.38	<10
L561608		2.27	82.1	0.55	5750	<10	60	0.5	<2	1.44	125.0	5	1	95	4.89	<10
L561609		2.42	>100	0.54	3360	<10	90	<0.5	2	2.16	209	6	2	174	4.76	<10
L561610		1.24	44.4	0.54	1790	<10	80	0.5	<2	0.62	64.7	5	1	53	3.91	<10
L561611		2.87	4.5	0.58	1370	<10	80	0.5	<2	0.31	14.2	5	2	11	3.57	<10
L561612		3.15	19.6	0.73	7850	<10	40	0.5	<2	0.46	66.2	6	2	39	4.28	<10
L561613		2.29	>100	0.68	5540	<10	30	0.5	<2	1.14	29.8	4	1	111	5.41	<10
L561614		3.11	82.7	0.56	2620	<10	100	0.5	3	0.91	4.9	6	2	113	3.84	<10
L561615		3.25	77.1	0.72	6150	<10	80	<0.5	5	1.51	15.2	7	2	180	4.64	<10
L561616		3.45	22.7	0.77	3650	<10	100	0.5	<2	1.10	15.1	7	2	111	3.26	<10
L561617		0.39	0.5	0.04	23	<10	10	<0.5	<2	19.8	<0.5	<1	1	1	0.49	<10
L561618		0.06	41.3	0.83	151	<10	10	<0.5	50	0.52	227	174	52	>10000	18.0	10

ALS Canada Ltd.
2103 Dollarton Hwy
North Vancouver BC V7H 0A7
Phone: 604 984 0221 Fax: 604 984 0218 www.alsglobal.com

To: **EQUITY EXPLORATION CONSULTANTS LTD.**
SUITE 200, 900 WEST HASTINGS STREET
VANCOUVER BC V6C 1E5

Finalized Date: 7-NOV-2011
Account: EIABRX

Project: BRX11 - 01

CERTIFICATE OF ANALYSIS WH11183702

Sample Description	Method / Analyte / Units / LOR	ME-ICP41 Hg ppm 1	ME-ICP41 K % 0.01	ME-ICP41 La ppm 10	ME-ICP41 Mg % 0.01	ME-ICP41 Mn ppm 5	ME-ICP41 Mo ppm 1	ME-ICP41 Na % 0.01	ME-ICP41 Ni ppm 1	ME-ICP41 P ppm 10	ME-ICP41 Pb ppm 2	ME-ICP41 S % 0.01	ME-ICP41 Sb ppm 2	ME-ICP41 Sc ppm 1	ME-ICP41 Sr ppm 1	ME-ICP41 Th ppm 20
L561579		<1	0.31	10	0.19	572	2	0.04	9	790	1205	4.08	77	1	108	<20
L561580		1	0.36	10	0.35	973	3	0.04	11	810	871	4.24	69	1	161	<20
L561581		1	0.33	10	0.83	1960	9	0.03	9	720	4690	5.05	144	2	414	<20
L561582		1	0.30	10	0.40	1140	4	0.03	7	730	2310	4.12	149	1	265	<20
L561583		<1	0.29	10	0.22	854	2	0.03	6	790	1285	4.00	55	1	165	<20
L561584		1	0.32	10	0.17	480	<1	0.05	2	770	3020	3.74	65	1	101	<20
L561585		<1	0.29	10	0.19	408	1	0.03	4	720	779	3.41	45	1	201	<20
L561586		1	0.30	10	0.75	1435	2	0.03	8	690	850	4.11	85	2	298	<20
L561587		1	0.30	10	0.24	593	1	0.03	4	750	858	4.49	85	1	169	<20
L561588		<1	0.31	10	0.13	338	1	0.04	3	770	352	2.63	32	1	124	<20
L561589		<1	0.33	10	0.18	383	1	0.05	2	770	825	3.48	59	1	135	<20
L561590		1	0.33	10	0.24	439	2	0.05	5	760	1245	5.99	109	1	155	<20
L561591		1	0.33	10	0.21	333	3	0.06	5	780	926	5.00	106	1	159	<20
L561592		2	0.35	10	0.68	931	3	0.06	5	740	2640	5.93	166	2	208	<20
L561593		1	0.35	10	0.53	727	2	0.07	6	790	2750	4.57	187	1	255	<20
L561594		1	0.32	10	0.28	600	1	0.07	6	760	2030	4.26	285	1	224	<20
L561595		2	0.30	10	0.24	491	2	0.07	12	780	1670	4.13	215	1	195	<20
L561596		1	0.09	<10	12.25	200	<1	0.03	8	220	16	0.12	2	<1	45	<20
L561597		3	0.35	10	1.40	757	1260	0.10	236	1260	7870	4.18	72	7	200	<20
L561598		1	0.35	10	0.09	164	9	0.08	7	840	993	4.31	104	1	144	<20
L561599		2	0.37	10	0.19	208	4	0.08	10	840	713	4.33	100	1	169	<20
L561600		2	0.40	10	0.11	190	2	0.09	8	860	546	4.32	84	1	159	<20
L561601		1	0.31	10	0.13	233	3	0.08	12	850	872	4.39	137	1	164	<20
L561602		1	0.30	10	0.17	333	8	0.08	12	810	772	4.33	160	1	151	<20
L561603		1	0.32	10	0.13	244	5	0.08	13	930	2150	4.17	198	1	145	<20
L561604		2	0.34	10	0.24	448	6	0.09	10	950	4190	4.00	667	1	192	<20
L561605		1	0.41	10	0.12	176	2	0.09	8	750	1000	4.18	223	1	138	<20
L561606		<1	0.31	10	0.09	176	3	0.09	9	840	957	4.67	332	1	145	<20
L561607		<1	0.30	10	0.19	322	1	0.08	4	810	1135	4.42	322	1	180	<20
L561608		1	0.30	10	0.43	743	<1	0.08	5	820	1290	5.17	579	1	282	<20
L561609		2	0.30	10	0.69	1390	<1	0.07	5	790	1720	5.00	894	2	300	<20
L561610		1	0.30	10	0.09	312	<1	0.07	3	790	638	4.16	301	1	162	<20
L561611		<1	0.32	10	0.06	186	<1	0.07	3	800	619	3.64	243	1	141	<20
L561612		<1	0.39	10	0.10	276	1	0.07	6	880	964	4.39	425	1	155	<20
L561613		1	0.32	10	0.41	834	<1	0.07	3	770	1090	5.66	564	1	246	<20
L561614		<1	0.31	10	0.26	500	1	0.07	5	740	522	3.71	353	1	209	<20
L561615		1	0.36	10	0.32	801	2	0.08	7	800	860	4.41	505	2	303	<20
L561616		<1	0.39	10	0.19	493	1	0.09	6	860	423	3.04	235	1	298	<20
L561617		1	0.02	<10	12.25	221	<1	0.03	4	160	5	0.11	4	<1	48	<20
L561618		16	0.16	10	0.56	722	32	0.05	47	230	6320	>10.0	20	2	18	<20

ALS Canada Ltd.
2103 Dollarton Hwy
North Vancouver BC V7H 0A7
Phone: 604 984 0221 Fax: 604 984 0218 www.alsglobal.com

To: **EQUITY EXPLORATION CONSULTANTS LTD.**
SUITE 200, 900 WEST HASTINGS STREET
VANCOUVER BC V6C 1E5

Finalized Date: 7-NOV-2011
Account: EIABRX

Project: BRX11 - 01

CERTIFICATE OF ANALYSIS WH11183702

Sample Description	Method / Analyte / Units / LOR	ME-ICP41 Ti % 0.01	ME-ICP41 Tl ppm 10	ME-ICP41 U ppm 10	ME-ICP41 V ppm 1	ME-ICP41 W ppm 10	ME-ICP41 Zn ppm 2	Au-AA25 Au ppm 0.01	Ag-GRA21 Ag ppm 5	Cu-AA46 Cu % 0.001	Zn-AA46 Zn % 0.001
L561579		<0.01	<10	<10	7	<10	4490	0.02			
L561580		<0.01	<10	<10	8	<10	5310	0.02			
L561581		<0.01	<10	<10	9	10	9440	0.05			
L561582		<0.01	<10	<10	6	<10	5550	0.02			
L561583		<0.01	<10	<10	5	<10	5130	0.03			
L561584		<0.01	<10	<10	8	<10	5310	0.01			
L561585		<0.01	<10	<10	5	<10	3570	0.02			
L561586		<0.01	<10	<10	8	<10	3880	0.06			
L561587		<0.01	<10	<10	6	<10	4870	0.07			
L561588		<0.01	<10	<10	6	<10	1330	0.01			
L561589		<0.01	<10	<10	7	<10	2560	0.05			
L561590		<0.01	<10	<10	9	<10	7310	0.13			
L561591		<0.01	<10	<10	9	<10	6800	0.14			
L561592		<0.01	<10	<10	12	10	>10000	0.11			1.490
L561593		<0.01	<10	<10	10	10	>10000	0.09			1.320
L561594		<0.01	<10	<10	7	10	>10000	0.09			1.075
L561595		<0.01	<10	<10	7	10	>10000	0.10			1.170
L561596		<0.01	<10	<10	3	<10	90	<0.01			
L561597		0.10	10	<10	74	<10	8870	1.27		2.54	
L561598		<0.01	<10	<10	6	<10	>10000	0.07			0.976
L561599		<0.01	<10	<10	7	<10	>10000	0.09			1.205
L561600		<0.01	<10	<10	7	<10	>10000	0.10			1.130
L561601		<0.01	<10	<10	7	<10	9540	0.08			
L561602		<0.01	<10	<10	6	<10	8610	0.07			
L561603		<0.01	<10	<10	6	<10	>10000	0.09			1.135
L561604		<0.01	<10	<10	7	<10	7590	0.10			
L561605		<0.01	<10	<10	7	<10	2150	0.29			
L561606		<0.01	<10	<10	6	<10	2300	0.24	123		
L561607		<0.01	<10	<10	6	<10	4560	0.12			
L561608		<0.01	<10	<10	6	<10	8020	0.17			
L561609		<0.01	<10	<10	7	<10	>10000	0.31	193		1.125
L561610		<0.01	<10	<10	6	<10	4380	0.05			
L561611		<0.01	<10	<10	6	<10	1285	0.01			
L561612		<0.01	<10	<10	7	<10	5130	0.06			
L561613		<0.01	<10	<10	7	<10	7370	0.18	91		
L561614		<0.01	<10	<10	5	<10	657	0.15			
L561615		<0.01	<10	<10	8	<10	1310	0.27			
L561616		<0.01	<10	<10	7	<10	1135	0.13			
L561617		<0.01	<10	<10	1	<10	21	<0.01			
L561618		0.04	10	<10	19	20	>10000	0.50		1.335	7.37

ALS Canada Ltd.

2103 Dollarton Hwy
North Vancouver BC V7H 0A7
Phone: 604 984 0221 Fax: 604 984 0218 www.alsglobal.com

To: **EQUITY EXPLORATION CONSULTANTS LTD.**
SUITE 200, 900 WEST HASTINGS STREET
VANCOUVER BC V6C 1E5

Finalized Date: 7-NOV-2011
Account: EIABRX

Project: BRX11 - 01

CERTIFICATE OF ANALYSIS WH11183702

Sample Description	Method	WEI-21	ME-ICP41	ME-ICP41	ME-ICP41	ME-ICP41	ME-ICP41	ME-ICP41	ME-ICP41	ME-ICP41	ME-ICP41	ME-ICP41	ME-ICP41	ME-ICP41	ME-ICP41	ME-ICP41
	Analyte	Recvd Wt.	Ag	Al	As	B	Ba	Be	Bi	Ca	Cd	Co	Cr	Cu	Fe	Ga
	Units	kg	ppm	%	ppm	ppm	ppm	ppm	ppm	%	ppm	ppm	ppm	ppm	%	ppm
	LOR	0.02	0.2	0.01	2	10	10	0.5	2	0.01	0.5	1	1	1	0.01	10
L561619		2.85	11.4	0.66	4780	<10	60	0.5	<2	1.13	58.3	7	2	60	4.23	<10
L561620		3.58	14.2	0.68	5320	<10	70	<0.5	<2	1.22	89.5	5	2	41	3.80	<10
L561621		2.95	13.5	0.61	5700	<10	110	<0.5	<2	1.34	84.1	6	2	34	3.58	<10
L561622		2.94	20.7	0.70	6900	<10	80	0.5	<2	0.98	101.5	7	4	53	4.13	<10
L561623		3.26	17.7	0.81	4940	<10	70	0.5	<2	1.15	92.5	6	3	46	4.09	<10
L561624		2.58	12.6	0.70	4300	<10	80	0.5	<2	1.16	112.5	7	2	37	4.60	<10
L561625		3.31	35.0	0.72	5400	<10	110	0.5	<2	0.80	116.0	6	2	86	3.38	<10
L561626		2.84	23.3	0.72	8420	<10	90	<0.5	2	0.93	118.5	6	2	65	4.39	<10
L561627		2.86	27.1	0.63	7540	<10	70	<0.5	<2	0.98	111.5	6	2	64	3.82	<10
L561628		3.01	30.0	0.59	6490	<10	90	<0.5	<2	0.67	89.9	6	2	71	3.64	<10

ALS Canada Ltd.

2103 Dollarton Hwy
North Vancouver BC V7H 0A7
Phone: 604 984 0221 Fax: 604 984 0218 www.alsglobal.com

To: **EQUITY EXPLORATION CONSULTANTS LTD.**
SUITE 200, 900 WEST HASTINGS STREET
VANCOUVER BC V6C 1E5

Finalized Date: 7-NOV-2011
Account: EIABRX

Project: BRX11 - 01

CERTIFICATE OF ANALYSIS WH11183702

Sample Description	Method	ME-ICP41	ME-ICP41	ME-ICP41	ME-ICP41	ME-ICP41	ME-ICP41	ME-ICP41	ME-ICP41	ME-ICP41	ME-ICP41	ME-ICP41	ME-ICP41	ME-ICP41	ME-ICP41	ME-ICP41
	Analyte	Hg	K	La	Mg	Mn	Mo	Na	Ni	P	Pb	S	Sb	Sc	Sr	Th
	Units	ppm	%	ppm	%	ppm	ppm	%	ppm	ppm	ppm	%	ppm	ppm	ppm	ppm
	LOR	1	0.01	10	0.01	5	1	0.01	1	10	2	0.01	2	1	1	20
L561619		1	0.32	10	0.20	514	1	0.08	9	900	393	4.14	188	1	279	<20
L561620		1	0.36	10	0.23	505	1	0.08	7	780	363	3.83	166	1	268	<20
L561621		1	0.32	10	0.23	645	<1	0.08	5	800	401	3.49	181	1	338	<20
L561622		1	0.35	10	0.21	492	2	0.08	13	820	402	4.07	199	1	249	<20
L561623		1	0.38	10	0.28	601	5	0.09	7	840	505	4.06	232	1	262	<20
L561624		1	0.34	10	0.26	621	1	0.08	6	840	545	4.68	227	1	283	<20
L561625		1	0.39	10	0.14	416	1	0.08	7	810	828	3.48	360	1	204	<20
L561626		1	0.35	10	0.19	660	2	0.08	7	800	453	4.17	225	1	246	<20
L561627		1	0.34	10	0.16	595	1	0.08	7	850	443	3.84	222	1	239	<20
L561628		1	0.33	10	0.09	298	1	0.08	8	830	433	3.72	234	1	189	<20

ALS Canada Ltd.

2103 Dollarton Hwy
North Vancouver BC V7H 0A7
Phone: 604 984 0221 Fax: 604 984 0218 www.alsglobal.com

To: **EQUITY EXPLORATION CONSULTANTS LTD.**
SUITE 200, 900 WEST HASTINGS STREET
VANCOUVER BC V6C 1E5

Finalized Date: 7-NOV-2011
Account: EIABRX

Project: BRX11 - 01

CERTIFICATE OF ANALYSIS WH11183702

Sample Description	Method Analyte Units LOR	ME-ICP41 Ti % 0.01	ME-ICP41 Tl ppm 10	ME-ICP41 U ppm 10	ME-ICP41 V ppm 1	ME-ICP41 W ppm 10	ME-ICP41 Zn ppm 2	Au-AA25 Au ppm 0.01	Ag-GRA21 Ag ppm 5	Cu-AA46 Cu % 0.001	Zn-AA46 Zn % 0.001
L561619		<0.01	<10	<10	7	<10	3880	0.06			
L561620		<0.01	<10	<10	7	<10	6060	0.05			
L561621		<0.01	<10	<10	7	<10	5760	0.09			
L561622		<0.01	<10	<10	8	<10	7130	0.13			
L561623		<0.01	<10	<10	9	<10	6610	0.12			
L561624		<0.01	<10	<10	7	<10	8340	0.14			
L561625		<0.01	<10	<10	7	<10	8790	0.26			
L561626		<0.01	<10	<10	7	<10	8890	0.28			
L561627		<0.01	<10	<10	6	<10	8060	0.21			
L561628		<0.01	<10	<10	6	<10	6460	0.26			

ALS Canada Ltd.

2103 Dollarton Hwy
North Vancouver BC V7H 0A7
Phone: 604 984 0221 Fax: 604 984 0218 www.alsglobal.com

To: **EQUITY EXPLORATION CONSULTANTS LTD.**
SUITE 200, 900 WEST HASTINGS STREET
VANCOUVER BC V6C 1E5

Finalized Date: 16-OCT-2011
Account: EIABRX

CERTIFICATE WH11177078

Project: BRX11-01

P.O. No.: BRX11-01_19

This report is for 178 Drill Core samples submitted to our lab in Whitehorse, YT, Canada on 6-SEP-2011.

The following have access to data associated with this certificate:

HENRY AWMACK EQUITY ENG EMAIL RYAN TOOLE	DARCY BAKER TOBY HUGHES	WANDA CARTER SORIN POSESCU

SAMPLE PREPARATION

ALS CODE	DESCRIPTION
WEI-21	Received Sample Weight
LOG-22	Sample login - Rcd w/o BarCode
LOG-22d	Sample login - Rcd w/o BarCode dup
SPL-22Y	Split Sample - Boyd Rotary Splitter
CRU-QC	Crushing QC Test
PUL-QC	Pulverizing QC Test
CRU-31	Fine crushing - 70% <2mm
SPL-21	Split sample - riffle splitter
PUL-31	Pulverize split to 85% <75 um
SPL-21d	Split sample - duplicate
PUL-31d	Pulverize Split - duplicate
LOG-24	Pulp Login - Rcd w/o Barcode

ANALYTICAL PROCEDURES

ALS CODE	DESCRIPTION	INSTRUMENT
ME-ICP41	35 Element Aqua Regia ICP-AES	ICP-AES
ME-OG46	Ore Grade Elements - AquaRegia	ICP-AES
Zn-OG46	Ore Grade Zn - Aqua Regia	VARIABLE
Cu-OG46	Ore Grade Cu - Aqua Regia	VARIABLE
Au-AA25	Ore Grade Au 30g FA AA finish	AAS

To: **EQUITY EXPLORATION CONSULTANTS LTD.**
ATTN: RYAN TOOLE
SUITE 200, 900 WEST HASTINGS STREET
VANCOUVER BC V6C 1E5

This is the Final Report and supersedes any preliminary report with this certificate number. Results apply to samples as submitted. All pages of this report have been checked and approved for release.

Signature:
Colin Ramshaw, Vancouver Laboratory Manager

ALS Canada Ltd.

2103 Dollarton Hwy
North Vancouver BC V7H 0A7
Phone: 604 984 0221 Fax: 604 984 0218 www.alsglobal.com

To: **EQUITY EXPLORATION CONSULTANTS LTD.**
SUITE 200, 900 WEST HASTINGS STREET
VANCOUVER BC V6C 1E5

Finalized Date: 16-OCT-2011
Account: EIABRX

Project: BRX11-01

CERTIFICATE OF ANALYSIS WH11177078

Sample Description	Method / Analyte / Units / LOR	WEI-21 Recvd Wt. kg 0.02	Au-AA25 Au ppm 0.01	ME-ICP41 Ag ppm 0.2	ME-ICP41 Al % 0.01	ME-ICP41 As ppm 2	ME-ICP41 B ppm 10	ME-ICP41 Ba ppm 10	ME-ICP41 Be ppm 0.5	ME-ICP41 Bi ppm 2	ME-ICP41 Ca % 0.01	ME-ICP41 Cd ppm 0.5	ME-ICP41 Co ppm 1	ME-ICP41 Cr ppm 1	ME-ICP41 Cu ppm 1	ME-ICP41 Fe % 0.01
L561306		4.76	0.03	<0.2	0.66	105	<10	100	0.5	<2	1.32	<0.5	6	2	15	2.44
L561307		5.34	<0.01	<0.2	1.00	58	<10	90	<0.5	<2	1.27	<0.5	6	2	13	2.65
L561308		4.92	0.01	<0.2	1.22	56	<10	110	0.5	<2	1.29	<0.5	6	2	11	2.63
L561309		4.76	<0.01	<0.2	1.61	27	<10	220	0.5	<2	1.35	<0.5	7	2	12	2.69
L561310		4.98	0.01	<0.2	1.51	40	<10	130	0.5	<2	1.26	<0.5	6	2	11	2.68
L561311		4.49	0.01	<0.2	0.94	83	<10	90	0.5	<2	1.30	<0.5	7	2	20	2.57
L561312		2.93	0.09	0.8	0.69	156	<10	50	0.6	<2	0.42	5.6	8	1	84	3.03
L561313		2.47	0.46	1.6	0.46	152	<10	30	<0.5	<2	0.26	<0.5	7	3	59	3.04
L561314		1.77	0.45	3.0	0.52	159	<10	30	<0.5	3	0.23	<0.5	7	2	123	3.01
L561315		2.51	0.36	1.2	0.49	230	<10	50	0.5	<2	0.24	9.3	9	1	34	2.85
L561316		0.55	<0.01	<0.2	0.04	4	<10	<10	<0.5	<2	19.6	<0.5	2	<1	<1	0.46
L561317		0.06	0.52	39.5	0.81	152	<10	<10	<0.5	51	0.50	224	166	49	>10000	17.6
L561318		5.28	0.01	<0.2	0.86	101	<10	90	<0.5	<2	0.64	<0.5	8	2	26	3.05
L561319		5.20	0.01	<0.2	0.94	52	<10	140	0.5	<2	1.84	<0.5	6	2	16	2.47
L561320		5.37	0.01	<0.2	0.95	69	<10	100	0.5	<2	1.75	<0.5	6	2	11	2.50
L561321		4.65	0.01	<0.2	1.13	88	<10	80	0.6	<2	1.66	<0.5	8	2	11	2.73
L561322		8.06	<0.01	<0.2	2.27	33	<10	1130	1.1	<2	4.60	<0.5	20	2	31	6.70
L561323		5.10	<0.01	<0.2	1.80	13	<10	280	0.7	<2	1.60	<0.5	6	2	15	2.61
L561324		5.69	0.01	<0.2	1.18	70	<10	170	0.5	<2	2.20	<0.5	6	2	10	2.44
L561325		5.11	0.01	<0.2	1.32	44	<10	170	0.6	<2	2.14	<0.5	6	2	49	2.54
L561326		4.74	0.01	<0.2	1.07	71	<10	160	0.5	<2	1.29	<0.5	6	2	27	2.48
L561327		5.08	0.01	<0.2	0.99	86	<10	150	0.5	<2	1.43	<0.5	6	1	24	2.43
L561328		5.18	0.01	<0.2	1.32	68	<10	220	0.6	<2	1.94	<0.5	6	2	15	2.55
L561329		5.30	0.01	<0.2	0.91	82	<10	170	0.6	<2	2.50	<0.5	5	1	9	2.37
L561330		5.31	0.01	<0.2	1.08	81	<10	170	0.6	<2	2.67	<0.5	5	1	16	2.48
L561331		2.51	0.01	<0.2	0.86	55	<10	120	0.5	<2	2.51	0.6	5	1	11	2.36
L561332		4.14	0.01	0.2	1.22	60	<10	90	0.5	<2	0.51	0.8	9	2	22	3.14
L561333		2.87	0.84	14.3	0.39	639	<10	50	<0.5	6	0.15	18.1	10	2	2120	3.09
L561334		2.86	0.16	1.4	0.55	328	<10	40	0.5	<2	0.22	7.4	12	2	28	3.33
L561335		3.93	0.24	1.6	0.56	259	<10	40	0.6	<2	0.23	13.1	10	1	27	3.12
L561336		1.40	0.40	2.2	0.36	243	<10	30	<0.5	8	0.16	6.0	10	1	45	3.64
L561337		1.03	0.51	2.8	0.33	250	<10	30	<0.5	8	0.16	7.8	10	2	54	3.70
L561338		0.40	<0.01	<0.2	0.04	2	<10	10	<0.5	<2	18.1	<0.5	<1	<1	9	0.46
L561339		0.07	1.37	84.6	1.62	456	10	40	<0.5	4	1.91	54.2	28	74	>10000	5.83
L561340		3.65	0.54	4.5	0.35	196	<10	40	<0.5	7	0.16	6.7	14	5	343	2.99
L561341		2.98	1.01	35.7	0.25	1465	<10	40	<0.5	20	0.14	7.6	9	3	3860	4.01
L561342		3.25	1.56	18.1	0.14	859	<10	20	<0.5	11	0.03	3.0	14	3	1970	4.54
L561343		3.15	0.35	1.4	0.17	44	<10	100	<0.5	5	0.03	<0.5	10	4	71	1.80
L561344		3.31	1.63	17.3	0.15	984	<10	30	<0.5	7	0.02	4.3	10	3	2890	4.47
L561345		3.11	2.24	33.0	0.17	2500	<10	20	<0.5	31	0.02	1.8	7	5	7620	6.36

ALS Canada Ltd.

2103 Dollarton Hwy
North Vancouver BC V7H 0A7
Phone: 604 984 0221 Fax: 604 984 0218 www.alsglobal.com

To: **EQUITY EXPLORATION CONSULTANTS LTD.**
SUITE 200, 900 WEST HASTINGS STREET
VANCOUVER BC V6C 1E5

Finalized Date: 16-OCT-2011
Account: EIABRX

Project: BRX11-01

CERTIFICATE OF ANALYSIS WH11177078

Sample Description	Method	ME-ICP41	ME-ICP41	ME-ICP41	ME-ICP41	ME-ICP41	ME-ICP41	ME-ICP41	ME-ICP41	ME-ICP41	ME-ICP41	ME-ICP41	ME-ICP41	ME-ICP41	ME-ICP41	ME-ICP41
	Analyte	Ga	Hg	K	La	Mg	Mn	Mo	Na	Ni	P	Pb	S	Sb	Sc	Sr
	Units	ppm	ppm	%	ppm	%	ppm	ppm	%	ppm	ppm	ppm	%	ppm	ppm	ppm
	LOR	10	1	0.01	10	0.01	5	1	0.01	1	10	2	0.01	2	1	1
L561306		<10	<1	0.20	10	0.46	1350	<1	0.04	2	850	45	2.24	2	2	118
L561307		<10	<1	0.20	10	0.58	1380	<1	0.03	<1	880	25	1.64	2	2	175
L561308		<10	<1	0.21	10	0.57	1180	<1	0.04	<1	890	25	1.40	2	2	211
L561309		<10	<1	0.22	10	0.70	1210	<1	0.04	<1	930	23	0.58	<2	2	267
L561310		<10	<1	0.23	10	0.65	1140	<1	0.04	1	920	20	0.89	<2	2	257
L561311		<10	<1	0.22	10	0.50	1440	<1	0.04	<1	940	20	1.95	2	2	167
L561312		<10	<1	0.25	10	0.11	1280	<1	0.03	1	890	667	3.44	15	1	116
L561313		<10	<1	0.16	<10	0.02	32	<1	0.03	1	760	1230	3.73	9	<1	123
L561314		<10	<1	0.19	<10	0.02	32	<1	0.03	1	580	2930	3.71	19	1	118
L561315		<10	<1	0.21	<10	0.02	32	<1	0.02	2	650	1270	3.58	5	1	119
L561316		<10	<1	0.02	<10	12.05	209	<1	0.01	1	160	9	0.05	<2	<1	42
L561317		10	16	0.16	10	0.55	694	35	0.03	43	240	6390	>10.0	30	1	18
L561318		<10	<1	0.25	10	0.26	1540	1	0.03	2	910	80	2.59	<2	1	99
L561319		<10	<1	0.22	20	0.76	2300	<1	0.04	<1	860	22	1.54	<2	2	139
L561320		<10	<1	0.22	10	0.55	1500	<1	0.04	<1	870	22	1.79	3	2	178
L561321		<10	<1	0.21	10	0.52	1150	<1	0.04	1	900	19	1.91	<2	2	190
L561322		10	<1	0.06	30	2.43	1730	<1	0.09	3	4880	6	0.24	4	7	307
L561323		10	<1	0.27	20	0.73	993	<1	0.06	1	900	14	0.25	2	3	352
L561324		<10	<1	0.21	10	0.55	1090	<1	0.04	<1	840	28	1.33	<2	2	298
L561325		<10	<1	0.22	20	0.77	1345	<1	0.04	4	860	23	0.94	3	2	294
L561326		<10	<1	0.20	10	0.47	890	<1	0.04	3	880	35	1.51	2	2	220
L561327		<10	<1	0.22	10	0.37	906	<1	0.04	2	820	28	1.75	2	2	257
L561328		<10	<1	0.23	20	0.67	1975	<1	0.04	2	820	27	1.21	2	2	257
L561329		<10	<1	0.23	20	0.62	3150	<1	0.03	1	770	74	1.31	3	2	226
L561330		<10	<1	0.22	20	0.59	2560	<1	0.03	1	800	28	1.33	3	2	290
L561331		10	1	0.25	20	0.68	5710	<1	0.03	<1	770	158	1.11	<2	2	1090
L561332		<10	<1	0.22	10	0.40	3840	<1	0.02	3	870	284	1.71	2	2	340
L561333		<10	<1	0.12	<10	0.03	53	<1	0.02	4	310	757	3.51	325	1	369
L561334		<10	<1	0.23	<10	0.04	64	<1	0.02	6	580	627	3.80	7	1	582
L561335		<10	<1	0.22	<10	0.04	59	<1	0.03	4	530	711	3.61	4	1	533
L561336		<10	<1	0.11	<10	0.03	51	<1	0.02	3	330	356	4.15	8	1	408
L561337		<10	<1	0.09	<10	0.04	90	<1	0.02	4	250	447	4.19	8	1	1020
L561338		<10	<1	0.02	<10	11.60	210	<1	0.01	1	180	2	0.06	<2	<1	46
L561339		10	1	0.35	10	1.36	773	1295	0.10	245	1260	8070	4.31	72	7	207
L561340		<10	1	0.10	<10	0.04	39	1	0.02	5	350	445	3.41	40	1	1285
L561341		<10	<1	0.07	<10	0.05	32	<1	0.02	3	150	717	4.71	574	1	271
L561342		<10	<1	0.01	<10	0.02	20	<1	0.01	5	20	321	5.20	327	<1	174
L561343		<10	<1	0.01	<10	0.02	17	<1	0.01	3	20	105	1.94	10	<1	360
L561344		<10	<1	0.01	<10	0.02	23	<1	0.01	3	10	109	5.11	442	<1	373
L561345		<10	<1	0.03	<10	0.02	32	<1	0.01	3	10	215	8.26	759	<1	975

ALS Canada Ltd.
2103 Dollarton Hwy
North Vancouver BC V7H 0A7
Phone: 604 984 0221 Fax: 604 984 0218 www.alsglobal.com

To: **EQUITY EXPLORATION CONSULTANTS LTD.**
SUITE 200, 900 WEST HASTINGS STREET
VANCOUVER BC V6C 1E5

Finalized Date: 16-OCT-2011
Account: EIABRX

Project: BRX11-01

CERTIFICATE OF ANALYSIS WH11177078

Sample Description	Method / Analyte / Units / LOR	ME-ICP41 Th ppm 20	ME-ICP41 Ti % 0.01	ME-ICP41 Tl ppm 10	ME-ICP41 U ppm 10	ME-ICP41 V ppm 1	ME-ICP41 W ppm 10	ME-ICP41 Zn ppm 2	Zn-OG46 Zn % 0.001	Cu-OG46 Cu % 0.001
L561306		<20	<0.01	<10	<10	16	<10	88		
L561307		<20	<0.01	<10	<10	19	<10	76		
L561308		<20	<0.01	<10	<10	21	<10	77		
L561309		<20	<0.01	<10	<10	23	<10	79		
L561310		<20	<0.01	<10	<10	22	<10	73		
L561311		<20	<0.01	<10	<10	15	<10	66		
L561312		<20	<0.01	<10	<10	7	<10	716		
L561313		<20	<0.01	<10	<10	3	<10	18		
L561314		<20	<0.01	<10	<10	4	<10	36		
L561315		<20	<0.01	<10	<10	4	<10	1215		
L561316		<20	<0.01	<10	10	2	<10	15		
L561317		<20	0.04	<10	<10	19	30	>10000	7.32	1.345
L561318		<20	<0.01	<10	<10	11	<10	101		
L561319		<20	<0.01	<10	<10	16	<10	71		
L561320		<20	<0.01	<10	<10	16	<10	59		
L561321		<20	<0.01	<10	<10	21	<10	63		
L561322		<20	0.15	<10	<10	157	<10	128		
L561323		<20	<0.01	<10	<10	25	<10	80		
L561324		<20	<0.01	<10	<10	19	<10	66		
L561325		<20	<0.01	<10	<10	20	<10	81		
L561326		<20	<0.01	<10	<10	17	<10	76		
L561327		<20	<0.01	<10	<10	14	<10	67		
L561328		<20	<0.01	<10	<10	17	<10	85		
L561329		<20	<0.01	<10	<10	11	<10	80		
L561330		<20	<0.01	<10	<10	13	<10	97		
L561331		<20	<0.01	<10	<10	10	<10	169		
L561332		<20	<0.01	<10	<10	12	<10	301		
L561333		<20	<0.01	<10	<10	4	<10	1695		
L561334		<20	<0.01	<10	<10	6	<10	788		
L561335		<20	<0.01	<10	<10	5	10	1930		
L561336		<20	<0.01	<10	<10	4	<10	760		
L561337		<20	<0.01	<10	<10	4	<10	960		
L561338		<20	<0.01	<10	<10	1	<10	13		
L561339		<20	0.10	<10	<10	75	40	8720		2.46
L561340		<20	<0.01	<10	<10	4	<10	561		
L561341		<20	<0.01	<10	<10	3	<10	563		
L561342		<20	<0.01	<10	<10	2	<10	141		
L561343		<20	<0.01	<10	<10	3	<10	7		
L561344		<20	<0.01	<10	<10	2	<10	120		
L561345		<20	<0.01	<10	<10	2	<10	49		

ALS Canada Ltd.

2103 Dollarton Hwy
North Vancouver BC V7H 0A7
Phone: 604 984 0221 Fax: 604 984 0218 www.alsglobal.com

To: **EQUITY EXPLORATION CONSULTANTS LTD.**
SUITE 200, 900 WEST HASTINGS STREET
VANCOUVER BC V6C 1E5

Finalized Date: 16-OCT-2011
Account: EIABRX

Project: BRX11-01

CERTIFICATE OF ANALYSIS WH11177078

Sample Description	Method / Analyte / Units / LOR	WEI-21 Recvd Wt. kg 0.02	Au-AA25 Au ppm 0.01	ME-ICP41 Ag ppm 0.2	ME-ICP41 Al % 0.01	ME-ICP41 As ppm 2	ME-ICP41 B ppm 10	ME-ICP41 Ba ppm 10	ME-ICP41 Be ppm 0.5	ME-ICP41 Bi ppm 2	ME-ICP41 Ca % 0.01	ME-ICP41 Cd ppm 0.5	ME-ICP41 Co ppm 1	ME-ICP41 Cr ppm 1	ME-ICP41 Cu ppm 1	ME-ICP41 Fe % 0.01
L561346		3.08	1.05	21.7	0.14	1460	<10	20	<0.5	12	0.02	0.8	8	6	4080	5.02
L561347		3.24	0.54	4.0	0.16	285	<10	40	<0.5	8	0.02	<0.5	9	4	451	4.56
L561348		2.95	0.52	3.5	0.18	268	<10	50	<0.5	6	0.02	<0.5	8	2	324	3.68
L561349		2.88	0.87	9.9	0.19	707	<10	30	<0.5	18	0.02	0.5	9	5	1885	4.18
L561350		3.02	0.88	12.1	0.18	808	<10	40	<0.5	12	0.01	0.5	9	5	2030	3.75
L561351		2.78	0.24	1.9	0.18	171	<10	70	<0.5	5	0.01	<0.5	8	4	138	2.75
L561352		2.94	0.61	3.1	0.18	238	<10	60	<0.5	8	0.02	0.5	9	3	290	3.34
L561353		3.03	0.55	2.4	0.18	311	<10	20	<0.5	10	0.02	<0.5	9	4	186	3.95
L561354		3.22	1.25	27.9	0.20	1165	<10	20	<0.5	170	0.02	0.5	10	3	3220	3.58
L561355		2.80	0.34	3.0	0.17	135	<10	60	<0.5	15	0.02	<0.5	8	5	322	1.82
L561356		2.28	0.41	3.1	0.17	101	<10	140	<0.5	14	0.02	<0.5	8	3	288	1.83
L561357		3.19	4.89	39.8	0.22	2750	<10	10	<0.5	107	0.02	1.4	9	5	7800	5.93
L561358		3.24	7.61	68.6	0.18	4300	<10	30	<0.5	85	0.01	1.2	7	6	>10000	4.50
L561359		0.45	0.02	<0.2	0.06	16	<10	30	<0.5	<2	18.6	<0.5	<1	1	44	0.50
L561360		0.07	0.53	41.7	0.81	145	<10	10	<0.5	28	0.48	226	171	51	>10000	17.6
L561361		2.23	4.29	63.1	0.23	4180	<10	30	<0.5	82	0.03	1.4	10	5	>10000	5.65
L561362		2.40	1.59	28.9	0.25	1475	<10	50	<0.5	101	0.01	0.7	5	7	4230	1.71
L561363		2.14	3.13	35.3	0.31	1660	<10	10	<0.5	38	0.04	0.7	10	7	5080	5.08
L561364		2.46	4.92	39.8	0.31	2040	<10	10	<0.5	66	0.02	0.8	12	4	6390	10.25
L561365		2.76	3.61	52.5	0.22	2380	<10	20	<0.5	59	0.02	1.0	10	6	7140	8.57
L561366		2.53	1.15	10.8	0.21	299	<10	10	<0.5	22	0.01	<0.5	8	6	985	8.39
L561367		2.99	3.60	28.0	0.23	1455	<10	10	<0.5	48	0.02	1.0	8	5	3980	5.57
L561368		2.98	0.99	10.9	0.18	397	<10	10	<0.5	17	0.01	1.1	9	9	988	6.16
L561369		3.43	1.20	25.8	0.22	505	<10	<10	<0.5	35	0.01	<0.5	12	7	1460	10.00
L561370		2.26	2.97	64.1	0.36	3210	<10	10	<0.5	98	0.02	3.2	10	6	9590	7.78
L561371		2.77	1.78	34.2	0.23	1835	<10	20	<0.5	81	0.01	1.7	8	6	5240	4.03
L561372		2.20	0.52	4.7	0.30	226	<10	30	<0.5	10	0.02	<0.5	9	4	259	3.08
L561373		2.65	1.28	7.7	0.48	281	<10	40	<0.5	10	0.08	22.3	10	2	129	3.46
L561374		3.03	0.03	0.3	0.97	156	<10	120	0.6	<2	0.27	1.4	10	2	9	2.41
L561375		2.83	0.02	0.3	0.72	106	<10	80	0.6	<2	0.29	1.6	9	2	11	2.13
L561376		2.75	0.66	7.3	0.35	353	<10	40	<0.5	8	0.17	24.6	10	2	270	5.01
L561377		3.22	0.47	6.1	0.20	172	<10	30	<0.5	28	0.11	2.9	8	4	206	2.81
L561378		3.21	0.78	24.8	0.16	707	<10	10	<0.5	59	0.07	2.0	7	7	1870	3.28
L561379		2.82	0.53	5.1	0.20	163	<10	20	<0.5	11	0.02	0.8	9	5	213	2.71
L561380		<0.02	0.58	4.7	0.20	130	<10	20	<0.5	12	0.02	0.7	9	9	180	2.51
L561381		0.35	<0.01	<0.2	0.05	6	<10	10	<0.5	<2	18.2	<0.5	3	1	4	0.40
L561382		0.11	1.28	79.5	1.60	465	<10	40	<0.5	<2	1.90	52.2	29	72	>10000	5.82
L561383		3.40	1.14	13.7	0.20	373	<10	30	<0.5	22	0.04	8.0	8	6	798	3.81
L561384		2.96	2.08	78.3	0.16	2390	<10	30	<0.5	145	0.05	16.4	6	10	6970	3.26
L561385		2.96	2.19	31.2	0.19	170	<10	40	<0.5	33	0.12	4.3	8	10	707	5.28

ALS Canada Ltd.
2103 Dollarton Hwy
North Vancouver BC V7H 0A7
Phone: 604 984 0221 Fax: 604 984 0218 www.alsglobal.com

To: **EQUITY EXPLORATION CONSULTANTS LTD.**
SUITE 200, 900 WEST HASTINGS STREET
VANCOUVER BC V6C 1E5

Finalized Date: 16-OCT-2011
Account: EIABRX

Project: BRX11-01

CERTIFICATE OF ANALYSIS WH11177078

Sample Description	Method / Analyte / Units / LOR	ME-ICP41 Ga ppm 10	ME-ICP41 Hg ppm 1	ME-ICP41 K % 0.01	ME-ICP41 La ppm 10	ME-ICP41 Mg % 0.01	ME-ICP41 Mn ppm 5	ME-ICP41 Mo ppm 1	ME-ICP41 Na % 0.01	ME-ICP41 Ni ppm 1	ME-ICP41 P ppm 10	ME-ICP41 Pb ppm 2	ME-ICP41 S % 0.01	ME-ICP41 Sb ppm 2	ME-ICP41 Sc ppm 1	ME-ICP41 Sr ppm 1
L561346		<10	<1	0.01	<10	0.02	20	<1	0.01	4	10	227	6.28	493	<1	1085
L561347		<10	<1	0.01	<10	0.02	23	<1	0.01	4	10	216	5.11	108	1	117
L561348		<10	<1	0.02	<10	0.02	24	<1	0.01	3	10	133	4.14	60	1	369
L561349		<10	<1	0.01	<10	0.02	22	<1	0.01	4	10	125	4.80	158	<1	1775
L561350		<10	<1	0.01	<10	0.02	19	<1	0.01	3	10	147	4.29	243	<1	227
L561351		<10	<1	0.01	<10	0.02	17	<1	0.01	4	20	103	2.96	41	1	67
L561352		<10	<1	0.01	<10	0.02	16	<1	0.01	3	10	169	3.70	97	1	69
L561353		<10	<1	0.01	<10	0.02	17	<1	0.01	4	10	129	4.37	56	<1	205
L561354		<10	<1	0.02	<10	0.02	16	<1	0.01	4	10	215	4.20	385	<1	216
L561355		<10	<1	0.01	<10	0.02	16	<1	0.01	3	10	93	1.97	76	1	63
L561356		<10	<1	0.01	<10	0.02	13	<1	0.01	3	10	57	1.98	46	<1	65
L561357		<10	<1	0.04	<10	0.02	19	<1	0.01	5	20	1155	7.68	720	<1	253
L561358		<10	11	0.01	<10	0.02	16	<1	0.01	5	<10	484	6.16	777	<1	40
L561359		<10	<1	0.03	<10	11.90	222	<1	0.01	<1	170	6	0.05	6	<1	48
L561360		10	14	0.16	10	0.54	718	36	0.04	48	220	6410	>10.0	27	2	15
L561361		<10	8	0.01	<10	0.01	17	<1	0.02	10	10	314	7.63	937	<1	38
L561362		<10	3	<0.01	<10	<0.01	18	1	0.02	2	10	153	2.08	535	<1	34
L561363		<10	4	<0.01	<10	0.02	17	1	0.01	4	10	219	6.47	612	<1	30
L561364		<10	2	0.01	<10	<0.01	31	<1	0.02	4	<10	269	>10.0	629	<1	61
L561365		<10	1	<0.01	<10	0.01	41	<1	0.02	3	10	131	>10.0	812	<1	32
L561366		<10	<1	<0.01	<10	<0.01	22	<1	0.02	2	10	129	>10.0	68	<1	37
L561367		<10	<1	0.01	<10	<0.01	30	<1	0.02	3	10	265	6.84	410	<1	34
L561368		<10	<1	<0.01	<10	0.01	23	1	0.02	2	10	181	7.39	100	<1	31
L561369		<10	1	<0.01	<10	<0.01	20	1	0.02	3	20	201	>10.0	181	<1	25
L561370		<10	3	0.01	<10	<0.01	24	1	0.02	4	10	500	>10.0	1260	<1	28
L561371		<10	1	<0.01	<10	<0.01	26	1	0.02	4	10	190	4.63	686	<1	30
L561372		<10	<1	0.01	<10	<0.01	20	1	0.02	3	20	264	3.43	33	1	38
L561373		<10	<1	0.12	<10	0.01	46	<1	0.03	2	90	614	3.91	19	1	94
L561374		<10	1	0.21	<10	0.26	9330	<1	0.04	2	780	49	1.75	3	2	129
L561375		<10	1	0.24	<10	0.11	533	1	0.06	3	720	35	2.10	3	1	129
L561376		<10	<1	0.10	<10	0.01	71	<1	0.03	3	590	1060	6.07	36	1	82
L561377		<10	<1	0.02	<10	<0.01	39	<1	0.02	2	470	655	3.01	30	<1	42
L561378		<10	<1	0.01	<10	<0.01	34	1	0.02	2	260	288	3.68	275	<1	40
L561379		<10	<1	0.01	<10	<0.01	26	<1	0.02	3	30	192	2.84	27	<1	43
L561380		<10	<1	0.01	<10	<0.01	26	1	0.02	4	20	203	2.61	23	<1	42
L561381		<10	<1	0.02	<10	11.15	177	<1	0.02	2	160	2	0.04	<2	<1	46
L561382		<10	3	0.34	10	1.35	731	1225	0.10	227	1220	7610	4.21	68	7	210
L561383		<10	<1	0.01	<10	0.01	30	5	0.03	4	30	675	4.15	144	<1	61
L561384		<10	1	0.01	<10	<0.01	33	19	0.02	3	170	486	3.82	1155	<1	65
L561385		<10	<1	0.03	<10	0.03	36	1	0.03	3	210	447	6.20	92	<1	57

ALS Canada Ltd.
2103 Dollarton Hwy
North Vancouver BC V7H 0A7
Phone: 604 984 0221 Fax: 604 984 0218 www.alsglobal.com

To: **EQUITY EXPLORATION CONSULTANTS LTD.**
SUITE 200, 900 WEST HASTINGS STREET
VANCOUVER BC V6C 1E5

Finalized Date: 16-OCT-2011
Account: EIABRX

Project: BRX11-01

CERTIFICATE OF ANALYSIS WH11177078

Sample Description	Method / Analyte / Units / LOR	ME-ICP41 Th ppm 20	ME-ICP41 Ti % 0.01	ME-ICP41 Tl ppm 10	ME-ICP41 U ppm 10	ME-ICP41 V ppm 1	ME-ICP41 W ppm 10	ME-ICP41 Zn ppm 2	Zn-OG46 Zn % 0.001	Cu-OG46 Cu % 0.001
L561346		<20	<0.01	<10	<10	2	<10	40		
L561347		<20	<0.01	<10	<10	3	<10	26		
L561348		<20	<0.01	<10	<10	3	<10	26		
L561349		<20	<0.01	<10	<10	3	<10	28		
L561350		<20	<0.01	<10	<10	3	<10	63		
L561351		<20	<0.01	<10	<10	3	<10	24		
L561352		<20	<0.01	<10	<10	3	<10	26		
L561353		<20	<0.01	<10	<10	3	<10	16		
L561354		<20	<0.01	<10	<10	3	<10	30		
L561355		<20	<0.01	<10	<10	3	<10	29		
L561356		<20	<0.01	<10	<10	3	<10	15		
L561357		<20	<0.01	<10	<10	3	<10	71		
L561358		<20	<0.01	<10	<10	2	<10	69		1.240
L561359		<20	<0.01	<10	<10	2	<10	12		
L561360		<20	0.04	<10	<10	19	10	>10000	7.22	1.365
L561361		<20	<0.01	<10	<10	4	<10	103		1.215
L561362		<20	<0.01	<10	<10	2	<10	40		
L561363		<20	<0.01	<10	<10	3	<10	79		
L561364		<20	<0.01	<10	<10	3	<10	98		
L561365		<20	<0.01	<10	<10	2	<10	80		
L561366		<20	<0.01	<10	<10	3	<10	32		
L561367		<20	<0.01	<10	<10	2	<10	60		
L561368		<20	<0.01	<10	<10	3	<10	53		
L561369		<20	<0.01	<10	<10	3	<10	37		
L561370		<20	<0.01	<10	<10	3	<10	124		
L561371		<20	<0.01	<10	<10	2	<10	71		
L561372		<20	<0.01	<10	<10	3	<10	38		
L561373		<20	<0.01	<10	<10	5	<10	1820		
L561374		<20	<0.01	<10	<10	10	<10	545		
L561375		<20	<0.01	<10	<10	6	<10	394		
L561376		<20	<0.01	<10	<10	3	<10	1360		
L561377		<20	<0.01	<10	<10	2	<10	103		
L561378		<20	<0.01	<10	<10	2	<10	105		
L561379		<20	<0.01	<10	<10	2	<10	38		
L561380		<20	<0.01	<10	<10	2	<10	31		
L561381		<20	<0.01	<10	<10	2	<10	14		
L561382		<20	0.10	<10	<10	72	20	8660		2.48
L561383		<20	<0.01	<10	<10	3	<10	518		
L561384		<20	<0.01	<10	<10	2	<10	314		
L561385		<20	<0.01	<10	<10	2	<10	46		

ALS Canada Ltd.

2103 Dollarton Hwy
North Vancouver BC V7H 0A7
Phone: 604 984 0221 Fax: 604 984 0218 www.alsglobal.com

To: **EQUITY EXPLORATION CONSULTANTS LTD.**
SUITE 200, 900 WEST HASTINGS STREET
VANCOUVER BC V6C 1E5

Finalized Date: 16-OCT-2011
Account: EIABRX

Project: BRX11-01

CERTIFICATE OF ANALYSIS WH11177078

Sample Description	Method / Analyte / Units / LOR	WEI-21 Recvd Wt. kg 0.02	Au-AA25 Au ppm 0.01	ME-ICP41 Ag ppm 0.2	ME-ICP41 Al % 0.01	ME-ICP41 As ppm 2	ME-ICP41 B ppm 10	ME-ICP41 Ba ppm 10	ME-ICP41 Be ppm 0.5	ME-ICP41 Bi ppm 2	ME-ICP41 Ca % 0.01	ME-ICP41 Cd ppm 0.5	ME-ICP41 Co ppm 1	ME-ICP41 Cr ppm 1	ME-ICP41 Cu ppm 1	ME-ICP41 Fe % 0.01
L561386		2.75	0.60	16.4	0.48	292	<10	50	<0.5	24	0.16	8.8	13	4	565	3.93
L561387		2.94	0.27	4.7	0.53	378	<10	50	0.5	7	0.22	7.0	10	2	624	3.98
L561388		2.75	0.55	12.0	0.25	703	<10	30	<0.5	13	0.15	1.4	11	3	1520	4.38
L561389		2.78	0.50	4.8	0.42	257	<10	30	<0.5	8	0.22	8.0	10	3	196	3.34
L561390		3.11	0.03	0.3	1.13	81	<10	130	0.6	<2	0.36	1.5	9	2	15	3.04
L561391		6.09	0.01	<0.2	1.24	63	<10	270	0.5	<2	3.32	<0.5	7	2	8	2.51
L561392		5.84	0.01	<0.2	1.34	49	<10	200	0.5	<2	3.97	<0.5	7	2	6	2.30
L561393		5.74	<0.01	<0.2	1.45	31	<10	320	0.5	<2	3.88	<0.5	7	2	5	2.23
L561394		6.23	0.05	<0.2	1.27	114	<10	200	0.5	<2	3.27	<0.5	7	2	7	2.45
L561395		6.18	<0.01	<0.2	1.33	67	<10	260	<0.5	<2	4.17	<0.5	7	2	5	2.31
L561396		6.15	<0.01	<0.2	1.45	53	<10	290	0.5	<2	4.15	<0.5	7	2	5	2.38
L561397		5.53	0.01	<0.2	1.16	102	<10	240	0.5	<2	3.22	<0.5	6	1	11	2.49
L561398		2.91	0.01	<0.2	1.42	106	<10	220	0.5	<2	0.69	<0.5	6	2	10	2.73
L561399		2.52	0.10	0.5	0.62	195	<10	70	0.5	<2	0.26	1.3	7	1	10	2.22
L561400		2.78	0.09	1.7	0.54	215	<10	60	0.5	<2	0.20	13.2	7	2	18	2.38
L561401		2.91	0.37	13.6	0.54	260	<10	60	<0.5	74	0.19	2.3	10	2	328	4.42
L561402		0.45	<0.01	<0.2	0.06	<2	<10	20	<0.5	<2	18.5	<0.5	<1	<1	2	0.46
L561403		0.10	0.59	41.1	0.79	142	<10	10	<0.5	28	0.46	219	177	50	>10000	17.3
L561404		2.80	0.03	0.2	0.91	146	<10	150	<0.5	<2	0.29	<0.5	6	1	8	2.53
L561405		2.92	0.05	0.2	1.03	162	<10	130	<0.5	<2	0.31	<0.5	5	2	10	2.46
L561406		3.20	0.17	0.7	0.58	182	<10	100	<0.5	<2	0.22	3.7	8	2	10	2.43
L561407		2.97	0.24	1.1	0.53	237	<10	80	<0.5	<2	0.23	14.6	9	2	9	2.42
L561408		2.85	0.06	<0.2	1.49	83	<10	170	0.6	<2	0.26	2.1	6	2	7	3.49
L561409		2.87	0.12	<0.2	0.85	197	<10	120	0.7	<2	0.29	1.6	6	1	9	2.92
L561410		2.96	0.12	0.6	0.77	369	<10	110	0.7	<2	0.29	<0.5	9	2	10	2.55
L561411		2.92	0.19	0.8	0.80	301	<10	100	0.7	<2	0.26	2.2	8	1	10	3.20
L561412		2.63	0.08	0.3	0.70	289	<10	70	0.7	<2	0.81	1.2	6	1	8	3.06
L561413		2.62	0.12	0.7	0.62	410	<10	50	0.6	<2	0.32	6.5	7	2	7	3.04
L561414		2.86	0.05	0.3	0.85	256	<10	130	0.6	<2	0.31	1.4	7	2	8	2.89
L561415		2.75	0.04	<0.2	0.91	247	<10	130	0.6	<2	0.28	<0.5	6	2	8	2.68
L561416		2.89	0.05	0.3	0.76	274	<10	110	0.6	<2	0.36	3.9	6	1	9	3.23
L561417		2.62	0.17	4.4	0.64	383	<10	80	0.6	<2	0.29	29.0	6	1	17	3.12
L561418		2.55	0.27	6.5	0.65	323	<10	60	0.5	3	0.28	41.9	7	2	44	2.94
L561419		2.56	0.06	2.6	0.80	275	<10	50	0.6	<2	0.58	18.6	7	1	31	2.57
L561420		3.14	0.11	2.7	0.56	388	<10	70	<0.5	<2	0.20	13.5	6	2	17	2.92
L561421		3.01	0.29	10.2	0.54	253	<10	70	<0.5	18	0.24	12.4	7	2	186	3.50
L561422		1.04	0.07	1.3	0.57	173	<10	80	0.5	<2	0.20	1.0	7	2	98	2.27
L561423		1.22	0.07	0.8	0.53	147	<10	110	0.5	<2	0.21	0.8	7	4	39	2.08
L561424		0.44	<0.01	<0.2	0.05	<2	<10	10	<0.5	<2	17.7	<0.5	<1	1	11	0.42
L561425		0.09	1.40	81.9	1.55	445	10	30	<0.5	10	1.82	51.7	26	71	>10000	5.61

ALS Canada Ltd.

2103 Dollarton Hwy
North Vancouver BC V7H 0A7
Phone: 604 984 0221 Fax: 604 984 0218 www.alsglobal.com

To: **EQUITY EXPLORATION CONSULTANTS LTD.**
SUITE 200, 900 WEST HASTINGS STREET
VANCOUVER BC V6C 1E5

Finalized Date: 16-OCT-2011
Account: EIABRX

Project: BRX11-01

CERTIFICATE OF ANALYSIS WH11177078

Sample Description	Method / Analyte / Units / LOR	ME-ICP41 Ga ppm 10	ME-ICP41 Hg ppm 1	ME-ICP41 K % 0.01	ME-ICP41 La ppm 10	ME-ICP41 Mg % 0.01	ME-ICP41 Mn ppm 5	ME-ICP41 Mo ppm 1	ME-ICP41 Na % 0.01	ME-ICP41 Ni ppm 1	ME-ICP41 P ppm 10	ME-ICP41 Pb ppm 2	ME-ICP41 S % 0.01	ME-ICP41 Sb ppm 2	ME-ICP41 Sc ppm 1	ME-ICP41 Sr ppm 1
L561386		<10	1	0.12	<10	0.01	48	1	0.04	6	450	568	4.44	90	1	149
L561387		<10	<1	0.16	<10	0.02	60	<1	0.05	3	590	687	4.58	87	1	289
L561388		<10	<1	0.03	<10	0.01	38	1	0.03	5	580	284	4.91	269	1	92
L561389		<10	<1	0.10	<10	0.01	37	1	0.05	3	700	561	3.77	26	1	414
L561390		<10	<1	0.23	10	0.28	4340	<1	0.07	2	780	170	1.82	3	1	282
L561391		<10	<1	0.20	20	0.71	3850	<1	0.06	1	770	87	1.06	3	2	461
L561392		<10	<1	0.21	20	0.63	2080	<1	0.08	2	790	20	0.90	<2	2	1420
L561393		<10	<1	0.22	20	0.70	1680	<1	0.09	1	780	14	0.51	2	2	533
L561394		<10	<1	0.21	20	0.69	1460	<1	0.09	2	790	40	1.47	2	2	487
L561395		<10	<1	0.21	20	0.60	1445	<1	0.09	1	770	16	0.87	<2	2	522
L561396		<10	<1	0.22	20	0.67	1845	<1	0.09	2	770	19	0.77	2	2	488
L561397		<10	<1	0.20	20	0.76	3270	<1	0.08	2	760	29	1.23	4	2	382
L561398		10	<1	0.21	10	0.53	4120	<1	0.10	2	840	33	1.15	3	2	239
L561399		<10	<1	0.22	10	0.04	84	<1	0.11	2	760	84	2.40	2	1	285
L561400		<10	<1	0.21	<10	0.03	40	<1	0.10	2	570	690	2.66	4	1	290
L561401		<10	<1	0.20	<10	0.03	28	<1	0.11	5	560	436	5.03	24	1	220
L561402		<10	1	0.02	<10	11.70	222	<1	0.01	1	180	2	0.04	<2	1	47
L561403		10	14	0.15	10	0.52	695	35	0.04	47	220	6180	>10.0	24	2	15
L561404		<10	1	0.23	10	0.24	4710	1	0.11	2	790	21	1.43	<2	1	176
L561405		10	<1	0.22	10	0.28	5470	<1	0.08	<1	770	27	1.39	2	1	147
L561406		<10	<1	0.20	<10	0.06	170	<1	0.10	2	750	251	2.53	3	1	161
L561407		<10	<1	0.17	<10	0.04	113	<1	0.11	2	780	580	2.67	4	1	152
L561408		10	<1	0.26	<10	0.33	6950	<1	0.10	2	800	144	1.55	2	2	139
L561409		10	<1	0.23	<10	0.15	7170	<1	0.12	2	850	139	2.06	2	2	143
L561410		<10	<1	0.25	<10	0.08	659	<1	0.13	2	990	56	2.56	2	1	155
L561411		<10	<1	0.23	10	0.16	5490	<1	0.11	1	700	158	2.73	4	2	126
L561412		10	<1	0.21	10	0.30	8360	<1	0.10	1	830	93	2.39	2	2	119
L561413		<10	<1	0.23	10	0.11	4420	<1	0.10	2	620	503	2.93	4	1	110
L561414		10	<1	0.20	10	0.27	7290	<1	0.10	2	740	139	2.02	4	2	107
L561415		<10	<1	0.22	<10	0.31	4320	<1	0.10	1	800	33	1.80	2	1	102
L561416		10	1	0.21	<10	0.34	11400	<1	0.11	1	800	214	1.91	4	2	98
L561417		<10	<1	0.22	<10	0.09	2660	<1	0.11	1	830	2040	3.34	4	2	97
L561418		<10	<1	0.22	<10	0.05	120	<1	0.12	2	830	1605	3.47	9	1	110
L561419		10	<1	0.24	<10	0.18	5200	<1	0.12	1	800	1095	2.31	7	2	114
L561420		<10	<1	0.18	<10	0.06	207	<1	0.10	2	660	931	3.17	5	1	86
L561421		<10	<1	0.20	<10	0.03	62	<1	0.10	1	830	900	4.03	31	1	96
L561422		<10	<1	0.23	<10	0.03	58	<1	0.10	2	670	138	2.47	17	1	93
L561423		<10	<1	0.21	<10	0.03	55	<1	0.10	3	700	188	2.26	8	1	97
L561424		<10	<1	0.02	<10	11.25	203	<1	0.01	2	170	3	0.04	<2	1	43
L561425		10	2	0.34	10	1.31	747	1235	0.09	233	1210	7730	4.07	68	7	200

ALS Canada Ltd.
2103 Dollarton Hwy
North Vancouver BC V7H 0A7
Phone: 604 984 0221 Fax: 604 984 0218 www.alsglobal.com

To: **EQUITY EXPLORATION CONSULTANTS LTD.**
SUITE 200, 900 WEST HASTINGS STREET
VANCOUVER BC V6C 1E5

Finalized Date: 16-OCT-2011
Account: EIABRX

Project: BRX11-01

CERTIFICATE OF ANALYSIS WH11177078

Sample Description	Method / Analyte / Units / LOR	ME-ICP41 Th ppm 20	ME-ICP41 Ti % 0.01	ME-ICP41 Tl ppm 10	ME-ICP41 U ppm 10	ME-ICP41 V ppm 1	ME-ICP41 W ppm 10	ME-ICP41 Zn ppm 2	Zn-OG46 Zn % 0.001	Cu-OG46 Cu % 0.001
L561386		<20	<0.01	<10	<10	4	<10	819		
L561387		<20	<0.01	<10	<10	5	<10	1230		
L561388		<20	<0.01	<10	<10	3	<10	226		
L561389		<20	<0.01	<10	<10	4	<10	1280		
L561390		<20	<0.01	<10	<10	11	<10	307		
L561391		<20	<0.01	<10	<10	14	<10	109		
L561392		<20	<0.01	<10	<10	15	<10	65		
L561393		<20	<0.01	<10	<10	17	<10	66		
L561394		<20	<0.01	<10	<10	14	<10	91		
L561395		<20	<0.01	<10	<10	13	<10	56		
L561396		<20	<0.01	<10	<10	16	<10	61		
L561397		<20	<0.01	<10	<10	13	<10	71		
L561398		<20	<0.01	<10	<10	16	<10	120		
L561399		<20	<0.01	<10	<10	6	<10	196		
L561400		<20	<0.01	<10	<10	5	<10	1620		
L561401		<20	<0.01	<10	<10	4	<10	435		
L561402		<20	<0.01	<10	<10	2	<10	16		
L561403		<20	0.04	<10	<10	19	10	>10000	7.41	1.385
L561404		<20	<0.01	<10	<10	8	<10	80		
L561405		<20	<0.01	<10	<10	10	<10	112		
L561406		<20	<0.01	<10	<10	5	<10	678		
L561407		<20	<0.01	<10	<10	5	10	2310		
L561408		<20	<0.01	<10	<10	16	<10	615		
L561409		<20	<0.01	<10	<10	10	<10	433		
L561410		<20	<0.01	<10	<10	6	<10	75		
L561411		<20	<0.01	<10	<10	8	<10	333		
L561412		<20	<0.01	<10	<10	11	<10	288		
L561413		<20	<0.01	<10	<10	7	<10	1085		
L561414		<20	<0.01	<10	<10	10	<10	412		
L561415		<20	<0.01	<10	<10	10	<10	121		
L561416		<20	<0.01	<10	<10	11	<10	753		
L561417		<20	<0.01	<10	<10	6	10	3750		
L561418		<20	<0.01	<10	<10	6	10	4600		
L561419		<20	<0.01	<10	<10	9	10	2120		
L561420		<20	<0.01	<10	<10	5	<10	1695		
L561421		<20	<0.01	<10	<10	4	<10	1475		
L561422		<20	<0.01	<10	<10	5	<10	178		
L561423		<20	<0.01	<10	<10	4	<10	148		
L561424		<20	<0.01	<10	<10	2	<10	17		
L561425		<20	0.10	<10	<10	72	40	8420		2.42

ALS Canada Ltd.

2103 Dollarton Hwy
North Vancouver BC V7H 0A7
Phone: 604 984 0221 Fax: 604 984 0218 www.alsglobal.com

To: **EQUITY EXPLORATION CONSULTANTS LTD.**
SUITE 200, 900 WEST HASTINGS STREET
VANCOUVER BC V6C 1E5

Finalized Date: 16-OCT-2011
Account: EIABRX

Project: BRX11-01

CERTIFICATE OF ANALYSIS WH11177078

Sample Description	Method / Analyte / Units / LOR	WEI-21 Recvd Wt. kg 0.02	Au-AA25 Au ppm 0.01	ME-ICP41 Ag ppm 0.2	ME-ICP41 Al % 0.01	ME-ICP41 As ppm 2	ME-ICP41 B ppm 10	ME-ICP41 Ba ppm 10	ME-ICP41 Be ppm 0.5	ME-ICP41 Bi ppm 2	ME-ICP41 Ca % 0.01	ME-ICP41 Cd ppm 0.5	ME-ICP41 Co ppm 1	ME-ICP41 Cr ppm 1	ME-ICP41 Cu ppm 1	ME-ICP41 Fe % 0.01
L561426		2.77	0.15	4.6	0.52	312	<10	80	0.5	8	0.22	16.6	8	2	79	3.00
L561427		2.59	0.02	0.6	0.80	228	<10	90	0.6	<2	0.28	2.4	7	1	13	2.13
L561428		1.88	0.57	8.7	0.66	521	<10	60	<0.5	9	0.34	2.7	7	3	915	3.14
L561429		2.65	0.14	1.0	0.67	338	<10	50	0.6	<2	0.29	5.9	6	1	9	2.88
L561430		2.69	0.13	5.0	0.61	320	<10	70	0.5	5	0.26	15.1	6	2	29	2.72
L561431		2.67	0.09	3.3	0.61	282	<10	80	0.5	3	0.27	7.4	6	2	29	2.53
L561432		3.17	0.06	1.2	0.63	297	<10	90	0.6	<2	0.25	1.2	6	1	10	3.22
L561433		2.57	0.06	2.1	0.67	326	<10	80	0.6	2	0.25	23.2	10	2	16	3.07
L561434		2.84	0.01	<0.2	0.95	251	<10	100	0.6	2	0.37	<0.5	8	<1	5	3.44
L561435		3.10	0.14	4.4	0.63	303	<10	70	0.5	9	0.27	4.1	8	2	54	3.13
L561436		2.95	0.05	1.9	0.79	306	<10	90	0.6	2	0.33	12.9	8	1	11	3.08
L561437		2.17	0.04	2.2	0.90	311	<10	110	0.6	<2	0.99	20.3	8	2	12	2.69
L561438		2.49	<0.01	<0.2	1.20	147	<10	180	0.5	<2	1.64	<0.5	7	2	5	2.09
L561439		3.03	<0.01	<0.2	1.37	47	<10	190	<0.5	3	2.20	<0.5	6	1	5	1.96
L561440		3.11	0.02	<0.2	1.00	153	<10	150	0.5	<2	1.50	<0.5	9	1	6	2.55
L561441		2.66	0.08	1.0	0.75	347	<10	40	0.5	<2	0.68	6.1	9	1	14	3.35
L561442		2.76	0.02	<0.2	0.70	202	<10	120	0.5	2	2.47	1.7	8	1	8	2.44
L561443		3.04	<0.01	<0.2	1.05	96	<10	320	0.5	<2	3.40	<0.5	6	2	4	1.67
L561444		2.73	0.05	0.5	1.08	357	<10	50	0.5	<2	2.24	<0.5	8	1	11	3.14
L561445		0.47	0.01	0.2	0.04	2	<10	10	<0.5	<2	18.9	<0.5	2	<1	1	0.42
L561446		0.06	0.44	41.4	0.83	152	<10	10	<0.5	47	0.50	226	169	54	>10000	17.9
L561447		3.14	0.01	0.2	0.85	217	<10	120	0.5	<2	2.12	<0.5	7	2	7	2.64
L561448		2.96	0.12	2.1	0.59	361	<10	30	0.5	3	0.64	11.9	8	1	14	3.08
L561449		3.70	0.03	0.7	0.69	239	<10	100	0.5	2	1.02	3.5	8	2	12	2.74
L561450		2.66	0.02	<0.2	1.16	215	<10	170	0.5	<2	0.74	<0.5	9	2	8	2.86
L561451		3.06	<0.01	<0.2	0.92	32	<10	350	0.5	2	1.57	<0.5	6	1	5	1.40
L561452		3.13	0.03	<0.2	1.29	188	<10	190	0.6	<2	4.26	<0.5	11	3	21	2.79
L561453		3.06	<0.01	<0.2	1.25	85	<10	260	<0.5	<2	4.53	<0.5	7	1	5	2.27
L561454		3.04	<0.01	<0.2	1.23	76	<10	220	0.5	<2	4.40	<0.5	7	1	5	2.20
L561455		3.04	0.04	<0.2	1.18	214	<10	150	0.5	2	4.13	<0.5	8	1	7	2.55
L561456		2.85	<0.01	<0.2	1.36	50	<10	200	0.5	<2	3.84	<0.5	7	2	4	1.95
L561457		2.76	0.04	<0.2	0.71	348	<10	40	0.6	2	2.34	<0.5	8	1	5	2.49
L561458		2.99	0.05	<0.2	0.68	355	<10	90	0.5	<2	1.95	<0.5	8	2	8	2.56
L561459		2.89	0.07	<0.2	0.55	391	<10	60	0.5	<2	1.05	<0.5	8	2	7	2.81
L561460		2.63	0.04	<0.2	0.62	409	<10	70	0.6	2	0.67	<0.5	8	1	7	2.76
L561461		3.10	0.08	<0.2	0.56	298	<10	90	0.5	<2	0.36	<0.5	8	2	6	2.84
L561462		2.82	0.04	<0.2	0.57	310	<10	100	<0.5	2	0.34	<0.5	8	2	6	2.60
L561463		2.31	0.09	<0.2	0.64	418	<10	80	0.5	<2	0.33	<0.5	8	2	9	3.12
L561464		3.34	0.04	0.2	0.54	343	<10	110	<0.5	<2	0.30	<0.5	9	2	9	2.68
L561465		2.96	0.06	0.5	0.53	416	<10	40	<0.5	2	0.22	3.3	8	2	10	2.83

ALS Canada Ltd.

2103 Dollarton Hwy
North Vancouver BC V7H 0A7
Phone: 604 984 0221 Fax: 604 984 0218 www.alsglobal.com

To: **EQUITY EXPLORATION CONSULTANTS LTD.**
SUITE 200, 900 WEST HASTINGS STREET
VANCOUVER BC V6C 1E5

Finalized Date: 16-OCT-2011
Account: EIABRX

Project: BRX11-01

CERTIFICATE OF ANALYSIS WH11177078

Sample Description	Method / Analyte / Units / LOR	ME-ICP41 Ga ppm 10	ME-ICP41 Hg ppm 1	ME-ICP41 K % 0.01	ME-ICP41 La ppm 10	ME-ICP41 Mg % 0.01	ME-ICP41 Mn ppm 5	ME-ICP41 Mo ppm 1	ME-ICP41 Na % 0.01	ME-ICP41 Ni ppm 1	ME-ICP41 P ppm 10	ME-ICP41 Pb ppm 2	ME-ICP41 S % 0.01	ME-ICP41 Sb ppm 2	ME-ICP41 Sc ppm 1	ME-ICP41 Sr ppm 1
L561426		<10	<1	0.19	<10	0.03	44	2	0.10	3	680	1180	3.39	7	1	96
L561427		<10	<1	0.21	<10	0.15	3510	<1	0.11	2	910	408	1.79	4	1	98
L561428		<10	1	0.18	<10	0.17	4960	<1	0.08	1	700	437	3.15	70	1	84
L561429		10	<1	0.25	<10	0.10	5710	<1	0.09	1	830	461	2.89	2	2	110
L561430		<10	<1	0.22	<10	0.08	5300	<1	0.09	1	840	841	3.03	6	1	107
L561431		<10	<1	0.24	<10	0.07	2500	1	0.08	2	900	800	2.68	6	1	87
L561432		10	<1	0.21	<10	0.12	6790	<1	0.09	1	710	235	3.12	3	2	89
L561433		10	<1	0.20	<10	0.11	4650	<1	0.09	2	660	1530	2.96	4	1	86
L561434		20	1	0.19	10	0.33	17950	<1	0.09	<1	790	46	2.05	<2	2	75
L561435		<10	<1	0.19	<10	0.12	3520	<1	0.08	1	830	458	3.15	9	1	66
L561436		10	<1	0.19	10	0.25	9990	<1	0.08	<1	730	744	2.55	3	2	67
L561437		10	1	0.21	20	0.48	5250	<1	0.08	1	790	1050	2.18	<2	2	68
L561438		10	1	0.20	20	0.77	5350	<1	0.08	1	800	31	0.91	<2	2	88
L561439		10	<1	0.23	20	0.86	10850	<1	0.07	<1	770	41	0.45	<2	2	96
L561440		10	1	0.22	20	0.59	5640	<1	0.08	1	800	60	1.65	<2	2	85
L561441		<10	<1	0.20	10	0.24	3760	<1	0.08	2	750	284	3.18	3	1	100
L561442		<10	1	0.22	20	0.56	4850	<1	0.08	<1	810	79	1.92	<2	2	176
L561443		<10	<1	0.22	20	0.36	2540	<1	0.08	<1	810	30	0.90	<2	2	270
L561444		10	1	0.22	20	0.46	3530	<1	0.08	<1	780	62	2.80	<2	1	226
L561445		<10	<1	0.01	<10	12.50	210	<1	0.01	<1	180	2	0.02	<2	<1	46
L561446		20	15	0.16	10	0.55	720	36	0.04	45	220	6390	>10.0	23	2	18
L561447		<10	1	0.22	20	0.71	5050	1	0.10	1	800	30	1.88	<2	2	86
L561448		10	1	0.20	10	0.18	6190	<1	0.08	1	800	613	3.16	2	1	150
L561449		<10	<1	0.24	20	0.30	4010	<1	0.09	2	810	173	2.57	2	2	69
L561450		10	<1	0.23	20	0.39	3420	<1	0.09	<1	850	41	1.89	<2	2	87
L561451		<10	1	0.22	20	0.58	3830	<1	0.09	<1	860	10	0.49	<2	2	143
L561452		10	<1	0.22	20	0.58	4200	<1	0.10	2	800	55	1.79	3	4	210
L561453		10	<1	0.23	20	0.43	2980	<1	0.08	<1	780	15	1.28	<2	2	248
L561454		<10	<1	0.23	20	0.41	2270	<1	0.08	<1	790	15	1.25	<2	2	227
L561455		10	1	0.22	20	0.44	3260	<1	0.08	<1	780	31	1.76	<2	2	258
L561456		10	<1	0.24	20	0.45	2750	<1	0.09	<1	820	13	0.80	<2	2	181
L561457		<10	1	0.22	20	0.22	3350	<1	0.10	<1	820	28	2.46	2	2	240
L561458		<10	<1	0.23	20	0.38	4850	<1	0.08	1	810	33	2.44	2	2	99
L561459		<10	<1	0.21	10	0.24	4880	<1	0.09	1	810	45	2.97	2	2	74
L561460		<10	<1	0.23	10	0.20	4300	<1	0.08	<1	840	31	2.83	3	2	58
L561461		<10	<1	0.21	10	0.11	3750	<1	0.09	<1	800	38	2.83	<2	2	57
L561462		10	<1	0.23	10	0.12	4870	<1	0.08	1	770	46	2.48	<2	2	48
L561463		10	<1	0.24	10	0.14	7270	<1	0.09	<1	790	47	2.95	2	2	60
L561464		10	<1	0.23	10	0.08	5060	<1	0.08	<1	830	27	2.48	2	1	49
L561465		<10	1	0.22	<10	0.04	98	<1	0.09	1	750	206	3.05	<2	1	102

ALS Canada Ltd.

2103 Dollarton Hwy
North Vancouver BC V7H 0A7
Phone: 604 984 0221 Fax: 604 984 0218 www.alsglobal.com

To: **EQUITY EXPLORATION CONSULTANTS LTD.**
SUITE 200, 900 WEST HASTINGS STREET
VANCOUVER BC V6C 1E5

Finalized Date: 16-OCT-2011
Account: EIABRX

Project: BRX11-01

CERTIFICATE OF ANALYSIS WH11177078

Sample Description	Method / Analyte / Units / LOR	ME-ICP41 Th ppm 20	ME-ICP41 Ti % 0.01	ME-ICP41 Tl ppm 10	ME-ICP41 U ppm 10	ME-ICP41 V ppm 1	ME-ICP41 W ppm 10	ME-ICP41 Zn ppm 2	Zn-OG46 Zn % 0.001	Cu-OG46 Cu % 0.001
L561426		<20	<0.01	<10	<10	5	10	2470		
L561427		<20	<0.01	<10	<10	7	<10	422		
L561428		<20	<0.01	<10	<10	7	10	611		
L561429		<20	<0.01	<10	<10	8	<10	822		
L561430		<20	<0.01	<10	<10	6	<10	2010		
L561431		<20	<0.01	<10	<10	6	<10	1010		
L561432		<20	<0.01	<10	<10	6	<10	241		
L561433		<20	<0.01	<10	<10	8	10	2950		
L561434		<20	<0.01	<10	10	13	<10	115		
L561435		<20	<0.01	<10	<10	6	<10	598		
L561436		<20	<0.01	<10	<10	8	<10	1615		
L561437		<20	<0.01	<10	<10	11	10	1995		
L561438		<20	<0.01	<10	<10	13	<10	89		
L561439		<20	<0.01	<10	<10	13	<10	86		
L561440		<20	<0.01	<10	<10	11	<10	103		
L561441		<20	<0.01	<10	<10	6	<10	753		
L561442		<20	<0.01	<10	<10	9	<10	228		
L561443		<20	<0.01	<10	<10	10	<10	71		
L561444		<20	<0.01	<10	<10	9	<10	100		
L561445		<20	<0.01	<10	<10	1	<10	14		
L561446		<20	0.04	<10	<10	18	20	>10000	7.16	1.340
L561447		<20	<0.01	<10	<10	13	<10	82		
L561448		<20	<0.01	<10	<10	6	<10	1750		
L561449		<20	<0.01	<10	<10	10	<10	483		
L561450		<20	<0.01	<10	<10	10	<10	114		
L561451		<20	<0.01	<10	<10	10	<10	56		
L561452		<20	<0.01	<10	<10	18	<10	107		
L561453		<20	<0.01	<10	<10	10	<10	50		
L561454		<20	<0.01	<10	<10	11	<10	58		
L561455		<20	<0.01	<10	<10	10	<10	87		
L561456		<20	<0.01	<10	<10	13	<10	74		
L561457		<20	<0.01	<10	<10	8	<10	95		
L561458		<20	<0.01	<10	<10	9	<10	40		
L561459		<20	<0.01	<10	<10	7	<10	85		
L561460		<20	<0.01	<10	<10	9	<10	66		
L561461		<20	<0.01	<10	<10	9	<10	94		
L561462		<20	<0.01	<10	<10	7	<10	115		
L561463		<20	<0.01	<10	<10	8	<10	64		
L561464		<20	<0.01	<10	<10	7	<10	74		
L561465		<20	<0.01	<10	<10	4	<10	475		

ALS Canada Ltd.

2103 Dollarton Hwy
North Vancouver BC V7H 0A7
Phone: 604 984 0221 Fax: 604 984 0218 www.alsglobal.com

To: **EQUITY EXPLORATION CONSULTANTS LTD.**
SUITE 200, 900 WEST HASTINGS STREET
VANCOUVER BC V6C 1E5

Finalized Date: 16-OCT-2011
Account: EIABRX

Project: BRX11-01

CERTIFICATE OF ANALYSIS WH11177078

Sample Description	Method / Analyte / Units / LOR	WEI-21 Recvd Wt. kg 0.02	Au-AA25 Au ppm 0.01	ME-ICP41 Ag ppm 0.2	ME-ICP41 Al % 0.01	ME-ICP41 As ppm 2	ME-ICP41 B ppm 10	ME-ICP41 Ba ppm 10	ME-ICP41 Be ppm 0.5	ME-ICP41 Bi ppm 2	ME-ICP41 Ca % 0.01	ME-ICP41 Cd ppm 0.5	ME-ICP41 Co ppm 1	ME-ICP41 Cr ppm 1	ME-ICP41 Cu ppm 1	ME-ICP41 Fe % 0.01
L561466		<0.02	0.05	0.6	0.56	409	<10	40	<0.5	<2	0.23	2.9	8	2	10	2.81
L561467		0.46	<0.01	<0.2	0.04	<2	<10	10	<0.5	<2	19.0	<0.5	3	<1	<1	0.42
L561468		0.07	1.25	85.9	1.66	480	10	30	<0.5	11	2.00	56.0	29	76	>10000	6.08
L561469		1.85	0.07	1.2	0.53	354	<10	80	<0.5	<2	0.25	4.1	6	2	22	3.01
L561470		1.72	0.45	15.2	0.42	668	<10	10	<0.5	42	0.16	3.2	4	2	1240	13.50
L561471		3.07	0.04	0.5	0.53	270	<10	60	0.6	<2	0.43	2.4	7	2	11	2.76
L561472		2.83	0.03	0.5	0.77	313	<10	90	0.5	<2	0.32	1.5	7	1	9	3.51
L561473		2.49	<0.01	0.3	0.77	169	<10	130	0.5	<2	0.31	0.8	7	1	6	1.92
L561474		2.77	0.04	0.5	0.65	239	<10	90	0.5	<2	0.25	2.2	6	2	8	2.71
L561475		3.27	0.06	5.4	0.55	259	<10	100	<0.5	15	0.25	15.4	7	2	39	2.55
L561476		4.78	0.01	<0.2	1.20	132	<10	240	0.5	<2	2.24	<0.5	6	2	6	2.35
L561477		5.86	0.01	<0.2	1.12	126	<10	150	0.5	<2	1.30	<0.5	7	1	5	2.49
L561478		5.82	0.03	1.6	0.93	181	<10	90	0.5	<2	1.57	10.4	7	2	12	2.74
L561479		5.92	0.01	0.2	1.53	101	<10	220	<0.5	<2	1.80	<0.5	6	2	7	2.78
L561480		5.79	0.01	<0.2	0.96	136	<10	190	<0.5	<2	1.95	<0.5	6	1	5	2.50
L561481		5.57	0.05	2.9	0.67	309	<10	70	<0.5	3	0.49	14.0	8	2	23	3.54
L561482		7.12	0.01	0.3	0.86	187	<10	130	0.6	<2	2.36	3.0	6	2	7	2.61
L561483		4.81	0.02	0.6	0.82	267	<10	120	0.6	<2	2.43	1.2	8	2	25	3.15

ALS Canada Ltd.

2103 Dollarton Hwy
North Vancouver BC V7H 0A7
Phone: 604 984 0221 Fax: 604 984 0218 www.alsglobal.com

To: **EQUITY EXPLORATION CONSULTANTS LTD.**
SUITE 200, 900 WEST HASTINGS STREET
VANCOUVER BC V6C 1E5

Finalized Date: 16-OCT-2011
Account: EIABRX

Project: BRX11-01

CERTIFICATE OF ANALYSIS WH11177078

Sample Description	Method	ME-ICP41	ME-ICP41	ME-ICP41	ME-ICP41	ME-ICP41	ME-ICP41	ME-ICP41	ME-ICP41	ME-ICP41	ME-ICP41	ME-ICP41	ME-ICP41	ME-ICP41	ME-ICP41	ME-ICP41
	Analyte	Ga	Hg	K	La	Mg	Mn	Mo	Na	Ni	P	Pb	S	Sb	Sc	Sr
	Units	ppm	ppm	%	ppm	%	ppm	ppm	%	ppm	ppm	ppm	%	ppm	ppm	ppm
	LOR	10	1	0.01	10	0.01	5	1	0.01	1	10	2	0.01	2	1	1
L561466		<10	<1	0.23	10	0.04	89	<1	0.09	1	760	201	3.00	2	1	102
L561467		<10	<1	0.01	<10	12.50	201	<1	0.01	<1	160	2	0.02	<2	<1	51
L561468		10	3	0.36	10	1.45	791	1330	0.10	244	1280	8330	4.36	68	7	216
L561469		<10	<1	0.23	<10	0.03	43	1	0.09	5	780	395	3.14	3	1	51
L561470		<10	<1	0.17	<10	0.01	84	<1	0.07	<1	500	659	>10.0	103	1	45
L561471		<10	1	0.21	10	0.14	4740	<1	0.10	2	740	239	2.13	4	2	165
L561472		<10	<1	0.22	10	0.23	11800	<1	0.09	1	740	143	2.62	4	2	66
L561473		<10	<1	0.23	<10	0.15	905	<1	0.11	2	1080	152	1.66	2	1	74
L561474		<10	<1	0.21	<10	0.12	3490	<1	0.10	1	780	212	2.44	2	1	57
L561475		<10	1	0.20	<10	0.03	113	<1	0.12	2	790	995	2.72	5	1	68
L561476		<10	<1	0.21	20	0.60	4170	<1	0.09	2	780	46	1.29	2	2	162
L561477		<10	<1	0.22	20	0.41	2450	<1	0.10	2	810	48	1.56	3	1	177
L561478		<10	1	0.22	10	0.45	3200	<1	0.10	2	680	598	2.12	4	2	116
L561479		<10	<1	0.27	20	0.55	4480	<1	0.10	2	820	53	1.40	4	2	180
L561480		<10	<1	0.22	20	0.58	6150	<1	0.09	2	780	37	1.55	2	2	137
L561481		<10	1	0.20	10	0.15	1550	1	0.09	3	690	1370	3.40	5	1	74
L561482		<10	<1	0.22	20	0.78	4040	<1	0.10	1	830	101	1.80	3	2	99
L561483		<10	1	0.22	20	0.70	2940	<1	0.11	2	860	89	2.79	6	2	122

ALS Canada Ltd.

2103 Dollarton Hwy
North Vancouver BC V7H 0A7
Phone: 604 984 0221 Fax: 604 984 0218 www.alsglobal.com

To: **EQUITY EXPLORATION CONSULTANTS LTD.**
SUITE 200, 900 WEST HASTINGS STREET
VANCOUVER BC V6C 1E5

Finalized Date: 16-OCT-2011
Account: EIABRX

Project: BRX11-01

CERTIFICATE OF ANALYSIS WH11177078

Sample Description	Method	ME-ICP41	ME-ICP41	ME-ICP41	ME-ICP41	ME-ICP41	ME-ICP41	ME-ICP41	Zn-OG46	Cu-OG46
	Analyte	Th	Ti	Tl	U	V	W	Zn	Zn	Cu
	Units	ppm	%	ppm	ppm	ppm	ppm	ppm	%	%
	LOR	20	0.01	10	10	1	10	2	0.001	0.001
L561466		<20	<0.01	<10	<10	4	<10	417		
L561467		<20	<0.01	<10	<10	1	<10	15		
L561468		<20	0.10	<10	<10	77	50	8990		2.46
L561469		<20	<0.01	<10	<10	4	<10	602		
L561470		<20	<0.01	<10	<10	4	<10	443		
L561471		<20	<0.01	<10	<10	8	<10	375		
L561472		<20	<0.01	<10	<10	10	<10	248		
L561473		<20	<0.01	<10	<10	6	<10	156		
L561474		<20	<0.01	<10	<10	5	<10	358		
L561475		<20	<0.01	<10	<10	4	<10	2040		
L561476		<20	<0.01	<10	<10	12	<10	85		
L561477		<20	<0.01	<10	<10	11	<10	91		
L561478		<20	<0.01	<10	<10	11	<10	1630		
L561479		<20	<0.01	<10	<10	14	<10	134		
L561480		<20	<0.01	<10	<10	10	<10	83		
L561481		<20	<0.01	<10	<10	6	<10	1760		
L561482		<20	<0.01	<10	<10	13	<10	265		
L561483		<20	<0.01	<10	<10	11	<10	145		

ALS Canada Ltd.

2103 Dollarton Hwy
North Vancouver BC V7H 0A7
Phone: 604 984 0221 Fax: 604 984 0218 www.alsglobal.com

To: **EQUITY EXPLORATION CONSULTANTS LTD.**
SUITE 200, 900 WEST HASTINGS STREET
VANCOUVER BC V6C 1E5

Finalized Date: 21-OCT-2011
Account: EIABRX

CERTIFICATE WH11173972

Project: BRX11-01

P.O. No.: BRX11-17

This report is for 114 Drill Core samples submitted to our lab in Whitehorse, YT, Canada on 30-AUG-2011.

The following have access to data associated with this certificate:

HENRY AWMACK EQUITY ENG EMAIL RYAN TOOLE	DARCY BAKER TOBY HUGHES	WANDA CARTER SORIN POSESCU

SAMPLE PREPARATION

ALS CODE	DESCRIPTION
WEI-21	Received Sample Weight
LOG-24	Pulp Login - Rcd w/o Barcode
LOG-22d	Sample login - Rcd w/o BarCode dup
SPL-21d	Split sample - duplicate
PUL-31d	Pulverize Split - duplicate
LOG-22	Sample login - Rcd w/o BarCode
SPL-22Y	Split Sample - Boyd Rotary Splitter
CRU-QC	Crushing QC Test
PUL-QC	Pulverizing QC Test
CRU-31	Fine crushing - 70% <2mm
PUL-31	Pulverize split to 85% <75 um

ANALYTICAL PROCEDURES

ALS CODE	DESCRIPTION	INSTRUMENT
Cu-AA46	Ore grade Cu - aqua regia/AA	AAS
Zn-AA46	Ore grade Zn - aqua regia/AA	AAS
ME-ICP41	35 Element Aqua Regia ICP-AES	ICP-AES
Au-AA25	Ore Grade Au 30g FA AA finish	AAS

To: **EQUITY EXPLORATION CONSULTANTS LTD.**
ATTN: WANDA CARTER
SUITE 200, 900 WEST HASTINGS STREET
VANCOUVER BC V6C 1E5

This is the Final Report and supersedes any preliminary report with this certificate number. Results apply to samples as submitted. All pages of this report have been checked and approved for release.

Signature:
Colin Ramshaw, Vancouver Laboratory Manager

ALS Canada Ltd.

2103 Dollarton Hwy
North Vancouver BC V7H 0A7
Phone: 604 984 0221 Fax: 604 984 0218 www.alsglobal.com

To: **EQUITY EXPLORATION CONSULTANTS LTD.**
SUITE 200, 900 WEST HASTINGS STREET
VANCOUVER BC V6C 1E5

Finalized Date: 21-OCT-2011
Account: EIABRX

Project: BRX11-01

CERTIFICATE OF ANALYSIS WH11173972

Sample Description	Method / Analyte / Units / LOR	WEI-21 Recvd Wt. kg 0.02	ME-ICP41 Ag ppm 0.2	ME-ICP41 Al % 0.01	ME-ICP41 As ppm 2	ME-ICP41 B ppm 10	ME-ICP41 Ba ppm 10	ME-ICP41 Be ppm 0.5	ME-ICP41 Bi ppm 2	ME-ICP41 Ca % 0.01	ME-ICP41 Cd ppm 0.5	ME-ICP41 Co ppm 1	ME-ICP41 Cr ppm 1	ME-ICP41 Cu ppm 1	ME-ICP41 Fe % 0.01	ME-ICP41 Ga ppm 10
L561184		5.12	2.3	0.63	125	<10	80	<0.5	6	0.34	1.6	9	4	39	3.22	<10
L561185		5.49	3.0	0.79	148	<10	80	<0.5	8	0.31	0.8	8	1	42	3.11	<10
L561186		6.00	1.6	0.81	103	<10	90	<0.5	5	0.31	1.7	8	1	29	3.13	<10
L561187		0.38	<0.2	0.04	2	<10	<10	<0.5	3	18.1	<0.5	2	1	16	0.45	<10
L561188		0.07	80.4	1.59	466	<10	30	<0.5	6	1.94	51.9	29	74	>10000	6.04	10
L561189		5.40	1.9	0.79	74	<10	80	<0.5	4	1.16	1.2	8	2	34	3.16	<10
L561190		5.93	1.3	1.11	106	<10	80	<0.5	4	1.85	<0.5	7	2	41	2.71	<10
L561191		5.81	1.3	1.10	105	<10	50	<0.5	4	1.70	0.8	8	1	23	3.19	<10
L561192		5.38	1.7	0.94	79	<10	40	<0.5	4	1.35	2.4	7	2	26	3.36	<10
L561193		5.62	1.4	0.84	110	<10	40	<0.5	<2	2.63	3.3	7	1	23	2.96	<10
L561194		5.65	1.3	1.01	123	<10	80	0.6	2	3.52	2.6	7	1	47	2.80	<10
L561195		2.70	1.0	1.33	107	<10	50	0.5	<2	3.72	2.2	8	1	16	2.76	<10
L561196		3.58	<0.2	4.45	9	<10	520	0.9	2	4.62	<0.5	23	71	39	6.00	10
L561197		3.21	2.7	1.83	93	<10	40	0.7	12	2.04	2.2	11	9	139	3.68	<10
L561198		6.15	<0.2	5.42	6	<10	830	0.7	3	5.52	<0.5	20	70	38	5.67	20
L561199		5.44	1.2	1.52	96	<10	60	0.6	5	3.30	1.2	8	2	24	2.99	<10
L561200		4.71	0.8	1.46	84	<10	130	0.5	2	3.73	1.2	9	6	30	3.16	<10
L561201		4.90	0.8	1.39	160	<10	40	0.5	3	1.47	0.8	9	3	34	3.27	<10
L561202		6.69	0.4	1.41	121	<10	50	0.5	2	3.30	<0.5	9	6	30	2.94	<10
L561203		5.11	0.6	0.81	114	<10	120	<0.5	3	2.94	0.9	10	3	41	3.33	<10
L561204		2.88	2.0	0.74	25	<10	40	<0.5	5	2.60	4.8	7	2	20	4.45	<10
L561205		2.85	0.9	0.88	130	<10	90	<0.5	3	2.51	0.8	10	4	35	3.42	<10
L561206		3.36	0.7	1.15	164	<10	110	<0.5	3	3.62	0.7	9	5	41	2.93	<10
L561207		1.55	<0.2	4.71	32	<10	470	0.7	2	5.64	<0.5	25	89	40	5.53	10
L561208		<0.02	<0.2	4.69	34	<10	480	0.7	2	5.60	<0.5	25	88	39	5.53	10
L561209		0.30	<0.2	0.12	<2	<10	30	<0.5	<2	20.1	<0.5	2	3	1	0.55	<10
L561210		0.06	82.0	1.60	430	<10	30	<0.5	6	1.95	52.7	27	73	>10000	5.90	10
L561211		5.38	1.7	0.86	138	<10	70	<0.5	3	3.53	0.7	7	3	20	3.55	<10
L561212		5.65	1.6	0.83	65	<10	60	<0.5	4	2.82	1.5	8	3	27	3.09	<10
L561213		2.92	1.1	0.63	50	<10	70	<0.5	2	3.57	2.5	7	1	14	2.38	<10
L561214		2.73	1.1	1.16	61	<10	70	<0.5	3	3.78	3.1	9	10	20	2.85	<10
L561215		5.76	2.1	0.99	74	<10	50	<0.5	5	3.75	3.8	9	4	22	3.12	<10
L561216		6.08	1.0	0.85	90	<10	60	<0.5	4	3.70	0.9	6	1	25	3.51	<10
L561217		5.51	2.1	0.88	98	<10	50	<0.5	7	3.12	3.7	7	1	22	3.42	<10
L561218		4.61	1.0	0.75	82	<10	50	<0.5	5	3.39	3.2	7	1	54	3.42	<10
L561219		5.87	0.7	0.77	77	<10	50	<0.5	6	2.95	1.6	7	1	58	3.26	<10
L561220		7.35	0.7	0.80	86	<10	70	<0.5	5	3.30	1.5	8	1	44	3.07	<10
L561221		6.23	0.4	0.80	112	<10	90	<0.5	6	3.69	0.7	7	1	57	3.02	<10
L561222		5.70	0.9	0.89	91	<10	60	<0.5	6	3.84	1.2	7	2	36	3.09	<10
L561223		6.09	2.4	0.88	164	<10	50	<0.5	7	3.44	4.6	7	1	204	3.34	<10

ALS Canada Ltd.

2103 Dollarton Hwy
North Vancouver BC V7H 0A7
Phone: 604 984 0221 Fax: 604 984 0218 www.alsglobal.com

To: **EQUITY EXPLORATION CONSULTANTS LTD.**
SUITE 200, 900 WEST HASTINGS STREET
VANCOUVER BC V6C 1E5

Finalized Date: 21-OCT-2011
Account: EIABRX

Project: BRX11-01

CERTIFICATE OF ANALYSIS WH11173972

Sample Description	Method / Analyte / Units / LOR	ME-ICP41 Hg ppm 1	ME-ICP41 K % 0.01	ME-ICP41 La ppm 10	ME-ICP41 Mg % 0.01	ME-ICP41 Mn ppm 5	ME-ICP41 Mo ppm 1	ME-ICP41 Na % 0.01	ME-ICP41 Ni ppm 1	ME-ICP41 P ppm 10	ME-ICP41 Pb ppm 2	ME-ICP41 S % 0.01	ME-ICP41 Sb ppm 2	ME-ICP41 Sc ppm 1	ME-ICP41 Sr ppm 1	ME-ICP41 Th ppm 20
L561184		<1	0.22	<10	0.05	45	<1	0.09	4	820	184	3.49	6	1	47	<20
L561185		<1	0.22	<10	0.04	197	2	0.13	2	850	195	3.36	5	1	69	<20
L561186		<1	0.23	<10	0.05	46	<1	0.13	1	830	143	3.39	3	1	66	<20
L561187		<1	0.02	<10	11.50	199	1	<0.01	1	150	4	0.04	<2	<1	40	<20
L561188		2	0.37	10	1.43	757	1265	0.08	232	1230	7710	4.24	74	7	199	<20
L561189		<1	0.23	10	0.43	1415	2	0.14	3	790	109	3.48	2	1	68	<20
L561190		<1	0.18	20	0.83	1900	<1	0.14	1	830	70	3.04	6	3	225	<20
L561191		<1	0.24	10	0.75	1620	<1	0.15	1	850	95	3.58	3	2	296	<20
L561192		<1	0.26	10	0.54	1225	<1	0.13	7	810	337	3.82	3	1	141	<20
L561193		<1	0.17	10	0.64	2110	<1	0.15	<1	820	595	3.49	3	2	400	<20
L561194		<1	0.18	10	0.51	2130	<1	0.15	<1	850	380	3.18	3	3	234	<20
L561195		<1	0.20	20	0.51	1935	<1	0.14	<1	810	491	3.09	<2	2	284	<20
L561196		<1	0.11	30	3.51	1725	<1	0.13	47	3020	2	0.18	3	10	441	<20
L561197		1	0.22	20	0.98	1155	<1	0.13	10	1050	328	3.22	11	3	156	<20
L561198		1	0.23	30	3.42	2230	<1	0.52	49	2870	3	0.23	3	11	494	<20
L561199		2	0.23	20	0.83	1790	<1	0.17	6	830	194	3.06	<2	3	292	<20
L561200		<1	0.16	10	0.74	1875	<1	0.13	7	850	162	3.09	2	4	184	<20
L561201		<1	0.16	10	0.65	1265	<1	0.16	6	810	116	3.40	3	3	499	<20
L561202		<1	0.17	10	1.04	2290	<1	0.14	4	770	46	2.89	<2	5	466	<20
L561203		<1	0.19	20	0.79	2170	<1	0.17	5	800	82	3.70	6	4	157	<20
L561204		<1	0.27	10	0.96	1990	1	0.10	2	800	269	5.41	3	2	211	<20
L561205		1	0.18	20	0.96	2040	<1	0.18	6	840	80	3.77	5	4	112	<20
L561206		<1	0.17	10	0.74	1930	<1	0.16	7	780	61	3.17	4	5	196	<20
L561207		1	0.11	30	3.84	2190	<1	0.10	68	2400	3	0.31	2	13	638	<20
L561208		1	0.11	30	3.84	2180	<1	0.10	68	2380	3	0.31	<2	13	635	<20
L561209		<1	0.02	<10	12.45	248	<1	0.02	1	210	<2	0.03	<2	1	67	<20
L561210		3	0.34	10	1.35	751	1270	0.10	228	1220	7830	4.27	72	7	203	<20
L561211		<1	0.21	20	0.78	1550	2	0.17	4	830	96	4.06	2	2	351	<20
L561212		<1	0.26	10	1.20	1630	<1	0.13	2	820	126	3.44	5	2	154	<20
L561213		<1	0.20	10	0.65	1185	<1	0.13	<1	730	130	2.79	2	1	477	<20
L561214		<1	0.22	10	1.00	1160	<1	0.17	9	970	157	2.91	<2	3	390	<20
L561215		<1	0.23	10	0.96	1170	<1	0.17	1	860	292	3.55	3	2	751	<20
L561216		<1	0.18	20	0.68	970	<1	0.20	<1	860	117	4.17	3	2	223	<20
L561217		<1	0.23	10	0.63	1100	<1	0.17	<1	850	377	4.01	3	2	246	<20
L561218		<1	0.21	20	0.70	1705	<1	0.14	2	830	157	4.04	6	2	282	<20
L561219		<1	0.23	20	0.69	1725	<1	0.13	<1	770	125	3.81	8	2	152	<20
L561220		<1	0.19	20	0.49	1340	<1	0.16	<1	810	105	3.64	6	2	164	<20
L561221		<1	0.18	20	0.61	1580	<1	0.16	<1	780	71	3.60	7	3	201	<20
L561222		<1	0.16	10	0.66	1625	<1	0.17	<1	810	91	3.69	3	4	234	<20
L561223		<1	0.20	20	0.54	1745	<1	0.16	<1	840	245	3.95	19	2	291	<20

ALS Canada Ltd.
2103 Dollarton Hwy
North Vancouver BC V7H 0A7
Phone: 604 984 0221 Fax: 604 984 0218 www.alsglobal.com

To: **EQUITY EXPLORATION CONSULTANTS LTD.**
SUITE 200, 900 WEST HASTINGS STREET
VANCOUVER BC V6C 1E5

Finalized Date: 21-OCT-2011
Account: EIABRX

Project: BRX11-01

CERTIFICATE OF ANALYSIS WH11173972

Sample Description	Method / Analyte / Units / LOR	ME-ICP41 Ti % 0.01	ME-ICP41 Tl ppm 10	ME-ICP41 U ppm 10	ME-ICP41 V ppm 1	ME-ICP41 W ppm 10	ME-ICP41 Zn ppm 2	Au-AA25 Au ppm 0.01	Cu-AA46 Cu % 0.001	Zn-AA46 Zn % 0.001
L561184		<0.01	<10	<10	6	<10	271	<0.01		
L561185		<0.01	<10	<10	7	<10	170	0.01		
L561186		<0.01	<10	<10	7	<10	312	<0.01		
L561187		<0.01	<10	10	1	<10	24	<0.01		
L561188		0.11	<10	<10	75	20	8910	1.34	2.48	
L561189		0.01	<10	<10	9	<10	184	<0.01		
L561190		<0.01	<10	<10	14	<10	77	0.01		
L561191		<0.01	<10	<10	14	<10	190	<0.01		
L561192		<0.01	<10	<10	9	<10	488	0.01		
L561193		<0.01	<10	<10	10	<10	570	0.01		
L561194		<0.01	<10	<10	11	<10	544	0.01		
L561195		<0.01	<10	<10	12	<10	446	0.01		
L561196		0.02	<10	<10	148	<10	117	<0.01		
L561197		<0.01	<10	<10	29	<10	341	<0.01		
L561198		0.14	<10	<10	151	<10	137	<0.01		
L561199		<0.01	<10	<10	20	<10	254	0.01		
L561200		<0.01	<10	<10	24	<10	239	<0.01		
L561201		<0.01	<10	<10	18	<10	179	0.01		
L561202		<0.01	<10	<10	23	<10	110	0.01		
L561203		<0.01	<10	<10	19	<10	129	<0.01		
L561204		<0.01	<10	<10	10	<10	860	0.02		
L561205		<0.01	<10	<10	21	<10	131	0.01		
L561206		<0.01	<10	<10	20	<10	107	0.01		
L561207		0.03	<10	<10	170	<10	175	0.01		
L561208		0.03	<10	<10	171	<10	176	<0.01		
L561209		<0.01	<10	10	2	<10	19	<0.01		
L561210		0.10	<10	<10	71	30	8480	1.44	2.39	
L561211		<0.01	<10	<10	16	<10	133	0.02		
L561212		<0.01	<10	<10	14	<10	269	0.02		
L561213		<0.01	<10	<10	7	<10	431	0.02		
L561214		<0.01	<10	<10	20	<10	524	0.01		
L561215		<0.01	<10	<10	14	<10	652	0.01		
L561216		<0.01	<10	<10	10	<10	164	<0.01		
L561217		<0.01	<10	<10	11	<10	640	0.01		
L561218		<0.01	<10	<10	13	<10	532	0.02		
L561219		<0.01	<10	<10	9	<10	264	0.01		
L561220		<0.01	<10	<10	12	<10	209	0.01		
L561221		<0.01	<10	<10	13	<10	127	0.01		
L561222		<0.01	<10	<10	16	<10	239	0.01		
L561223		<0.01	<10	<10	12	<10	777	0.01		

ALS Canada Ltd.

2103 Dollarton Hwy
North Vancouver BC V7H 0A7
Phone: 604 984 0221 Fax: 604 984 0218 www.alsglobal.com

To: **EQUITY EXPLORATION CONSULTANTS LTD.**
SUITE 200, 900 WEST HASTINGS STREET
VANCOUVER BC V6C 1E5

Finalized Date: 21-OCT-2011
Account: EIABRX

Project: BRX11-01

CERTIFICATE OF ANALYSIS WH11173972

Sample Description	Method / Analyte / Units / LOR	WEI-21 Recvd Wt. kg 0.02	ME-ICP41 Ag ppm 0.2	ME-ICP41 Al % 0.01	ME-ICP41 As ppm 2	ME-ICP41 B ppm 10	ME-ICP41 Ba ppm 10	ME-ICP41 Be ppm 0.5	ME-ICP41 Bi ppm 2	ME-ICP41 Ca % 0.01	ME-ICP41 Cd ppm 0.5	ME-ICP41 Co ppm 1	ME-ICP41 Cr ppm 1	ME-ICP41 Cu ppm 1	ME-ICP41 Fe % 0.01	ME-ICP41 Ga ppm 10
L561224		5.83	2.9	0.74	84	<10	70	<0.5	7	2.29	9.3	8	1	44	3.33	<10
L561225		5.87	1.2	0.78	101	<10	70	<0.5	5	2.79	1.5	8	1	37	3.26	<10
L561226		5.71	1.0	0.84	84	<10	100	<0.5	5	1.83	1.6	7	1	31	3.46	<10
L561227		2.36	1.8	0.86	74	<10	50	<0.5	6	1.06	2.5	8	1	23	3.53	<10
L561228		6.09	0.9	1.71	91	<10	50	0.5	3	2.69	1.2	12	23	32	3.73	<10
L561229		2.95	1.0	3.74	116	<10	120	0.6	23	4.56	5.5	23	89	82	5.23	10
L561230		0.52	<0.2	0.03	<2	<10	20	<0.5	<2	20.5	<0.5	1	1	2	0.52	<10
L561231		0.07	37.6	0.76	130	<10	20	<0.5	18	0.51	209	160	53	>10000	16.7	20
L561232		1.20	14.1	1.07	230	<10	30	0.5	250	0.42	11.8	10	6	2550	5.69	<10
L561233		2.69	5.3	3.60	61	<10	580	0.7	229	4.06	1.5	22	63	430	6.24	10
L561234		3.05	3.8	2.50	99	<10	40	0.5	5	0.99	0.5	19	50	1565	5.93	10
L561235		5.13	1.2	3.23	36	<10	500	0.5	7	3.76	<0.5	22	68	281	5.96	10
L561236		3.10	2.1	0.99	54	<10	60	<0.5	5	0.34	<0.5	8	3	292	4.12	<10
L561237		3.82	1.1	0.42	54	<10	40	<0.5	9	0.41	<0.5	11	4	110	5.80	<10
L561238		1.80	6.4	0.44	489	<10	40	<0.5	131	0.34	<0.5	11	<1	1545	13.30	<10
L561239		4.62	1.4	0.97	79	<10	40	<0.5	21	0.29	<0.5	13	5	58	5.06	<10
L561240		5.10	1.3	3.17	96	<10	270	0.6	25	3.46	<0.5	24	73	91	6.09	10
L561241		5.26	<0.2	3.19	55	<10	680	0.7	4	4.30	<0.5	23	77	46	6.17	10
L561242		4.21	1.1	3.27	131	<10	330	0.7	3	3.94	<0.5	25	72	144	6.22	10
L561243		1.14	46.1	3.34	530	<10	30	1.2	<2	1.41	9.1	18	40	>10000	8.49	10
L561244		5.99	3.4	3.76	62	<10	390	0.9	2	4.48	0.6	28	89	1420	7.40	10
L561245		6.35	0.7	3.46	39	<10	650	0.6	3	4.43	<0.5	24	72	291	6.29	10
L561246		6.33	<0.2	3.34	33	<10	510	0.7	<2	4.71	<0.5	25	81	71	6.34	10
L561247		5.72	<0.2	3.37	30	<10	1150	0.7	<2	3.60	<0.5	23	66	59	6.28	10
L561248		6.03	<0.2	3.64	37	<10	540	0.8	3	4.84	<0.5	28	86	52	6.65	10
L561249		5.62	<0.2	3.81	36	<10	580	0.7	<2	5.11	<0.5	31	92	57	6.97	10
L561250		2.49	<0.2	3.85	34	<10	730	0.7	<2	5.07	<0.5	29	88	47	6.75	10
L561251		3.18	<0.2	3.72	35	<10	620	0.7	<2	4.92	<0.5	28	84	48	6.57	10
L561252		0.49	<0.2	0.10	<2	<10	30	<0.5	<2	20.2	<0.5	1	3	2	0.55	<10
L561253		0.06	84.9	1.69	467	<10	30	<0.5	5	2.05	55.3	29	78	>10000	6.24	10
L561254		4.23	2.3	3.55	83	<10	390	0.5	3	3.55	0.5	22	60	566	6.51	10
L561255		2.34	2.6	0.97	123	<10	30	<0.5	6	0.52	0.6	10	5	431	5.12	<10
L561256		2.97	1.9	0.70	116	<10	50	<0.5	9	0.38	1.6	8	3	261	3.66	<10
L561257		3.27	1.3	0.56	72	<10	80	<0.5	5	0.26	3.2	8	1	96	3.23	<10
L561258		3.13	2.0	0.63	73	<10	50	<0.5	8	0.27	5.9	8	1	80	3.47	<10
L561259		3.16	1.4	0.56	66	<10	70	<0.5	5	0.24	3.8	7	1	41	3.11	<10
L561260		3.83	1.2	0.56	53	<10	70	<0.5	5	0.29	5.3	8	1	21	2.95	<10
L561261		2.87	1.8	0.62	66	<10	50	<0.5	9	0.29	6.4	9	1	89	4.13	<10
L561262		2.78	1.3	0.57	43	<10	40	<0.5	4	0.26	10.9	8	1	43	3.28	<10
L561263		3.37	1.5	0.48	135	<10	80	<0.5	6	0.25	5.7	8	1	296	3.89	<10

ALS Canada Ltd.
2103 Dollarton Hwy
North Vancouver BC V7H 0A7
Phone: 604 984 0221 Fax: 604 984 0218 www.alsglobal.com

To: **EQUITY EXPLORATION CONSULTANTS LTD.**
SUITE 200, 900 WEST HASTINGS STREET
VANCOUVER BC V6C 1E5

Finalized Date: 21-OCT-2011
Account: EIABRX

Project: BRX11-01

CERTIFICATE OF ANALYSIS WH11173972

Sample Description	Method / Analyte / Units / LOR	ME-ICP41 Hg ppm 1	ME-ICP41 K % 0.01	ME-ICP41 La ppm 10	ME-ICP41 Mg % 0.01	ME-ICP41 Mn ppm 5	ME-ICP41 Mo ppm 1	ME-ICP41 Na % 0.01	ME-ICP41 Ni ppm 1	ME-ICP41 P ppm 10	ME-ICP41 Pb ppm 2	ME-ICP41 S % 0.01	ME-ICP41 Sb ppm 2	ME-ICP41 Sc ppm 1	ME-ICP41 Sr ppm 1	ME-ICP41 Th ppm 20
L561224		<1	0.21	20	0.83	1975	<1	0.15	<1	870	655	3.94	5	2	102	<20
L561225		<1	0.19	20	0.77	2340	<1	0.16	<1	800	157	3.88	5	2	219	<20
L561226		<1	0.22	10	0.69	2470	<1	0.14	<1	810	119	3.89	4	1	85	<20
L561227		1	0.27	10	0.35	1110	<1	0.12	1	840	227	3.92	2	1	105	<20
L561228		<1	0.20	20	1.26	2390	<1	0.12	24	1030	128	3.10	2	5	345	<20
L561229		1	0.13	20	3.27	4540	<1	0.11	71	1850	540	1.58	3	13	430	<20
L561230		<1	0.01	<10	12.70	247	<1	0.02	<1	140	<2	0.03	<2	<1	44	<20
L561231		13	0.15	10	0.52	675	26	0.03	47	190	5980	>10.0	30	1	14	<20
L561232		4	0.12	10	0.33	181	<1	0.15	4	1010	248	6.13	99	2	250	<20
L561233		<1	0.06	20	3.04	1160	<1	0.26	46	2640	173	0.52	11	11	674	<20
L561234		2	0.17	10	1.51	420	<1	0.16	40	1410	96	4.07	41	7	473	<20
L561235		<1	0.06	20	2.83	1180	<1	0.17	51	2470	46	0.52	13	10	563	<20
L561236		2	0.16	10	0.07	52	<1	0.12	3	1000	71	4.47	17	1	91	<20
L561237		<1	0.06	20	0.12	77	<1	0.05	4	850	93	6.80	11	1	81	<20
L561238		9	0.10	40	0.01	37	<1	0.07	<1	1380	294	>10.0	115	<1	90	<20
L561239		1	0.12	20	0.17	76	<1	0.10	5	900	32	5.43	9	1	114	<20
L561240		<1	0.04	20	3.31	1135	<1	0.17	48	2840	32	0.96	8	11	643	<20
L561241		<1	0.04	30	3.13	1250	<1	0.24	42	3060	7	0.31	7	15	459	<20
L561242		1	0.03	30	3.28	1230	<1	0.22	47	3020	18	0.82	9	11	637	<20
L561243		4	0.19	20	2.61	736	<1	0.20	35	2160	162	5.11	103	9	999	<20
L561244		1	0.04	30	3.82	1585	<1	0.26	83	2920	16	0.72	9	15	495	<20
L561245		<1	0.04	20	3.16	1640	<1	0.21	53	2710	9	0.20	9	13	570	<20
L561246		<1	0.03	20	3.15	1740	<1	0.21	69	2640	8	0.14	8	13	464	<20
L561247		<1	0.04	20	3.28	1630	<1	0.24	47	2770	13	0.20	7	11	614	<20
L561248		1	0.04	20	3.51	2020	<1	0.27	86	2740	16	0.15	7	13	463	<20
L561249		1	0.03	20	3.63	2430	<1	0.28	96	2780	7	0.14	5	13	472	<20
L561250		<1	0.04	20	3.43	2600	<1	0.32	82	2750	9	0.16	6	12	515	<20
L561251		1	0.04	20	3.35	2560	<1	0.29	78	2720	6	0.15	8	12	464	<20
L561252		<1	0.02	<10	12.55	253	<1	0.03	2	320	<2	0.02	<2	<1	53	<20
L561253		3	0.37	10	1.43	794	1340	0.11	241	1290	8310	4.54	76	7	214	<20
L561254		1	0.09	20	3.06	2330	2	0.20	44	2780	25	0.88	14	9	414	<20
L561255		2	0.16	10	0.22	230	<1	0.10	5	970	60	5.83	37	1	374	<20
L561256		1	0.24	10	0.13	114	<1	0.08	3	830	306	3.86	62	1	102	<20
L561257		<1	0.23	<10	0.03	41	2	0.08	1	780	335	3.56	22	1	65	<20
L561258		<1	0.25	<10	0.03	52	<1	0.08	1	840	400	3.85	16	1	38	<20
L561259		1	0.23	<10	0.03	45	<1	0.07	1	790	335	3.39	7	1	34	<20
L561260		2	0.20	<10	0.02	40	<1	0.09	<1	830	419	3.25	4	1	49	<20
L561261		2	0.24	<10	0.02	52	<1	0.09	1	830	426	4.55	12	1	89	<20
L561262		2	0.23	<10	0.03	493	<1	0.07	1	810	452	3.64	7	1	33	<20
L561263		1	0.18	<10	0.02	286	<1	0.07	1	790	356	4.31	24	1	32	<20

ALS Canada Ltd.

2103 Dollarton Hwy
North Vancouver BC V7H 0A7
Phone: 604 984 0221 Fax: 604 984 0218 www.alsglobal.com

To: **EQUITY EXPLORATION CONSULTANTS LTD.**
SUITE 200, 900 WEST HASTINGS STREET
VANCOUVER BC V6C 1E5

Finalized Date: 21-OCT-2011
Account: EIABRX

Project: BRX11-01

CERTIFICATE OF ANALYSIS WH11173972

Sample Description	Method / Analyte / Units / LOR	ME-ICP41 Ti % 0.01	ME-ICP41 Tl ppm 10	ME-ICP41 U ppm 10	ME-ICP41 V ppm 1	ME-ICP41 W ppm 10	ME-ICP41 Zn ppm 2	Au-AA25 Au ppm 0.01	Cu-AA46 Cu % 0.001	Zn-AA46 Zn % 0.001
L561224		<0.01	<10	<10	15	<10	1710	0.01		
L561225		<0.01	<10	<10	10	<10	302	0.02		
L561226		<0.01	<10	<10	9	<10	287	0.01		
L561227		<0.01	<10	<10	8	<10	474	0.02		
L561228		<0.01	<10	<10	42	<10	259	0.01		
L561229		0.01	<10	<10	131	<10	985	0.02		
L561230		<0.01	<10	10	<1	<10	21	0.01		
L561231		0.03	<10	<10	15	<10	>10000	0.42	1.385	7.82
L561232		<0.01	<10	<10	21	<10	1335	0.05		
L561233		0.05	<10	<10	175	<10	124	0.01		
L561234		0.01	<10	<10	81	<10	80	0.03		
L561235		0.04	<10	<10	166	<10	132	0.01		
L561236		<0.01	<10	<10	7	<10	25	0.06		
L561237		<0.01	<10	<10	7	<10	17	0.05		
L561238		<0.01	<10	<10	1	<10	48	0.22		
L561239		<0.01	<10	<10	12	<10	11	0.02		
L561240		0.16	<10	<10	164	<10	95	0.02		
L561241		0.47	<10	<10	175	<10	98	0.02		
L561242		0.23	<10	<10	169	<10	108	0.01		
L561243		0.07	<10	<10	107	<10	1265	0.09	1.140	
L561244		0.31	<10	<10	183	<10	209	0.02		
L561245		0.24	<10	<10	175	<10	124	<0.01		
L561246		0.20	<10	<10	176	<10	102	0.01		
L561247		0.12	<10	<10	181	<10	117	<0.01		
L561248		0.18	<10	<10	182	<10	113	<0.01		
L561249		0.13	<10	<10	189	<10	107	<0.01		
L561250		0.13	<10	<10	191	<10	108	<0.01		
L561251		0.12	<10	<10	185	<10	104	<0.01		
L561252		<0.01	<10	<10	2	<10	15	0.01		
L561253		0.11	<10	<10	76	30	9020	1.38	2.52	
L561254		0.05	<10	<10	178	<10	147	0.01		
L561255		<0.01	<10	<10	15	<10	42	0.02		
L561256		<0.01	<10	<10	9	<10	120	0.02		
L561257		<0.01	<10	<10	2	<10	337	0.01		
L561258		<0.01	<10	<10	3	<10	634	0.01		
L561259		<0.01	<10	<10	2	<10	407	0.02		
L561260		<0.01	<10	<10	2	<10	565	0.01		
L561261		<0.01	<10	<10	2	<10	776	0.02		
L561262		<0.01	<10	<10	2	<10	1795	0.01		
L561263		<0.01	<10	<10	2	<10	895	0.02		

ALS Canada Ltd.

2103 Dollarton Hwy
North Vancouver BC V7H 0A7
Phone: 604 984 0221 Fax: 604 984 0218 www.alsglobal.com

To: **EQUITY EXPLORATION CONSULTANTS LTD.**
SUITE 200, 900 WEST HASTINGS STREET
VANCOUVER BC V6C 1E5

Finalized Date: 21-OCT-2011
Account: EIABRX

Project: BRX11-01

CERTIFICATE OF ANALYSIS WH11173972

Sample Description	Method / Analyte / Units / LOR	WEI-21 Recvd Wt. kg 0.02	ME-ICP41 Ag ppm 0.2	ME-ICP41 Al % 0.01	ME-ICP41 As ppm 2	ME-ICP41 B ppm 10	ME-ICP41 Ba ppm 10	ME-ICP41 Be ppm 0.5	ME-ICP41 Bi ppm 2	ME-ICP41 Ca % 0.01	ME-ICP41 Cd ppm 0.5	ME-ICP41 Co ppm 1	ME-ICP41 Cr ppm 1	ME-ICP41 Cu ppm 1	ME-ICP41 Fe % 0.01	ME-ICP41 Ga ppm 10
L561264		2.43	13.6	0.23	1420	<10	30	<0.5	28	0.23	5.3	6	<1	3500	4.48	<10
L561265		2.77	2.8	0.44	58	<10	80	<0.5	9	0.24	12.0	8	<1	103	3.61	<10
L561266		2.70	1.8	0.53	32	<10	90	<0.5	5	0.27	9.4	7	<1	52	3.23	<10
L561267		2.92	1.5	0.49	25	<10	80	<0.5	4	0.27	8.8	7	<1	31	3.53	<10
L561268		3.01	1.7	0.51	30	<10	80	<0.5	4	0.25	11.4	9	<1	31	3.72	<10
L561269		2.97	1.9	0.60	41	<10	60	<0.5	6	0.27	6.9	8	<1	59	3.97	<10
L561270		2.75	1.2	0.45	28	<10	80	<0.5	5	0.24	5.7	8	<1	25	3.42	<10
L561271		3.01	1.3	0.44	55	<10	80	<0.5	3	0.25	5.5	8	<1	34	3.23	<10
L561272		3.97	1.2	0.48	45	<10	90	<0.5	3	0.25	3.0	7	<1	23	3.50	<10
L561273		0.39	<0.2	0.05	5	<10	30	<0.5	<2	21.0	<0.5	<1	<1	1	0.51	<10
L561274		0.06	41.8	0.86	161	<10	20	<0.5	41	0.53	240	183	54	>10000	18.9	20
L561275		3.08	1.0	0.50	70	<10	80	<0.5	5	0.29	0.9	6	1	30	4.30	<10
L561276		3.10	1.2	0.45	52	<10	80	<0.5	3	0.24	1.3	7	1	37	3.89	<10
L561277		2.72	1.5	0.56	69	<10	70	<0.5	3	0.28	3.2	7	<1	73	4.12	<10
L561278		2.82	1.3	0.59	97	<10	50	<0.5	4	0.28	2.3	8	<1	35	4.19	<10
L561279		2.84	1.4	0.58	109	<10	90	<0.5	3	0.31	10.8	6	<1	86	3.38	<10
L561280		3.26	1.6	0.57	96	<10	60	<0.5	4	0.28	3.3	7	<1	57	4.25	<10
L561281		3.20	1.3	0.59	93	<10	80	<0.5	4	0.29	2.9	9	<1	47	3.85	<10
L561282		2.72	1.3	0.50	86	<10	80	<0.5	4	0.25	0.9	6	<1	55	3.97	<10
L561283		2.95	1.3	0.52	60	<10	50	<0.5	4	0.24	<0.5	7	<1	38	4.17	<10
L561284		3.16	0.9	0.53	46	<10	100	<0.5	2	0.22	1.1	9	<1	33	3.09	<10
L561285		2.12	1.5	0.51	52	<10	50	<0.5	4	0.30	<0.5	8	<1	47	4.61	<10
L561286		2.50	1.1	0.59	76	<10	60	<0.5	2	0.39	<0.5	7	<1	44	4.75	<10
L561287		2.40	2.0	0.59	99	<10	60	<0.5	10	0.54	1.1	7	1	66	4.58	<10
L561288		2.85	2.8	0.60	101	<10	80	<0.5	7	0.32	3.4	7	<1	128	3.90	<10
L561289		2.76	2.5	0.62	115	<10	90	<0.5	4	0.28	4.2	7	<1	186	3.66	<10
L561290		1.61	1.4	0.65	76	<10	80	<0.5	4	0.34	<0.5	6	<1	63	3.51	<10
L561291		3.36	0.8	0.41	55	<10	80	<0.5	5	0.30	<0.5	7	<1	55	3.67	<10
L561292		6.34	<0.2	3.35	37	<10	170	<0.5	<2	4.06	<0.5	20	25	39	5.86	10
L561293		2.78	1.0	0.69	65	<10	60	<0.5	4	0.33	<0.5	11	2	123	5.31	<10
L561294		<0.02	1.0	0.61	60	<10	50	<0.5	5	0.32	<0.5	12	2	81	5.42	<10
L561295		0.46	<0.2	0.06	4	<10	20	<0.5	<2	20.7	<0.5	<1	<1	3	0.51	<10
L561296		0.08	85.4	1.69	499	<10	50	<0.5	2	2.05	59.0	29	80	>10000	6.21	10
L561297		3.39	1.1	0.54	68	<10	40	<0.5	3	0.32	<0.5	6	1	52	4.88	<10

ALS Canada Ltd.

2103 Dollarton Hwy
North Vancouver BC V7H 0A7
Phone: 604 984 0221 Fax: 604 984 0218 www.alsglobal.com

To: **EQUITY EXPLORATION CONSULTANTS LTD.**
SUITE 200, 900 WEST HASTINGS STREET
VANCOUVER BC V6C 1E5

Finalized Date: 21-OCT-2011
Account: EIABRX

Project: BRX11-01

CERTIFICATE OF ANALYSIS WH11173972

Sample Description	Method	ME-ICP41	ME-ICP41	ME-ICP41	ME-ICP41	ME-ICP41	ME-ICP41	ME-ICP41	ME-ICP41	ME-ICP41	ME-ICP41	ME-ICP41	ME-ICP41	ME-ICP41	ME-ICP41	ME-ICP41
	Analyte	Hg	K	La	Mg	Mn	Mo	Na	Ni	P	Pb	S	Sb	Sc	Sr	Th
	Units	ppm	%	ppm	%	ppm	ppm	%	ppm	ppm	ppm	%	ppm	ppm	ppm	ppm
	LOR	1	0.01	10	0.01	5	1	0.01	1	10	2	0.01	2	1	1	20
L561264		5	0.04	<10	0.01	34	84	0.04	4	950	117	5.98	250	1	19	<20
L561265		2	0.15	<10	0.01	38	2	0.08	2	790	871	4.48	7	1	29	<20
L561266		1	0.17	<10	0.02	67	<1	0.08	2	820	562	3.87	4	1	40	<20
L561267		<1	0.15	<10	0.04	70	1	0.07	2	890	487	4.32	<2	1	35	<20
L561268		2	0.18	<10	0.03	71	4	0.07	2	840	756	4.54	2	1	35	<20
L561269		1	0.22	<10	0.03	57	<1	0.08	2	860	496	4.80	2	1	45	<20
L561270		1	0.17	<10	0.02	50	1	0.06	1	860	399	4.14	<2	1	38	<20
L561271		<1	0.13	<10	0.03	51	<1	0.07	2	830	287	3.90	<2	1	31	<20
L561272		<1	0.18	<10	0.02	48	<1	0.07	1	800	397	4.14	<2	1	30	<20
L561273		<1	0.02	<10	12.95	219	<1	0.02	1	200	5	0.05	<2	<1	47	<20
L561274		17	0.17	10	0.56	747	39	0.05	49	240	6760	>10.0	22	2	17	<20
L561275		<1	0.20	<10	0.02	41	1	0.07	1	1070	238	4.67	2	1	29	<20
L561276		<1	0.20	<10	0.03	31	3	0.05	1	790	371	4.68	<2	1	22	<20
L561277		<1	0.20	<10	0.03	42	<1	0.08	1	870	443	4.93	6	1	38	<20
L561278		<1	0.19	<10	0.02	40	<1	0.10	1	800	220	5.37	<2	1	48	<20
L561279		1	0.16	<10	0.02	43	<1	0.11	1	830	196	4.10	5	1	54	<20
L561280		<1	0.20	<10	0.01	42	<1	0.09	1	850	323	5.49	3	1	42	<20
L561281		<1	0.18	<10	0.02	36	<1	0.10	1	810	131	4.62	2	1	51	<20
L561282		<1	0.18	<10	0.01	34	<1	0.07	1	850	98	4.77	3	1	36	<20
L561283		<1	0.22	<10	0.02	34	<1	0.05	1	860	192	4.95	3	1	27	<20
L561284		<1	0.22	<10	0.02	35	<1	0.06	<1	800	81	3.58	3	1	28	<20
L561285		<1	0.17	<10	0.01	29	<1	0.09	1	1010	113	6.01	<2	1	46	<20
L561286		<1	0.20	<10	0.02	32	1	0.08	1	1440	185	6.16	3	1	41	<20
L561287		<1	0.25	<10	0.02	36	<1	0.06	1	860	197	6.22	5	1	47	<20
L561288		<1	0.21	<10	0.02	36	<1	0.09	1	760	170	4.73	10	1	51	<20
L561289		1	0.21	<10	0.02	42	<1	0.10	2	830	119	4.39	15	1	94	<20
L561290		<1	0.24	<10	0.02	33	<1	0.09	2	710	73	4.27	5	1	47	<20
L561291		<1	0.10	<10	0.01	20	1	0.08	1	960	25	4.41	3	1	60	<20
L561292		<1	0.13	30	2.59	1945	1	0.09	19	3760	5	0.36	<2	6	144	<20
L561293		<1	0.19	<10	0.09	70	1	0.11	1	960	45	6.69	<2	1	68	<20
L561294		1	0.18	<10	0.08	63	1	0.09	3	940	40	5.96	<2	1	63	<20
L561295		<1	0.01	<10	12.90	240	<1	0.03	1	220	<2	0.02	<2	<1	49	<20
L561296		2	0.38	10	1.43	810	1410	0.12	258	1300	8770	4.84	81	7	210	<20
L561297		1	0.13	<10	0.03	25	1	0.11	1	890	73	5.33	<2	<1	64	<20

ALS Canada Ltd.
2103 Dollarton Hwy
North Vancouver BC V7H 0A7
Phone: 604 984 0221 Fax: 604 984 0218 www.alsglobal.com

To: **EQUITY EXPLORATION CONSULTANTS LTD.**
SUITE 200, 900 WEST HASTINGS STREET
VANCOUVER BC V6C 1E5

Finalized Date: 21-OCT-2011
Account: EIABRX

Project: BRX11-01

CERTIFICATE OF ANALYSIS WH11173972

Sample Description	Method / Analyte / Units / LOR	ME-ICP41 Ti % 0.01	ME-ICP41 Tl ppm 10	ME-ICP41 U ppm 10	ME-ICP41 V ppm 1	ME-ICP41 W ppm 10	ME-ICP41 Zn ppm 2	Au-AA25 Au ppm 0.01	Cu-AA46 Cu % 0.001	Zn-AA46 Zn % 0.001
L561264		<0.01	<10	<10	2	<10	676	0.06		
L561265		<0.01	<10	<10	3	<10	1820	0.02		
L561266		<0.01	<10	<10	4	<10	1630	0.01		
L561267		<0.01	<10	<10	4	<10	1650	0.01		
L561268		<0.01	<10	<10	5	<10	2090	0.03		
L561269		<0.01	<10	<10	4	<10	1190	0.01		
L561270		<0.01	<10	<10	4	<10	1060	<0.01		
L561271		<0.01	<10	<10	3	<10	1080	0.01		
L561272		<0.01	<10	<10	3	<10	560	0.01		
L561273		<0.01	<10	10	1	<10	16	<0.01		
L561274		0.04	10	<10	20	<10	>10000	0.42	1.370	7.09
L561275		<0.01	<10	<10	4	<10	152	0.01		
L561276		<0.01	<10	<10	4	<10	243	0.03		
L561277		<0.01	<10	<10	5	<10	489	0.03		
L561278		<0.01	<10	<10	4	<10	332	0.09		
L561279		<0.01	<10	<10	4	<10	1250	0.01		
L561280		<0.01	<10	<10	4	<10	420	0.02		
L561281		<0.01	<10	<10	4	<10	352	0.03		
L561282		<0.01	<10	<10	4	<10	116	0.02		
L561283		<0.01	<10	<10	4	<10	80	0.03		
L561284		<0.01	<10	<10	5	<10	146	0.03		
L561285		<0.01	<10	<10	4	<10	49	0.12		
L561286		<0.01	<10	<10	4	<10	35	0.04		
L561287		<0.01	<10	<10	5	<10	171	0.03		
L561288		<0.01	<10	<10	5	<10	490	0.10		
L561289		<0.01	<10	<10	4	<10	582	0.05		
L561290		<0.01	<10	<10	5	<10	59	0.03		
L561291		<0.01	<10	<10	3	<10	47	0.01		
L561292		0.06	<10	<10	131	<10	109	0.01		
L561293		<0.01	<10	<10	9	<10	9	0.02		
L561294		<0.01	<10	<10	8	<10	15	0.03		
L561295		<0.01	<10	10	2	<10	11	0.02		
L561296		0.12	<10	<10	80	20	9790	1.44	2.50	
L561297		<0.01	<10	<10	4	<10	7	0.02		

ALS Canada Ltd.

2103 Dollarton Hwy
North Vancouver BC V7H 0A7
Phone: 604 984 0221 Fax: 604 984 0218 www.alsglobal.com

To: **EQUITY EXPLORATION CONSULTANTS LTD.**
SUITE 200, 900 WEST HASTINGS STREET
VANCOUVER BC V6C 1E5

Finalized Date: 21-OCT-2011
Account: EIABRX

CERTIFICATE WH11173971

Project: BRX11-01

P.O. No.: BRX11-17

This report is for 197 Drill Core samples submitted to our lab in Whitehorse, YT, Canada on 30-AUG-2011.

The following have access to data associated with this certificate:

HENRY AWMACK EQUITY ENG EMAIL RYAN TOOLE	DARCY BAKER TOBY HUGHES	WANDA CARTER SORIN POSESCU

SAMPLE PREPARATION

ALS CODE	DESCRIPTION
WEI-21	Received Sample Weight
LOG-24	Pulp Login - Rcd w/o Barcode
LOG-22d	Sample login - Rcd w/o BarCode dup
SPL-21d	Split sample - duplicate
PUL-31d	Pulverize Split - duplicate
LOG-22	Sample login - Rcd w/o BarCode
SPL-22Y	Split Sample - Boyd Rotary Splitter
CRU-QC	Crushing QC Test
PUL-QC	Pulverizing QC Test
CRU-31	Fine crushing - 70% <2mm
PUL-31	Pulverize split to 85% <75 um

ANALYTICAL PROCEDURES

ALS CODE	DESCRIPTION	INSTRUMENT
Cu-AA46	Ore grade Cu - aqua regia/AA	AAS
Zn-AA46	Ore grade Zn - aqua regia/AA	AAS
ME-ICP41	35 Element Aqua Regia ICP-AES	ICP-AES
Au-AA25	Ore Grade Au 30g FA AA finish	AAS

To: **EQUITY EXPLORATION CONSULTANTS LTD.**
ATTN: WANDA CARTER
SUITE 200, 900 WEST HASTINGS STREET
VANCOUVER BC V6C 1E5

This is the Final Report and supersedes any preliminary report with this certificate number. Results apply to samples as submitted. All pages of this report have been checked and approved for release.

Signature:
Colin Ramshaw, Vancouver Laboratory Manager

ALS Canada Ltd.

2103 Dollarton Hwy
North Vancouver BC V7H 0A7
Phone: 604 984 0221 Fax: 604 984 0218 www.alsglobal.com

To: **EQUITY EXPLORATION CONSULTANTS LTD.**
SUITE 200, 900 WEST HASTINGS STREET
VANCOUVER BC V6C 1E5

Finalized Date: 21-OCT-2011
Account: EIABRX

Project: BRX11-01

CERTIFICATE OF ANALYSIS WH11173971

Sample Description	Method / Analyte / Units / LOR	WEI-21 Recvd Wt. kg 0.02	ME-ICP41 Ag ppm 0.2	ME-ICP41 Al % 0.01	ME-ICP41 As ppm 2	ME-ICP41 B ppm 10	ME-ICP41 Ba ppm 10	ME-ICP41 Be ppm 0.5	ME-ICP41 Bi ppm 2	ME-ICP41 Ca % 0.01	ME-ICP41 Cd ppm 0.5	ME-ICP41 Co ppm 1	ME-ICP41 Cr ppm 1	ME-ICP41 Cu ppm 1	ME-ICP41 Fe % 0.01	ME-ICP41 Ga ppm 10
L560987		4.96	0.3	0.47	143	<10	50	0.5	3	0.32	2.1	8	1	196	3.10	<10
L560988		5.29	0.2	0.60	148	<10	60	0.5	<2	2.35	1.8	7	2	13	2.91	<10
L560989		5.05	0.2	0.53	168	<10	60	<0.5	<2	0.97	0.5	8	1	11	3.01	<10
L560990		5.29	0.3	0.54	246	<10	30	<0.5	3	0.79	1.7	8	1	38	3.24	<10
L560991		5.53	0.5	0.47	198	<10	60	<0.5	2	0.28	6.0	8	1	15	3.34	<10
L560992		5.72	0.3	0.49	181	<10	50	<0.5	2	0.28	1.4	8	1	12	3.20	<10
L560993		<0.02	0.5	0.47	225	<10	40	<0.5	3	0.29	1.7	9	1	16	3.82	<10
L560994		0.60	<0.2	0.05	<2	<10	10	<0.5	3	>25.0	<0.5	1	<1	<1	0.04	<10
L560995		0.08	81.1	1.59	478	<10	20	<0.5	6	1.97	54.2	28	73	>10000	6.06	10
L560996		5.48	2.9	0.34	262	<10	50	<0.5	<2	0.26	19.2	7	1	124	3.28	<10
L560997		5.62	0.6	0.58	249	<10	70	<0.5	2	1.44	1.5	7	1	24	2.81	<10
L560998		5.24	<0.2	0.61	290	<10	40	<0.5	<2	2.33	0.7	7	1	10	2.90	<10
L560999		4.99	<0.2	0.56	384	<10	40	<0.5	3	3.14	<0.5	7	1	9	2.96	<10
L561000		5.70	0.2	0.60	276	<10	70	<0.5	5	2.25	<0.5	7	1	11	2.70	<10
L561001		5.38	0.3	0.60	184	<10	50	<0.5	2	0.69	1.6	7	2	18	3.01	<10
L561002		4.79	1.0	0.51	236	<10	60	0.5	2	0.30	5.2	8	1	58	3.28	<10
L561003		5.90	0.3	0.47	261	<10	60	0.5	<2	0.25	1.1	8	1	12	3.45	<10
L561004		3.10	0.7	0.40	339	<10	70	<0.5	3	0.20	4.8	8	1	25	3.37	<10
L561005		3.26	2.0	0.15	524	<10	40	<0.5	5	0.06	1.3	8	1	954	4.38	<10
L561006		1.98	2.1	0.11	577	<10	30	<0.5	3	0.05	<0.5	9	1	1180	3.78	<10
L561007		2.37	9.2	0.13	3990	<10	10	<0.5	5	0.07	<0.5	11	1	9260	7.37	<10
L561008		2.76	1.9	0.11	525	<10	20	<0.5	3	0.06	<0.5	9	1	663	3.91	<10
L561009		2.81	4.4	0.15	609	<10	10	<0.5	11	0.09	<0.5	14	2	726	4.46	<10
L561010		2.97	1.9	0.38	375	10	40	<0.5	<2	0.15	6.3	8	1	34	3.32	<10
L561011		2.68	0.8	0.56	317	10	30	<0.5	<2	0.18	0.8	9	2	24	3.37	<10
L561012		2.78	1.0	0.41	261	10	60	<0.5	<2	0.20	4.8	8	1	23	3.63	<10
L561013		6.06	0.5	0.55	229	10	70	<0.5	<2	0.18	0.8	7	1	18	3.44	<10
L561014		2.54	0.9	0.47	259	10	70	<0.5	<2	0.19	0.6	9	1	30	3.81	<10
L561015		0.39	<0.2	0.04	4	10	10	<0.5	<2	20.4	<0.5	1	1	2	0.50	<10
L561016		0.06	41.7	0.88	154	<10	10	<0.5	57	0.52	228	171	44	>10000	18.3	20
L561017		2.96	5.3	0.32	335	<10	40	<0.5	7	0.13	5.4	15	<1	539	5.05	<10
L561018		2.44	0.6	0.49	224	10	70	<0.5	<2	0.19	1.4	8	1	15	3.50	<10
L561019		5.74	0.6	0.44	207	10	50	<0.5	<2	0.20	<0.5	8	1	17	3.47	<10
L561020		4.87	1.1	0.50	160	10	20	<0.5	<2	0.22	3.5	8	1	29	3.53	<10
L561021		6.23	0.9	0.43	103	10	70	<0.5	<2	0.23	1.0	8	1	22	3.74	<10
L561022		5.36	0.4	0.82	121	10	80	0.5	<2	0.34	<0.5	7	1	14	3.21	<10
L561023		5.19	1.0	0.39	124	10	30	<0.5	<2	0.18	4.4	7	1	44	3.57	<10
L561024		4.80	0.6	0.79	137	10	100	0.5	<2	2.18	<0.5	6	<1	14	3.03	<10
L561025		3.26	0.6	0.68	160	10	40	0.6	<2	2.02	<0.5	7	1	16	3.34	<10
L561026		6.01	0.5	0.70	182	10	110	0.5	<2	2.62	<0.5	6	<1	16	2.98	<10

ALS Canada Ltd.

2103 Dollarton Hwy
North Vancouver BC V7H 0A7
Phone: 604 984 0221 Fax: 604 984 0218 www.alsglobal.com

To: **EQUITY EXPLORATION CONSULTANTS LTD.**
SUITE 200, 900 WEST HASTINGS STREET
VANCOUVER BC V6C 1E5

Finalized Date: 21-OCT-2011
Account: EIABRX

Project: BRX11-01

CERTIFICATE OF ANALYSIS WH11173971

Sample Description	Method	ME-ICP41	ME-ICP41	ME-ICP41	ME-ICP41	ME-ICP41	ME-ICP41	ME-ICP41	ME-ICP41	ME-ICP41	ME-ICP41	ME-ICP41	ME-ICP41	ME-ICP41	ME-ICP41	ME-ICP41
	Analyte	Hg	K	La	Mg	Mn	Mo	Na	Ni	P	Pb	S	Sb	Sc	Sr	Th
	Units	ppm	%	ppm	%	ppm	ppm	%	ppm	ppm	ppm	%	ppm	ppm	ppm	ppm
	LOR	1	0.01	10	0.01	5	1	0.01	1	10	2	0.01	2	1	1	20
L560987		<1	0.15	10	0.05	584	<1	0.03	2	730	84	3.38	2	2	110	<20
L560988		<1	0.20	10	0.24	3170	<1	0.04	1	810	71	3.35	2	2	102	<20
L560989		<1	0.19	10	0.30	2350	1	0.04	2	820	32	3.45	<2	2	72	<20
L560990		<1	0.20	<10	0.23	4480	<1	0.04	1	750	133	3.60	7	2	89	<20
L560991		1	0.18	<10	0.04	296	<1	0.04	1	690	233	3.72	2	1	97	<20
L560992		<1	0.19	<10	0.04	57	<1	0.04	1	790	77	3.53	3	1	101	<20
L560993		<1	0.18	<10	0.04	50	<1	0.04	2	790	97	4.24	2	1	102	<20
L560994		<1	0.01	<10	2.06	28	<1	0.03	<1	50	<2	0.05	<2	<1	5060	20
L560995		2	0.36	10	1.43	774	1295	0.10	227	1260	8030	4.33	69	7	200	<20
L560996		1	0.13	<10	0.02	78	43	0.03	1	670	1285	3.68	33	1	94	<20
L560997		1	0.20	10	0.37	4010	16	0.04	1	780	55	3.21	4	2	113	<20
L560998		<1	0.18	10	0.34	3450	<1	0.05	1	820	44	3.47	2	2	157	<20
L560999		<1	0.19	10	0.88	6270	<1	0.04	1	880	28	3.56	2	2	138	<20
L561000		<1	0.20	10	0.47	5290	<1	0.05	1	780	39	3.19	2	2	129	<20
L561001		<1	0.20	10	0.24	3500	<1	0.04	2	800	117	3.42	3	1	97	<20
L561002		<1	0.19	<10	0.10	5530	<1	0.04	1	680	311	3.52	9	1	90	<20
L561003		<1	0.20	<10	0.06	5890	<1	0.04	1	590	77	3.50	2	1	77	<20
L561004		<1	0.19	<10	0.02	61	<1	0.04	1	520	327	3.74	5	1	89	<20
L561005		1	0.02	<10	0.01	41	<1	0.02	2	130	60	4.82	63	1	45	<20
L561006		1	0.01	<10	<0.01	23	<1	0.02	2	120	38	4.16	81	1	41	<20
L561007		7	0.01	<10	<0.01	43	<1	0.02	3	220	42	9.30	379	1	103	<20
L561008		1	0.01	<10	<0.01	23	<1	0.02	2	150	64	4.30	57	1	102	<20
L561009		<1	0.02	<10	0.01	33	<1	0.02	4	280	81	4.83	62	<1	66	<20
L561010		<1	0.16	<10	0.02	46	<1	0.02	4	310	413	3.51	5	1	98	<20
L561011		<1	0.23	<10	0.03	58	<1	0.03	4	400	40	3.55	3	1	178	<20
L561012		<1	0.17	<10	0.02	56	<1	0.03	2	490	196	3.86	3	1	111	<20
L561013		<1	0.24	<10	0.03	60	<1	0.03	2	460	56	3.60	3	1	77	<20
L561014		<1	0.21	<10	0.02	53	<1	0.03	2	420	90	4.03	6	1	80	<20
L561015		<1	0.02	<10	12.45	220	<1	0.01	1	190	2	0.03	<2	<1	49	<20
L561016		14	0.17	10	0.57	737	35	0.04	42	230	6370	>10.0	20	2	19	<20
L561017		1	0.12	<10	0.03	37	<1	0.02	7	220	224	5.92	61	1	58	<20
L561018		<1	0.21	<10	0.04	43	<1	0.03	2	290	143	3.70	<2	1	77	<20
L561019		<1	0.20	<10	0.02	48	<1	0.03	2	530	42	3.67	3	1	80	<20
L561020		<1	0.21	<10	0.02	45	<1	0.04	2	550	124	3.74	4	1	146	<20
L561021		<1	0.17	<10	0.02	36	<1	0.03	2	610	69	3.97	4	1	94	<20
L561022		<1	0.21	<10	0.14	3190	<1	0.05	1	880	31	3.34	<2	1	99	<20
L561023		<1	0.14	<10	0.03	1410	<1	0.03	2	380	419	3.72	5	1	140	<20
L561024		<1	0.21	10	0.62	8830	<1	0.06	1	840	61	3.31	<2	2	118	<20
L561025		<1	0.19	10	0.51	5200	<1	0.07	1	870	52	3.59	<2	2	130	<20
L561026		<1	0.20	10	0.42	5390	<1	0.08	1	860	37	3.21	<2	2	146	<20

ALS Canada Ltd.
2103 Dollarton Hwy
North Vancouver BC V7H 0A7
Phone: 604 984 0221 Fax: 604 984 0218 www.alsglobal.com

To: **EQUITY EXPLORATION CONSULTANTS LTD.**
SUITE 200, 900 WEST HASTINGS STREET
VANCOUVER BC V6C 1E5

Finalized Date: 21-OCT-2011
Account: EIABRX

Project: BRX11-01

CERTIFICATE OF ANALYSIS WH11173971

Sample Description	Method / Analyte / Units / LOR	ME-ICP41 Ti % 0.01	ME-ICP41 Tl ppm 10	ME-ICP41 U ppm 10	ME-ICP41 V ppm 1	ME-ICP41 W ppm 10	ME-ICP41 Zn ppm 2	Au-AA25 Au ppm 0.01	Cu-AA46 Cu % 0.001	Zn-AA46 Zn % 0.001
L560987		<0.01	<10	<10	5	<10	160	0.01		
L560988		<0.01	<10	<10	6	<10	175	0.01		
L560989		<0.01	<10	<10	6	<10	93	0.02		
L560990		<0.01	<10	<10	8	<10	267	0.01		
L560991		<0.01	<10	<10	3	<10	743	0.01		
L560992		<0.01	<10	<10	4	<10	215	0.01		
L560993		<0.01	<10	<10	4	<10	273	0.01		
L560994		<0.01	<10	20	<1	<10	5	<0.01		
L560995		0.10	<10	<10	73	20	8910	1.32	2.51	
L560996		<0.01	<10	<10	3	<10	2260	0.01		
L560997		<0.01	<10	<10	6	<10	286	0.01		
L560998		<0.01	<10	<10	7	<10	124	0.01		
L560999		<0.01	<10	<10	8	<10	65	<0.01		
L561000		<0.01	<10	<10	7	<10	62	0.01		
L561001		<0.01	<10	<10	7	<10	300	0.01		
L561002		<0.01	<10	<10	5	<10	744	0.01		
L561003		<0.01	<10	<10	5	<10	310	0.01		
L561004		<0.01	<10	<10	3	<10	631	0.05		
L561005		<0.01	<10	<10	2	<10	235	0.05		
L561006		<0.01	<10	<10	2	<10	43	0.01		
L561007		<0.01	<10	<10	3	<10	359	0.03		
L561008		<0.01	<10	<10	2	<10	147	0.02		
L561009		<0.01	<10	<10	2	<10	114	0.05		
L561010		<0.01	<10	<10	3	<10	759	0.01		
L561011		<0.01	<10	<10	4	<10	201	0.01		
L561012		<0.01	<10	<10	3	<10	513	0.01		
L561013		<0.01	<10	<10	5	<10	165	0.01		
L561014		<0.01	<10	<10	4	<10	127	0.13		
L561015		<0.01	<10	<10	<1	<10	15	0.01		
L561016		0.04	<10	<10	19	20	>10000	0.43	1.365	7.38
L561017		<0.01	<10	<10	3	<10	746	0.02		
L561018		<0.01	<10	<10	4	<10	300	0.01		
L561019		<0.01	<10	<10	3	<10	97	0.01		
L561020		<0.01	<10	<10	4	<10	516	0.02		
L561021		<0.01	<10	<10	3	<10	157	0.02		
L561022		<0.01	<10	<10	6	<10	78	0.02		
L561023		<0.01	<10	<10	5	<10	540	0.02		
L561024		<0.01	<10	<10	10	<10	66	<0.01		
L561025		<0.01	<10	<10	12	<10	123	0.04		
L561026		<0.01	<10	<10	10	<10	100	0.04		

ALS Canada Ltd.

2103 Dollarton Hwy
North Vancouver BC V7H 0A7
Phone: 604 984 0221 Fax: 604 984 0218 www.alsglobal.com

To: **EQUITY EXPLORATION CONSULTANTS LTD.**
SUITE 200, 900 WEST HASTINGS STREET
VANCOUVER BC V6C 1E5

Finalized Date: 21-OCT-2011
Account: EIABRX

Project: BRX11-01

CERTIFICATE OF ANALYSIS WH11173971

Sample Description	Method / Analyte / Units / LOR	WEI-21 Recvd Wt. kg 0.02	ME-ICP41 Ag ppm 0.2	ME-ICP41 Al % 0.01	ME-ICP41 As ppm 2	ME-ICP41 B ppm 10	ME-ICP41 Ba ppm 10	ME-ICP41 Be ppm 0.5	ME-ICP41 Bi ppm 2	ME-ICP41 Ca % 0.01	ME-ICP41 Cd ppm 0.5	ME-ICP41 Co ppm 1	ME-ICP41 Cr ppm 1	ME-ICP41 Cu ppm 1	ME-ICP41 Fe % 0.01	ME-ICP41 Ga ppm 10
L561027		5.60	0.4	0.63	152	10	110	0.5	<2	2.50	<0.5	6	<1	16	2.95	<10
L561028		2.25	0.4	0.68	142	10	80	0.5	<2	2.54	<0.5	6	<1	16	3.04	<10
L561029		5.67	0.4	0.68	201	10	80	0.5	<2	3.19	0.9	6	<1	18	3.17	<10
L561030		2.99	0.5	0.62	150	10	80	0.5	<2	4.55	<0.5	6	1	17	2.89	<10
L561031		2.33	0.4	0.59	132	10	70	0.5	<2	4.40	<0.5	6	1	14	2.99	<10
L561032		5.30	0.3	0.81	189	10	110	0.5	<2	3.17	<0.5	7	1	18	3.06	<10
L561033		2.92	0.3	0.73	131	10	100	<0.5	<2	2.69	<0.5	7	<1	14	3.00	<10
L561034		1.30	0.5	0.83	166	10	70	<0.5	<2	3.26	0.7	7	1	26	3.47	<10
L561035		1.22	0.4	0.65	153	10	80	<0.5	<2	2.69	0.9	7	1	22	3.25	<10
L561036		0.42	<0.2	0.04	2	10	10	<0.5	<2	19.6	<0.5	1	1	1	0.50	<10
L561037		0.06	88.2	1.73	476	10	30	<0.5	9	2.01	54.6	28	75	>10000	6.28	10
L561038		2.81	0.4	0.52	126	<10	50	<0.5	<2	3.33	0.5	6	1	10	2.75	<10
L561039		3.15	0.3	0.62	132	10	120	<0.5	<2	4.32	<0.5	6	1	16	2.72	<10
L561040		7.26	0.3	0.63	170	10	60	<0.5	<2	3.21	0.8	6	<1	15	2.90	<10
L561041		5.52	0.4	0.68	242	10	130	<0.5	<2	4.40	<0.5	6	<1	16	2.73	<10
L561042		5.53	0.3	0.67	316	10	110	<0.5	<2	3.97	<0.5	6	<1	17	2.73	<10
L561043		5.80	1.0	0.63	205	10	40	<0.5	3	0.81	2.5	7	1	31	3.51	<10
L561044		5.65	0.9	0.44	224	10	70	<0.5	<2	0.26	2.1	9	1	39	3.85	<10
L561045		5.40	0.7	0.50	143	10	30	<0.5	<2	0.42	3.0	8	1	27	3.72	<10
L561046		5.46	0.4	0.63	155	<10	70	0.5	<2	3.67	<0.5	7	<1	22	2.96	<10
L561047		5.65	0.3	0.48	122	<10	110	0.5	<2	4.29	0.5	7	<1	16	2.73	<10
L561048		5.91	0.2	0.75	137	<10	100	0.5	<2	2.50	0.5	7	<1	14	2.87	<10
L561049		5.25	0.6	0.41	130	<10	30	<0.5	<2	0.38	4.3	8	<1	35	3.39	<10
L561050		2.83	0.7	0.52	167	<10	30	<0.5	2	0.28	4.2	8	1	54	3.59	<10
L561051		2.27	0.3	0.42	155	<10	90	<0.5	<2	0.35	1.4	8	1	12	3.93	<10
L561052		3.75	0.2	0.47	179	<10	70	<0.5	<2	0.36	<0.5	8	<1	15	3.54	<10
L561053		2.44	1.7	0.58	646	<10	20	<0.5	<2	0.51	<0.5	30	<1	971	10.30	<10
L561054		3.34	0.2	0.46	173	<10	50	<0.5	<2	0.36	0.7	8	<1	33	3.81	<10
L561055		2.56	0.7	0.39	170	<10	70	<0.5	2	0.29	8.4	8	<1	20	3.62	<10
L561056		2.84	0.9	0.55	181	<10	50	<0.5	2	0.34	14.0	9	1	21	3.43	<10
L561057		2.64	0.3	0.39	188	<10	80	<0.5	<2	0.31	3.0	9	1	16	3.43	<10
L561058		0.44	<0.2	0.04	<2	<10	10	<0.5	<2	18.5	<0.5	1	1	<1	0.45	<10
L561059		0.07	38.0	0.76	143	<10	10	<0.5	29	0.49	212	162	40	>10000	17.5	10
L561060		2.91	0.3	0.38	154	<10	80	<0.5	<2	0.31	0.6	8	1	60	3.49	<10
L561061		2.62	0.4	0.49	173	<10	30	<0.5	<2	0.36	4.1	8	1	13	3.58	<10
L561062		2.58	0.8	0.40	180	<10	60	<0.5	2	0.23	6.5	8	1	11	3.39	<10
L561063		3.07	1.4	0.20	211	<10	60	<0.5	7	0.31	0.5	9	<1	21	4.11	<10
L561064		3.16	4.1	0.18	251	<10	40	<0.5	14	0.23	7.5	9	<1	96	4.35	<10
L561065		3.10	5.7	0.39	288	<10	50	<0.5	11	0.19	9.3	8	1	114	3.93	<10
L561066		1.64	1.3	0.13	310	<10	10	<0.5	4	0.24	<0.5	11	<1	18	5.42	<10

ALS Canada Ltd.

2103 Dollarton Hwy
North Vancouver BC V7H 0A7
Phone: 604 984 0221 Fax: 604 984 0218 www.alsglobal.com

To: **EQUITY EXPLORATION CONSULTANTS LTD.**
SUITE 200, 900 WEST HASTINGS STREET
VANCOUVER BC V6C 1E5

Finalized Date: 21-OCT-2011
Account: EIABRX

Project: BRX11-01

CERTIFICATE OF ANALYSIS WH11173971

Sample Description	Method / Analyte / Units / LOR	ME-ICP41 Hg ppm 1	ME-ICP41 K % 0.01	ME-ICP41 La ppm 10	ME-ICP41 Mg % 0.01	ME-ICP41 Mn ppm 5	ME-ICP41 Mo ppm 1	ME-ICP41 Na % 0.01	ME-ICP41 Ni ppm 1	ME-ICP41 P ppm 10	ME-ICP41 Pb ppm 2	ME-ICP41 S % 0.01	ME-ICP41 Sb ppm 2	ME-ICP41 Sc ppm 1	ME-ICP41 Sr ppm 1	ME-ICP41 Th ppm 20
L561027		<1	0.18	10	0.41	5170	<1	0.08	1	820	30	3.07	<2	2	131	<20
L561028		<1	0.21	10	0.46	4800	<1	0.08	<1	860	62	3.26	<2	2	126	<20
L561029		<1	0.19	10	0.42	5300	1	0.08	<1	900	60	3.43	<2	2	156	<20
L561030		<1	0.22	20	0.42	3660	<1	0.09	<1	860	34	3.20	<2	2	218	<20
L561031		<1	0.20	20	0.42	3920	<1	0.09	1	840	35	3.29	<2	2	186	<20
L561032		<1	0.19	10	0.42	4190	<1	0.12	1	880	38	3.33	<2	2	130	<20
L561033		<1	0.18	10	0.43	6430	<1	0.12	1	840	73	3.30	<2	2	103	<20
L561034		<1	0.24	10	0.48	4030	<1	0.11	1	850	48	3.89	<2	3	121	<20
L561035		<1	0.19	10	0.38	3290	<1	0.10	2	860	47	3.65	<2	2	131	<20
L561036		<1	0.02	<10	12.05	253	<1	0.01	<1	160	<2	0.03	<2	<1	44	<20
L561037		2	0.37	10	1.42	785	1295	0.10	240	1280	7820	4.22	69	7	214	<20
L561038		<1	0.17	10	0.38	4370	<1	0.09	1	790	38	3.16	<2	2	188	<20
L561039		<1	0.19	10	0.35	2810	<1	0.12	2	800	29	2.95	<2	2	166	<20
L561040		<1	0.19	10	0.31	2520	<1	0.12	1	870	38	3.29	<2	2	175	<20
L561041		<1	0.20	20	0.35	3150	<1	0.12	1	840	32	2.89	<2	2	171	<20
L561042		<1	0.16	10	0.38	4470	<1	0.12	1	870	46	2.89	<2	2	163	<20
L561043		<1	0.20	<10	0.18	1505	<1	0.13	2	620	109	3.78	<2	2	104	<20
L561044		<1	0.15	<10	0.01	34	<1	0.10	12	690	93	4.07	2	1	46	<20
L561045		<1	0.16	<10	0.06	527	<1	0.11	2	650	170	3.95	<2	1	265	<20
L561046		<1	0.20	10	0.61	5810	<1	0.13	1	760	43	3.17	<2	2	182	<20
L561047		<1	0.16	10	0.37	4100	<1	0.11	<1	760	31	2.95	<2	2	170	<20
L561048		<1	0.17	10	0.51	6590	<1	0.11	<1	770	75	3.01	2	2	136	<20
L561049		<1	0.15	<10	0.03	1210	<1	0.08	<1	830	330	3.63	4	1	360	<20
L561050		<1	0.20	<10	0.03	628	<1	0.10	1	670	148	3.82	<2	1	99	<20
L561051		<1	0.16	<10	0.04	3310	<1	0.10	1	840	63	3.89	2	1	43	<20
L561052		<1	0.16	<10	0.05	3770	<1	0.10	<1	800	27	3.54	<2	2	110	<20
L561053		<1	0.09	<10	0.14	4780	34	0.09	5	1630	46	>10.0	16	7	46	<20
L561054		<1	0.18	<10	0.08	10150	1	0.08	<1	730	21	3.51	<2	2	58	<20
L561055		<1	0.17	<10	0.05	4350	<1	0.08	<1	730	135	3.66	2	1	33	<20
L561056		1	0.21	<10	0.02	74	<1	0.09	1	1050	331	3.72	3	1	156	<20
L561057		<1	0.14	<10	0.02	1770	<1	0.09	1	850	80	3.49	4	1	39	<20
L561058		<1	0.02	<10	11.75	196	<1	0.01	<1	160	<2	0.04	<2	<1	41	<20
L561059		13	0.16	10	0.54	691	32	0.03	36	210	6050	>10.0	25	1	14	<20
L561060		<1	0.15	<10	0.04	3590	<1	0.09	2	760	36	3.45	2	1	37	<20
L561061		<1	0.21	<10	0.05	1690	<1	0.08	<1	870	88	3.75	3	1	209	<20
L561062		<1	0.18	<10	0.01	39	<1	0.07	<1	630	216	3.64	3	1	53	<20
L561063		<1	0.02	<10	0.01	32	<1	0.03	1	1090	69	4.34	5	1	49	<20
L561064		<1	0.04	<10	0.01	27	<1	0.03	<1	780	145	4.64	30	1	36	<20
L561065		1	0.16	<10	0.01	30	<1	0.07	1	460	579	4.19	36	1	40	<20
L561066		<1	0.01	<10	0.01	26	<1	0.03	2	880	119	6.11	6	1	19	<20

ALS Canada Ltd.
2103 Dollarton Hwy
North Vancouver BC V7H 0A7
Phone: 604 984 0221 Fax: 604 984 0218 www.alsglobal.com

To: **EQUITY EXPLORATION CONSULTANTS LTD.**
SUITE 200, 900 WEST HASTINGS STREET
VANCOUVER BC V6C 1E5

Finalized Date: 21-OCT-2011
Account: EIABRX

Project: BRX11-01

CERTIFICATE OF ANALYSIS WH11173971

Sample Description	Method / Analyte / Units / LOR	ME-ICP41 Ti % 0.01	ME-ICP41 Tl ppm 10	ME-ICP41 U ppm 10	ME-ICP41 V ppm 1	ME-ICP41 W ppm 10	ME-ICP41 Zn ppm 2	Au-AA25 Au ppm 0.01	Cu-AA46 Cu % 0.001	Zn-AA46 Zn % 0.001
L561027		<0.01	<10	<10	8	<10	91	0.02		
L561028		<0.01	<10	<10	9	<10	91	0.02		
L561029		<0.01	<10	<10	9	<10	126	0.02		
L561030		<0.01	<10	<10	10	<10	74	0.02		
L561031		<0.01	<10	<10	9	<10	90	0.02		
L561032		<0.01	<10	<10	11	<10	87	0.04		
L561033		<0.01	<10	<10	10	<10	97	0.02		
L561034		<0.01	<10	<10	14	<10	150	0.03		
L561035		<0.01	<10	<10	11	<10	188	0.02		
L561036		<0.01	<10	<10	<1	<10	11	0.01		
L561037		0.11	<10	<10	77	20	9190	1.25	2.38	
L561038		<0.01	<10	<10	9	<10	100	0.02		
L561039		<0.01	<10	<10	9	<10	80	0.02		
L561040		<0.01	<10	<10	8	<10	126	0.02		
L561041		<0.01	<10	<10	9	<10	80	0.02		
L561042		<0.01	<10	<10	9	<10	80	0.01		
L561043		<0.01	<10	<10	7	<10	426	0.02		
L561044		<0.01	<10	<10	3	<10	286	0.01		
L561045		<0.01	<10	<10	4	<10	332	0.02		
L561046		<0.01	<10	<10	11	<10	94	0.03		
L561047		<0.01	<10	<10	8	<10	105	0.02		
L561048		<0.01	<10	<10	10	<10	90	0.02		
L561049		<0.01	<10	<10	4	<10	540	0.02		
L561050		<0.01	<10	<10	4	<10	716	0.02		
L561051		<0.01	<10	<10	4	<10	269	0.01		
L561052		<0.01	<10	<10	6	<10	76	0.01		
L561053		<0.01	<10	<10	23	<10	86	0.01		
L561054		<0.01	<10	<10	8	<10	138	0.01		
L561055		<0.01	<10	<10	5	<10	1215	0.02		
L561056		<0.01	<10	<10	4	<10	1880	0.02		
L561057		<0.01	<10	<10	5	<10	466	0.01		
L561058		<0.01	<10	<10	<1	<10	13	0.01		
L561059		0.03	<10	<10	17	<10	>10000	0.46	1.365	12.30
L561060		<0.01	<10	<10	6	<10	282	0.01		
L561061		<0.01	<10	<10	4	<10	600	0.01		
L561062		<0.01	<10	<10	3	<10	963	0.01		
L561063		<0.01	<10	<10	2	<10	75	0.02		
L561064		<0.01	<10	<10	2	<10	876	0.02		
L561065		<0.01	<10	<10	3	<10	1190	0.03		
L561066		<0.01	<10	<10	3	<10	52	0.02		

ALS Canada Ltd.

2103 Dollarton Hwy
North Vancouver BC V7H 0A7
Phone: 604 984 0221 Fax: 604 984 0218 www.alsglobal.com

To: **EQUITY EXPLORATION CONSULTANTS LTD.**
SUITE 200, 900 WEST HASTINGS STREET
VANCOUVER BC V6C 1E5

Finalized Date: 21-OCT-2011
Account: EIABRX

Project: BRX11-01

CERTIFICATE OF ANALYSIS WH11173971

Sample Description	Method / Analyte / Units / LOR	WEI-21 Recvd Wt. kg 0.02	ME-ICP41 Ag ppm 0.2	ME-ICP41 Al % 0.01	ME-ICP41 As ppm 2	ME-ICP41 B ppm 10	ME-ICP41 Ba ppm 10	ME-ICP41 Be ppm 0.5	ME-ICP41 Bi ppm 2	ME-ICP41 Ca % 0.01	ME-ICP41 Cd ppm 0.5	ME-ICP41 Co ppm 1	ME-ICP41 Cr ppm 1	ME-ICP41 Cu ppm 1	ME-ICP41 Fe % 0.01	ME-ICP41 Ga ppm 10
L561067		3.10	5.1	0.36	327	<10	30	<0.5	19	0.18	2.1	9	1	182	4.38	<10
L561068		2.69	2.9	0.38	391	<10	30	<0.5	5	0.24	16.8	9	1	55	4.19	<10
L561069		2.85	2.5	0.27	349	<10	10	<0.5	5	0.20	2.5	8	<1	29	6.55	<10
L561070		2.91	2.6	0.25	371	<10	20	<0.5	7	0.20	3.2	8	<1	74	5.62	<10
L561071		2.62	2.5	0.51	370	<10	70	<0.5	<2	0.25	10.0	8	<1	18	3.75	<10
L561072		2.88	1.2	0.42	344	<10	100	<0.5	<2	0.28	1.3	8	1	12	3.24	<10
L561073		2.65	0.8	0.57	289	<10	40	<0.5	<2	0.54	1.1	8	1	12	3.46	<10
L561074		3.11	1.2	0.48	270	<10	100	<0.5	<2	2.91	1.6	7	1	11	3.08	<10
L561075		5.89	0.7	0.50	218	<10	70	<0.5	<2	3.79	2.5	7	1	13	2.76	<10
L561076		5.62	0.7	0.44	235	<10	60	<0.5	<2	3.88	1.8	7	1	11	2.88	<10
L561077		5.78	0.7	0.58	276	<10	50	<0.5	<2	2.88	1.0	7	<1	10	3.11	<10
L561078		2.54	0.7	0.48	331	<10	100	<0.5	<2	4.06	2.1	7	<1	12	2.86	<10
L561079		3.10	0.6	0.58	335	<10	100	<0.5	<2	3.99	2.7	7	<1	13	2.99	<10
L561080		0.41	<0.2	0.03	<2	<10	10	<0.5	<2	18.9	<0.5	2	1	2	0.48	<10
L561081		0.08	78.7	1.57	448	<10	30	<0.5	7	2.02	52.8	27	73	>10000	6.25	10
L561082		5.50	0.8	0.55	248	<10	110	<0.5	<2	3.76	2.6	7	2	20	2.80	<10
L561083		6.04	1.0	0.45	243	<10	80	<0.5	<2	3.38	3.4	7	1	25	2.83	<10
L561084		5.17	1.5	0.56	228	<10	110	<0.5	<2	2.14	2.3	8	1	36	3.11	<10
L561085		6.52	0.8	0.47	144	<10	50	<0.5	<2	1.56	8.3	7	1	9	2.97	<10
L561086		6.04	0.8	0.52	308	<10	60	<0.5	<2	1.49	5.3	7	1	12	3.08	<10
L561087		6.12	0.9	0.46	285	<10	80	<0.5	<2	1.93	7.5	7	1	19	3.10	<10
L561088		5.71	0.6	0.52	185	<10	110	0.5	<2	2.47	2.3	7	1	7	2.85	<10
L561089		5.89	1.0	0.43	250	<10	50	<0.5	<2	1.25	5.6	7	1	11	3.14	<10
L561090		2.53	3.4	0.50	281	<10	40	<0.5	<2	0.44	24.1	6	1	46	3.30	<10
L561091		2.55	2.6	0.39	239	<10	100	<0.5	<2	0.28	32.2	8	11	38	3.30	<10
L561092		2.37	2.5	0.39	194	<10	40	<0.5	<2	0.22	9.0	8	1	82	3.58	<10
L561093		3.04	1.3	0.15	115	<10	40	<0.5	2	0.09	<0.5	7	1	35	4.16	<10
L561094		2.97	1.7	0.17	165	<10	40	<0.5	4	0.04	<0.5	8	2	32	3.77	<10
L561095		2.89	4.9	0.22	283	<10	40	<0.5	3	0.15	36.2	17	1	93	5.32	<10
L561096		3.17	4.2	0.42	289	<10	60	<0.5	<2	0.19	83.8	7	1	60	3.27	<10
L561097		3.23	2.9	0.33	292	<10	100	<0.5	<2	0.13	14.4	8	1	19	3.15	<10
L561098		6.14	2.0	0.44	330	<10	60	<0.5	<2	0.17	16.2	8	1	27	3.25	<10
L561099		6.09	6.0	0.37	513	<10	60	<0.5	7	0.20	8.5	9	1	901	3.67	<10
L561100		2.96	1.6	0.49	356	<10	90	<0.5	<2	0.25	1.7	9	1	29	3.34	<10
L561101		0.44	<0.2	0.03	<2	<10	10	<0.5	<2	17.9	<0.5	2	<1	2	0.38	<10
L561102		0.08	38.6	0.79	142	<10	10	<0.5	42	0.49	212	162	49	>10000	17.4	10
L561103		2.52	0.8	0.37	308	<10	50	<0.5	<2	0.23	1.6	8	1	61	3.35	<10
L561104		5.77	1.1	0.41	246	<10	30	<0.5	2	0.43	3.6	7	2	24	3.19	<10
L561105		2.89	0.9	0.65	166	<10	60	0.6	3	0.55	2.4	8	1	112	3.22	<10
L561106		6.02	1.8	0.32	212	<10	80	<0.5	<2	0.15	8.6	6	1	36	2.88	<10

ALS Canada Ltd.

2103 Dollarton Hwy
North Vancouver BC V7H 0A7
Phone: 604 984 0221 Fax: 604 984 0218 www.alsglobal.com

To: **EQUITY EXPLORATION CONSULTANTS LTD.**
SUITE 200, 900 WEST HASTINGS STREET
VANCOUVER BC V6C 1E5

Finalized Date: 21-OCT-2011
Account: EIABRX

Project: BRX11-01

CERTIFICATE OF ANALYSIS WH11173971

Sample Description	Method / Analyte / Units / LOR	ME-ICP41 Hg ppm 1	ME-ICP41 K % 0.01	ME-ICP41 La ppm 10	ME-ICP41 Mg % 0.01	ME-ICP41 Mn ppm 5	ME-ICP41 Mo ppm 1	ME-ICP41 Na % 0.01	ME-ICP41 Ni ppm 1	ME-ICP41 P ppm 10	ME-ICP41 Pb ppm 2	ME-ICP41 S % 0.01	ME-ICP41 Sb ppm 2	ME-ICP41 Sc ppm 1	ME-ICP41 Sr ppm 1	ME-ICP41 Th ppm 20
L561067		<1	0.16	<10	0.01	29	<1	0.05	1	470	313	4.63	54	1	321	<20
L561068		1	0.18	<10	0.01	34	<1	0.06	<1	720	530	4.55	12	1	522	<20
L561069		<1	0.07	<10	0.01	24	<1	0.04	<1	640	487	7.49	5	1	292	<20
L561070		<1	0.09	<10	0.01	54	1	0.05	<1	610	318	6.38	10	1	585	<20
L561071		<1	0.25	<10	0.02	39	<1	0.07	1	800	1315	4.00	3	1	33	<20
L561072		<1	0.19	<10	0.02	37	<1	0.08	<1	870	135	3.43	2	1	32	<20
L561073		<1	0.23	<10	0.09	914	11	0.11	1	880	171	3.69	3	2	150	<20
L561074		<1	0.18	10	0.29	4030	<1	0.10	<1	820	220	3.47	4	2	156	<20
L561075		<1	0.19	10	0.28	3690	<1	0.11	1	780	133	3.19	3	2	185	<20
L561076		<1	0.17	10	0.32	3730	<1	0.09	<1	780	179	3.30	3	2	209	<20
L561077		<1	0.20	10	0.58	3220	3	0.10	<1	830	181	3.43	3	1	157	<20
L561078		<1	0.17	10	0.25	2710	<1	0.12	<1	830	314	3.30	3	1	203	<20
L561079		<1	0.21	10	0.24	2490	<1	0.13	<1	820	327	3.43	5	1	188	<20
L561080		<1	0.02	<10	12.10	214	<1	0.01	<1	150	2	0.03	<2	<1	42	<20
L561081		2	0.36	10	1.42	764	1270	0.10	234	1210	7800	4.23	70	7	199	<20
L561082		<1	0.21	20	0.48	3380	<1	0.10	2	800	301	3.40	7	1	139	<20
L561083		<1	0.16	10	0.49	3770	<1	0.10	2	810	330	3.55	9	2	131	<20
L561084		<1	0.20	10	0.64	3690	<1	0.11	3	900	223	3.73	12	2	94	<20
L561085		<1	0.18	10	0.38	3270	<1	0.08	2	840	479	3.62	3	2	211	<20
L561086		<1	0.19	10	0.40	3270	<1	0.10	2	870	210	3.67	4	2	217	<20
L561087		<1	0.17	20	0.56	4270	<1	0.11	1	860	235	3.67	7	2	263	<20
L561088		<1	0.20	20	0.83	5360	<1	0.10	2	830	164	3.44	3	1	124	<20
L561089		<1	0.19	10	0.34	9750	<1	0.07	1	820	460	3.79	5	2	241	<20
L561090		<1	0.22	<10	0.04	601	<1	0.06	2	750	2640	3.97	13	1	475	<20
L561091		1	0.18	<10	0.03	113	<1	0.07	18	840	1375	4.03	9	1	37	<20
L561092		<1	0.13	<10	0.01	39	1	0.06	2	760	486	4.11	20	1	166	<20
L561093		<1	0.02	<10	<0.01	17	6	0.03	3	310	83	4.72	4	1	308	<20
L561094		<1	0.02	<10	<0.01	16	3	0.02	3	60	94	4.24	3	1	413	<20
L561095		2	0.07	<10	0.01	32	19	0.04	6	530	567	6.65	14	1	72	<20
L561096		3	0.18	<10	0.01	35	<1	0.06	2	590	1330	4.14	11	1	55	<20
L561097		1	0.14	<10	0.01	27	<1	0.06	2	330	1900	3.70	6	1	60	<20
L561098		1	0.19	<10	0.01	34	<1	0.07	3	510	1045	3.83	7	1	130	<20
L561099		1	0.15	<10	0.01	37	<1	0.07	3	640	895	4.28	106	1	148	<20
L561100		<1	0.21	<10	0.01	42	<1	0.09	3	850	138	3.84	4	1	106	<20
L561101		<1	0.02	<10	11.25	183	<1	0.03	<1	170	3	0.01	<2	<1	42	<20
L561102		14	0.15	10	0.51	693	34	0.05	43	220	6080	>10.0	26	1	18	<20
L561103		<1	0.16	<10	0.01	36	<1	0.08	3	730	138	3.64	2	1	108	<20
L561104		<1	0.19	<10	0.03	297	<1	0.08	2	650	235	3.51	2	1	129	<20
L561105		<1	0.16	10	0.19	1000	2	0.11	5	880	198	3.21	3	1	68	<20
L561106		<1	0.15	<10	0.02	34	<1	0.07	1	460	624	3.22	4	1	27	<20

ALS Canada Ltd.
2103 Dollarton Hwy
North Vancouver BC V7H 0A7
Phone: 604 984 0221 Fax: 604 984 0218 www.alsglobal.com

To: **EQUITY EXPLORATION CONSULTANTS LTD.**
SUITE 200, 900 WEST HASTINGS STREET
VANCOUVER BC V6C 1E5

Finalized Date: 21-OCT-2011
Account: EIABRX

Project: BRX11-01

CERTIFICATE OF ANALYSIS WH11173971

Sample Description	Method / Analyte / Units / LOR	ME-ICP41 Ti % 0.01	ME-ICP41 Tl ppm 10	ME-ICP41 U ppm 10	ME-ICP41 V ppm 1	ME-ICP41 W ppm 10	ME-ICP41 Zn ppm 2	Au-AA25 Au ppm 0.01	Cu-AA46 Cu % 0.001	Zn-AA46 Zn % 0.001
L561067		<0.01	<10	<10	3	<10	254	0.03		
L561068		<0.01	<10	<10	3	<10	2140	0.03		
L561069		<0.01	<10	<10	3	<10	344	0.06		
L561070		<0.01	<10	<10	2	<10	360	0.03		
L561071		<0.01	<10	<10	4	<10	828	0.02		
L561072		<0.01	<10	<10	3	<10	129	0.03		
L561073		<0.01	<10	<10	8	<10	142	0.02		
L561074		<0.01	<10	<10	9	<10	223	0.02		
L561075		<0.01	<10	<10	9	<10	361	0.02		
L561076		<0.01	<10	<10	7	<10	266	0.01		
L561077		<0.01	<10	<10	8	<10	169	0.02		
L561078		<0.01	<10	<10	7	<10	336	0.01		
L561079		<0.01	<10	<10	8	<10	432	0.02		
L561080		<0.01	<10	<10	<1	<10	11	<0.01		
L561081		0.10	<10	<10	74	20	8660	1.45	2.51	
L561082		<0.01	<10	<10	8	<10	356	<0.01		
L561083		<0.01	<10	<10	8	<10	412	0.01		
L561084		<0.01	<10	<10	12	<10	305	0.01		
L561085		<0.01	<10	<10	9	<10	810	<0.01		
L561086		<0.01	<10	<10	11	<10	634	0.01		
L561087		<0.01	<10	<10	9	<10	884	0.01		
L561088		<0.01	<10	<10	9	<10	298	0.01		
L561089		<0.01	<10	<10	6	<10	623	0.01		
L561090		<0.01	<10	<10	5	<10	2140	0.01		
L561091		<0.01	<10	<10	3	<10	3590	0.01		
L561092		<0.01	<10	<10	4	<10	1085	0.01		
L561093		<0.01	<10	<10	2	<10	36	0.03		
L561094		<0.01	<10	<10	2	<10	33	0.02		
L561095		<0.01	<10	<10	3	<10	4480	0.02		
L561096		<0.01	<10	<10	3	<10	9120	0.01		
L561097		<0.01	<10	<10	3	<10	1455	0.01		
L561098		<0.01	<10	<10	4	<10	1950	<0.01		
L561099		<0.01	<10	<10	3	<10	951	0.01		
L561100		<0.01	<10	<10	4	<10	751	0.01		
L561101		<0.01	<10	<10	2	<10	12	<0.01		
L561102		0.04	<10	<10	18	20	>10000	0.41	1.375	7.28
L561103		<0.01	<10	<10	3	<10	667	0.01		
L561104		<0.01	<10	<10	3	<10	816	0.01		
L561105		<0.01	<10	<10	5	<10	483	0.03		
L561106		<0.01	<10	<10	2	<10	1205	0.01		

ALS Canada Ltd.

2103 Dollarton Hwy
North Vancouver BC V7H 0A7
Phone: 604 984 0221 Fax: 604 984 0218 www.alsglobal.com

To: **EQUITY EXPLORATION CONSULTANTS LTD.**
SUITE 200, 900 WEST HASTINGS STREET
VANCOUVER BC V6C 1E5

Finalized Date: 21-OCT-2011
Account: EIABRX

Project: BRX11-01

CERTIFICATE OF ANALYSIS WH11173971

Sample Description	Method / Analyte / Units / LOR	WEI-21 Recvd Wt. kg 0.02	ME-ICP41 Ag ppm 0.2	ME-ICP41 Al % 0.01	ME-ICP41 As ppm 2	ME-ICP41 B ppm 10	ME-ICP41 Ba ppm 10	ME-ICP41 Be ppm 0.5	ME-ICP41 Bi ppm 2	ME-ICP41 Ca % 0.01	ME-ICP41 Cd ppm 0.5	ME-ICP41 Co ppm 1	ME-ICP41 Cr ppm 1	ME-ICP41 Cu ppm 1	ME-ICP41 Fe % 0.01	ME-ICP41 Ga ppm 10
L561107		5.55	2.7	0.36	288	<10	30	<0.5	<2	0.24	12.6	7	1	35	3.22	<10
L561108		5.35	2.8	0.39	278	<10	70	<0.5	<2	0.28	5.1	7	1	32	3.35	<10
L561109		5.13	3.9	0.40	305	<10	70	<0.5	<2	0.39	9.7	7	1	64	3.48	<10
L561110		5.51	1.7	0.52	240	<10	20	<0.5	<2	2.75	2.6	7	1	30	3.09	<10
L561111		6.26	1.8	0.40	175	<10	50	<0.5	<2	3.59	2.6	6	1	29	2.83	<10
L561112		2.85	1.6	0.49	222	<10	40	<0.5	<2	3.79	1.9	6	<1	29	2.86	<10
L561113		3.25	1.1	0.43	211	<10	70	<0.5	<2	3.69	2.1	6	1	28	2.59	<10
L561114		2.79	1.5	0.50	195	<10	40	<0.5	<2	3.82	5.3	6	1	37	2.70	<10
L561115		2.98	1.0	0.45	175	<10	70	<0.5	<2	3.40	1.4	5	1	17	2.68	<10
L561116		2.59	4.7	0.48	234	<10	20	<0.5	<2	2.66	10.5	7	1	80	3.21	<10
L561117		3.19	1.7	0.41	228	<10	30	<0.5	<2	1.75	2.6	6	1	29	2.94	<10
L561118		2.68	1.6	0.51	205	<10	40	<0.5	<2	2.21	1.5	6	1	23	2.98	<10
L561119		3.09	3.5	0.43	255	<10	30	<0.5	<2	1.66	1.4	8	2	41	3.39	<10
L561120		2.83	3.0	0.54	217	<10	50	<0.5	<2	1.94	2.3	7	1	56	3.10	<10
L561121		5.61	2.8	0.42	211	<10	60	<0.5	3	1.04	2.4	7	1	72	3.25	<10
L561122		<0.02	2.8	0.49	210	<10	40	<0.5	2	1.06	2.5	7	1	70	3.25	<10
L561123		0.34	<0.2	0.04	3	<10	10	<0.5	<2	17.9	<0.5	1	<1	2	0.43	<10
L561124		0.08	82.8	1.61	463	<10	30	<0.5	5	1.94	52.4	27	73	>10000	6.07	10
L561125		6.97	1.3	0.52	144	<10	30	<0.5	<2	2.85	<0.5	6	1	60	2.76	<10
L561126		6.64	1.7	0.41	152	<10	60	<0.5	<2	1.66	1.8	7	1	174	3.17	<10
L561127		8.56	0.3	1.56	16	<10	300	<0.5	<2	4.49	<0.5	8	2	23	2.54	<10
L561128		4.44	<0.2	3.41	37	<10	320	0.7	<2	4.50	<0.5	21	56	37	5.55	10
L561129		1.00	0.8	1.97	141	<10	60	0.7	<2	5.80	<0.5	8	3	53	2.66	10
L561130		6.11	0.4	3.51	29	<10	760	0.7	<2	4.88	<0.5	23	63	40	5.60	10
L561131		5.87	<0.2	3.60	22	<10	630	0.7	<2	4.55	<0.5	24	65	39	5.96	10
L561132		5.01	<0.2	3.49	21	<10	560	0.7	<2	4.31	<0.5	23	71	41	5.88	10
L561133		5.74	0.2	3.50	20	<10	620	0.7	<2	3.98	<0.5	23	63	85	5.89	10
L561134		7.19	<0.2	3.33	27	<10	330	0.6	<2	4.99	<0.5	23	72	40	5.80	10
L561135		5.05	0.5	1.59	31	<10	220	0.6	<2	3.65	<0.5	9	6	29	3.06	<10
L561136		4.91	0.4	1.63	24	<10	170	0.6	<2	3.77	<0.5	11	4	30	3.58	<10
L561137		4.66	<0.2	1.80	22	<10	360	0.5	<2	5.02	<0.5	12	5	30	3.45	<10
L561138		5.14	<0.2	1.98	16	<10	180	0.5	<2	4.87	<0.5	12	5	29	3.31	<10
L561139		5.73	<0.2	2.11	12	<10	210	0.6	<2	4.27	<0.5	12	4	28	3.46	<10
L561140		5.52	<0.2	1.88	24	<10	230	0.6	<2	4.47	<0.5	12	4	28	3.75	<10
L561141		6.41	<0.2	1.99	21	<10	250	0.6	<2	3.72	<0.5	12	4	28	3.74	<10
L561142		2.73	0.3	2.26	25	<10	350	0.5	<2	1.79	<0.5	10	3	31	3.48	<10
L561143		2.04	0.8	0.45	163	<10	30	<0.5	3	0.48	<0.5	10	1	856	4.25	<10
L561144		0.44	<0.2	0.04	2	<10	590	<0.5	<2	18.7	<0.5	2	<1	6	0.44	<10
L561145		0.09	39.8	0.84	137	<10	10	<0.5	29	0.53	220	168	51	>10000	17.9	10
L561146		2.92	13.6	0.35	787	<10	30	<0.5	87	0.30	5.2	10	1	4670	4.53	<10

ALS Canada Ltd.

2103 Dollarton Hwy
North Vancouver BC V7H 0A7
Phone: 604 984 0221 Fax: 604 984 0218 www.alsglobal.com

To: **EQUITY EXPLORATION CONSULTANTS LTD.**
SUITE 200, 900 WEST HASTINGS STREET
VANCOUVER BC V6C 1E5

Finalized Date: 21-OCT-2011
Account: EIABRX

Project: BRX11-01

CERTIFICATE OF ANALYSIS WH11173971

Sample Description	Method	ME-ICP41	ME-ICP41	ME-ICP41	ME-ICP41	ME-ICP41	ME-ICP41	ME-ICP41	ME-ICP41	ME-ICP41	ME-ICP41	ME-ICP41	ME-ICP41	ME-ICP41	ME-ICP41	ME-ICP41
	Analyte	Hg	K	La	Mg	Mn	Mo	Na	Ni	P	Pb	S	Sb	Sc	Sr	Th
	Units	ppm	%	ppm	%	ppm	ppm	%	ppm	ppm	ppm	%	ppm	ppm	ppm	ppm
	LOR	1	0.01	10	0.01	5	1	0.01	1	10	2	0.01	2	1	1	20
L561107		<1	0.18	<10	0.01	107	<1	0.08	2	610	595	3.59	4	1	551	<20
L561108		<1	0.18	<10	0.04	3590	<1	0.08	1	780	299	3.51	<2	1	44	<20
L561109		<1	0.16	10	0.08	1830	1	0.09	4	820	400	3.79	3	1	58	<20
L561110		<1	0.16	10	0.48	5130	<1	0.12	1	810	199	3.59	2	2	988	<20
L561111		<1	0.16	10	0.25	3350	<1	0.11	<1	760	231	3.39	3	2	282	<20
L561112		<1	0.18	20	0.30	3220	<1	0.13	1	800	114	3.38	3	2	294	<20
L561113		<1	0.15	10	0.21	2620	<1	0.13	<1	790	182	3.10	3	2	272	<20
L561114		<1	0.17	10	0.21	2370	<1	0.15	1	830	322	3.24	3	2	337	<20
L561115		<1	0.15	10	0.13	1870	<1	0.14	<1	830	66	3.19	<2	2	176	<20
L561116		<1	0.19	10	0.68	3260	4	0.11	1	760	260	3.73	11	2	372	<20
L561117		<1	0.15	10	0.45	2440	<1	0.12	1	810	151	3.34	4	2	514	<20
L561118		<1	0.19	10	0.76	3270	<1	0.12	<1	810	97	3.37	<2	2	97	<20
L561119		<1	0.17	10	0.53	2610	3	0.11	2	860	146	3.89	5	2	80	<20
L561120		<1	0.18	10	0.56	3640	1	0.13	1	810	306	3.47	6	3	141	<20
L561121		<1	0.16	10	0.26	1625	1	0.11	1	780	169	3.65	6	2	98	<20
L561122		<1	0.19	10	0.26	1655	1	0.11	1	790	176	3.63	6	2	102	<20
L561123		<1	0.02	<10	11.55	214	<1	0.03	<1	180	3	0.03	<2	<1	47	<20
L561124		2	0.35	10	1.37	765	1275	0.11	227	1250	7900	4.25	69	7	224	<20
L561125		<1	0.21	20	0.72	4410	1	0.11	2	830	46	3.22	<2	2	1170	<20
L561126		<1	0.16	10	0.35	2360	1	0.09	1	780	82	3.42	4	2	165	<20
L561127		<1	0.19	20	0.81	1630	3	0.10	4	1120	19	0.63	<2	4	585	<20
L561128		<1	0.09	20	2.88	1665	1	0.11	47	2570	15	0.54	<2	10	526	<20
L561129		<1	0.22	20	1.03	2010	4	0.09	5	1010	79	1.69	4	3	3140	<20
L561130		<1	0.07	30	2.96	1620	1	0.12	50	2660	12	0.36	3	9	1210	<20
L561131		<1	0.06	30	3.15	1415	1	0.15	53	2830	9	0.24	3	7	849	<20
L561132		<1	0.05	30	3.18	1350	1	0.14	58	2770	10	0.21	<2	8	734	<20
L561133		<1	0.04	30	3.31	1355	1	0.14	56	2650	9	0.41	2	9	957	<20
L561134		<1	0.03	30	2.93	1510	1	0.17	57	2760	11	0.32	3	9	597	<20
L561135		<1	0.18	20	0.85	1575	3	0.10	7	1300	36	1.10	<2	4	515	<20
L561136		<1	0.18	20	0.73	1510	3	0.09	7	1440	29	1.43	<2	5	507	<20
L561137		<1	0.22	20	0.76	1755	1	0.09	8	1410	26	1.18	<2	5	645	<20
L561138		<1	0.23	20	0.83	1765	1	0.09	6	1430	17	0.59	3	5	497	<20
L561139		<1	0.28	20	0.78	1700	1	0.11	7	1430	17	0.67	<2	5	494	<20
L561140		<1	0.28	20	0.63	1690	1	0.11	6	1480	29	2.16	2	4	630	<20
L561141		1	0.29	20	0.68	1730	2	0.11	6	1520	26	1.51	<2	4	468	<20
L561142		1	0.37	20	0.68	1290	2	0.11	4	1250	187	1.32	<2	2	385	<20
L561143		<1	0.15	<10	0.03	52	<1	0.09	1	800	48	4.71	16	1	630	<20
L561144		<1	0.02	<10	11.85	202	<1	0.03	1	170	<2	0.09	<2	<1	56	<20
L561145		15	0.16	10	0.56	715	34	0.05	44	230	6420	>10.0	32	2	17	<20
L561146		1	0.10	<10	0.01	17	<1	0.08	<1	720	267	5.06	368	1	286	<20

ALS Canada Ltd.
2103 Dollarton Hwy
North Vancouver BC V7H 0A7
Phone: 604 984 0221 Fax: 604 984 0218 www.alsglobal.com

To: **EQUITY EXPLORATION CONSULTANTS LTD.**
SUITE 200, 900 WEST HASTINGS STREET
VANCOUVER BC V6C 1E5

Finalized Date: 21-OCT-2011
Account: EIABRX

Project: BRX11-01

CERTIFICATE OF ANALYSIS WH11173971

Sample Description	Method / Analyte / Units / LOR	ME-ICP41 Ti % 0.01	ME-ICP41 Tl ppm 10	ME-ICP41 U ppm 10	ME-ICP41 V ppm 1	ME-ICP41 W ppm 10	ME-ICP41 Zn ppm 2	Au-AA25 Au ppm 0.01	Cu-AA46 Cu % 0.001	Zn-AA46 Zn % 0.001
L561107		<0.01	<10	<10	3	<10	1840	0.02		
L561108		<0.01	<10	<10	3	<10	816	0.01		
L561109		<0.01	<10	<10	3	<10	1315	0.02		
L561110		<0.01	<10	<10	10	<10	567	0.01		
L561111		<0.01	<10	<10	5	<10	607	0.01		
L561112		<0.01	<10	<10	5	<10	490	0.01		
L561113		<0.01	<10	<10	5	<10	447	0.01		
L561114		<0.01	<10	<10	7	<10	984	0.01		
L561115		<0.01	<10	<10	6	<10	231	0.01		
L561116		<0.01	<10	<10	7	<10	1195	0.02		
L561117		<0.01	<10	<10	7	<10	404	0.01		
L561118		<0.01	<10	<10	8	<10	255	0.01		
L561119		<0.01	<10	<10	9	<10	221	0.02		
L561120		<0.01	<10	<10	10	<10	356	0.03		
L561121		<0.01	<10	<10	7	<10	396	0.01		
L561122		<0.01	<10	<10	8	<10	418	0.01		
L561123		<0.01	<10	<10	1	<10	16	<0.01		
L561124		0.10	<10	<10	74	10	8750	1.49	2.44	
L561125		<0.01	<10	<10	8	<10	39	0.01		
L561126		<0.01	<10	<10	6	<10	206	0.01		
L561127		<0.01	<10	<10	21	<10	71	<0.01		
L561128		0.02	<10	<10	129	<10	93	<0.01		
L561129		<0.01	<10	<10	25	<10	47	<0.01		
L561130		0.02	<10	<10	139	<10	94	<0.01		
L561131		0.04	<10	<10	156	<10	91	<0.01		
L561132		0.05	<10	<10	160	<10	87	<0.01		
L561133		0.05	<10	<10	154	<10	85	<0.01		
L561134		0.04	<10	<10	155	<10	90	<0.01		
L561135		<0.01	<10	<10	30	<10	78	<0.01		
L561136		<0.01	<10	<10	32	<10	94	<0.01		
L561137		<0.01	<10	<10	32	<10	77	<0.01		
L561138		<0.01	<10	<10	35	<10	84	<0.01		
L561139		<0.01	<10	<10	35	<10	90	<0.01		
L561140		0.01	<10	<10	30	<10	81	<0.01		
L561141		<0.01	<10	<10	32	<10	86	<0.01		
L561142		0.01	<10	<10	22	<10	134	<0.01		
L561143		<0.01	<10	<10	4	<10	19	0.01		
L561144		<0.01	<10	<10	1	<10	10	<0.01		
L561145		0.04	<10	<10	20	20	>10000	0.46	1.390	7.34
L561146		<0.01	<10	<10	3	<10	951	0.02		

ALS Canada Ltd.

2103 Dollarton Hwy
North Vancouver BC V7H 0A7
Phone: 604 984 0221 Fax: 604 984 0218 www.alsglobal.com

To: **EQUITY EXPLORATION CONSULTANTS LTD.**
SUITE 200, 900 WEST HASTINGS STREET
VANCOUVER BC V6C 1E5

Finalized Date: 21-OCT-2011
Account: EIABRX

Project: BRX11-01

CERTIFICATE OF ANALYSIS WH11173971

Sample Description	Method / Analyte / Units / LOR	WEI-21 Recvd Wt. kg 0.02	ME-ICP41 Ag ppm 0.2	ME-ICP41 Al % 0.01	ME-ICP41 As ppm 2	ME-ICP41 B ppm 10	ME-ICP41 Ba ppm 10	ME-ICP41 Be ppm 0.5	ME-ICP41 Bi ppm 2	ME-ICP41 Ca % 0.01	ME-ICP41 Cd ppm 0.5	ME-ICP41 Co ppm 1	ME-ICP41 Cr ppm 1	ME-ICP41 Cu ppm 1	ME-ICP41 Fe % 0.01	ME-ICP41 Ga ppm 10
L561147		1.96	2.1	0.63	105	<10	30	0.5	5	0.45	2.1	9	1	480	3.73	<10
L561148		2.71	1.6	0.53	98	<10	50	<0.5	4	0.21	3.7	7	1	1565	3.48	<10
L561149		3.42	1.1	0.47	167	<10	60	<0.5	2	0.38	7.2	8	1	92	3.52	<10
L561150		2.70	0.8	0.51	176	<10	40	<0.5	<2	0.31	4.1	9	1	43	3.63	<10
L561151		2.91	1.0	0.46	186	<10	90	<0.5	<2	0.25	3.4	9	1	30	3.54	<10
L561152		2.55	1.8	0.48	136	<10	80	<0.5	3	0.26	2.4	9	1	67	3.67	<10
L561153		2.66	2.7	0.41	141	<10	30	<0.5	4	0.24	1.4	9	1	82	3.93	<10
L561154		2.80	4.6	0.29	119	<10	70	<0.5	29	0.21	<0.5	9	1	88	4.06	<10
L561155		2.77	8.1	0.24	422	<10	20	<0.5	225	0.21	<0.5	9	1	1445	4.93	<10
L561156		2.55	4.6	0.23	541	<10	40	<0.5	40	0.19	0.5	11	1	1420	6.40	<10
L561157		2.36	7.7	0.46	100	<10	40	<0.5	29	0.21	8.4	8	1	101	3.96	<10
L561158		3.30	3.5	0.61	124	<10	20	<0.5	10	0.23	4.0	9	2	58	4.36	<10
L561159		2.99	2.2	0.47	86	<10	40	<0.5	5	0.24	1.7	8	1	47	3.63	<10
L561160		2.52	1.8	0.62	114	<10	50	<0.5	4	0.29	<0.5	10	1	50	3.69	<10
L561161		2.49	2.9	0.52	131	<10	40	<0.5	7	0.28	1.8	9	1	89	3.84	<10
L561162		2.78	2.6	0.58	95	<10	40	<0.5	6	0.24	0.8	9	2	12	3.37	<10
L561163		1.37	2.5	0.43	93	<10	90	<0.5	6	0.20	0.8	9	1	35	3.45	<10
L561164		2.64	4.0	0.36	141	<10	60	<0.5	11	0.21	1.7	9	1	152	3.61	<10
L561165		1.34	2.5	0.41	91	<10	70	<0.5	5	0.20	0.9	8	1	28	3.36	<10
L561166		0.45	<0.2	0.04	4	<10	10	<0.5	<2	21.5	<0.5	2	1	3	0.56	<10
L561167		0.08	83.0	1.70	468	10	30	<0.5	2	2.07	54.8	28	77	>10000	6.39	10
L561168		2.86	2.8	0.20	162	<10	60	<0.5	7	0.21	0.7	10	1	263	3.97	<10
L561169		2.75	2.2	0.20	142	<10	20	<0.5	4	0.26	<0.5	10	2	131	4.19	<10
L561170		2.74	2.3	0.16	140	<10	20	<0.5	4	0.19	<0.5	11	1	59	4.59	<10
L561171		2.82	2.2	0.18	302	<10	20	<0.5	5	0.18	0.6	9	1	568	4.65	<10
L561172		2.76	3.2	0.15	454	<10	20	<0.5	14	0.17	0.7	9	1	928	4.35	<10
L561173		2.68	4.7	0.19	166	<10	30	<0.5	17	0.18	<0.5	9	1	232	3.81	<10
L561174		4.01	6.4	0.14	289	<10	20	<0.5	20	0.18	0.6	9	1	586	4.63	<10
L561175		2.71	1.9	0.13	117	<10	120	<0.5	4	0.16	<0.5	8	1	100	3.92	<10
L561176		2.83	8.6	0.25	132	<10	40	<0.5	11	0.19	2.9	9	1	194	4.09	<10
L561177		2.45	4.3	0.35	76	<10	20	<0.5	8	0.22	3.1	8	2	42	4.28	<10
L561178		2.62	8.6	0.22	430	<10	20	<0.5	9	0.27	3.5	10	1	982	5.15	<10
L561179		4.76	7.1	0.42	200	<10	60	<0.5	7	0.24	8.4	8	1	320	3.91	<10
L561180		5.05	4.6	0.30	127	<10	50	<0.5	15	0.19	1.9	8	1	141	3.95	<10
L561181		5.49	3.9	0.21	175	<10	50	<0.5	18	0.26	0.8	8	2	311	4.37	<10
L561182		5.63	6.3	0.22	169	<10	40	<0.5	24	0.29	4.9	8	1	294	4.08	<10
L561183		5.11	5.1	0.51	109	<10	40	<0.5	8	0.27	9.2	7	2	80	3.80	<10

ALS Canada Ltd.

2103 Dollarton Hwy
North Vancouver BC V7H 0A7
Phone: 604 984 0221 Fax: 604 984 0218 www.alsglobal.com

To: **EQUITY EXPLORATION CONSULTANTS LTD.**
SUITE 200, 900 WEST HASTINGS STREET
VANCOUVER BC V6C 1E5

Finalized Date: 21-OCT-2011
Account: EIABRX

Project: BRX11-01

CERTIFICATE OF ANALYSIS WH11173971

Sample Description	Method	ME-ICP41	ME-ICP41	ME-ICP41	ME-ICP41	ME-ICP41	ME-ICP41	ME-ICP41	ME-ICP41	ME-ICP41	ME-ICP41	ME-ICP41	ME-ICP41	ME-ICP41	ME-ICP41	ME-ICP41
	Analyte	Hg	K	La	Mg	Mn	Mo	Na	Ni	P	Pb	S	Sb	Sc	Sr	Th
	Units	ppm	%	ppm	%	ppm	ppm	%	ppm	ppm	ppm	%	ppm	ppm	ppm	ppm
	LOR	1	0.01	10	0.01	5	1	0.01	1	10	2	0.01	2	1	1	20
L561147		1	0.20	<10	0.07	50	1	0.11	2	750	375	4.16	6	1	570	<20
L561148		1	0.23	<10	0.02	29	<1	0.08	4	600	497	3.78	4	1	115	<20
L561149		1	0.20	<10	0.03	120	<1	0.08	3	770	1205	3.98	2	1	201	<20
L561150		<1	0.21	<10	0.04	212	<1	0.08	1	750	642	3.97	<2	2	297	<20
L561151		1	0.20	<10	0.02	64	<1	0.08	<1	750	683	3.87	2	1	86	<20
L561152		<1	0.22	<10	0.01	23	<1	0.08	<1	750	428	4.02	5	1	108	<20
L561153		1	0.18	<10	0.01	21	<1	0.07	1	730	314	4.28	5	1	191	<20
L561154		<1	0.08	<10	0.01	18	<1	0.07	1	700	75	4.42	15	1	126	<20
L561155		2	0.05	<10	0.01	15	<1	0.07	<1	650	150	5.38	112	1	371	<20
L561156		2	0.04	<10	<0.01	15	<1	0.06	2	640	202	7.54	187	1	69	<20
L561157		1	0.23	<10	0.02	29	<1	0.06	<1	690	618	4.37	18	1	97	<20
L561158		1	0.28	<10	0.02	33	<1	0.07	1	720	391	4.73	11	1	458	<20
L561159		1	0.20	<10	0.02	24	<1	0.07	<1	780	254	3.98	11	1	462	<20
L561160		<1	0.20	<10	0.02	27	1	0.13	1	790	101	4.03	12	1	158	<20
L561161		<1	0.19	<10	0.02	29	<1	0.10	1	790	153	4.21	19	1	59	<20
L561162		1	0.26	<10	0.02	29	<1	0.08	<1	810	227	3.67	2	1	134	<20
L561163		<1	0.21	<10	0.01	25	<1	0.07	<1	620	146	3.75	8	1	35	<20
L561164		<1	0.13	<10	0.01	31	2	0.06	1	760	209	3.92	30	1	45	<20
L561165		<1	0.19	<10	0.01	25	<1	0.07	<1	630	164	3.67	5	1	37	<20
L561166		1	0.02	<10	13.05	273	<1	0.01	4	170	<2	0.08	<2	<1	50	<20
L561167		3	0.37	10	1.46	789	1330	0.12	243	1280	8410	4.41	75	7	203	<20
L561168		<1	0.05	<10	0.01	24	1	0.05	1	730	178	4.27	33	1	50	<20
L561169		<1	0.02	<10	0.05	20	<1	0.04	<1	610	366	4.53	21	1	34	<20
L561170		1	0.02	<10	0.01	20	1	0.04	1	710	231	4.93	7	1	38	<20
L561171		<1	0.02	<10	0.01	20	<1	0.04	1	640	218	5.03	64	1	380	<20
L561172		1	0.01	<10	<0.01	20	<1	0.03	2	640	362	4.69	106	1	372	<20
L561173		1	0.02	<10	<0.01	26	<1	0.04	3	640	238	4.17	24	1	434	<20
L561174		1	0.01	<10	<0.01	24	8	0.04	1	640	184	5.12	73	1	339	<20
L561175		<1	0.01	<10	<0.01	22	12	0.04	1	610	187	4.34	16	1	277	<20
L561176		<1	0.09	<10	0.01	26	5	0.04	3	650	387	4.51	33	1	330	<20
L561177		<1	0.13	<10	0.01	28	1	0.05	1	740	236	4.79	7	1	1270	<20
L561178		1	0.03	<10	0.01	29	1	0.04	1	1000	282	5.92	147	1	37	<20
L561179		1	0.15	<10	0.01	29	1	0.06	1	780	497	4.37	57	1	35	<20
L561180		<1	0.09	<10	0.01	22	1	0.05	2	600	304	4.37	23	1	37	<20
L561181		<1	0.02	<10	0.01	23	1	0.04	2	860	226	4.81	34	1	90	<20
L561182		<1	0.08	<10	0.01	22	1	0.03	1	890	345	4.59	49	1	166	<20
L561183		<1	0.25	<10	0.02	33	<1	0.06	2	880	606	4.25	14	1	70	<20

ALS Canada Ltd.
2103 Dollarton Hwy
North Vancouver BC V7H 0A7
Phone: 604 984 0221 Fax: 604 984 0218 www.alsglobal.com

To: **EQUITY EXPLORATION CONSULTANTS LTD.**
SUITE 200, 900 WEST HASTINGS STREET
VANCOUVER BC V6C 1E5

Finalized Date: 21-OCT-2011
Account: EIABRX

Project: BRX11-01

CERTIFICATE OF ANALYSIS WH11173971

Sample Description	Method / Analyte / Units / LOR	ME-ICP41 Ti % 0.01	ME-ICP41 Tl ppm 10	ME-ICP41 U ppm 10	ME-ICP41 V ppm 1	ME-ICP41 W ppm 10	ME-ICP41 Zn ppm 2	Au-AA25 Au ppm 0.01	Cu-AA46 Cu % 0.001	Zn-AA46 Zn % 0.001
L561147		<0.01	<10	<10	6	<10	246	0.01		
L561148		<0.01	<10	<10	5	<10	566	0.02		
L561149		<0.01	<10	<10	4	<10	1510	0.03		
L561150		<0.01	<10	<10	5	<10	1070	0.01		
L561151		<0.01	<10	<10	4	<10	892	<0.01		
L561152		<0.01	<10	<10	5	<10	355	0.02		
L561153		<0.01	<10	<10	4	<10	196	0.01		
L561154		<0.01	<10	<10	3	<10	17	0.02		
L561155		<0.01	<10	<10	2	<10	61	0.01		
L561156		<0.01	<10	<10	3	<10	147	0.05		
L561157		<0.01	<10	<10	5	<10	1060	0.01		
L561158		<0.01	<10	<10	6	<10	575	0.02		
L561159		<0.01	<10	<10	5	<10	254	0.01		
L561160		<0.01	<10	<10	5	<10	48	0.01		
L561161		<0.01	<10	<10	5	<10	304	0.01		
L561162		<0.01	<10	<10	6	<10	164	0.01		
L561163		<0.01	<10	<10	4	<10	110	0.01		
L561164		<0.01	<10	<10	4	<10	207	0.01		
L561165		<0.01	<10	<10	4	<10	151	0.01		
L561166		<0.01	<10	10	2	<10	16	<0.01		
L561167		0.11	<10	<10	79	20	9200	1.46	2.49	
L561168		<0.01	<10	<10	3	<10	114	0.01		
L561169		<0.01	<10	<10	3	<10	29	0.01		
L561170		<0.01	<10	<10	3	<10	19	0.01		
L561171		<0.01	<10	<10	3	<10	111	0.01		
L561172		<0.01	<10	<10	2	<10	180	0.01		
L561173		<0.01	<10	<10	3	<10	44	0.01		
L561174		<0.01	<10	<10	3	<10	104	0.01		
L561175		<0.01	<10	<10	2	<10	25	0.01		
L561176		<0.01	<10	<10	3	<10	310	0.01		
L561177		<0.01	<10	<10	4	<10	321	0.01		
L561178		<0.01	<10	<10	3	<10	576	0.01		
L561179		<0.01	<10	<10	5	<10	1060	0.01		
L561180		<0.01	<10	<10	4	<10	247	0.01		
L561181		<0.01	<10	<10	3	<10	71	0.01		
L561182		<0.01	<10	<10	3	<10	400	0.01		
L561183		<0.01	<10	<10	5	<10	1205	0.01		

ALS Canada Ltd.

2103 Dollarton Hwy
North Vancouver BC V7H 0A7
Phone: 604 984 0221 Fax: 604 984 0218 www.alsglobal.com

To: **EQUITY EXPLORATION CONSULTANTS LTD.**
SUITE 200, 900 WEST HASTINGS STREET
VANCOUVER BC V6C 1E5

Finalized Date: 12-OCT-2011
Account: EIABRX

CERTIFICATE WH11173970

Project: BRX11-01

P.O. No.: BRX11-18

This report is for 8 Drill Core samples submitted to our lab in Whitehorse, YT, Canada on 30-AUG-2011.

The following have access to data associated with this certificate:

HENRY AWMACK EQUITY ENG EMAIL RYAN TOOLE	DARCY BAKER TOBY HUGHES	WANDA CARTER SORIN POSESCU

SAMPLE PREPARATION

ALS CODE	DESCRIPTION
WEI-21	Received Sample Weight
LOG-22	Sample login - Rcd w/o BarCode
PUL-QC	Pulverizing QC Test
CRU-31	Fine crushing - 70% <2mm
SPL-21	Split sample - riffle splitter
PUL-31	Pulverize split to 85% <75 um

ANALYTICAL PROCEDURES

ALS CODE	DESCRIPTION	INSTRUMENT
ME-ICP41	35 Element Aqua Regia ICP-AES	ICP-AES
Au-AA25	Ore Grade Au 30g FA AA finish	AAS

To: **EQUITY EXPLORATION CONSULTANTS LTD.**
ATTN: WANDA CARTER
SUITE 200, 900 WEST HASTINGS STREET
VANCOUVER BC V6C 1E5

This is the Final Report and supersedes any preliminary report with this certificate number. Results apply to samples as submitted. All pages of this report have been checked and approved for release.

Signature:
Colin Ramshaw, Vancouver Laboratory Manager

ALS Canada Ltd.

2103 Dollarton Hwy
North Vancouver BC V7H 0A7
Phone: 604 984 0221 Fax: 604 984 0218 www.alsglobal.com

To: **EQUITY EXPLORATION CONSULTANTS LTD.**
SUITE 200, 900 WEST HASTINGS STREET
VANCOUVER BC V6C 1E5

Finalized Date: 12-OCT-2011
Account: EIABRX

Project: BRX11-01

CERTIFICATE OF ANALYSIS WH11173970

Sample Description	Method	WEI-21	ME-ICP41	ME-ICP41	ME-ICP41	ME-ICP41	ME-ICP41	ME-ICP41	ME-ICP41	ME-ICP41	ME-ICP41	ME-ICP41	ME-ICP41	ME-ICP41	ME-ICP41	ME-ICP41
	Analyte	Recvd Wt.	Ag	Al	As	B	Ba	Be	Bi	Ca	Cd	Co	Cr	Cu	Fe	Ga
	Units	kg	ppm	%	ppm	ppm	ppm	ppm	ppm	%	ppm	ppm	ppm	ppm	%	ppm
	LOR	0.02	0.2	0.01	2	10	10	0.5	2	0.01	0.5	1	1	1	0.01	10
L561298		3.19	0.4	0.53	58	<10	70	<0.5	<2	0.42	<0.5	5	2	19	3.55	<10
L561299		2.79	0.9	0.58	54	<10	50	<0.5	2	0.39	<0.5	5	1	29	4.19	<10
L561300		2.80	0.7	0.70	45	<10	40	<0.5	2	0.46	<0.5	5	1	29	5.45	<10
L561301		2.70	0.6	0.83	104	<10	30	<0.5	<2	0.46	<0.5	11	3	25	6.84	<10
L561302		5.57	0.2	2.90	39	<10	50	<0.5	<2	3.40	<0.5	18	26	35	5.30	10
L561303		4.89	<0.2	2.83	59	<10	170	<0.5	<2	3.87	<0.5	18	24	41	5.07	10
L561304		5.91	<0.2	2.84	29	<10	750	0.5	<2	3.66	<0.5	18	19	32	5.69	10
L561305		7.28	<0.2	2.65	29	<10	520	0.6	<2	3.84	<0.5	19	17	33	5.79	10

ALS Canada Ltd.

2103 Dollarton Hwy
North Vancouver BC V7H 0A7
Phone: 604 984 0221 Fax: 604 984 0218 www.alsglobal.com

To: **EQUITY EXPLORATION CONSULTANTS LTD.**
SUITE 200, 900 WEST HASTINGS STREET
VANCOUVER BC V6C 1E5

Finalized Date: 12-OCT-2011
Account: EIABRX

Project: BRX11-01

CERTIFICATE OF ANALYSIS WH11173970

Sample Description	Method	ME-ICP41	ME-ICP41	ME-ICP41	ME-ICP41	ME-ICP41	ME-ICP41	ME-ICP41	ME-ICP41	ME-ICP41	ME-ICP41	ME-ICP41	ME-ICP41	ME-ICP41	ME-ICP41	ME-ICP41
	Analyte	Hg	K	La	Mg	Mn	Mo	Na	Ni	P	Pb	S	Sb	Sc	Sr	Th
	Units	ppm	%	ppm	%	ppm	ppm	%	ppm	ppm	ppm	%	ppm	ppm	ppm	ppm
	LOR	1	0.01	10	0.01	5	1	0.01	1	10	2	0.01	2	1	1	20
L561298		1	0.13	<10	0.01	55	1	0.09	2	950	19	3.69	<2	<1	83	<20
L561299		<1	0.14	<10	0.01	17	2	0.13	2	1110	23	4.41	<2	<1	89	<20
L561300		<1	0.16	<10	0.02	16	5	0.16	1	1360	31	6.49	<2	<1	116	<20
L561301		<1	0.19	<10	0.12	81	1	0.12	2	980	59	7.78	<2	1	116	<20
L561302		1	0.13	40	2.32	1215	2	0.09	18	3170	9	0.27	<2	5	106	<20
L561303		<1	0.11	40	2.22	1250	2	0.10	18	3170	11	0.30	2	6	153	<20
L561304		<1	0.11	40	2.28	1210	2	0.13	15	3460	7	0.13	<2	8	413	<20
L561305		<1	0.09	40	2.17	1185	2	0.11	14	3540	8	0.13	2	9	257	<20

ALS Canada Ltd.

2103 Dollarton Hwy
North Vancouver BC V7H 0A7
Phone: 604 984 0221 Fax: 604 984 0218 www.alsglobal.com

To: **EQUITY EXPLORATION CONSULTANTS LTD.**
SUITE 200, 900 WEST HASTINGS STREET
VANCOUVER BC V6C 1E5

Finalized Date: 12-OCT-2011
Account: EIABRX

Project: BRX11-01

CERTIFICATE OF ANALYSIS WH11173970

Sample Description	Method Analyte Units LOR	ME-ICP41 Ti % 0.01	ME-ICP41 Tl ppm 10	ME-ICP41 U ppm 10	ME-ICP41 V ppm 1	ME-ICP41 W ppm 10	ME-ICP41 Zn ppm 2	Au-AA25 Au ppm 0.01
L561298		<0.01	<10	<10	4	<10	10	0.01
L561299		<0.01	<10	<10	3	<10	6	0.05
L561300		<0.01	<10	<10	3	<10	8	0.06
L561301		<0.01	<10	<10	10	<10	15	0.03
L561302		0.04	<10	<10	110	<10	96	0.01
L561303		0.09	<10	<10	108	<10	114	0.01
L561304		0.38	<10	<10	129	<10	117	<0.01
L561305		0.32	<10	<10	131	<10	124	0.01

ALS Canada Ltd.

2103 Dollarton Hwy
North Vancouver BC V7H 0A7
Phone: 604 984 0221 Fax: 604 984 0218 www.alsglobal.com

To: **EQUITY EXPLORATION CONSULTANTS LTD.**
SUITE 200, 900 WEST HASTINGS STREET
VANCOUVER BC V6C 1E5

Finalized Date: 16-OCT-2011
Account: EIABRX

CERTIFICATE WH11172369

Project: BRX11-01

P.O. No.: BRX11-15

This report is for 178 Drill Core samples submitted to our lab in Whitehorse, YT, Canada on 30-AUG-2011.

The following have access to data associated with this certificate:

HENRY AWMACK EQUITY ENG EMAIL RYAN TOOLE	DARCY BAKER TOBY HUGHES	WANDA CARTER SORIN POSESCU

SAMPLE PREPARATION

ALS CODE	DESCRIPTION
WEI-21	Received Sample Weight
LOG-24	Pulp Login - Rcd w/o Barcode
LOG-22d	Sample login - Rcd w/o BarCode dup
SPL-21d	Split sample - duplicate
PUL-31d	Pulverize Split - duplicate
LOG-22	Sample login - Rcd w/o BarCode
SPL-22Y	Split Sample - Boyd Rotary Splitter
CRU-QC	Crushing QC Test
PUL-QC	Pulverizing QC Test
CRU-31	Fine crushing - 70% <2mm
PUL-31	Pulverize split to 85% <75 um

ANALYTICAL PROCEDURES

ALS CODE	DESCRIPTION	INSTRUMENT
Cu-AA46	Ore grade Cu - aqua regia/AA	AAS
Zn-AA46	Ore grade Zn - aqua regia/AA	AAS
ME-ICP41	35 Element Aqua Regia ICP-AES	ICP-AES
Au-AA25	Ore Grade Au 30g FA AA finish	AAS
Au-GRA21	Au 30g FA-GRAV finish	WST-SIM

To: **EQUITY EXPLORATION CONSULTANTS LTD.**
ATTN: RYAN TOOLE
SUITE 200, 900 WEST HASTINGS STREET
VANCOUVER BC V6C 1E5

This is the Final Report and supersedes any preliminary report with this certificate number. Results apply to samples as submitted. All pages of this report have been checked and approved for release.

Signature:
Colin Ramshaw, Vancouver Laboratory Manager

ALS Canada Ltd.

2103 Dollarton Hwy
North Vancouver BC V7H 0A7
Phone: 604 984 0221 Fax: 604 984 0218 www.alsglobal.com

To: **EQUITY EXPLORATION CONSULTANTS LTD.**
SUITE 200, 900 WEST HASTINGS STREET
VANCOUVER BC V6C 1E5

Finalized Date: 16-OCT-2011
Account: EIABRX

Project: BRX11-01

CERTIFICATE OF ANALYSIS WH11172369

Sample Description	Method / Analyte / Units / LOR	WEI-21 Recvd Wt. kg 0.02	ME-ICP41 Ag ppm 0.2	ME-ICP41 Al % 0.01	ME-ICP41 As ppm 2	ME-ICP41 B ppm 10	ME-ICP41 Ba ppm 10	ME-ICP41 Be ppm 0.5	ME-ICP41 Bi ppm 2	ME-ICP41 Ca % 0.01	ME-ICP41 Cd ppm 0.5	ME-ICP41 Co ppm 1	ME-ICP41 Cr ppm 1	ME-ICP41 Cu ppm 1	ME-ICP41 Fe % 0.01	ME-ICP41 Ga ppm 10
L560809		5.34	0.3	0.61	197	<10	130	0.6	<2	3.41	0.8	7	4	16	2.84	<10
L560810		2.13	4.3	0.61	461	<10	70	0.7	<2	2.59	12.9	8	4	32	3.51	<10
L560811		2.13	<0.2	0.65	171	<10	140	0.7	<2	3.02	<0.5	8	4	18	2.11	<10
L560812		3.11	0.5	0.59	231	<10	90	0.6	<2	3.62	3.4	7	4	18	2.71	<10
L560813		4.26	<0.2	1.04	123	<10	210	0.5	<2	4.70	<0.5	7	5	13	2.85	<10
L560814		6.05	0.2	1.28	134	<10	280	0.5	<2	4.43	<0.5	7	5	17	2.81	<10
L560815		6.50	0.2	0.93	169	<10	190	0.5	<2	3.85	<0.5	7	5	10	2.66	<10
L560816		2.44	0.5	0.46	219	<10	50	0.5	<2	3.75	2.0	5	4	13	2.82	<10
L560817		2.43	0.8	0.56	254	<10	80	0.5	<2	3.47	0.6	6	4	10	2.64	<10
L560818		2.07	<0.2	0.61	165	<10	30	0.5	<2	4.43	<0.5	5	4	3	2.59	<10
L560819		6.23	<0.2	0.93	147	<10	130	<0.5	<2	3.88	<0.5	6	5	13	2.51	<10
L560820		<0.02	<0.2	0.95	141	<10	140	<0.5	<2	3.94	<0.5	7	6	14	2.50	<10
L560821		0.68	<0.2	0.05	<2	<10	<10	<0.5	<2	>25.0	<0.5	<1	2	<1	0.05	<10
L560822		0.07	82.2	1.56	449	<10	10	<0.5	3	1.95	52.8	26	73	>10000	5.85	10
L560823		6.92	0.3	1.19	94	<10	260	<0.5	<2	3.56	<0.5	7	5	20	2.49	<10
L560824		7.07	<0.2	1.23	35	<10	420	<0.5	<2	3.89	<0.5	7	6	24	2.62	<10
L560825		5.78	<0.2	1.14	72	<10	300	0.5	<2	4.00	<0.5	8	6	24	2.59	<10
L560826		3.15	0.2	0.57	157	<10	220	0.5	<2	4.38	<0.5	8	1	10	2.29	<10
L560827		3.28	0.3	0.53	208	<10	120	0.5	<2	3.82	0.9	8	2	11	2.77	<10
L560828		3.21	1.5	0.52	390	<10	30	0.6	<2	3.35	2.1	8	2	18	2.88	<10
L560829		2.64	0.2	0.57	283	<10	60	0.5	<2	3.54	<0.5	8	2	14	2.69	<10
L560830		5.76	0.3	0.48	193	<10	160	0.5	<2	4.33	<0.5	7	2	8	2.33	<10
L560831		2.87	0.5	0.55	116	<10	130	0.6	<2	3.64	<0.5	8	2	10	2.46	<10
L560832		1.09	0.6	0.57	219	<10	100	0.6	<2	2.09	<0.5	8	3	22	2.57	<10
L560833		1.52	0.5	0.51	273	<10	80	0.5	<2	1.52	<0.5	9	2	13	2.79	<10
L560834		2.83	1.4	0.47	221	<10	80	0.5	<2	0.73	3.9	9	1	18	2.77	<10
L560835		2.84	2.5	0.53	268	<10	90	0.5	<2	0.31	18.4	9	2	33	2.51	<10
L560836		2.04	3.7	0.54	396	<10	40	0.6	<2	0.29	18.7	12	2	76	3.76	<10
L560837		2.91	6.9	0.28	210	<10	40	<0.5	7	0.10	0.6	9	6	183	3.60	<10
L560838		2.66	4.0	0.23	207	<10	10	<0.5	5	0.07	<0.5	10	7	198	3.42	<10
L560839		2.17	3.6	0.22	166	<10	10	<0.5	4	0.05	0.8	6	7	131	2.05	<10
L560840		1.65	11.0	0.23	368	<10	10	<0.5	12	0.05	1.1	8	7	615	3.06	<10
L560841		1.26	6.7	0.16	314	<10	10	<0.5	8	0.05	0.9	10	6	178	3.41	<10
L560842		0.67	0.4	0.03	8	<10	10	<0.5	<2	>25.0	<0.5	2	<1	3	0.04	<10
L560843		1.25	6.6	0.16	380	<10	10	<0.5	6	0.14	1.9	10	2	146	3.59	<10
L560844		2.42	7.1	0.27	347	<10	20	<0.5	5	0.11	11.4	9	6	146	3.45	<10
L560845		2.99	14.3	0.15	312	<10	10	<0.5	12	0.04	0.7	10	6	460	3.95	<10
L560846		3.02	8.9	0.16	304	<10	10	<0.5	14	0.05	0.6	9	6	388	3.65	<10
L560847		2.96	3.6	0.16	258	<10	10	<0.5	3	0.03	<0.5	9	5	154	3.87	<10
L560848		2.96	12.6	0.13	660	<10	10	<0.5	9	0.04	0.9	9	8	1415	3.52	<10

ALS Canada Ltd.

2103 Dollarton Hwy
North Vancouver BC V7H 0A7
Phone: 604 984 0221 Fax: 604 984 0218 www.alsglobal.com

To: **EQUITY EXPLORATION CONSULTANTS LTD.**
SUITE 200, 900 WEST HASTINGS STREET
VANCOUVER BC V6C 1E5

Finalized Date: 16-OCT-2011
Account: EIABRX

Project: BRX11-01

CERTIFICATE OF ANALYSIS WH11172369

Sample Description	Method	ME-ICP41	ME-ICP41	ME-ICP41	ME-ICP41	ME-ICP41	ME-ICP41	ME-ICP41	ME-ICP41	ME-ICP41	ME-ICP41	ME-ICP41	ME-ICP41	ME-ICP41	ME-ICP41	ME-ICP41
	Analyte	Hg	K	La	Mg	Mn	Mo	Na	Ni	P	Pb	S	Sb	Sc	Sr	Th
	Units	ppm	%	ppm	%	ppm	ppm	%	ppm	ppm	ppm	%	ppm	ppm	ppm	ppm
	LOR	1	0.01	10	0.01	5	1	0.01	1	10	2	0.01	2	1	1	20
L560809		<1	0.24	20	0.85	4620	2	0.03	6	830	49	1.94	2	3	103	<20
L560810		1	0.25	20	0.72	4050	1	0.03	7	890	1190	3.47	6	3	64	<20
L560811		1	0.25	20	0.86	2570	1	0.03	6	920	18	1.50	3	3	78	<20
L560812		<1	0.26	20	0.97	2990	1	0.03	7	820	102	1.87	2	3	104	<20
L560813		<1	0.24	20	0.67	1440	1	0.03	5	850	7	1.27	<2	3	223	<20
L560814		1	0.24	20	0.86	1510	1	0.04	5	830	24	0.83	<2	3	271	<20
L560815		<1	0.26	20	0.73	1480	2	0.03	6	830	24	1.56	2	2	218	<20
L560816		1	0.22	20	1.21	2120	1	0.02	2	770	126	1.99	2	2	135	<20
L560817		<1	0.23	20	0.63	1495	2	0.03	3	830	78	2.17	2	2	158	<20
L560818		<1	0.22	20	0.94	1645	2	0.03	4	710	25	1.80	<2	2	207	<20
L560819		<1	0.22	20	0.77	1220	2	0.04	5	850	31	1.39	2	2	267	<20
L560820		<1	0.23	20	0.77	1220	2	0.04	6	830	28	1.38	2	2	273	<20
L560821		1	0.01	<10	1.92	31	<1	0.02	2	70	<2	0.10	<2	<1	5140	30
L560822		3	0.34	10	1.36	745	1270	0.09	242	1220	7870	4.17	67	7	209	<20
L560823		<1	0.25	20	0.81	839	2	0.05	4	840	16	0.93	2	3	274	<20
L560824		1	0.21	20	0.93	837	1	0.04	7	850	10	0.57	2	3	307	<20
L560825		<1	0.22	20	0.82	1205	1	0.04	6	850	14	0.85	2	3	278	<20
L560826		<1	0.25	20	0.75	1740	1	<0.01	5	800	16	1.20	<2	2	203	<20
L560827		<1	0.25	20	1.07	2650	1	<0.01	5	790	27	1.88	<2	2	160	<20
L560828		<1	0.25	20	1.07	3360	1	<0.01	5	780	160	2.44	3	2	134	<20
L560829		<1	0.26	20	1.09	2520	1	<0.01	4	810	16	1.99	<2	2	172	<20
L560830		<1	0.23	10	0.67	2390	1	<0.01	3	800	12	1.61	2	2	204	<20
L560831		<1	0.24	10	0.90	5790	1	<0.01	3	800	47	1.50	4	3	187	<20
L560832		<1	0.24	20	0.56	3690	1	<0.01	5	900	30	2.43	6	3	138	<20
L560833		<1	0.23	20	0.37	2980	1	<0.01	5	880	20	2.85	3	2	110	<20
L560834		<1	0.21	20	0.14	6500	1	<0.01	5	840	260	2.72	6	2	87	<20
L560835		1	0.23	10	0.03	126	2	<0.01	8	820	1360	2.79	11	1	80	<20
L560836		1	0.21	<10	0.03	58	3	<0.01	12	650	1090	4.22	22	1	103	<20
L560837		<1	0.09	<10	0.01	32	2	<0.01	5	180	136	3.76	53	1	49	<20
L560838		<1	0.03	<10	0.01	35	3	<0.01	5	120	81	3.59	29	1	51	<20
L560839		<1	0.03	<10	0.01	29	2	<0.01	3	100	200	2.08	18	<1	57	<20
L560840		<1	0.01	<10	0.01	29	2	<0.01	6	70	258	3.19	69	1	74	<20
L560841		<1	0.01	<10	0.01	25	2	<0.01	5	60	241	3.59	19	1	48	<20
L560842		1	<0.01	<10	2.20	27	<1	<0.01	<1	50	4	0.08	<2	<1	4890	20
L560843		<1	0.01	<10	0.01	24	2	<0.01	6	90	254	3.84	14	1	54	<20
L560844		1	0.07	<10	0.01	32	2	<0.01	4	140	837	3.72	18	1	62	<20
L560845		<1	0.01	<10	<0.01	28	2	<0.01	6	90	295	4.22	75	1	28	<20
L560846		<1	0.01	<10	<0.01	29	2	<0.01	5	110	555	3.90	53	1	32	<20
L560847		<1	0.01	<10	<0.01	23	3	<0.01	5	60	432	4.09	15	1	34	<20
L560848		1	0.01	<10	<0.01	25	2	<0.01	5	80	870	3.81	167	1	31	<20

ALS Canada Ltd.
2103 Dollarton Hwy
North Vancouver BC V7H 0A7
Phone: 604 984 0221 Fax: 604 984 0218 www.alsglobal.com

To: **EQUITY EXPLORATION CONSULTANTS LTD.**
SUITE 200, 900 WEST HASTINGS STREET
VANCOUVER BC V6C 1E5

Finalized Date: 16-OCT-2011
Account: EIABRX

Project: BRX11-01

CERTIFICATE OF ANALYSIS WH11172369

Sample Description	Method / Analyte / Units / LOR	ME-ICP41 Ti % 0.01	ME-ICP41 Tl ppm 10	ME-ICP41 U ppm 10	ME-ICP41 V ppm 1	ME-ICP41 W ppm 10	ME-ICP41 Zn ppm 2	Au-AA25 Au ppm 0.01	Au-GRA21 Au ppm 0.05	Cu-AA46 Cu % 0.001	Zn-AA46 Zn % 0.001
L560809		<0.01	<10	<10	15	<10	147	0.04			
L560810		<0.01	<10	<10	15	<10	1595	0.36			
L560811		<0.01	<10	<10	18	<10	66	0.02			
L560812		<0.01	<10	<10	12	<10	349	0.06			
L560813		<0.01	<10	<10	15	<10	46	0.01			
L560814		<0.01	<10	<10	22	<10	64	0.03			
L560815		<0.01	<10	<10	19	<10	69	0.04			
L560816		<0.01	<10	<10	16	<10	277	0.06			
L560817		<0.01	<10	<10	12	<10	117	0.06			
L560818		<0.01	<10	<10	14	<10	46	0.03			
L560819		<0.01	<10	<10	23	<10	68	0.01			
L560820		<0.01	<10	<10	24	<10	71	0.01			
L560821		<0.01	<10	<10	1	<10	3	<0.01			
L560822		0.10	<10	<10	71	<10	8330	1.44		2.52	
L560823		<0.01	<10	<10	28	<10	44	0.01			
L560824		<0.01	<10	<10	28	<10	33	<0.01			
L560825		<0.01	<10	<10	24	<10	36	0.02			
L560826		<0.01	<10	<10	8	<10	39	0.03			
L560827		<0.01	<10	<10	12	<10	37	0.04			
L560828		<0.01	<10	<10	17	<10	373	0.21			
L560829		<0.01	<10	<10	9	<10	41	0.02			
L560830		<0.01	<10	<10	7	<10	38	0.01			
L560831		<0.01	<10	<10	13	<10	60	<0.01			
L560832		<0.01	<10	<10	17	<10	30	0.02			
L560833		<0.01	<10	<10	13	<10	57	0.04			
L560834		<0.01	<10	<10	6	<10	535	0.06			
L560835		<0.01	<10	<10	5	<10	2450	0.16			
L560836		<0.01	<10	<10	6	<10	2460	0.34			
L560837		<0.01	<10	<10	3	<10	80	0.30			
L560838		<0.01	<10	<10	3	<10	116	0.23			
L560839		<0.01	<10	<10	2	<10	208	0.63			
L560840		<0.01	<10	<10	3	<10	109	0.43			
L560841		<0.01	<10	<10	2	<10	69	0.43			
L560842		<0.01	<10	<10	<1	<10	<2	<0.01			
L560843		<0.01	<10	<10	2	<10	141	0.39			
L560844		<0.01	<10	<10	3	<10	1460	0.64			
L560845		<0.01	<10	<10	2	<10	302	1.12			
L560846		<0.01	<10	<10	3	<10	98	0.68			
L560847		<0.01	<10	<10	3	<10	46	0.32			
L560848		<0.01	<10	<10	2	<10	235	0.63			

ALS Canada Ltd.

2103 Dollarton Hwy
North Vancouver BC V7H 0A7
Phone: 604 984 0221 Fax: 604 984 0218 www.alsglobal.com

To: **EQUITY EXPLORATION CONSULTANTS LTD.**
SUITE 200, 900 WEST HASTINGS STREET
VANCOUVER BC V6C 1E5

Finalized Date: 16-OCT-2011
Account: EIABRX

Project: BRX11-01

CERTIFICATE OF ANALYSIS WH11172369

Sample Description	Method / Analyte / Units / LOR	WEI-21 Recvd Wt. kg 0.02	ME-ICP41 Ag ppm 0.2	ME-ICP41 Al % 0.01	ME-ICP41 As ppm 2	ME-ICP41 B ppm 10	ME-ICP41 Ba ppm 10	ME-ICP41 Be ppm 0.5	ME-ICP41 Bi ppm 2	ME-ICP41 Ca % 0.01	ME-ICP41 Cd ppm 0.5	ME-ICP41 Co ppm 1	ME-ICP41 Cr ppm 1	ME-ICP41 Cu ppm 1	ME-ICP41 Fe % 0.01	ME-ICP41 Ga ppm 10
L560849		2.73	7.2	0.13	320	<10	10	<0.5	11	0.03	0.6	8	6	526	4.16	<10
L560850		2.76	6.3	0.13	332	<10	10	<0.5	15	0.02	0.5	8	13	469	3.68	<10
L560851		3.32	45.8	0.12	771	<10	10	<0.5	69	0.03	1.2	9	10	1765	9.00	10
L560852		2.16	4.8	0.14	178	<10	10	<0.5	7	0.02	<0.5	9	9	155	4.13	<10
L560853		2.82	8.5	0.12	151	<10	10	<0.5	14	0.01	<0.5	6	10	400	5.79	<10
L560854		3.61	66.4	0.09	416	<10	10	<0.5	131	0.02	0.8	1	4	2810	24.4	10
L560855		2.74	38.1	0.12	549	<10	10	<0.5	56	0.01	2.0	11	9	2590	13.60	<10
L560856		2.86	19.7	0.14	586	<10	10	<0.5	29	0.03	1.7	11	11	1585	7.67	<10
L560857		3.02	2.8	0.14	122	<10	10	<0.5	4	0.02	1.1	11	7	103	4.68	<10
L560858		2.64	1.7	0.16	156	<10	20	<0.5	4	0.04	<0.5	13	5	50	4.18	<10
L560859		2.91	2.6	0.15	151	<10	40	<0.5	4	0.09	0.6	29	10	125	4.74	<10
L560860		2.30	8.1	0.21	215	<10	20	<0.5	13	0.17	1.2	18	4	88	4.15	<10
L560861		2.45	9.8	0.45	173	<10	60	<0.5	3	0.21	72.9	7	2	85	3.06	<10
L560862		1.11	8.0	0.52	174	<10	60	<0.5	3	0.25	184.0	7	2	109	3.64	10
L560863		1.30	6.3	0.46	164	<10	50	<0.5	3	0.31	108.0	7	2	72	3.51	<10
L560864		0.73	0.2	0.04	9	<10	10	<0.5	<2	>25.0	<0.5	1	<1	1	0.05	<10
L560865		0.07	48.9	1.05	97	<10	60	<0.5	3	0.49	20.4	15	31	4180	4.39	<10
L560866		2.32	0.6	0.49	75	<10	80	<0.5	<2	1.61	0.5	6	2	37	2.68	<10
L560867		2.78	1.0	0.47	80	<10	50	<0.5	<2	1.18	5.3	5	2	13	2.72	<10
L560868		2.68	0.8	0.50	95	<10	60	<0.5	<2	1.83	0.5	6	2	11	2.71	<10
L560869		2.64	2.5	0.45	120	<10	30	<0.5	3	0.25	3.2	5	2	73	3.29	<10
L560870		2.75	2.7	0.45	152	<10	30	<0.5	3	0.27	3.7	6	2	45	3.19	<10
L560871		2.74	17.8	0.47	162	<10	60	<0.5	4	0.21	121.5	6	2	192	3.18	<10
L560872		2.45	10.3	0.36	156	<10	60	<0.5	8	0.16	23.8	7	3	221	3.42	<10
L560873		2.86	0.9	0.25	83	<10	20	<0.5	6	0.13	0.5	10	4	18	3.81	<10
L560874		2.47	3.5	0.45	110	<10	30	<0.5	4	0.21	25.4	11	3	50	3.80	<10
L560875		2.16	2.8	0.49	152	<10	70	0.5	2	0.28	15.3	11	2	28	3.62	<10
L560876		2.57	1.0	0.62	132	<10	40	0.5	2	1.38	1.3	12	6	23	3.48	<10
L560877		7.65	0.2	1.55	12	<10	460	0.6	<2	3.65	<0.5	14	34	33	3.66	<10
L560878		6.00	0.2	1.69	31	<10	710	0.5	<2	3.35	<0.5	15	32	45	3.81	<10
L560879		5.96	0.2	1.81	19	<10	770	0.5	<2	3.34	<0.5	14	34	39	3.69	<10
L560880		2.18	3.5	0.44	155	<10	70	<0.5	6	0.28	5.8	13	3	81	4.69	<10
L560881		2.51	1.0	0.31	153	<10	60	<0.5	2	0.29	0.5	10	4	17	4.01	<10
L560882		1.82	2.7	0.55	144	<10	30	<0.5	3	1.36	5.1	11	11	41	4.09	<10
L560883		2.66	1.4	0.55	199	<10	30	<0.5	2	0.35	3.2	8	2	17	3.34	<10
L560884		2.25	0.7	0.68	141	<10	30	0.5	3	1.45	0.5	9	2	21	3.43	<10
L560885		2.75	0.7	0.59	151	<10	20	<0.5	3	1.76	<0.5	7	2	14	3.01	<10
L560886		0.70	<0.2	0.07	<2	<10	20	<0.5	<2	>25.0	<0.5	<1	<1	3	0.05	<10
L560887		0.06	51.4	1.06	99	<10	60	<0.5	2	0.51	20.8	15	31	4220	4.50	10
L560888		2.94	0.6	0.57	135	<10	30	<0.5	<2	1.78	<0.5	6	2	43	2.86	<10

ALS Canada Ltd.

2103 Dollarton Hwy
North Vancouver BC V7H 0A7
Phone: 604 984 0221 Fax: 604 984 0218 www.alsglobal.com

To: **EQUITY EXPLORATION CONSULTANTS LTD.**
SUITE 200, 900 WEST HASTINGS STREET
VANCOUVER BC V6C 1E5

Finalized Date: 16-OCT-2011
Account: EIABRX

Project: BRX11-01

CERTIFICATE OF ANALYSIS WH11172369

Sample Description	Method	ME-ICP41	ME-ICP41	ME-ICP41	ME-ICP41	ME-ICP41	ME-ICP41	ME-ICP41	ME-ICP41	ME-ICP41	ME-ICP41	ME-ICP41	ME-ICP41	ME-ICP41	ME-ICP41	ME-ICP41
	Analyte	Hg	K	La	Mg	Mn	Mo	Na	Ni	P	Pb	S	Sb	Sc	Sr	Th
	Units	ppm	%	ppm	%	ppm	ppm	%	ppm	ppm	ppm	%	ppm	ppm	ppm	ppm
	LOR	1	0.01	10	0.01	5	1	0.01	1	10	2	0.01	2	1	1	20
L560849		1	0.01	<10	<0.01	23	1	<0.01	4	50	585	4.44	73	<1	27	<20
L560850		<1	0.01	<10	<0.01	27	3	<0.01	5	30	478	3.85	64	<1	34	<20
L560851		<1	0.01	<10	<0.01	27	2	<0.01	3	80	326	>10.0	253	<1	21	<20
L560852		<1	0.01	<10	<0.01	21	2	<0.01	5	40	212	4.38	21	1	25	<20
L560853		<1	0.01	<10	<0.01	30	1	<0.01	2	60	91	6.48	22	<1	28	<20
L560854		1	<0.01	<10	<0.01	11	1	<0.01	<1	50	209	>10.0	164	<1	17	<20
L560855		<1	0.01	<10	<0.01	28	1	<0.01	7	40	135	>10.0	270	<1	16	<20
L560856		1	0.01	<10	<0.01	31	2	<0.01	5	130	71	8.94	169	<1	25	<20
L560857		<1	0.01	<10	<0.01	25	2	<0.01	5	80	65	4.95	12	<1	28	<20
L560858		<1	0.01	<10	<0.01	34	1	<0.01	5	100	28	4.40	6	1	33	<20
L560859		<1	0.02	<10	<0.01	39	2	<0.01	13	340	61	4.99	6	<1	36	<20
L560860		<1	0.05	<10	0.01	36	2	<0.01	7	630	158	4.40	21	1	38	<20
L560861		1	0.22	<10	0.02	67	2	<0.01	2	700	2700	3.67	22	1	63	<20
L560862		3	0.26	<10	0.05	167	1	0.03	8	770	4140	4.86	22	1	72	<20
L560863		1	0.22	<10	0.07	433	<1	0.03	3	740	3320	4.39	14	1	69	<20
L560864		1	0.01	<10	2.04	27	<1	0.01	<1	50	8	0.10	<2	<1	4710	20
L560865		<1	0.50	10	0.62	454	169	0.04	23	850	2040	2.29	63	7	33	<20
L560866		<1	0.26	<10	0.53	5520	1	0.04	2	710	82	2.96	3	1	107	<20
L560867		<1	0.23	<10	0.38	4040	<1	0.03	2	720	214	2.99	3	1	82	<20
L560868		<1	0.23	<10	0.63	6530	1	0.04	3	730	112	3.04	5	1	119	<20
L560869		<1	0.21	<10	0.02	70	1	0.03	1	720	574	3.56	19	1	176	<20
L560870		<1	0.20	<10	0.02	60	1	0.03	3	770	640	3.49	15	1	168	<20
L560871		2	0.23	<10	0.02	42	1	0.03	2	600	5220	4.18	53	1	105	<20
L560872		<1	0.16	<10	0.01	33	1	0.02	3	470	1200	3.85	61	1	86	<20
L560873		<1	0.07	<10	<0.01	29	1	0.02	4	490	50	4.06	4	1	50	<20
L560874		1	0.19	<10	0.02	35	1	0.03	6	570	644	4.27	14	1	122	<20
L560875		<1	0.21	<10	0.02	46	1	0.03	6	820	685	4.06	7	1	131	<20
L560876		1	0.23	10	0.42	1705	2	0.03	12	1100	180	3.21	5	3	131	<20
L560877		<1	0.21	10	1.74	1675	3	0.05	20	1660	53	0.08	<2	8	279	<20
L560878		1	0.21	10	1.68	1255	3	0.06	20	1620	27	0.28	3	8	271	<20
L560879		<1	0.18	10	1.77	1775	3	0.07	20	1630	92	0.13	2	8	404	<20
L560880		<1	0.17	<10	0.02	39	1	0.04	8	820	396	5.09	11	1	176	<20
L560881		<1	0.09	<10	0.01	31	<1	0.04	6	970	31	4.30	2	<1	138	<20
L560882		<1	0.15	<10	0.38	519	1	0.05	11	880	816	4.04	5	2	226	<20
L560883		<1	0.22	10	0.04	1355	1	0.05	5	840	435	3.59	4	1	209	<20
L560884		<1	0.20	10	0.35	4590	1	0.06	5	920	48	3.73	5	2	263	<20
L560885		<1	0.19	10	0.40	5150	<1	0.05	3	840	79	3.35	4	2	294	<20
L560886		<1	0.02	<10	1.91	51	<1	0.02	1	60	<2	0.08	<2	<1	5210	30
L560887		<1	0.50	10	0.64	464	168	0.04	23	860	2110	2.34	63	7	34	<20
L560888		<1	0.22	10	0.53	3920	<1	0.04	2	790	60	3.16	2	1	431	<20

ALS Canada Ltd.
2103 Dollarton Hwy
North Vancouver BC V7H 0A7
Phone: 604 984 0221 Fax: 604 984 0218 www.alsglobal.com

To: **EQUITY EXPLORATION CONSULTANTS LTD.**
SUITE 200, 900 WEST HASTINGS STREET
VANCOUVER BC V6C 1E5

Finalized Date: 16-OCT-2011
Account: EIABRX

Project: BRX11-01

CERTIFICATE OF ANALYSIS WH11172369

Sample Description	Method / Analyte / Units / LOR	ME-ICP41 Ti % 0.01	ME-ICP41 Tl ppm 10	ME-ICP41 U ppm 10	ME-ICP41 V ppm 1	ME-ICP41 W ppm 10	ME-ICP41 Zn ppm 2	Au-AA25 Au ppm 0.01	Au-GRA21 Au ppm 0.05	Cu-AA46 Cu % 0.001	Zn-AA46 Zn % 0.001
L560849		<0.01	<10	<10	2	<10	125	1.36			
L560850		<0.01	<10	<10	2	<10	87	0.94			
L560851		<0.01	<10	<10	2	<10	201	2.19			
L560852		<0.01	<10	<10	2	<10	40	0.30			
L560853		<0.01	<10	<10	2	<10	30	0.64			
L560854		<0.01	<10	<10	2	<10	146	5.75	5.87		
L560855		<0.01	<10	<10	2	<10	508	2.74			
L560856		<0.01	<10	<10	2	<10	939	0.65			
L560857		<0.01	<10	<10	2	<10	347	0.11			
L560858		<0.01	<10	<10	3	<10	210	0.13			
L560859		<0.01	<10	<10	2	<10	571	0.43			
L560860		<0.01	<10	<10	3	<10	384	0.13			
L560861		<0.01	<10	<10	4	<10	8180	0.07			
L560862		<0.01	<10	<10	6	10	>10000	0.03			1.850
L560863		<0.01	<10	<10	6	<10	>10000	0.03			1.210
L560864		<0.01	<10	<10	<1	<10	41	<0.01			
L560865		0.08	<10	<10	83	<10	2510	0.36			
L560866		<0.01	<10	<10	11	<10	98	<0.01			
L560867		<0.01	<10	<10	10	<10	676	<0.01			
L560868		<0.01	<10	<10	11	<10	116	<0.01			
L560869		<0.01	<10	<10	4	<10	468	0.01			
L560870		<0.01	<10	<10	4	<10	480	0.01			
L560871		<0.01	<10	<10	5	<10	>10000	0.05			1.410
L560872		<0.01	<10	<10	4	<10	2930	0.02			
L560873		<0.01	<10	<10	2	<10	78	0.06			
L560874		<0.01	<10	<10	5	<10	2640	0.04			
L560875		<0.01	<10	<10	6	<10	1975	0.07			
L560876		<0.01	<10	<10	9	<10	413	0.04			
L560877		<0.01	<10	<10	74	<10	132	0.01			
L560878		<0.01	<10	<10	68	<10	152	<0.01			
L560879		0.01	<10	<10	73	<10	112	<0.01			
L560880		<0.01	<10	<10	5	<10	739	0.05			
L560881		<0.01	<10	<10	3	<10	65	0.04			
L560882		<0.01	<10	<10	13	<10	732	0.06			
L560883		<0.01	<10	<10	6	<10	573	0.03			
L560884		<0.01	<10	<10	11	<10	134	0.01			
L560885		<0.01	<10	<10	13	<10	84	0.02			
L560886		<0.01	<10	10	1	<10	3	<0.01			
L560887		0.08	<10	<10	83	<10	2530	0.33			
L560888		<0.01	<10	<10	10	<10	90	0.01			

ALS Canada Ltd.

2103 Dollarton Hwy
North Vancouver BC V7H 0A7
Phone: 604 984 0221 Fax: 604 984 0218 www.alsglobal.com

To: **EQUITY EXPLORATION CONSULTANTS LTD.**
SUITE 200, 900 WEST HASTINGS STREET
VANCOUVER BC V6C 1E5

Finalized Date: 16-OCT-2011
Account: EIABRX

Project: BRX11-01

CERTIFICATE OF ANALYSIS WH11172369

Sample Description	Method / Analyte / Units / LOR	WEI-21 Recvd Wt. kg 0.02	ME-ICP41 Ag ppm 0.2	ME-ICP41 Al % 0.01	ME-ICP41 As ppm 2	ME-ICP41 B ppm 10	ME-ICP41 Ba ppm 10	ME-ICP41 Be ppm 0.5	ME-ICP41 Bi ppm 2	ME-ICP41 Ca % 0.01	ME-ICP41 Cd ppm 0.5	ME-ICP41 Co ppm 1	ME-ICP41 Cr ppm 1	ME-ICP41 Cu ppm 1	ME-ICP41 Fe % 0.01	ME-ICP41 Ga ppm 10
L560889		3.68	0.4	0.60	144	<10	50	0.5	2	2.80	0.5	7	2	15	2.96	<10
L560890		2.46	0.5	0.64	96	<10	40	0.5	2	1.86	<0.5	8	1	14	3.29	<10
L560891		2.76	0.5	0.57	52	<10	40	<0.5	3	1.27	<0.5	8	1	19	3.03	<10
L560892		3.71	0.5	1.36	31	<10	70	0.6	<2	1.72	<0.5	12	13	17	3.95	<10
L560893		2.91	5.1	0.53	30	<10	20	<0.5	3	0.36	23.1	7	1	15	3.09	<10
L560894		2.51	1.0	1.87	36	<10	70	0.6	2	1.96	6.6	13	19	35	3.57	<10
L560895		2.53	3.2	0.51	73	<10	20	<0.5	11	0.34	3.6	10	2	172	4.89	<10
L560896		2.73	2.2	0.57	52	<10	30	<0.5	3	0.36	10.9	6	1	17	2.80	<10
L560897		2.04	0.3	0.58	70	<10	30	<0.5	2	0.53	<0.5	8	1	5	3.12	<10
L560898		2.81	0.6	0.59	69	<10	30	<0.5	<2	0.99	<0.5	7	2	8	2.95	<10
L560899		2.77	0.2	0.56	64	<10	60	<0.5	<2	1.21	<0.5	5	3	3	2.75	<10
L560900		2.91	0.3	0.61	73	<10	20	<0.5	<2	2.56	<0.5	6	3	4	3.03	<10
L560901		2.51	0.3	0.59	81	<10	30	<0.5	<2	3.41	<0.5	6	3	5	2.76	<10
L560902		1.86	0.3	0.84	125	<10	20	<0.5	<2	3.38	<0.5	8	3	11	3.14	<10
L560903		2.26	0.4	0.65	134	<10	10	0.5	2	3.91	<0.5	9	3	9	3.66	<10
L560904		2.63	0.3	0.68	66	<10	20	<0.5	<2	4.05	<0.5	8	3	18	2.98	<10
L560905		2.39	<0.2	0.61	65	<10	40	<0.5	<2	3.61	<0.5	5	3	4	2.66	<10
L560906		1.56	<0.2	0.77	80	<10	30	<0.5	<2	3.85	<0.5	6	3	7	2.95	<10
L560907		<0.02	0.2	0.74	75	<10	40	<0.5	<2	3.53	<0.5	6	3	6	2.67	<10
L560908		0.64	<0.2	0.04	<2	<10	<10	<0.5	<2	>25.0	<0.5	<1	1	1	0.04	<10
L560909		0.07	82.3	1.64	480	<10	10	<0.5	17	2.04	55.6	28	78	>10000	6.14	10
L560910		2.62	<0.2	0.81	83	<10	70	<0.5	<2	3.61	<0.5	5	1	7	2.59	<10
L560911		2.54	<0.2	0.70	78	<10	60	<0.5	<2	4.02	<0.5	6	3	14	2.72	<10
L560912		2.28	<0.2	0.65	64	<10	50	<0.5	<2	3.63	<0.5	5	3	6	2.71	<10
L560913		2.51	0.2	0.78	103	<10	50	<0.5	<2	2.63	<0.5	5	3	5	2.81	<10
L560914		2.72	0.3	0.82	78	<10	50	<0.5	<2	2.95	<0.5	5	3	6	2.76	<10
L560915		2.93	0.3	0.79	97	<10	50	<0.5	<2	2.60	<0.5	5	3	4	2.52	<10
L560916		2.75	0.2	0.70	87	<10	50	<0.5	<2	3.32	<0.5	5	3	5	2.73	<10
L560917		3.83	<0.2	0.74	89	<10	50	<0.5	<2	3.78	<0.5	5	3	8	2.82	<10
L560918		2.67	0.2	0.68	86	<10	40	<0.5	<2	3.59	<0.5	7	3	10	3.03	<10
L560919		2.29	0.3	0.69	75	<10	10	<0.5	<2	4.86	<0.5	7	3	7	3.08	<10
L560920		3.00	0.4	0.74	67	<10	30	<0.5	<2	2.87	<0.5	7	3	11	2.85	<10
L560921		2.91	0.2	0.71	76	<10	20	<0.5	<2	4.18	<0.5	6	2	10	2.85	<10
L560922		3.11	0.4	0.77	84	<10	20	0.5	2	2.73	<0.5	7	2	9	3.11	<10
L560923		3.14	1.2	1.02	128	<10	40	0.5	<2	2.07	2.7	10	3	27	3.45	<10
L560924		4.43	1.5	0.96	132	<10	50	0.5	<2	2.76	6.8	9	3	29	3.52	<10
L560925		4.23	<0.2	0.93	83	<10	40	<0.5	<2	4.21	<0.5	8	3	19	2.98	<10
L560926		4.13	0.2	0.91	71	<10	20	<0.5	<2	4.31	<0.5	8	4	20	2.97	<10
L560927		2.56	<0.2	0.88	87	<10	50	<0.5	<2	4.17	<0.5	8	3	20	3.01	<10
L560928		2.55	0.2	0.87	110	<10	20	<0.5	<2	4.03	<0.5	8	4	19	2.92	<10

ALS Canada Ltd.

2103 Dollarton Hwy
North Vancouver BC V7H 0A7
Phone: 604 984 0221 Fax: 604 984 0218 www.alsglobal.com

To: **EQUITY EXPLORATION CONSULTANTS LTD.**
SUITE 200, 900 WEST HASTINGS STREET
VANCOUVER BC V6C 1E5

Finalized Date: 16-OCT-2011
Account: EIABRX

Project: BRX11-01

CERTIFICATE OF ANALYSIS WH11172369

Sample Description	Method	ME-ICP41	ME-ICP41	ME-ICP41	ME-ICP41	ME-ICP41	ME-ICP41	ME-ICP41	ME-ICP41	ME-ICP41	ME-ICP41	ME-ICP41	ME-ICP41	ME-ICP41	ME-ICP41	ME-ICP41
	Analyte	Hg	K	La	Mg	Mn	Mo	Na	Ni	P	Pb	S	Sb	Sc	Sr	Th
	Units	ppm	%	ppm	%	ppm	ppm	%	ppm	ppm	ppm	%	ppm	ppm	ppm	ppm
	LOR	1	0.01	10	0.01	5	1	0.01	1	10	2	0.01	2	1	1	20
L560889		<1	0.20	10	0.62	2820	<1	0.06	3	790	52	3.38	4	2	2630	<20
L560890		<1	0.19	10	0.25	2260	<1	0.07	4	900	113	3.72	4	2	818	<20
L560891		<1	0.21	10	0.25	2240	<1	0.06	3	840	46	3.32	4	1	305	<20
L560892		<1	0.21	10	0.74	1140	<1	0.07	13	1420	40	3.03	2	4	290	<20
L560893		<1	0.22	10	0.02	103	<1	0.05	3	780	1235	3.51	5	1	582	<20
L560894		<1	0.21	10	1.09	2090	2	0.06	15	1370	714	1.64	2	5	361	<20
L560895		<1	0.12	<10	0.01	66	<1	0.06	6	800	289	5.27	23	1	217	<20
L560896		<1	0.19	<10	0.02	49	<1	0.06	4	870	572	3.11	3	1	311	<20
L560897		<1	0.18	10	0.05	486	<1	0.07	4	920	47	3.42	2	1	307	<20
L560898		<1	0.22	10	0.20	1880	1	0.06	8	850	90	3.16	<2	2	195	<20
L560899		<1	0.23	20	0.36	2010	<1	0.05	5	820	37	2.96	<2	1	107	<20
L560900		<1	0.22	20	0.82	3050	1	0.05	4	830	70	3.36	<2	2	221	<20
L560901		1	0.20	10	0.55	2450	1	0.06	5	830	64	3.13	<2	2	400	<20
L560902		<1	0.21	10	0.56	2100	1	0.07	5	910	70	3.53	2	2	505	<20
L560903		<1	0.21	10	0.85	2760	1	0.06	8	990	84	4.14	<2	2	462	<20
L560904		<1	0.17	20	0.38	1685	1	0.07	5	880	62	3.46	3	2	584	<20
L560905		<1	0.17	20	0.50	1440	1	0.05	3	770	54	3.03	<2	2	486	<20
L560906		<1	0.16	20	0.31	1170	1	0.06	3	820	57	3.45	<2	2	594	<20
L560907		<1	0.16	20	0.28	1065	1	0.06	4	780	49	3.09	<2	2	512	<20
L560908		<1	0.01	<10	1.87	30	<1	0.03	2	40	<2	0.11	<2	<1	5280	30
L560909		3	0.36	10	1.43	780	1335	0.11	253	1280	8260	4.42	72	7	218	<20
L560910		<1	0.19	20	0.34	1145	1	0.06	1	740	48	2.96	<2	2	531	<20
L560911		1	0.16	20	0.29	1335	1	0.06	4	820	58	3.20	2	2	471	<20
L560912		<1	0.18	10	0.29	1475	1	0.06	3	800	66	3.14	<2	1	368	<20
L560913		<1	0.18	10	0.53	1830	1	0.05	3	810	61	3.21	<2	1	289	<20
L560914		1	0.21	20	0.42	1695	1	0.05	4	800	52	3.16	<2	1	384	<20
L560915		<1	0.19	20	0.46	1650	1	0.05	3	780	95	2.86	<2	1	377	<20
L560916		1	0.18	10	0.28	1320	1	0.06	3	770	57	3.13	<2	1	362	<20
L560917		<1	0.18	20	0.33	1210	1	0.06	3	790	56	3.22	2	2	340	<20
L560918		1	0.18	20	0.40	1185	1	0.07	4	870	68	3.46	2	2	491	<20
L560919		1	0.17	10	0.44	1615	1	0.05	5	850	60	3.59	2	2	1060	<20
L560920		<1	0.21	20	0.62	1325	1	0.05	5	810	70	3.23	2	1	744	<20
L560921		<1	0.22	10	0.77	2430	1	0.05	5	770	50	3.30	2	1	830	<20
L560922		1	0.21	20	0.89	2330	1	0.05	5	850	44	3.45	<2	1	550	<20
L560923		1	0.19	20	0.65	1680	1	0.07	8	980	226	3.82	4	2	167	<20
L560924		1	0.20	10	0.64	1785	1	0.07	6	920	546	3.90	4	2	172	<20
L560925		1	0.17	10	0.69	1695	1	0.07	4	860	36	3.23	3	2	238	<20
L560926		<1	0.18	20	0.53	1295	1	0.07	8	870	38	3.31	3	2	419	<20
L560927		<1	0.20	20	0.51	1460	1	0.08	6	870	42	3.43	3	2	220	<20
L560928		<1	0.20	20	0.73	1660	1	0.07	5	880	50	3.31	4	2	287	<20

ALS Canada Ltd.
2103 Dollarton Hwy
North Vancouver BC V7H 0A7
Phone: 604 984 0221 Fax: 604 984 0218 www.alsglobal.com

To: **EQUITY EXPLORATION CONSULTANTS LTD.**
SUITE 200, 900 WEST HASTINGS STREET
VANCOUVER BC V6C 1E5

Finalized Date: 16-OCT-2011
Account: EIABRX

Project: BRX11-01

CERTIFICATE OF ANALYSIS WH11172369

Sample Description	Method / Analyte / Units / LOR	ME-ICP41 Ti % 0.01	ME-ICP41 Tl ppm 10	ME-ICP41 U ppm 10	ME-ICP41 V ppm 1	ME-ICP41 W ppm 10	ME-ICP41 Zn ppm 2	Au-AA25 Au ppm 0.01	Au-GRA21 Au ppm 0.05	Cu-AA46 Cu % 0.001	Zn-AA46 Zn % 0.001
L560889		<0.01	<10	<10	12	<10	117	0.03			
L560890		<0.01	<10	<10	8	<10	53	<0.01			
L560891		<0.01	<10	<10	8	<10	50	<0.01			
L560892		<0.01	<10	<10	41	<10	46	<0.01			
L560893		<0.01	<10	<10	5	<10	2780	0.02			
L560894		<0.01	<10	<10	32	<10	937	<0.01			
L560895		<0.01	<10	<10	6	<10	445	0.02			
L560896		<0.01	<10	<10	6	<10	1410	0.02			
L560897		<0.01	<10	<10	6	<10	42	0.01			
L560898		<0.01	<10	<10	9	<10	93	0.01			
L560899		<0.01	<10	<10	8	<10	29	<0.01			
L560900		<0.01	<10	<10	10	<10	36	<0.01			
L560901		<0.01	<10	<10	12	<10	25	<0.01			
L560902		<0.01	<10	<10	14	<10	42	0.01			
L560903		<0.01	<10	<10	13	<10	49	0.03			
L560904		<0.01	<10	<10	10	<10	29	<0.01			
L560905		<0.01	<10	<10	8	<10	24	<0.01			
L560906		<0.01	<10	<10	8	<10	19	<0.01			
L560907		<0.01	<10	<10	7	<10	17	0.01			
L560908		<0.01	<10	<10	1	<10	3	<0.01			
L560909		0.10	<10	<10	75	<10	8840	1.36		2.54	
L560910		<0.01	<10	<10	8	<10	19	0.01			
L560911		<0.01	<10	<10	6	<10	23	<0.01			
L560912		<0.01	<10	<10	6	<10	27	<0.01			
L560913		<0.01	<10	<10	6	<10	34	<0.01			
L560914		<0.01	<10	<10	7	<10	22	<0.01			
L560915		<0.01	<10	<10	7	<10	92	0.01			
L560916		<0.01	<10	<10	6	<10	18	0.01			
L560917		<0.01	<10	<10	7	<10	20	0.01			
L560918		<0.01	<10	<10	9	<10	24	0.02			
L560919		<0.01	<10	<10	8	<10	26	<0.01			
L560920		<0.01	<10	<10	9	<10	19	<0.01			
L560921		<0.01	<10	<10	9	<10	29	<0.01			
L560922		<0.01	<10	<10	10	<10	40	<0.01			
L560923		<0.01	<10	<10	14	<10	478	<0.01			
L560924		<0.01	<10	<10	13	<10	820	0.03			
L560925		<0.01	<10	<10	14	<10	90	<0.01			
L560926		<0.01	<10	<10	16	<10	38	<0.01			
L560927		<0.01	<10	<10	12	<10	31	<0.01			
L560928		<0.01	<10	<10	12	<10	36	<0.01			

ALS Canada Ltd.

2103 Dollarton Hwy
North Vancouver BC V7H 0A7
Phone: 604 984 0221 Fax: 604 984 0218 www.alsglobal.com

To: **EQUITY EXPLORATION CONSULTANTS LTD.**
SUITE 200, 900 WEST HASTINGS STREET
VANCOUVER BC V6C 1E5

Finalized Date: 16-OCT-2011
Account: EIABRX

Project: BRX11-01

CERTIFICATE OF ANALYSIS WH11172369

Sample Description	Method / Analyte / Units / LOR	WEI-21 Recvd Wt. kg 0.02	ME-ICP41 Ag ppm 0.2	ME-ICP41 Al % 0.01	ME-ICP41 As ppm 2	ME-ICP41 B ppm 10	ME-ICP41 Ba ppm 10	ME-ICP41 Be ppm 0.5	ME-ICP41 Bi ppm 2	ME-ICP41 Ca % 0.01	ME-ICP41 Cd ppm 0.5	ME-ICP41 Co ppm 1	ME-ICP41 Cr ppm 1	ME-ICP41 Cu ppm 1	ME-ICP41 Fe % 0.01	ME-ICP41 Ga ppm 10
L560929		0.64	<0.2	0.04	<2	<10	<10	<0.5	<2	>25.0	<0.5	<1	2	<1	0.04	<10
L560930		0.07	54.0	1.12	101	<10	40	<0.5	3	0.51	21.3	16	33	4300	4.48	10
L560931		2.22	0.3	1.09	35	<10	90	<0.5	<2	4.01	<0.5	5	3	22	2.72	<10
L560932		2.10	<0.2	0.94	24	<10	80	<0.5	<2	3.73	<0.5	6	3	4	2.88	<10
L560933		2.64	<0.2	0.96	27	<10	30	<0.5	<2	4.23	<0.5	5	3	8	2.70	<10
L560934		2.98	0.2	0.66	23	<10	110	0.5	<2	4.35	<0.5	5	2	9	2.55	<10
L560935		4.57	<0.2	0.92	4	<10	190	<0.5	<2	2.44	<0.5	6	10	9	1.75	<10
L560936		5.48	<0.2	0.91	2	<10	700	<0.5	<2	2.48	<0.5	5	11	9	1.86	<10
L560937		5.63	<0.2	0.98	<2	<10	880	<0.5	<2	2.58	<0.5	5	10	8	1.87	<10
L560938		2.59	0.5	0.87	138	<10	70	0.6	2	3.50	<0.5	8	3	29	2.84	<10
L560939		2.86	0.5	0.81	87	<10	100	0.6	2	3.55	0.7	8	2	16	3.10	<10
L560940		2.42	0.2	0.83	19	<10	180	0.5	<2	3.17	<0.5	6	6	13	2.23	<10
L560941		2.45	<0.2	0.94	<2	<10	300	<0.5	<2	2.34	<0.5	5	10	11	1.82	<10
L560942		2.86	<0.2	1.04	2	<10	160	<0.5	<2	2.62	<0.5	5	9	16	1.71	<10
L560943		2.65	0.4	0.86	35	<10	110	0.5	<2	3.66	<0.5	6	2	15	2.71	<10
L560944		3.14	0.2	0.82	30	<10	100	<0.5	<2	3.61	<0.5	6	2	9	2.86	<10
L560945		3.11	0.5	0.96	42	<10	70	<0.5	<2	4.40	0.5	6	2	10	3.24	<10
L560946		2.34	3.2	0.70	47	<10	80	<0.5	2	2.89	41.4	8	2	24	3.33	<10
L560947		2.50	2.2	0.75	50	<10	90	<0.5	2	1.06	21.8	7	2	16	3.11	<10
L560948		2.91	0.6	0.97	35	<10	60	<0.5	<2	2.31	0.5	4	2	5	2.64	<10
L560949		1.13	0.3	0.82	31	<10	110	<0.5	2	2.28	<0.5	6	2	4	2.82	<10
L560950		1.49	0.3	0.76	28	<10	100	<0.5	<2	2.85	<0.5	5	2	4	2.63	<10
L560951		0.69	<0.2	0.04	<2	<10	10	<0.5	<2	>25.0	<0.5	<1	1	1	0.03	<10
L560952		0.06	78.4	1.53	449	<10	30	<0.5	7	1.92	51.8	26	74	>10000	5.87	<10
L560953		2.46	0.4	0.67	17	<10	50	<0.5	<2	3.49	<0.5	6	1	8	2.78	<10
L560954		2.58	<0.2	0.99	80	<10	40	<0.5	3	4.58	<0.5	8	2	25	2.73	<10
L560955		2.82	<0.2	0.99	68	<10	40	<0.5	<2	3.92	<0.5	7	3	16	2.87	<10
L560956		2.45	<0.2	0.90	58	<10	30	<0.5	2	4.35	<0.5	7	2	15	3.09	<10
L560957		2.54	<0.2	0.88	18	<10	70	<0.5	2	3.84	<0.5	6	2	8	2.68	<10
L560958		2.86	<0.2	0.86	53	<10	90	<0.5	<2	4.38	<0.5	5	2	46	2.24	<10
L560959		2.37	<0.2	0.77	24	<10	90	<0.5	<2	3.32	<0.5	6	2	8	2.52	<10
L560960		2.84	0.3	0.93	57	<10	60	<0.5	<2	5.31	<0.5	6	2	14	2.64	<10
L560961		2.56	<0.2	0.92	34	<10	30	<0.5	<2	4.08	<0.5	8	2	9	3.08	<10
L560962		2.84	<0.2	0.88	38	<10	130	0.5	<2	3.68	<0.5	7	2	10	2.53	<10
L560963		2.18	0.2	0.84	36	<10	90	<0.5	2	5.16	<0.5	7	2	9	2.76	<10
L560964		2.72	<0.2	0.90	14	<10	110	<0.5	<2	4.35	<0.5	6	2	10	2.89	<10
L560965		2.91	<0.2	0.80	11	<10	30	<0.5	<2	4.08	<0.5	7	2	9	2.96	<10
L560966		2.96	<0.2	0.94	56	<10	90	0.5	2	3.40	<0.5	7	2	15	2.51	<10
L560967		2.59	<0.2	0.94	74	<10	60	0.5	<2	4.20	<0.5	8	2	28	2.34	<10
L560968		2.83	<0.2	1.03	69	<10	40	0.5	<2	3.64	<0.5	8	2	21	2.95	<10

ALS Canada Ltd.
2103 Dollarton Hwy
North Vancouver BC V7H 0A7
Phone: 604 984 0221 Fax: 604 984 0218 www.alsglobal.com

To: **EQUITY EXPLORATION CONSULTANTS LTD.**
SUITE 200, 900 WEST HASTINGS STREET
VANCOUVER BC V6C 1E5

Finalized Date: 16-OCT-2011
Account: EIABRX

Project: BRX11-01

CERTIFICATE OF ANALYSIS WH11172369

Sample Description	Method	ME-ICP41	ME-ICP41	ME-ICP41	ME-ICP41	ME-ICP41	ME-ICP41	ME-ICP41	ME-ICP41	ME-ICP41	ME-ICP41	ME-ICP41	ME-ICP41	ME-ICP41	ME-ICP41	ME-ICP41
	Analyte	Hg	K	La	Mg	Mn	Mo	Na	Ni	P	Pb	S	Sb	Sc	Sr	Th
	Units	ppm	%	ppm	%	ppm	ppm	%	ppm	ppm	ppm	%	ppm	ppm	ppm	ppm
	LOR	1	0.01	10	0.01	5	1	0.01	1	10	2	0.01	2	1	1	20
L560929		1	0.01	<10	2.07	33	<1	0.03	1	50	<2	0.13	2	<1	5220	30
L560930		1	0.52	10	0.66	470	174	0.05	24	890	2150	2.47	60	7	36	<20
L560931		1	0.23	10	1.10	1990	1	0.04	2	760	41	3.08	<2	1	184	<20
L560932		<1	0.27	10	0.55	1545	1	0.05	4	840	49	3.31	<2	1	157	<20
L560933		<1	0.25	20	0.56	1530	1	0.05	3	790	58	3.05	2	1	181	<20
L560934		<1	0.24	10	0.26	1460	1	0.05	6	760	64	2.93	<2	1	164	<20
L560935		<1	0.24	10	0.56	576	3	0.06	4	670	22	0.10	<2	2	82	<20
L560936		<1	0.25	20	0.57	495	4	0.07	4	680	15	0.06	<2	3	105	<20
L560937		<1	0.26	10	0.61	592	4	0.08	4	680	22	0.07	<2	2	143	<20
L560938		1	0.26	10	0.45	1440	2	0.05	6	880	59	2.61	4	2	158	<20
L560939		<1	0.21	10	0.44	1865	1	0.06	5	840	119	3.48	3	2	171	<20
L560940		<1	0.24	10	0.65	1435	2	0.05	4	730	49	1.38	2	2	164	<20
L560941		<1	0.23	20	0.60	529	2	0.06	4	680	9	0.04	2	2	96	<20
L560942		<1	0.23	10	0.64	685	3	0.06	5	680	9	0.12	<2	2	90	<20
L560943		<1	0.26	10	0.51	1995	1	0.05	3	790	75	3.03	3	1	133	<20
L560944		<1	0.26	10	0.45	2250	1	0.06	3	840	26	3.38	2	1	130	<20
L560945		<1	0.24	10	0.77	3910	<1	0.06	3	850	60	3.83	2	1	173	<20
L560946		1	0.24	10	0.71	3460	<1	0.07	4	890	1920	4.20	6	2	102	<20
L560947		1	0.29	20	0.18	1035	<1	0.06	2	850	795	3.59	5	1	59	<20
L560948		<1	0.28	20	0.73	3100	<1	0.06	2	820	88	2.96	3	1	124	<20
L560949		<1	0.25	10	0.42	1570	<1	0.06	2	820	41	3.23	2	1	100	<20
L560950		<1	0.23	10	0.47	1925	<1	0.06	1	790	37	3.05	<2	1	116	<20
L560951		<1	0.01	<10	1.85	35	<1	0.03	1	50	<2	0.09	<2	<1	5460	30
L560952		2	0.34	10	1.32	745	1240	0.10	231	1190	7640	4.21	73	7	201	<20
L560953		<1	0.20	20	0.40	1790	1	0.07	2	780	29	3.17	<2	1	1130	<20
L560954		<1	0.19	10	0.54	1865	1	0.09	5	880	11	2.96	4	3	1610	<20
L560955		<1	0.18	10	0.50	1215	1	0.10	4	850	19	3.23	2	2	4640	20
L560956		<1	0.19	10	0.44	1375	1	0.09	4	870	20	3.56	<2	2	2630	<20
L560957		<1	0.21	10	0.41	1275	<1	0.08	2	820	14	2.92	3	2	216	<20
L560958		<1	0.18	10	0.38	1275	<1	0.09	2	820	11	2.26	6	2	217	<20
L560959		<1	0.17	10	0.31	1085	<1	0.07	3	820	19	2.81	<2	2	153	<20
L560960		<1	0.18	10	0.61	2080	<1	0.07	3	790	21	2.81	2	2	223	<20
L560961		<1	0.20	10	0.39	1665	2	0.08	5	850	22	3.52	2	2	224	<20
L560962		<1	0.18	10	0.50	1660	<1	0.08	3	820	18	2.84	2	2	189	<20
L560963		<1	0.17	10	0.42	1880	<1	0.08	3	800	18	3.22	<2	2	263	<20
L560964		<1	0.20	10	0.37	1305	<1	0.07	3	800	23	3.37	<2	2	208	<20
L560965		1	0.19	10	0.36	1145	<1	0.07	3	820	23	3.49	2	2	755	<20
L560966		<1	0.17	10	0.44	967	<1	0.09	4	880	9	2.90	3	3	432	<20
L560967		<1	0.19	10	0.44	1170	1	0.08	4	920	7	2.73	7	3	1540	<20
L560968		<1	0.20	10	0.63	1155	<1	0.08	6	910	25	3.36	4	3	1450	<20

ALS Canada Ltd.
2103 Dollarton Hwy
North Vancouver BC V7H 0A7
Phone: 604 984 0221 Fax: 604 984 0218 www.alsglobal.com

To: **EQUITY EXPLORATION CONSULTANTS LTD.**
SUITE 200, 900 WEST HASTINGS STREET
VANCOUVER BC V6C 1E5

Finalized Date: 16-OCT-2011
Account: EIABRX

Project: BRX11-01

CERTIFICATE OF ANALYSIS WH11172369

Sample Description	Method / Analyte / Units / LOR	ME-ICP41 Ti % 0.01	ME-ICP41 Tl ppm 10	ME-ICP41 U ppm 10	ME-ICP41 V ppm 1	ME-ICP41 W ppm 10	ME-ICP41 Zn ppm 2	Au-AA25 Au ppm 0.01	Au-GRA21 Au ppm 0.05	Cu-AA46 Cu % 0.001	Zn-AA46 Zn % 0.001
L560929		<0.01	<10	<10	1	<10	<2	<0.01			
L560930		0.08	<10	<10	86	<10	2570	0.36			
L560931		<0.01	<10	<10	11	<10	57	<0.01			
L560932		<0.01	<10	<10	9	<10	30	<0.01			
L560933		<0.01	<10	<10	8	<10	39	<0.01			
L560934		<0.01	<10	<10	7	<10	39	<0.01			
L560935		<0.01	<10	<10	23	<10	45	0.01			
L560936		<0.01	<10	<10	25	<10	40	<0.01			
L560937		<0.01	<10	<10	25	<10	46	<0.01			
L560938		<0.01	<10	<10	15	<10	49	<0.01			
L560939		<0.01	<10	<10	11	<10	179	0.01			
L560940		<0.01	<10	<10	16	<10	60	0.01			
L560941		<0.01	<10	<10	25	<10	41	0.01			
L560942		<0.01	<10	<10	20	<10	46	<0.01			
L560943		<0.01	<10	<10	8	<10	85	<0.01			
L560944		<0.01	<10	<10	9	<10	27	<0.01			
L560945		<0.01	<10	<10	12	<10	115	<0.01			
L560946		<0.01	<10	<10	13	<10	4900	<0.01			
L560947		<0.01	<10	<10	7	<10	2360	0.01			
L560948		<0.01	<10	<10	8	<10	157	<0.01			
L560949		<0.01	<10	<10	7	<10	35	0.01			
L560950		<0.01	<10	<10	7	<10	29	<0.01			
L560951		<0.01	<10	10	1	<10	<2	<0.01			
L560952		0.10	<10	<10	74	<10	8360	1.41		2.52	
L560953		<0.01	<10	<10	7	<10	19	<0.01			
L560954		<0.01	<10	<10	17	<10	31	<0.01			
L560955		<0.01	<10	<10	16	<10	30	<0.01			
L560956		<0.01	<10	<10	14	<10	26	<0.01			
L560957		<0.01	<10	<10	10	<10	20	<0.01			
L560958		<0.01	<10	<10	11	<10	28	<0.01			
L560959		<0.01	<10	<10	8	<10	29	<0.01			
L560960		<0.01	<10	<10	12	<10	42	<0.01			
L560961		<0.01	<10	<10	11	<10	33	<0.01			
L560962		<0.01	<10	<10	10	<10	29	0.01			
L560963		<0.01	<10	<10	10	<10	23	<0.01			
L560964		<0.01	<10	<10	11	<10	21	0.01			
L560965		<0.01	<10	<10	11	<10	19	<0.01			
L560966		<0.01	<10	<10	13	<10	22	<0.01			
L560967		<0.01	<10	<10	14	<10	23	<0.01			
L560968		<0.01	<10	<10	16	<10	34	<0.01			

ALS Canada Ltd.

2103 Dollarton Hwy
North Vancouver BC V7H 0A7
Phone: 604 984 0221 Fax: 604 984 0218 www.alsglobal.com

To: **EQUITY EXPLORATION CONSULTANTS LTD.**
SUITE 200, 900 WEST HASTINGS STREET
VANCOUVER BC V6C 1E5

Finalized Date: 16-OCT-2011
Account: EIABRX

Project: BRX11-01

CERTIFICATE OF ANALYSIS WH11172369

Sample Description	Method	WEI-21	ME-ICP41	ME-ICP41	ME-ICP41	ME-ICP41	ME-ICP41	ME-ICP41	ME-ICP41	ME-ICP41	ME-ICP41	ME-ICP41	ME-ICP41	ME-ICP41	ME-ICP41	ME-ICP41
	Analyte	Recvd Wt.	Ag	Al	As	B	Ba	Be	Bi	Ca	Cd	Co	Cr	Cu	Fe	Ga
	Units	kg	ppm	%	ppm	ppm	ppm	ppm	ppm	%	ppm	ppm	ppm	ppm	%	ppm
	LOR	0.02	0.2	0.01	2	10	10	0.5	2	0.01	0.5	1	1	1	0.01	10
L560969		2.37	<0.2	0.95	45	<10	50	0.5	<2	3.41	<0.5	9	2	36	2.95	<10
L560970		2.03	0.2	1.08	46	<10	80	0.5	<2	3.80	<0.5	8	2	30	2.85	<10
L560971		2.76	0.2	1.25	53	<10	50	0.5	<2	3.88	<0.5	7	2	15	2.86	<10
L560972		0.56	0.2	0.06	<2	<10	10	<0.5	<2	>25.0	<0.5	<1	<1	2	0.06	<10
L560973		0.06	39.8	0.81	143	<10	10	<0.5	52	0.55	221	168	43	>10000	17.8	20
L560974		2.79	<0.2	1.26	42	<10	60	0.5	<2	4.17	<0.5	7	2	79	2.60	<10
L560975		1.94	<0.2	1.23	26	<10	50	0.5	<2	4.20	<0.5	9	4	15	2.81	<10
L560976		2.75	<0.2	1.30	42	<10	50	0.6	<2	4.05	<0.5	8	3	18	2.76	<10
L560977		2.38	0.2	0.98	21	<10	40	0.5	<2	3.67	<0.5	7	2	13	2.68	<10
L560978		2.84	0.2	0.85	42	<10	40	<0.5	<2	3.61	<0.5	7	2	40	2.88	<10
L560979		2.60	<0.2	0.86	53	<10	40	<0.5	<2	4.50	<0.5	7	2	9	2.77	<10
L560980		2.93	0.2	0.82	33	<10	50	<0.5	<2	5.46	<0.5	7	1	24	2.59	<10
L560981		2.87	0.3	0.85	55	<10	30	<0.5	<2	3.94	<0.5	8	1	23	3.01	<10
L560982		4.61	0.3	2.72	25	<10	340	0.5	<2	4.95	<0.5	18	9	44	4.08	10
L560983		2.93	2.9	0.72	74	<10	50	0.6	6	2.46	3.7	8	1	47	3.29	<10
L560984		2.56	2.3	0.68	79	<10	30	0.5	5	3.06	3.1	8	1	25	3.28	<10
L560985		4.53	0.9	0.69	113	<10	40	0.5	2	4.39	<0.5	8	1	20	2.86	<10
L560986		3.95	0.5	0.68	89	<10	30	<0.5	<2	3.92	<0.5	8	1	12	2.88	<10

ALS Canada Ltd.

2103 Dollarton Hwy
North Vancouver BC V7H 0A7
Phone: 604 984 0221 Fax: 604 984 0218 www.alsglobal.com

To: **EQUITY EXPLORATION CONSULTANTS LTD.**
SUITE 200, 900 WEST HASTINGS STREET
VANCOUVER BC V6C 1E5

Finalized Date: 16-OCT-2011
Account: EIABRX

Project: BRX11-01

CERTIFICATE OF ANALYSIS WH11172369

Sample Description	Method	ME-ICP41	ME-ICP41	ME-ICP41	ME-ICP41	ME-ICP41	ME-ICP41	ME-ICP41	ME-ICP41	ME-ICP41	ME-ICP41	ME-ICP41	ME-ICP41	ME-ICP41	ME-ICP41	ME-ICP41
	Analyte	Hg	K	La	Mg	Mn	Mo	Na	Ni	P	Pb	S	Sb	Sc	Sr	Th
	Units	ppm	%	ppm	%	ppm	ppm	%	ppm	ppm	ppm	%	ppm	ppm	ppm	ppm
	LOR	1	0.01	10	0.01	5	1	0.01	1	10	2	0.01	2	1	1	20
L560969		<1	0.19	10	0.84	1265	<1	0.08	4	900	15	3.24	4	4	1040	<20
L560970		<1	0.18	20	0.88	1180	1	0.07	8	880	20	2.86	2	4	558	<20
L560971		<1	0.20	20	0.87	1105	1	0.07	7	860	16	2.75	<2	3	1050	<20
L560972		<1	0.01	<10	2.03	30	<1	0.02	1	60	<2	0.12	<2	<1	4980	20
L560973		14	0.16	10	0.53	685	32	0.04	38	220	6060	>10.0	23	1	24	<20
L560974		<1	0.19	20	0.88	1030	1	0.07	3	830	13	2.44	<2	4	787	<20
L560975		<1	0.20	10	0.81	874	1	0.07	4	930	12	2.98	<2	4	1040	<20
L560976		<1	0.20	20	0.84	891	1	0.08	4	880	12	2.74	2	4	1660	<20
L560977		<1	0.17	10	0.59	855	1	0.06	3	820	14	2.90	<2	3	783	<20
L560978		<1	0.19	10	0.47	827	1	0.07	3	820	18	3.29	8	3	1660	<20
L560979		<1	0.19	10	0.40	978	1	0.08	3	830	16	3.18	<2	2	2340	<20
L560980		<1	0.18	10	0.39	1335	1	0.07	2	800	19	3.07	5	2	3160	<20
L560981		<1	0.21	20	0.46	1120	1	0.08	6	880	39	3.37	2	2	667	<20
L560982		<1	0.20	10	1.91	1525	2	0.07	12	1790	13	0.51	<2	6	324	<20
L560983		<1	0.24	20	0.53	2360	1	0.09	3	840	285	3.59	<2	2	134	<20
L560984		<1	0.26	20	0.65	3010	1	0.09	3	870	239	3.81	5	2	762	<20
L560985		<1	0.20	20	0.45	2960	1	0.10	4	860	61	3.40	3	2	1670	<20
L560986		<1	0.20	10	0.39	2220	1	0.12	3	850	34	3.37	<2	2	1360	<20

ALS Canada Ltd.
2103 Dollarton Hwy
North Vancouver BC V7H 0A7
Phone: 604 984 0221 Fax: 604 984 0218 www.alsglobal.com

To: **EQUITY EXPLORATION CONSULTANTS LTD.**
SUITE 200, 900 WEST HASTINGS STREET
VANCOUVER BC V6C 1E5

Finalized Date: 16-OCT-2011
Account: EIABRX

Project: BRX11-01

CERTIFICATE OF ANALYSIS WH11172369

Sample Description	Method / Analyte / Units / LOR	ME-ICP41 Ti % 0.01	ME-ICP41 Tl ppm 10	ME-ICP41 U ppm 10	ME-ICP41 V ppm 1	ME-ICP41 W ppm 10	ME-ICP41 Zn ppm 2	Au-AA25 Au ppm 0.01	Au-GRA21 Au ppm 0.05	Cu-AA46 Cu % 0.001	Zn-AA46 Zn % 0.001
L560969		<0.01	<10	<10	19	<10	35	0.01			
L560970		<0.01	<10	<10	17	<10	43	<0.01			
L560971		<0.01	<10	<10	18	<10	42	<0.01			
L560972		<0.01	<10	<10	<1	<10	3	<0.01			
L560973		0.04	<10	<10	19	20	>10000	0.38		1.360	7.17
L560974		<0.01	<10	<10	18	<10	331	<0.01			
L560975		<0.01	<10	<10	21	<10	42	<0.01			
L560976		<0.01	<10	<10	26	<10	40	<0.01			
L560977		<0.01	<10	<10	18	<10	32	<0.01			
L560978		<0.01	<10	<10	14	<10	32	<0.01			
L560979		<0.01	<10	<10	12	<10	27	<0.01			
L560980		<0.01	<10	<10	10	<10	28	<0.01			
L560981		<0.01	<10	<10	11	<10	33	<0.01			
L560982		<0.01	<10	<10	55	<10	104	<0.01			
L560983		<0.01	<10	<10	11	<10	427	0.01			
L560984		<0.01	<10	<10	14	<10	470	0.01			
L560985		<0.01	<10	<10	12	<10	66	<0.01			
L560986		<0.01	<10	<10	11	<10	26	<0.01			

ALS Canada Ltd.

2103 Dollarton Hwy
North Vancouver BC V7H 0A7
Phone: 604 984 0221 Fax: 604 984 0218 www.alsglobal.com

To: **EQUITY EXPLORATION CONSULTANTS LTD.**
SUITE 200, 900 WEST HASTINGS STREET
VANCOUVER BC V6C 1E5

Finalized Date: 8-SEP-2011
Account: EIABRX

CERTIFICATE WH11148741

Project: BRX11-01

P.O. No.: BRX11-01_13

This report is for 128 Drill Core samples submitted to our lab in Whitehorse, YT, Canada on 1-AUG-2011.

The following have access to data associated with this certificate:

HENRY AWMACK EQUITY ENG EMAIL RYAN TOOLE	DARCY BAKER TOBY HUGHES	WANDA CARTER SORIN POSESCU

SAMPLE PREPARATION

ALS CODE	DESCRIPTION
WEI-21	Received Sample Weight
LOG-24	Pulp Login - Rcd w/o Barcode
LOG-22	Sample login - Rcd w/o BarCode
SPL-21d	Split sample - duplicate
LOG-22d	Sample login - Rcd w/o BarCode dup
PUL-31d	Pulverize Split - duplicate
CRU-QC	Crushing QC Test
SPL-22Y	Split Sample - Boyd Rotary Splitter
PUL-QC	Pulverizing QC Test
CRU-31	Fine crushing - 70% <2mm
PUL-31	Pulverize split to 85% <75 um

ANALYTICAL PROCEDURES

ALS CODE	DESCRIPTION	INSTRUMENT
Cu-AA46	Ore grade Cu - aqua regia/AA	AAS
ME-ICP41	35 Element Aqua Regia ICP-AES	ICP-AES
Au-AA25	Ore Grade Au 30g FA AA finish	AAS

To: **EQUITY EXPLORATION CONSULTANTS LTD.**
ATTN: WANDA CARTER
SUITE 200, 900 WEST HASTINGS STREET
VANCOUVER BC V6C 1E5

This is the Final Report and supersedes any preliminary report with this certificate number. Results apply to samples as submitted. All pages of this report have been checked and approved for release.

Signature:
Colin Ramshaw, Vancouver Laboratory Manager

ALS Canada Ltd.

2103 Dollarton Hwy
North Vancouver BC V7H 0A7
Phone: 604 984 0221 Fax: 604 984 0218 www.alsglobal.com

To: **EQUITY EXPLORATION CONSULTANTS LTD.**
SUITE 200, 900 WEST HASTINGS STREET
VANCOUVER BC V6C 1E5

Finalized Date: 8-SEP-2011
Account: EIABRX

Project: BRX11-01

CERTIFICATE OF ANALYSIS WH11148741

Sample Description	Method / Analyte / Units / LOR	WEI-21 Recvd Wt. kg 0.02	ME-ICP41 Ag ppm 0.2	ME-ICP41 Al % 0.01	ME-ICP41 As ppm 2	ME-ICP41 B ppm 10	ME-ICP41 Ba ppm 10	ME-ICP41 Be ppm 0.5	ME-ICP41 Bi ppm 2	ME-ICP41 Ca % 0.01	ME-ICP41 Cd ppm 0.5	ME-ICP41 Co ppm 1	ME-ICP41 Cr ppm 1	ME-ICP41 Cu ppm 1	ME-ICP41 Fe % 0.01	ME-ICP41 Ga ppm 10
L560681		3.21	<0.2	0.63	237	<10	110	0.6	<2	3.56	<0.5	6	2	13	2.83	<10
L560682		2.51	<0.2	1.01	201	<10	130	0.5	<2	4.41	<0.5	7	2	11	2.88	<10
L560683		2.81	<0.2	0.71	253	<10	130	0.6	<2	4.17	<0.5	6	2	12	2.66	<10
L560684		2.62	<0.2	0.58	203	<10	130	0.6	<2	3.54	<0.5	5	2	8	2.99	<10
L560685		2.78	<0.2	1.30	120	<10	130	0.6	<2	3.71	<0.5	7	3	17	2.77	<10
L560686		2.61	<0.2	1.16	180	<10	170	0.6	<2	4.30	<0.5	7	3	13	2.93	<10
L560687		2.56	0.6	0.98	302	<10	60	0.6	<2	4.49	7.1	7	2	20	3.20	<10
L560688		2.50	<0.2	1.05	147	<10	220	0.5	<2	3.69	<0.5	6	2	15	2.70	<10
L560689		2.64	<0.2	1.04	145	<10	150	0.6	<2	4.27	<0.5	7	2	12	2.91	<10
L560690		2.98	<0.2	0.81	123	<10	140	0.5	<2	4.73	<0.5	6	2	14	2.68	<10
L560691		<0.02	<0.2	0.92	138	<10	100	0.5	<2	5.06	<0.5	7	3	17	2.87	<10
L560692		0.83	<0.2	0.06	<2	<10	20	<0.5	<2	>25.0	<0.5	1	<1	<1	0.06	<10
L560693		0.09	84.6	1.70	491	10	30	<0.5	14	2.14	57.5	29	80	>10000	6.52	10
L560694		2.88	<0.2	1.25	104	<10	160	0.5	<2	3.64	<0.5	7	4	17	2.83	<10
L560695		2.59	<0.2	1.31	176	<10	160	0.5	<2	3.68	<0.5	7	3	23	2.89	<10
L560696		2.71	<0.2	0.91	210	<10	130	0.5	<2	4.29	<0.5	7	2	23	2.62	<10
L560697		2.91	0.4	0.64	182	<10	30	0.5	<2	3.94	<0.5	7	1	23	2.96	<10
L560698		2.38	0.4	0.61	263	<10	50	0.6	<2	3.21	<0.5	7	2	24	3.06	<10
L560699		2.72	0.6	0.60	246	<10	70	0.6	<2	2.67	1.2	6	1	8	2.84	<10
L560700		2.75	0.4	0.63	197	<10	50	0.5	<2	2.89	<0.5	7	2	19	2.86	<10
L560701		2.65	0.4	0.80	163	<10	90	0.5	<2	3.61	<0.5	8	2	10	2.86	<10
L560702		2.43	0.3	1.28	137	<10	100	0.5	<2	3.80	<0.5	7	2	13	2.96	<10
L560703		2.51	0.3	1.09	146	<10	100	0.5	<2	3.99	<0.5	7	2	22	2.90	<10
L560704		2.50	0.5	0.78	123	<10	70	0.5	<2	4.29	<0.5	7	2	17	2.96	<10
L560705		2.74	0.9	0.61	158	<10	100	0.6	<2	4.00	<0.5	8	1	18	2.71	<10
L560706		2.72	1.7	0.54	131	<10	110	0.6	<2	2.68	<0.5	7	1	19	2.58	<10
L560707		2.67	1.7	0.40	251	<10	60	0.6	<2	0.41	3.0	8	1	22	3.39	<10
L560708		2.35	3.0	0.56	249	<10	10	<0.5	6	1.49	3.2	7	3	33	3.35	<10
L560709		2.75	0.7	0.63	197	<10	60	0.7	<2	0.75	0.8	9	1	24	3.20	<10
L560710		3.11	0.5	0.62	129	<10	110	0.7	<2	2.95	<0.5	8	2	23	2.86	<10
L560711		2.67	0.3	1.27	136	<10	100	0.6	<2	3.52	<0.5	8	2	17	2.91	<10
L560712		2.67	0.3	0.79	157	<10	90	0.5	<2	4.02	<0.5	7	2	16	2.99	<10
L560713		0.74	0.9	0.06	3	<10	<10	<0.5	<2	>25.0	<0.5	1	<1	<1	0.05	<10
L560714		0.09	55.1	1.16	99	<10	30	<0.5	<2	0.52	21.5	15	31	4270	4.67	10
L560715		2.58	0.3	0.79	165	<10	80	0.5	<2	3.62	<0.5	7	2	60	2.81	<10
L560716		2.66	0.3	0.68	157	<10	60	0.5	<2	4.16	<0.5	7	1	16	2.88	<10
L560717		2.65	0.2	0.57	110	<10	20	<0.5	<2	3.35	<0.5	8	1	11	3.24	<10
L560718		2.65	2.0	0.60	184	<10	50	0.6	11	1.69	3.0	8	4	49	3.19	<10
L560719		2.86	2.4	0.59	114	<10	30	0.5	8	1.05	2.7	7	2	18	3.06	<10
L560720		2.67	1.9	0.63	166	<10	40	0.6	2	1.79	5.7	9	2	38	4.00	<10

ALS Canada Ltd.

2103 Dollarton Hwy
North Vancouver BC V7H 0A7
Phone: 604 984 0221 Fax: 604 984 0218 www.alsglobal.com

To: **EQUITY EXPLORATION CONSULTANTS LTD.**
SUITE 200, 900 WEST HASTINGS STREET
VANCOUVER BC V6C 1E5

Finalized Date: 8-SEP-2011
Account: EIABRX

Project: BRX11-01

CERTIFICATE OF ANALYSIS WH11148741

Sample Description	Method	ME-ICP41	ME-ICP41	ME-ICP41	ME-ICP41	ME-ICP41	ME-ICP41	ME-ICP41	ME-ICP41	ME-ICP41	ME-ICP41	ME-ICP41	ME-ICP41	ME-ICP41	ME-ICP41	ME-ICP41
	Analyte	Hg	K	La	Mg	Mn	Mo	Na	Ni	P	Pb	S	Sb	Sc	Sr	Th
	Units	ppm	%	ppm	%	ppm	ppm	%	ppm	ppm	ppm	%	ppm	ppm	ppm	ppm
	LOR	1	0.01	10	0.01	5	1	0.01	1	10	2	0.01	2	1	1	20
L560681		<1	0.22	20	0.93	2940	<1	0.09	1	800	24	2.44	2	2	164	<20
L560682		<1	0.25	10	0.53	1995	<1	0.11	1	840	14	2.24	<2	2	236	<20
L560683		<1	0.24	20	0.50	2120	<1	0.11	1	830	29	2.47	<2	2	230	<20
L560684		<1	0.24	10	0.85	1990	1	0.10	<1	760	35	2.53	<2	2	158	<20
L560685		<1	0.20	10	0.98	1595	<1	0.11	1	840	12	1.41	2	3	236	<20
L560686		<1	0.23	20	0.92	1910	<1	0.09	2	850	15	1.79	<2	3	227	<20
L560687		<1	0.24	10	1.03	2820	1	0.08	2	820	193	2.65	<2	2	248	<20
L560688		<1	0.22	10	0.86	1845	<1	0.09	1	780	21	1.63	3	3	247	<20
L560689		<1	0.24	10	0.76	1570	1	0.09	2	810	17	2.21	<2	3	266	<20
L560690		<1	0.21	10	0.63	1620	1	0.08	1	820	15	2.18	2	3	320	<20
L560691		<1	0.24	10	0.67	1710	1	0.08	1	820	15	2.32	<2	3	343	<20
L560692		<1	0.01	<10	1.68	35	1	0.01	<1	60	<2	0.10	<2	<1	5370	20
L560693		3	0.39	10	1.47	830	1360	0.10	246	1310	8460	4.51	72	7	223	<20
L560694		<1	0.23	10	0.89	1535	<1	0.10	4	830	14	2.08	4	4	284	<20
L560695		<1	0.24	10	0.94	1645	1	0.10	2	850	18	1.86	2	3	228	<20
L560696		<1	0.23	10	0.79	2080	1	0.09	2	830	15	1.95	<2	3	211	<20
L560697		<1	0.22	10	0.80	2530	1	0.08	7	850	36	2.94	6	2	202	<20
L560698		<1	0.25	20	1.18	2640	<1	0.09	3	840	38	2.95	7	2	147	<20
L560699		<1	0.25	20	0.85	2200	1	0.09	2	850	95	2.84	2	2	124	<20
L560700		<1	0.25	20	1.07	2350	1	0.08	3	840	36	2.77	5	2	123	<20
L560701		<1	0.24	10	0.68	2030	<1	0.08	6	840	39	2.80	2	2	168	<20
L560702		<1	0.23	10	0.87	1830	<1	0.10	3	860	21	2.40	2	3	209	<20
L560703		<1	0.24	10	0.76	2210	1	0.09	2	830	24	2.66	5	2	200	<20
L560704		<1	0.23	10	0.62	2600	1	0.08	1	830	23	2.87	5	2	223	<20
L560705		<1	0.25	10	0.76	3340	<1	0.08	2	870	21	2.54	4	2	189	<20
L560706		<1	0.24	10	0.68	3150	<1	0.08	2	920	49	2.39	6	2	138	<20
L560707		<1	0.16	10	0.04	218	1	0.07	3	930	304	3.59	6	1	67	<20
L560708		<1	0.19	10	0.15	599	3	0.10	3	730	376	3.57	10	1	233	<20
L560709		<1	0.25	20	0.16	574	1	0.10	4	960	143	3.32	7	1	77	<20
L560710		1	0.23	10	0.74	2950	<1	0.10	2	930	18	2.62	7	2	126	<20
L560711		<1	0.22	10	0.93	2550	<1	0.10	2	870	14	2.38	4	3	178	<20
L560712		<1	0.21	10	0.60	3040	<1	0.09	2	860	21	3.00	3	2	201	<20
L560713		<1	0.01	<10	2.09	40	<1	0.02	<1	60	<2	0.09	<2	<1	4880	20
L560714		<1	0.53	10	0.67	486	166	0.04	22	900	2160	2.47	64	7	38	<20
L560715		<1	0.21	10	0.65	2900	<1	0.09	3	860	19	2.81	6	2	167	<20
L560716		<1	0.22	10	0.64	3460	<1	0.09	1	860	20	2.99	5	2	215	<20
L560717		<1	0.23	10	1.00	4060	1	0.09	2	850	35	3.29	3	3	161	<20
L560718		<1	0.22	20	0.48	2230	<1	0.11	4	910	206	3.27	13	2	118	<20
L560719		<1	0.24	10	0.21	1220	1	0.07	3	870	287	3.18	3	1	128	<20
L560720		1	0.25	20	0.52	3590	1	0.09	4	950	361	4.23	11	2	96	<20

ALS Canada Ltd.
2103 Dollarton Hwy
North Vancouver BC V7H 0A7
Phone: 604 984 0221 Fax: 604 984 0218 www.alsglobal.com

To: **EQUITY EXPLORATION CONSULTANTS LTD.**
SUITE 200, 900 WEST HASTINGS STREET
VANCOUVER BC V6C 1E5

Finalized Date: 8-SEP-2011
Account: EIABRX

Project: BRX11-01

CERTIFICATE OF ANALYSIS WH11148741

Sample Description	Method / Analyte / Units / LOR	ME-ICP41 Ti % 0.01	ME-ICP41 Tl ppm 10	ME-ICP41 U ppm 10	ME-ICP41 V ppm 1	ME-ICP41 W ppm 10	ME-ICP41 Zn ppm 2	Au-AA25 Au ppm 0.01	Cu-AA46 Cu % 0.001
L560681		<0.01	<10	<10	12	<10	77	0.04	
L560682		<0.01	<10	<10	13	<10	73	<0.01	
L560683		<0.01	<10	<10	10	<10	51	0.01	
L560684		<0.01	<10	<10	7	<10	78	0.22	
L560685		<0.01	<10	<10	26	<10	105	<0.01	
L560686		<0.01	<10	<10	21	<10	102	<0.01	
L560687		<0.01	<10	<10	13	<10	582	0.04	
L560688		<0.01	<10	<10	16	<10	59	<0.01	
L560689		<0.01	<10	<10	18	<10	79	<0.01	
L560690		<0.01	<10	<10	15	<10	58	<0.01	
L560691		<0.01	<10	<10	16	<10	61	<0.01	
L560692		<0.01	<10	20	1	<10	<2	<0.01	
L560693		0.11	<10	<10	80	10	9670	1.40	2.58
L560694		<0.01	<10	<10	25	<10	54	<0.01	
L560695		<0.01	<10	<10	27	<10	52	0.01	
L560696		<0.01	<10	<10	16	<10	42	<0.01	
L560697		<0.01	<10	<10	10	<10	70	0.01	
L560698		<0.01	<10	<10	15	<10	50	0.01	
L560699		<0.01	<10	<10	15	<10	186	0.01	
L560700		<0.01	<10	<10	16	<10	43	<0.01	
L560701		<0.01	<10	<10	12	<10	81	<0.01	
L560702		<0.01	<10	<10	26	<10	66	<0.01	
L560703		<0.01	<10	<10	19	<10	63	<0.01	
L560704		<0.01	<10	<10	11	<10	41	<0.01	
L560705		<0.01	<10	<10	7	<10	65	<0.01	
L560706		<0.01	<10	<10	7	<10	99	<0.01	
L560707		<0.01	<10	<10	5	<10	397	0.18	
L560708		<0.01	<10	<10	7	<10	402	0.12	
L560709		<0.01	<10	<10	8	<10	126	0.03	
L560710		<0.01	<10	<10	12	<10	56	<0.01	
L560711		<0.01	<10	<10	24	<10	61	<0.01	
L560712		<0.01	<10	<10	12	<10	36	<0.01	
L560713		<0.01	<10	<10	1	<10	2	<0.01	
L560714		0.08	<10	<10	83	<10	2530	0.35	
L560715		<0.01	<10	<10	12	<10	61	<0.01	
L560716		<0.01	<10	<10	10	<10	45	<0.01	
L560717		<0.01	<10	<10	14	<10	35	<0.01	
L560718		<0.01	<10	<10	17	<10	383	<0.01	
L560719		<0.01	<10	<10	9	<10	353	<0.01	
L560720		<0.01	<10	<10	16	<10	735	0.02	

ALS Canada Ltd.

2103 Dollarton Hwy
North Vancouver BC V7H 0A7
Phone: 604 984 0221 Fax: 604 984 0218 www.alsglobal.com

To: **EQUITY EXPLORATION CONSULTANTS LTD.**
SUITE 200, 900 WEST HASTINGS STREET
VANCOUVER BC V6C 1E5

Finalized Date: 8-SEP-2011
Account: EIABRX

Project: BRX11-01

CERTIFICATE OF ANALYSIS WH11148741

Sample Description	Method	WEI-21	ME-ICP41	ME-ICP41	ME-ICP41	ME-ICP41	ME-ICP41	ME-ICP41	ME-ICP41	ME-ICP41	ME-ICP41	ME-ICP41	ME-ICP41	ME-ICP41	ME-ICP41	ME-ICP41
	Analyte	Recvd Wt.	Ag	Al	As	B	Ba	Be	Bi	Ca	Cd	Co	Cr	Cu	Fe	Ga
	Units	kg	ppm	%	ppm	ppm	ppm	ppm	ppm	%	ppm	ppm	ppm	ppm	%	ppm
	LOR	0.02	0.2	0.01	2	10	10	0.5	2	0.01	0.5	1	1	1	0.01	10
L560721		2.65	1.5	0.63	182	<10	30	0.6	<2	3.14	5.4	8	1	52	3.43	<10
L560722		2.86	0.5	0.72	211	<10	50	0.6	<2	1.70	2.9	10	1	32	3.37	<10
L560723		2.08	2.9	0.95	171	<10	70	0.6	6	1.12	5.1	9	2	63	3.46	<10
L560724		3.00	0.9	1.33	168	<10	80	0.5	<2	0.36	0.7	10	2	28	3.91	<10
L560725		2.73	3.7	0.62	236	<10	40	0.5	6	0.30	7.3	10	1	151	4.90	<10
L560726		2.85	3.3	0.64	206	<10	60	0.5	4	0.32	16.9	9	1	86	3.36	<10
L560727		2.68	1.9	0.59	155	<10	40	<0.5	4	0.28	2.3	9	2	49	3.73	<10
L560728		3.09	2.3	0.31	209	<10	10	<0.5	11	0.33	<0.5	9	4	73	3.87	<10
L560729		2.28	1.8	0.56	279	<10	10	<0.5	4	0.30	8.6	11	2	55	4.05	<10
L560730		2.28	1.1	0.92	169	<10	30	0.5	2	0.44	1.5	12	2	18	4.47	<10
L560731		2.36	2.2	0.79	102	<10	30	<0.5	3	1.34	7.9	7	1	20	3.69	<10
L560732		3.00	3.0	0.65	99	<10	10	<0.5	4	2.77	11.3	7	1	41	3.40	<10
L560733		1.23	0.4	0.64	130	<10	40	0.5	<2	3.05	<0.5	8	3	13	3.48	<10
L560734		1.29	0.4	0.64	132	<10	70	0.5	<2	2.91	<0.5	7	2	7	3.44	<10
L560735		0.80	0.9	0.06	3	<10	<10	<0.5	<2	>25.0	<0.5	1	<1	<1	0.05	<10
L560736		0.09	86.4	1.69	497	<10	10	<0.5	12	2.10	56.2	28	77	>10000	6.49	10
L560737		2.73	<0.2	0.53	82	<10	50	0.5	<2	3.39	<0.5	6	1	4	2.91	<10
L560738		2.23	0.5	0.93	170	<10	20	0.5	<2	4.17	<0.5	8	2	22	2.99	<10
L560739		2.62	0.2	0.95	165	<10	140	0.5	<2	4.16	<0.5	7	2	27	2.70	<10
L560740		3.87	0.3	0.73	187	<10	50	<0.5	<2	3.46	<0.5	7	1	10	2.89	<10
L560741		3.87	0.5	0.60	158	<10	40	<0.5	5	2.21	<0.5	8	1	14	3.26	<10
L560742		3.93	0.4	0.58	183	<10	30	<0.5	<2	3.41	<0.5	8	1	33	3.11	<10
L560743		3.83	0.6	0.56	151	<10	30	<0.5	3	3.04	<0.5	8	1	33	3.15	<10
L560744		4.24	0.4	0.57	111	<10	30	<0.5	2	1.51	<0.5	7	1	5	3.13	<10
L560745		3.88	0.6	0.62	160	<10	40	<0.5	2	1.91	0.8	7	2	20	3.17	<10
L560746		2.65	0.4	0.70	83	<10	30	<0.5	<2	2.71	<0.5	8	2	6	3.53	<10
L560747		2.70	1.0	1.11	109	<10	60	<0.5	3	1.16	0.6	10	3	33	3.24	<10
L560748		5.89	2.3	0.56	200	<10	30	<0.5	9	0.28	3.8	10	1	73	3.67	<10
L560749		2.77	0.5	0.32	179	<10	20	<0.5	4	0.16	1.1	9	2	8	3.92	<10
L560750		2.66	1.1	0.23	99	<10	<10	<0.5	10	0.10	<0.5	7	4	61	5.35	<10
L560751		2.59	1.1	0.23	101	<10	<10	<0.5	11	0.10	<0.5	7	3	62	5.37	<10
L560752		3.67	0.6	0.29	104	<10	30	<0.5	4	0.18	<0.5	10	3	14	4.63	<10
L560753		2.88	0.4	0.55	82	<10	50	<0.5	3	0.63	0.5	8	2	15	3.59	<10
L560754		4.43	0.7	0.83	118	<10	110	0.5	<2	3.22	<0.5	11	6	44	3.06	<10
L560755		4.47	0.5	1.30	73	<10	100	0.5	<2	3.64	<0.5	10	8	43	2.97	<10
L560756		0.71	1.1	0.05	<2	<10	<10	<0.5	<2	>25.0	<0.5	1	<1	<1	0.05	<10
L560757		0.09	52.7	1.10	101	<10	70	<0.5	<2	0.51	21.7	17	32	4420	4.74	10
L560758		2.56	1.0	0.68	141	<10	20	0.5	2	0.96	1.6	9	2	49	3.64	<10
L560759		2.57	1.0	0.72	156	<10	20	0.5	3	1.69	0.9	9	2	29	3.75	<10
L560760		1.98	1.7	0.66	81	<10	40	0.5	7	2.56	1.5	8	2	26	3.34	<10

ALS Canada Ltd.

2103 Dollarton Hwy
North Vancouver BC V7H 0A7
Phone: 604 984 0221 Fax: 604 984 0218 www.alsglobal.com

To: **EQUITY EXPLORATION CONSULTANTS LTD.**
SUITE 200, 900 WEST HASTINGS STREET
VANCOUVER BC V6C 1E5

Finalized Date: 8-SEP-2011
Account: EIABRX

Project: BRX11-01

CERTIFICATE OF ANALYSIS WH11148741

Sample Description	Method	ME-ICP41	ME-ICP41	ME-ICP41	ME-ICP41	ME-ICP41	ME-ICP41	ME-ICP41	ME-ICP41	ME-ICP41	ME-ICP41	ME-ICP41	ME-ICP41	ME-ICP41	ME-ICP41	ME-ICP41
	Analyte	Hg	K	La	Mg	Mn	Mo	Na	Ni	P	Pb	S	Sb	Sc	Sr	Th
	Units	ppm	%	ppm	%	ppm	ppm	%	ppm	ppm	ppm	%	ppm	ppm	ppm	ppm
	LOR	1	0.01	10	0.01	5	1	0.01	1	10	2	0.01	2	1	1	20
L560721		<1	0.23	10	0.78	8160	1	0.10	4	900	349	3.64	19	2	167	<20
L560722		<1	0.23	20	0.51	3850	1	0.13	5	1040	187	3.49	9	2	97	<20
L560723		1	0.27	20	0.45	7070	1	0.10	4	910	543	3.35	12	2	89	<20
L560724		<1	0.20	20	0.56	6800	1	0.12	4	990	796	3.23	5	2	73	<20
L560725		1	0.21	10	0.02	68	<1	0.12	5	810	432	5.72	24	1	79	<20
L560726		1	0.22	<10	0.02	54	1	0.12	5	930	549	3.63	25	1	84	<20
L560727		<1	0.23	<10	0.02	43	<1	0.09	5	860	66	3.89	14	1	67	<20
L560728		<1	0.09	<10	0.02	66	<1	0.04	5	950	27	3.97	15	1	269	<20
L560729		1	0.18	<10	0.01	42	<1	0.09	7	920	74	4.21	8	1	316	<20
L560730		<1	0.28	10	0.13	594	1	0.11	7	1070	534	4.47	2	2	109	<20
L560731		1	0.28	20	0.27	2370	4	0.08	4	850	526	3.74	2	2	126	<20
L560732		1	0.22	10	0.31	3860	5	0.08	4	780	553	3.56	7	2	262	<20
L560733		<1	0.25	10	0.48	4010	1	0.10	10	890	69	3.61	2	2	155	<20
L560734		<1	0.24	10	0.46	3830	<1	0.10	4	930	73	3.60	<2	2	147	<20
L560735		<1	0.01	<10	1.95	45	<1	0.02	<1	60	2	0.10	<2	<1	5420	20
L560736		3	0.37	10	1.47	817	1380	0.10	247	1320	8490	4.38	76	7	225	<20
L560737		<1	0.27	20	1.02	3390	1	0.07	1	680	29	3.07	<2	1	2560	<20
L560738		<1	0.24	10	0.59	3050	<1	0.12	5	880	21	3.10	5	2	1810	<20
L560739		<1	0.22	10	0.67	2800	<1	0.10	4	860	18	2.67	7	2	194	<20
L560740		<1	0.17	10	0.76	2960	<1	0.08	3	870	47	2.98	2	2	417	<20
L560741		<1	0.21	10	0.50	2330	<1	0.09	2	840	80	3.45	4	2	630	<20
L560742		<1	0.19	10	0.64	2970	1	0.11	3	920	87	3.42	9	2	467	<20
L560743		<1	0.20	20	0.79	2730	2	0.09	3	890	94	3.43	10	2	1370	<20
L560744		<1	0.23	10	0.56	1650	<1	0.08	2	800	33	3.34	2	1	928	<20
L560745		<1	0.23	20	0.68	2400	<1	0.10	2	910	154	3.34	5	2	1180	<20
L560746		<1	0.28	10	1.06	3560	<1	0.08	2	830	45	3.59	2	1	1520	<20
L560747		<1	0.30	20	0.57	2070	1	0.10	8	1000	262	3.07	6	2	423	<20
L560748		<1	0.22	10	0.02	42	<1	0.09	5	790	135	3.86	16	1	293	<20
L560749		<1	0.06	<10	0.01	37	<1	0.04	4	490	24	3.97	2	1	135	<20
L560750		<1	0.04	<10	<0.01	32	<1	0.03	4	260	27	5.98	2	<1	67	<20
L560751		<1	0.04	<10	<0.01	31	<1	0.03	4	270	26	6.01	2	<1	67	<20
L560752		<1	0.07	<10	0.01	27	1	0.05	6	600	24	4.75	2	1	62	<20
L560753		<1	0.18	<10	0.03	156	1	0.07	6	1200	30	3.76	2	1	99	<20
L560754		<1	0.24	20	0.85	1465	3	0.08	14	1210	118	2.74	6	3	159	<20
L560755		<1	0.19	20	1.14	1980	3	0.07	15	1160	42	1.93	4	4	181	<20
L560756		<1	0.01	<10	1.96	29	<1	0.02	<1	70	2	0.11	<2	<1	5490	20
L560757		<1	0.54	10	0.68	480	166	0.04	24	900	2210	2.50	67	7	36	<20
L560758		<1	0.27	10	0.11	862	1	0.07	5	970	211	3.82	3	2	453	<20
L560759		<1	0.28	10	0.52	2460	1	0.09	4	970	67	3.98	2	2	1845	<20
L560760		<1	0.28	10	0.75	3690	4	0.06	4	860	206	3.48	6	2	119	<20

ALS Canada Ltd.
2103 Dollarton Hwy
North Vancouver BC V7H 0A7
Phone: 604 984 0221 Fax: 604 984 0218 www.alsglobal.com

To: **EQUITY EXPLORATION CONSULTANTS LTD.**
SUITE 200, 900 WEST HASTINGS STREET
VANCOUVER BC V6C 1E5

Finalized Date: 8-SEP-2011
Account: EIABRX

Project: BRX11-01

CERTIFICATE OF ANALYSIS WH11148741

Sample Description	Method / Analyte / Units / LOR	ME-ICP41 Ti % 0.01	ME-ICP41 Tl ppm 10	ME-ICP41 U ppm 10	ME-ICP41 V ppm 1	ME-ICP41 W ppm 10	ME-ICP41 Zn ppm 2	Au-AA25 Au ppm 0.01	Cu-AA46 Cu % 0.001
L560721		<0.01	<10	<10	15	<10	762	0.10	
L560722		<0.01	<10	<10	15	<10	445	0.02	
L560723		<0.01	<10	<10	12	<10	671	<0.01	
L560724		<0.01	<10	<10	15	<10	260	<0.01	
L560725		<0.01	<10	<10	7	<10	1405	0.13	
L560726		<0.01	<10	<10	7	<10	2180	0.02	
L560727		<0.01	<10	<10	6	<10	293	0.04	
L560728		<0.01	<10	<10	4	<10	25	0.05	
L560729		<0.01	<10	<10	6	<10	1235	0.06	
L560730		<0.01	<10	<10	11	<10	379	<0.01	
L560731		<0.01	<10	<10	10	<10	1155	0.01	
L560732		<0.01	<10	<10	12	<10	1535	0.02	
L560733		<0.01	<10	<10	15	<10	51	<0.01	
L560734		<0.01	<10	<10	13	<10	46	<0.01	
L560735		<0.01	<10	<10	1	<10	2	<0.01	
L560736		0.10	<10	<10	76	20	9140	1.36	2.62
L560737		<0.01	<10	<10	7	<10	25	<0.01	
L560738		<0.01	<10	<10	14	<10	49	<0.01	
L560739		<0.01	<10	<10	13	<10	70	<0.01	
L560740		<0.01	<10	<10	12	<10	134	<0.01	
L560741		<0.01	<10	<10	7	<10	122	0.01	
L560742		<0.01	<10	<10	10	<10	178	<0.01	
L560743		<0.01	<10	<10	10	<10	118	<0.01	
L560744		<0.01	<10	<10	8	<10	24	<0.01	
L560745		<0.01	<10	<10	9	<10	188	<0.01	
L560746		<0.01	<10	<10	11	<10	53	<0.01	
L560747		<0.01	<10	<10	12	<10	165	<0.01	
L560748		<0.01	<10	<10	5	<10	464	<0.01	
L560749		<0.01	<10	<10	4	<10	143	<0.01	
L560750		<0.01	<10	<10	3	<10	55	0.02	
L560751		<0.01	<10	<10	2	<10	53	0.02	
L560752		<0.01	<10	<10	4	<10	11	0.01	
L560753		<0.01	<10	<10	5	<10	109	<0.01	
L560754		<0.01	<10	<10	13	<10	97	<0.01	
L560755		<0.01	<10	<10	19	<10	106	<0.01	
L560756		<0.01	<10	<10	1	<10	2	<0.01	
L560757		0.09	<10	<10	86	<10	2710	0.35	
L560758		<0.01	<10	<10	8	<10	324	<0.01	
L560759		<0.01	<10	<10	11	<10	206	<0.01	
L560760		<0.01	<10	<10	12	<10	299	<0.01	

ALS Canada Ltd.

2103 Dollarton Hwy
North Vancouver BC V7H 0A7
Phone: 604 984 0221 Fax: 604 984 0218 www.alsglobal.com

To: **EQUITY EXPLORATION CONSULTANTS LTD.**
SUITE 200, 900 WEST HASTINGS STREET
VANCOUVER BC V6C 1E5

Finalized Date: 8-SEP-2011
Account: EIABRX

Project: BRX11-01

CERTIFICATE OF ANALYSIS WH11148741

Sample Description	Method	WEI-21	ME-ICP41	ME-ICP41	ME-ICP41	ME-ICP41	ME-ICP41	ME-ICP41	ME-ICP41	ME-ICP41	ME-ICP41	ME-ICP41	ME-ICP41	ME-ICP41	ME-ICP41	ME-ICP41
	Analyte	Recvd Wt.	Ag	Al	As	B	Ba	Be	Bi	Ca	Cd	Co	Cr	Cu	Fe	Ga
	Units	kg	ppm	%	ppm	ppm	ppm	ppm	ppm	%	ppm	ppm	ppm	ppm	%	ppm
	LOR	0.02	0.2	0.01	2	10	10	0.5	2	0.01	0.5	1	1	1	0.01	10
L560761		2.88	1.0	0.76	104	<10	40	0.5	2	2.45	2.3	8	2	51	3.29	<10
L560762		2.59	1.7	0.76	112	<10	20	0.5	2	2.62	5.8	8	2	79	3.54	<10
L560763		2.60	0.4	0.73	82	<10	20	<0.5	<2	3.32	<0.5	8	2	11	3.26	<10
L560764		3.80	0.7	0.84	108	<10	20	<0.5	<2	3.71	0.8	8	1	15	3.31	<10
L560765		2.62	0.7	0.74	115	<10	80	0.5	16	2.96	0.8	9	2	27	3.36	<10
L560766		2.65	1.0	0.86	108	<10	50	0.5	5	2.56	1.7	8	2	38	3.29	<10
L560767		2.70	1.9	0.75	127	<10	50	<0.5	2	2.10	12.2	8	2	51	3.46	<10
L560768		2.56	2.2	0.91	76	<10	70	<0.5	12	2.19	4.8	8	2	18	3.26	<10
L560769		2.38	0.6	0.76	118	<10	70	<0.5	7	2.87	<0.5	8	1	16	3.16	<10
L560770		2.72	0.7	1.23	144	<10	30	0.5	5	2.80	0.8	9	2	24	3.53	<10
L560771		1.70	0.4	1.09	170	<10	20	<0.5	3	3.28	1.4	8	2	19	3.21	<10
L560772		2.62	0.5	1.55	217	<10	50	0.6	4	3.18	<0.5	8	2	26	2.98	<10
L560773		2.09	0.4	1.64	131	<10	80	0.6	2	1.68	<0.5	7	2	12	3.21	<10
L560774		3.16	<0.2	2.69	9	<10	250	0.9	3	2.44	<0.5	23	68	32	6.18	10
L560775		6.92	4.8	1.24	114	<10	90	0.6	11	0.95	5.7	9	2	63	3.61	<10
L560776		4.20	<0.2	2.45	16	<10	330	1.2	3	2.55	<0.5	22	65	31	6.10	20
L560777		<0.02	<0.2	2.51	21	<10	350	1.2	<2	2.64	<0.5	24	71	32	6.30	20
L560778		0.87	0.2	0.05	2	<10	<10	<0.5	2	>25.0	<0.5	1	1	2	0.06	10
L560779		0.09	80.6	1.65	480	10	20	<0.5	<2	2.09	57.1	28	78	>10000	6.29	10
L560780		6.52	<0.2	2.26	16	<10	190	1.1	<2	2.66	<0.5	23	56	33	6.13	10
L560781		6.61	<0.2	2.49	15	<10	120	1.0	<2	2.66	<0.5	23	55	36	6.26	20
L560782		6.54	<0.2	3.37	21	<10	960	0.7	3	4.74	<0.5	21	97	36	5.28	20
L560783		2.48	<0.2	3.64	61	<10	1170	0.6	2	4.56	<0.5	21	84	37	5.25	20
L560784		2.60	1.1	0.96	151	<10	80	0.6	4	0.82	2.5	9	2	19	3.39	<10
L560785		2.57	1.4	0.85	109	<10	100	0.5	4	2.21	3.5	7	2	14	3.30	<10
L560786		2.56	2.1	0.92	163	<10	100	0.6	6	1.09	6.8	9	1	63	3.20	<10
L560787		2.72	0.8	1.06	144	<10	110	0.5	5	2.82	1.5	7	1	24	2.76	<10
L560788		2.52	0.7	1.07	101	<10	130	0.5	5	3.07	0.9	6	2	20	2.77	<10
L560789		2.40	1.8	0.86	137	<10	20	0.5	6	1.32	14.7	8	1	39	3.30	<10
L560790		2.90	2.7	0.78	144	<10	50	0.5	7	0.50	39.8	9	1	45	3.44	<10
L560791		5.88	<0.2	3.03	10	<10	510	0.8	3	4.20	<0.5	17	119	29	4.63	10
L560792		4.39	2.7	0.75	76	<10	30	0.6	7	1.01	6.0	9	2	58	3.65	<10
L560793		7.00	<0.2	3.34	19	<10	1000	0.8	2	5.02	<0.5	17	105	30	4.71	10
L560794		2.40	0.4	0.68	63	<10	90	0.6	2	3.50	3.1	8	2	26	2.64	<10
L560795		4.76	0.2	0.94	42	<10	100	<0.5	2	3.66	<0.5	9	6	49	2.82	<10
L560796		4.17	<0.2	1.01	17	<10	140	<0.5	3	3.09	<0.5	7	5	32	2.17	<10
L560797		2.54	1.8	1.02	71	<10	130	0.6	7	2.09	5.9	8	2	42	2.79	<10
L560798		2.64	2.3	0.87	87	<10	70	0.5	9	1.50	11.0	9	1	20	3.33	<10
L560799		0.69	<0.2	0.05	<2	<10	<10	<0.5	<2	>25.0	<0.5	1	<1	<1	0.04	<10
L560800		0.08	52.5	1.19	98	<10	50	<0.5	2	0.56	22.2	16	33	4410	4.65	10

ALS Canada Ltd.

2103 Dollarton Hwy
North Vancouver BC V7H 0A7
Phone: 604 984 0221 Fax: 604 984 0218 www.alsglobal.com

To: **EQUITY EXPLORATION CONSULTANTS LTD.**
SUITE 200, 900 WEST HASTINGS STREET
VANCOUVER BC V6C 1E5

Finalized Date: 8-SEP-2011
Account: EIABRX

Project: BRX11-01

CERTIFICATE OF ANALYSIS WH11148741

Sample Description	Method	ME-ICP41	ME-ICP41	ME-ICP41	ME-ICP41	ME-ICP41	ME-ICP41	ME-ICP41	ME-ICP41	ME-ICP41	ME-ICP41	ME-ICP41	ME-ICP41	ME-ICP41	ME-ICP41	ME-ICP41
	Analyte	Hg	K	La	Mg	Mn	Mo	Na	Ni	P	Pb	S	Sb	Sc	Sr	Th
	Units	ppm	%	ppm	%	ppm	ppm	%	ppm	ppm	ppm	%	ppm	ppm	ppm	ppm
	LOR	1	0.01	10	0.01	5	1	0.01	1	10	2	0.01	2	1	1	20
L560761		<1	0.30	20	0.78	3220	3	0.09	3	910	208	3.38	14	2	194	<20
L560762		<1	0.29	20	0.79	3240	2	0.09	3	930	422	3.72	22	2	295	<20
L560763		<1	0.28	20	0.53	2380	<1	0.09	4	910	49	3.51	2	2	287	<20
L560764		<1	0.31	20	0.85	3090	<1	0.09	3	910	69	3.63	5	2	2650	<20
L560765		<1	0.28	10	0.89	2580	<1	0.10	3	890	102	3.51	5	2	128	<20
L560766		<1	0.31	20	0.93	3000	<1	0.10	4	900	146	3.43	9	3	114	<20
L560767		1	0.28	10	0.75	2870	<1	0.10	4	930	551	3.81	12	2	90	<20
L560768		<1	0.34	10	0.81	3000	<1	0.09	3	820	399	3.47	5	2	92	<20
L560769		<1	0.25	10	0.55	3300	1	0.07	8	870	79	3.42	4	2	126	<20
L560770		<1	0.40	20	0.87	2980	<1	0.12	4	900	161	3.71	7	2	134	<20
L560771		<1	0.33	20	0.97	4000	<1	0.09	3	880	163	3.48	7	2	213	<20
L560772		<1	0.39	20	0.92	5050	<1	0.11	2	910	101	3.04	10	2	174	<20
L560773		<1	0.30	20	0.83	3180	<1	0.14	3	940	53	2.84	2	2	160	<20
L560774		<1	0.10	30	2.92	1960	<1	0.23	50	3860	9	0.55	4	9	262	<20
L560775		<1	0.34	20	0.34	1385	1	0.12	3	950	393	3.27	3	2	195	<20
L560776		<1	0.08	40	2.37	1155	<1	0.14	42	3800	13	0.50	3	7	250	<20
L560777		1	0.08	40	2.45	1205	1	0.13	47	3860	15	0.53	3	7	263	<20
L560778		<1	0.01	10	2.07	35	<1	0.01	<1	60	3	0.08	<2	<1	4940	20
L560779		1	0.37	10	1.49	788	1310	0.10	249	1310	8310	4.37	76	7	205	<20
L560780		1	0.09	30	2.50	966	1	0.16	47	3890	13	0.45	4	8	221	<20
L560781		<1	0.07	30	3.01	1310	1	0.17	48	3760	16	0.40	3	9	169	<20
L560782		<1	0.16	40	2.92	1520	<1	0.09	59	2630	12	0.17	<2	8	542	<20
L560783		<1	0.06	30	3.21	1960	1	0.06	65	2510	14	0.30	<2	8	437	<20
L560784		<1	0.30	10	0.21	685	<1	0.08	4	930	432	3.44	2	1	103	<20
L560785		<1	0.28	20	0.30	2530	<1	0.07	2	810	760	3.43	<2	1	165	<20
L560786		<1	0.26	20	0.14	741	<1	0.09	4	940	334	3.39	8	1	113	<20
L560787		<1	0.20	20	0.41	2800	<1	0.10	1	880	220	2.79	<2	2	197	<20
L560788		<1	0.21	20	0.85	4170	<1	0.12	1	820	177	2.60	2	2	210	<20
L560789		<1	0.21	10	0.27	1100	<1	0.11	3	850	331	3.55	4	2	160	<20
L560790		2	0.27	10	0.10	257	<1	0.10	4	830	805	3.79	5	1	140	<20
L560791		<1	0.17	30	2.33	1585	1	0.20	39	2160	10	0.13	2	12	341	<20
L560792		<1	0.29	10	0.17	1125	<1	0.08	4	900	390	3.79	3	1	135	<20
L560793		<1	0.22	30	2.46	1725	1	0.11	39	2300	9	0.18	2	10	419	<20
L560794		<1	0.26	20	0.67	2050	3	0.07	8	930	163	2.32	<2	2	173	<20
L560795		<1	0.21	20	1.19	2080	2	0.06	12	1130	21	1.50	<2	3	97	<20
L560796		<1	0.22	20	1.03	2520	2	0.06	9	890	23	0.96	<2	2	101	<20
L560797		1	0.29	20	0.72	2450	<1	0.07	3	940	454	2.65	2	1	82	<20
L560798		1	0.34	10	0.41	2330	<1	0.09	4	920	719	3.57	<2	1	89	<20
L560799		<1	0.01	10	1.92	37	<1	<0.01	<1	50	<2	0.07	<2	<1	4680	20
L560800		<1	0.57	10	0.72	483	161	0.04	23	910	2230	2.49	71	7	38	<20

ALS Canada Ltd.

2103 Dollarton Hwy
North Vancouver BC V7H 0A7
Phone: 604 984 0221 Fax: 604 984 0218 www.alsglobal.com

To: **EQUITY EXPLORATION CONSULTANTS LTD.**
SUITE 200, 900 WEST HASTINGS STREET
VANCOUVER BC V6C 1E5

Finalized Date: 8-SEP-2011
Account: EIABRX

Project: BRX11-01

CERTIFICATE OF ANALYSIS WH11148741

Sample Description	Method / Analyte / Units / LOR	ME-ICP41 Ti % 0.01	ME-ICP41 Tl ppm 10	ME-ICP41 U ppm 10	ME-ICP41 V ppm 1	ME-ICP41 W ppm 10	ME-ICP41 Zn ppm 2	Au-AA25 Au ppm 0.01	Cu-AA46 Cu % 0.001
L560761		<0.01	<10	<10	15	<10	363	<0.01	
L560762		<0.01	<10	<10	15	<10	810	0.01	
L560763		<0.01	<10	<10	10	<10	60	<0.01	
L560764		<0.01	<10	<10	13	<10	157	<0.01	
L560765		<0.01	<10	<10	16	<10	134	<0.01	
L560766		<0.01	<10	<10	20	<10	268	<0.01	
L560767		<0.01	<10	<10	18	<10	1405	<0.01	
L560768		<0.01	<10	<10	13	<10	699	<0.01	
L560769		<0.01	<10	<10	11	<10	65	<0.01	
L560770		<0.01	<10	<10	17	<10	203	<0.01	
L560771		<0.01	<10	<10	16	<10	274	<0.01	
L560772		<0.01	<10	<10	21	<10	90	0.01	
L560773		<0.01	<10	<10	23	<10	71	<0.01	
L560774		0.63	<10	<10	157	<10	108	<0.01	
L560775		0.01	<10	<10	18	<10	727	0.01	
L560776		0.72	<10	<10	159	<10	105	<0.01	
L560777		0.74	<10	<10	162	<10	109	<0.01	
L560778		<0.01	<10	<10	1	<10	7	<0.01	
L560779		0.11	<10	<10	77	10	9270	1.38	2.58
L560780		0.72	<10	<10	157	<10	111	<0.01	
L560781		0.72	<10	<10	159	<10	119	<0.01	
L560782		0.04	<10	<10	125	<10	112	<0.01	
L560783		0.01	<10	<10	135	<10	144	<0.01	
L560784		<0.01	<10	<10	10	<10	354	<0.01	
L560785		<0.01	<10	<10	9	<10	523	0.01	
L560786		<0.01	<10	<10	10	<10	866	0.02	
L560787		<0.01	<10	<10	13	<10	219	0.01	
L560788		<0.01	<10	<10	12	<10	148	<0.01	
L560789		<0.01	<10	<10	10	<10	1590	0.02	
L560790		<0.01	<10	<10	7	<10	4130	0.05	
L560791		0.03	<10	<10	101	<10	136	<0.01	
L560792		<0.01	<10	<10	8	<10	681	0.02	
L560793		0.02	<10	<10	94	<10	131	<0.01	
L560794		<0.01	<10	<10	8	<10	390	0.02	
L560795		<0.01	<10	<10	15	<10	120	0.02	
L560796		<0.01	<10	<10	14	<10	148	0.02	
L560797		<0.01	<10	<10	11	<10	690	0.01	
L560798		<0.01	<10	<10	10	<10	1520	0.01	
L560799		<0.01	<10	<10	1	<10	4	<0.01	
L560800		0.09	<10	<10	89	<10	2690	0.33	

ALS Canada Ltd.

2103 Dollarton Hwy
North Vancouver BC V7H 0A7
Phone: 604 984 0221 Fax: 604 984 0218 www.alsglobal.com

To: **EQUITY EXPLORATION CONSULTANTS LTD.**
SUITE 200, 900 WEST HASTINGS STREET
VANCOUVER BC V6C 1E5

Finalized Date: 8-SEP-2011
Account: EIABRX

Project: BRX11-01

CERTIFICATE OF ANALYSIS WH11148741

Sample Description	Method	WEI-21	ME-ICP41	ME-ICP41	ME-ICP41	ME-ICP41	ME-ICP41	ME-ICP41	ME-ICP41	ME-ICP41	ME-ICP41	ME-ICP41	ME-ICP41	ME-ICP41	ME-ICP41	ME-ICP41
	Analyte	Recvd Wt.	Ag	Al	As	B	Ba	Be	Bi	Ca	Cd	Co	Cr	Cu	Fe	Ga
	Units	kg	ppm	%	ppm	ppm	ppm	ppm	ppm	%	ppm	ppm	ppm	ppm	%	ppm
	LOR	0.02	0.2	0.01	2	10	10	0.5	2	0.01	0.5	1	1	1	0.01	10
L560801		2.58	2.1	0.86	105	<10	80	0.5	8	1.89	5.1	10	1	100	3.12	<10
L560802		2.46	3.6	0.67	107	<10	90	0.5	19	1.35	15.6	9	2	53	2.94	<10
L560803		2.70	3.1	0.78	190	<10	50	0.5	9	1.43	11.0	8	2	64	4.61	<10
L560804		2.45	2.7	0.65	124	<10	100	0.5	13	0.51	22.4	7	1	103	3.54	<10
L560805		2.46	5.1	0.50	105	<10	50	<0.5	15	0.25	19.8	7	2	67	4.12	<10
L560806		2.15	3.9	0.61	108	<10	30	<0.5	8	0.26	6.6	8	1	195	5.26	<10
L560807		2.17	9.5	0.49	203	<10	30	<0.5	15	0.24	1.8	6	1	832	6.73	<10
L560808		2.42	4.1	0.54	114	<10	30	<0.5	9	0.25	1.7	6	1	105	4.43	<10

ALS Canada Ltd.

2103 Dollarton Hwy
North Vancouver BC V7H 0A7
Phone: 604 984 0221 Fax: 604 984 0218 www.alsglobal.com

To: **EQUITY EXPLORATION CONSULTANTS LTD.**
SUITE 200, 900 WEST HASTINGS STREET
VANCOUVER BC V6C 1E5

Finalized Date: 8-SEP-2011
Account: EIABRX

Project: BRX11-01

CERTIFICATE OF ANALYSIS WH11148741

Sample Description	Method	ME-ICP41	ME-ICP41	ME-ICP41	ME-ICP41	ME-ICP41	ME-ICP41	ME-ICP41	ME-ICP41	ME-ICP41	ME-ICP41	ME-ICP41	ME-ICP41	ME-ICP41	ME-ICP41	ME-ICP41
	Analyte	Hg	K	La	Mg	Mn	Mo	Na	Ni	P	Pb	S	Sb	Sc	Sr	Th
	Units	ppm	%	ppm	%	ppm	ppm	%	ppm	ppm	ppm	%	ppm	ppm	ppm	ppm
	LOR	1	0.01	10	0.01	5	1	0.01	1	10	2	0.01	2	1	1	20
L560801		1	0.36	10	0.71	4630	<1	0.09	4	930	602	3.34	23	2	74	<20
L560802		1	0.28	10	0.41	2950	<1	0.08	3	870	1220	3.24	9	2	70	<20
L560803		<1	0.37	10	0.53	3950	<1	0.07	<1	710	708	5.13	22	1	73	<20
L560804		2	0.26	10	0.11	770	<1	0.08	1	860	1095	3.87	22	1	70	<20
L560805		2	0.17	<10	0.02	48	<1	0.08	5	730	1970	4.74	13	1	59	<20
L560806		2	0.23	<10	0.04	49	1	0.08	1	750	383	6.36	33	1	76	<20
L560807		2	0.19	<10	0.02	43	<1	0.06	2	790	286	8.09	102	1	61	<20
L560808		1	0.27	10	0.03	43	<1	0.05	1	870	236	5.06	26	1	114	<20

ALS Canada Ltd.

2103 Dollarton Hwy
North Vancouver BC V7H 0A7
Phone: 604 984 0221 Fax: 604 984 0218 www.alsglobal.com

To: **EQUITY EXPLORATION CONSULTANTS LTD.**
SUITE 200, 900 WEST HASTINGS STREET
VANCOUVER BC V6C 1E5

Finalized Date: 8-SEP-2011
Account: EIABRX

Project: BRX11-01

CERTIFICATE OF ANALYSIS WH11148741

Sample Description	Method Analyte Units LOR	ME-ICP41 Ti % 0.01	ME-ICP41 Tl ppm 10	ME-ICP41 U ppm 10	ME-ICP41 V ppm 1	ME-ICP41 W ppm 10	ME-ICP41 Zn ppm 2	Au-AA25 Au ppm 0.01	Cu-AA46 Cu % 0.001
L560801		<0.01	<10	<10	19	<10	848	0.01	
L560802		<0.01	<10	<10	14	<10	2150	0.03	
L560803		<0.01	<10	10	9	<10	1420	0.05	
L560804		<0.01	<10	<10	6	<10	2700	0.05	
L560805		<0.01	<10	<10	4	<10	2460	0.04	
L560806		<0.01	<10	<10	5	<10	770	0.04	
L560807		<0.01	<10	<10	3	<10	206	0.15	
L560808		<0.01	<10	<10	4	<10	179	0.04	

ALS Canada Ltd.

2103 Dollarton Hwy
North Vancouver BC V7H 0A7
Phone: 604 984 0221 Fax: 604 984 0218 www.alsglobal.com

To: **EQUITY EXPLORATION CONSULTANTS LTD.**
SUITE 200, 900 WEST HASTINGS STREET
VANCOUVER BC V6C 1E5

Finalized Date: 27-AUG-2011
Account: EIABRX

CERTIFICATE WH11144453

Project: BRX11-01

P.O. No.: BRX11-01_11

This report is for 106 Drill Core samples submitted to our lab in Whitehorse, YT, Canada on 25-JUL-2011.

The following have access to data associated with this certificate:

HENRY AWMACK EQUITY ENG EMAIL RYAN TOOLE	DARCY BAKER TOBY HUGHES	WANDA CARTER SORIN POSESCU

SAMPLE PREPARATION

ALS CODE	DESCRIPTION
WEI-21	Received Sample Weight
LOG-24	Pulp Login - Rcd w/o Barcode
LOG-22	Sample login - Rcd w/o BarCode
CRU-QC	Crushing QC Test
PUL-QC	Pulverizing QC Test
CRU-31	Fine crushing - 70% <2mm
SPL-21	Split sample - riffle splitter
PUL-31	Pulverize split to 85% <75 um

ANALYTICAL PROCEDURES

ALS CODE	DESCRIPTION	INSTRUMENT
Cu-AA46	Ore grade Cu - aqua regia/AA	AAS
ME-ICP41	35 Element Aqua Regia ICP-AES	ICP-AES
Au-AA25	Ore Grade Au 30g FA AA finish	AAS

To: **EQUITY EXPLORATION CONSULTANTS LTD.**
ATTN: WANDA CARTER
SUITE 200, 900 WEST HASTINGS STREET
VANCOUVER BC V6C 1E5

This is the Final Report and supersedes any preliminary report with this certificate number. Results apply to samples as submitted. All pages of this report have been checked and approved for release.

Signature:
Colin Ramshaw, Vancouver Laboratory Manager

ALS Canada Ltd.

2103 Dollarton Hwy
North Vancouver BC V7H 0A7
Phone: 604 984 0221 Fax: 604 984 0218 www.alsglobal.com

To: **EQUITY EXPLORATION CONSULTANTS LTD.**
SUITE 200, 900 WEST HASTINGS STREET
VANCOUVER BC V6C 1E5

Finalized Date: 27-AUG-2011
Account: EIABRX

Project: BRX11-01

CERTIFICATE OF ANALYSIS WH11144453

Sample Description	Method / Analyte / Units / LOR	WEI-21 Recvd Wt. kg .02	ME-ICP41 Ag ppm 0.2	ME-ICP41 Al % 0.01	ME-ICP41 As ppm 2	ME-ICP41 B ppm 10	ME-ICP41 Ba ppm 10	ME-ICP41 Be ppm 0.5	ME-ICP41 Bi ppm 2	ME-ICP41 Ca % 0.01	ME-ICP41 Cd ppm 0.5	ME-ICP41 Co ppm 1	ME-ICP41 Cr ppm 1	ME-ICP41 Cu ppm 1	ME-ICP41 Fe % 0.01	ME-ICP41 Ga ppm 10
L560469		7.08	0.5	0.97	151	<10	150	0.5	2	2.36	0.8	6	1	14	2.69	<10
L560470		6.54	0.2	0.96	74	<10	130	0.5	2	2.24	<0.5	5	1	5	2.32	<10
L560471		5.87	<0.2	0.96	56	<10	170	<0.5	2	3.04	<0.5	5	3	7	2.64	<10
L560472		5.99	<0.2	1.00	64	<10	160	<0.5	2	3.30	<0.5	6	1	5	2.38	<10
L560473		5.45	0.3	1.17	28	<10	130	<0.5	<2	3.15	<0.5	6	1	5	2.32	<10
L560474		5.45	0.6	1.01	35	<10	80	<0.5	<2	3.20	<0.5	6	2	6	2.38	<10
L560475		3.27	0.6	0.67	45	<10	80	<0.5	3	3.13	<0.5	5	1	4	2.38	<10
L560476		Not Recvd														
L560477		0.72	0.6	0.06	2	<10	10	<0.5	<2	>25.0	<0.5	<1	1	<1	0.05	<10
L560478		0.07	80.1	1.56	454	<10	30	<0.5	3	1.92	52.4	27	72	>10000	5.80	10
L560479		4.61	0.3	0.61	62	<10	110	0.5	3	2.94	<0.5	5	1	35	2.70	<10
L560480		1.64	47.5	0.46	480	<10	40	<0.5	37	1.17	23.9	6	<1	1450	5.91	<10
L560481		4.05	0.5	0.50	54	<10	100	<0.5	3	2.99	<0.5	6	1	9	2.73	<10
L560482		5.20	0.3	0.51	59	<10	140	<0.5	2	4.03	0.6	6	1	10	2.51	<10
L560483		4.92	<0.2	0.52	88	<10	90	0.5	<2	3.20	<0.5	6	1	3	2.66	<10
L560484		5.52	0.2	0.47	93	<10	70	0.5	2	3.47	<0.5	5	<1	4	2.53	<10
L560485		4.46	<0.2	0.75	56	<10	50	<0.5	<2	4.42	<0.5	5	1	5	2.64	<10
L560486		5.35	<0.2	0.73	44	<10	110	<0.5	3	3.86	<0.5	5	1	5	2.38	<10
L560487		5.74	<0.2	0.76	43	<10	100	<0.5	<2	3.74	<0.5	7	1	5	2.57	<10
L560488		4.88	<0.2	0.85	41	<10	130	<0.5	<2	4.69	<0.5	6	1	8	2.43	<10
L560489		4.98	<0.2	0.86	61	<10	140	<0.5	2	4.23	<0.5	5	1	5	2.41	<10
L560490		5.24	<0.2	0.79	113	<10	120	0.5	<2	3.65	<0.5	5	1	4	2.64	<10
L560491		5.47	0.3	0.83	57	<10	80	<0.5	<2	3.94	<0.5	5	1	2	2.42	<10
L560492		5.35	<0.2	1.09	63	<10	120	<0.5	2	3.63	<0.5	6	2	9	2.53	<10
L560493		5.61	<0.2	1.56	46	<10	180	<0.5	<2	3.58	<0.5	8	2	24	2.83	<10
L560494		5.47	<0.2	1.24	42	<10	180	<0.5	2	3.37	<0.5	7	2	14	2.83	<10
L560495		5.45	<0.2	1.39	27	<10	190	<0.5	2	3.28	<0.5	8	3	16	2.75	<10
L560496		5.24	<0.2	1.31	27	<10	220	<0.5	<2	3.36	<0.5	7	2	18	2.64	<10
L560497		7.00	<0.2	1.39	30	<10	150	<0.5	3	3.13	<0.5	7	3	30	2.78	<10
L560498		0.80	0.5	0.06	5	<10	10	<0.5	<2	>25.0	<0.5	<1	<1	<1	0.04	<10
L560499		0.09	51.6	1.10	95	<10	60	<0.5	4	0.54	20.7	16	31	4220	4.39	10
L560500		6.67	0.2	1.29	30	<10	160	<0.5	<2	3.06	<0.5	7	2	28	2.80	<10
L560501		6.23	<0.2	1.25	42	<10	140	<0.5	<2	3.04	<0.5	7	2	17	2.81	<10
L560502		6.82	<0.2	1.36	35	<10	60	<0.5	<2	3.19	<0.5	7	2	19	2.82	<10
L560503		6.84	<0.2	1.11	91	<10	170	<0.5	3	3.58	<0.5	8	2	18	2.81	<10
L560504		6.12	<0.2	0.72	177	<10	70	<0.5	<2	3.76	<0.5	8	1	15	2.98	<10
L560505		9.45	<0.2	1.02	119	<10	140	<0.5	<2	3.58	<0.5	8	1	18	2.99	<10
L560506		4.05	<0.2	1.54	31	<10	190	<0.5	2	3.62	<0.5	7	2	27	2.81	<10
L560507		6.91	<0.2	1.20	58	<10	100	<0.5	<2	3.67	<0.5	8	2	47	2.82	<10
L560508		6.96	<0.2	1.39	22	<10	170	<0.5	<2	3.61	<0.5	8	2	18	2.79	<10

ALS Canada Ltd.

2103 Dollarton Hwy
North Vancouver BC V7H 0A7
Phone: 604 984 0221 Fax: 604 984 0218 www.alsglobal.com

To: **EQUITY EXPLORATION CONSULTANTS LTD.**
SUITE 200, 900 WEST HASTINGS STREET
VANCOUVER BC V6C 1E5

Finalized Date: 27-AUG-2011
Account: EIABRX

Project: BRX11-01

CERTIFICATE OF ANALYSIS WH11144453

Sample Description	Method / Analyte / Units / LOR	ME-ICP41 Hg ppm 1	ME-ICP41 K % 0.01	ME-ICP41 La ppm 10	ME-ICP41 Mg % 0.01	ME-ICP41 Mn ppm 5	ME-ICP41 Mo ppm 1	ME-ICP41 Na % 0.01	ME-ICP41 Ni ppm 1	ME-ICP41 P ppm 10	ME-ICP41 Pb ppm 2	ME-ICP41 S % 0.01	ME-ICP41 Sb ppm 2	ME-ICP41 Sc ppm 1	ME-ICP41 Sr ppm 1	ME-ICP41 Th ppm 20
L560469		1	0.31	10	0.79	3510	2	0.07	8	760	93	2.15	5	2	127	<20
L560470		<1	0.24	10	0.65	2180	1	0.07	5	780	43	1.90	6	2	153	<20
L560471		1	0.25	10	0.61	1580	1	0.08	3	760	34	2.20	3	2	378	<20
L560472		<1	0.26	10	0.61	1190	1	0.08	4	740	25	2.12	3	2	672	<20
L560473		<1	0.27	10	0.58	799	1	0.10	2	750	16	1.85	4	3	2050	<20
L560474		<1	0.25	10	0.51	996	1	0.09	4	750	15	2.46	4	2	5110	<20
L560475		1	0.22	10	0.33	1080	2	0.08	3	740	17	2.78	2	2	4900	<20
L560476																
L560477		<1	0.01	<10	1.68	28	<1	0.03	2	60	<2	0.14	3	<1	5130	20
L560478		3	0.34	10	1.35	723	1200	0.10	225	1180	7510	4.13	69	6	214	<20
L560479		<1	0.23	10	0.94	2240	3	0.08	4	770	41	2.73	2	2	215	<20
L560480		2	0.20	10	0.28	1200	2	0.07	4	670	1780	7.21	487	1	104	<20
L560481		<1	0.21	10	0.63	2340	1	0.07	4	740	62	2.95	6	1	145	<20
L560482		1	0.22	10	0.35	1810	1	0.07	2	760	51	2.80	7	1	214	<20
L560483		1	0.23	10	0.49	1590	2	0.07	3	780	28	2.93	2	1	196	<20
L560484		1	0.20	10	0.80	3010	1	0.07	4	730	45	2.82	<2	1	181	<20
L560485		<1	0.20	10	0.73	2220	1	0.07	4	690	22	2.76	2	2	290	<20
L560486		<1	0.19	10	0.48	1090	1	0.07	3	720	9	2.40	3	2	215	<20
L560487		<1	0.19	10	0.55	1150	1	0.07	3	780	9	2.58	3	2	202	<20
L560488		1	0.20	10	0.79	1950	1	0.07	3	730	9	2.26	3	2	272	<20
L560489		1	0.23	10	0.71	2450	3	0.06	4	740	11	2.44	3	2	217	<20
L560490		1	0.22	20	1.02	3070	1	0.06	3	760	19	2.52	2	2	873	<20
L560491		<1	0.21	10	0.64	1940	1	0.06	3	710	9	2.34	<2	2	2450	<20
L560492		1	0.20	10	0.76	1300	2	0.07	4	770	8	1.94	<2	3	1350	<20
L560493		1	0.21	10	1.21	1430	<1	0.07	7	860	8	1.49	5	3	1360	<20
L560494		1	0.20	10	1.03	1190	<1	0.07	4	820	9	2.14	3	3	607	<20
L560495		1	0.20	20	1.05	953	<1	0.07	5	860	7	1.33	<2	3	377	<20
L560496		<1	0.20	20	1.01	1030	<1	0.07	5	830	6	1.42	<2	3	454	<20
L560497		<1	0.22	10	1.05	1270	<1	0.07	5	840	10	1.67	3	3	228	<20
L560498		1	0.01	<10	1.93	22	<1	0.03	4	70	<2	0.10	<2	<1	5120	20
L560499		<1	0.52	10	0.66	454	163	0.05	24	840	2040	2.40	66	7	42	<20
L560500		1	0.21	10	1.08	1040	1	0.07	6	860	12	2.13	6	3	276	<20
L560501		1	0.21	10	1.01	816	1	0.08	7	850	10	2.47	2	2	327	<20
L560502		<1	0.20	10	1.15	1050	1	0.08	6	860	9	2.51	3	3	2240	<20
L560503		<1	0.22	10	0.96	1550	<1	0.08	7	840	11	2.35	2	2	446	<20
L560504		1	0.25	10	0.51	1540	<1	0.08	6	850	13	3.08	6	2	292	<20
L560505		1	0.22	10	0.86	1500	<1	0.08	5	890	9	2.52	3	2	254	<20
L560506		<1	0.22	10	0.99	1160	<1	0.07	6	860	9	1.40	2	3	352	<20
L560507		<1	0.19	10	0.89	1050	1	0.06	4	850	21	2.33	2	3	684	<20
L560508		<1	0.19	10	1.01	838	<1	0.07	5	840	8	1.90	2	4	572	<20

ALS Canada Ltd.

2103 Dollarton Hwy
North Vancouver BC V7H 0A7
Phone: 604 984 0221 Fax: 604 984 0218 www.alsglobal.com

To: **EQUITY EXPLORATION CONSULTANTS LTD.**
SUITE 200, 900 WEST HASTINGS STREET
VANCOUVER BC V6C 1E5

Finalized Date: 27-AUG-2011
Account: EIABRX

Project: BRX11-01

CERTIFICATE OF ANALYSIS WH11144453

Sample Description	Method / Analyte / Units / LOR	ME-ICP41 Ti % 0.01	ME-ICP41 Tl ppm 10	ME-ICP41 U ppm 10	ME-ICP41 V ppm 1	ME-ICP41 W ppm 10	ME-ICP41 Zn ppm 2	Au-AA25 Au ppm 0.01	Cu-AA46 Cu % 0.001
L560469		<0.01	<10	<10	10	<10	179	0.06	
L560470		<0.01	<10	<10	9	<10	73	<0.01	
L560471		<0.01	<10	<10	10	<10	78	<0.01	
L560472		<0.01	<10	<10	12	<10	58	<0.01	
L560473		<0.01	<10	<10	14	<10	56	<0.01	
L560474		<0.01	<10	<10	14	<10	53	<0.01	
L560475		<0.01	<10	<10	7	<10	50	<0.01	
L560476									
L560477		<0.01	<10	<10	<1	<10	<2	<0.01	
L560478		0.10	<10	<10	72	<10	8450	1.41	2.41
L560479		<0.01	<10	<10	11	<10	86	<0.01	
L560480		<0.01	<10	<10	6	<10	3000	0.30	
L560481		<0.01	<10	<10	12	<10	74	<0.01	
L560482		<0.01	<10	<10	7	<10	133	<0.01	
L560483		<0.01	<10	<10	5	<10	47	<0.01	
L560484		<0.01	<10	<10	4	<10	122	0.03	
L560485		<0.01	<10	<10	7	<10	87	0.01	
L560486		<0.01	<10	<10	8	<10	29	<0.01	
L560487		<0.01	<10	<10	10	<10	29	<0.01	
L560488		<0.01	<10	<10	10	<10	41	<0.01	
L560489		<0.01	<10	<10	11	<10	46	<0.01	
L560490		<0.01	<10	<10	11	<10	45	<0.01	
L560491		<0.01	<10	<10	11	<10	51	<0.01	
L560492		<0.01	<10	<10	17	<10	48	<0.01	
L560493		<0.01	<10	<10	29	<10	62	<0.01	
L560494		<0.01	<10	<10	26	<10	40	<0.01	
L560495		<0.01	<10	<10	28	<10	42	<0.01	
L560496		<0.01	<10	<10	24	<10	49	<0.01	
L560497		<0.01	<10	<10	27	<10	65	<0.01	
L560498		<0.01	<10	<10	<1	<10	<2	<0.01	
L560499		0.08	<10	<10	84	<10	2520	0.33	
L560500		<0.01	<10	<10	28	<10	58	<0.01	
L560501		<0.01	<10	<10	25	<10	37	<0.01	
L560502		<0.01	<10	<10	27	<10	49	<0.01	
L560503		<0.01	<10	<10	20	<10	59	<0.01	
L560504		<0.01	<10	<10	10	<10	50	<0.01	
L560505		<0.01	<10	<10	17	<10	46	<0.01	
L560506		<0.01	<10	<10	26	<10	59	<0.01	
L560507		<0.01	<10	<10	21	<10	49	<0.01	
L560508		<0.01	<10	<10	26	<10	40	<0.01	

ALS Canada Ltd.

2103 Dollarton Hwy
North Vancouver BC V7H 0A7
Phone: 604 984 0221 Fax: 604 984 0218 www.alsglobal.com

To: **EQUITY EXPLORATION CONSULTANTS LTD.**
SUITE 200, 900 WEST HASTINGS STREET
VANCOUVER BC V6C 1E5

Finalized Date: 27-AUG-2011
Account: EIABRX

Project: BRX11-01

CERTIFICATE OF ANALYSIS WH11144453

Sample Description	Method / Analyte / Units / LOR	WEI-21 Recvd Wt. kg .02	ME-ICP41 Ag ppm 0.2	ME-ICP41 Al % 0.01	ME-ICP41 As ppm 2	ME-ICP41 B ppm 10	ME-ICP41 Ba ppm 10	ME-ICP41 Be ppm 0.5	ME-ICP41 Bi ppm 2	ME-ICP41 Ca % 0.01	ME-ICP41 Cd ppm 0.5	ME-ICP41 Co ppm 1	ME-ICP41 Cr ppm 1	ME-ICP41 Cu ppm 1	ME-ICP41 Fe % 0.01	ME-ICP41 Ga ppm 10
L560509		6.89	<0.2	1.20	38	<10	160	<0.5	<2	3.49	<0.5	7	2	19	2.61	<10
L560510		6.51	0.2	1.12	109	<10	80	<0.5	<2	3.95	<0.5	8	2	19	2.74	<10
L560511		6.69	<0.2	1.19	76	<10	160	<0.5	3	4.08	<0.5	7	1	14	2.47	<10
L560512		6.43	0.6	1.35	136	<10	100	0.5	<2	3.98	3.3	8	2	30	2.78	<10
L560513		6.75	5.2	0.89	213	<10	50	<0.5	6	2.93	4.2	8	1	204	3.00	<10
L560514		6.16	2.7	0.76	190	<10	30	0.5	4	3.75	18.7	8	1	45	3.21	<10
L560515		6.46	0.5	0.76	124	<10	110	0.5	<2	2.71	0.5	7	1	20	2.66	<10
L560516		6.33	3.1	0.58	193	<10	80	0.5	2	1.19	12.2	9	1	51	2.99	<10
L560517		6.45	1.2	0.63	137	<10	90	0.5	2	2.70	1.4	8	1	27	2.96	<10
L560518		2.94	0.3	0.93	112	<10	40	<0.5	2	4.44	<0.5	8	1	23	3.08	<10
L560519		3.42	0.3	0.89	112	<10	50	<0.5	<2	4.55	<0.5	8	1	22	3.04	<10
L560520		0.74	0.5	0.05	3	<10	10	<0.5	<2	>25.0	<0.5	<1	<1	<1	0.04	<10
L560521		0.08	84.1	1.58	479	<10	30	<0.5	3	1.96	53.5	28	74	>10000	5.93	10
L560522		6.59	<0.2	0.80	107	<10	80	<0.5	<2	4.66	<0.5	7	1	47	2.69	<10
L560523		6.69	<0.2	0.98	77	<10	110	<0.5	<2	4.59	<0.5	8	1	26	2.46	<10
L560524		6.43	<0.2	1.09	138	<10	110	<0.5	<2	4.54	<0.5	8	1	21	2.80	<10
L560525		2.96	0.6	1.09	186	<10	90	0.5	<2	2.76	<0.5	8	1	32	3.03	<10
L560526		2.81	2.7	0.78	228	<10	40	<0.5	3	1.23	29.3	8	1	53	3.17	<10
L560527		6.62	<0.2	2.37	12	<10	230	0.9	<2	2.24	<0.5	22	58	32	5.86	10
L560528		2.54	<0.2	2.24	8	<10	190	0.9	<2	1.92	<0.5	22	61	32	5.79	10
L560529		2.41	2.1	1.22	170	<10	80	0.5	<2	0.81	1.8	12	12	37	3.91	<10
L560530		2.35	6.7	0.58	286	<10	20	<0.5	7	0.30	26.3	9	1	100	4.03	<10
L560531		2.73	3.8	0.48	279	<10	20	<0.5	10	0.32	1.0	8	1	112	4.20	<10
L560532		2.68	6.7	0.55	306	<10	20	<0.5	13	0.39	8.9	10	1	100	3.94	<10
L560533		2.78	1.8	0.71	405	<10	80	<0.5	2	0.47	6.1	9	1	35	3.27	<10
L560534		2.35	3.2	0.68	316	<10	60	<0.5	3	0.35	8.4	8	1	48	3.61	<10
L560535		2.58	3.0	1.25	257	<10	60	<0.5	<2	0.47	23.0	7	1	69	3.07	<10
L560536		2.64	1.4	1.18	257	<10	110	0.5	<2	0.46	1.9	10	1	35	2.89	<10
L560537		2.84	0.9	0.54	240	<10	60	<0.5	4	0.32	2.4	10	1	22	3.54	<10
L560538		2.31	3.3	0.75	148	<10	70	<0.5	7	0.37	14.2	11	4	66	3.46	<10
L560539		7.69	<0.2	2.21	16	<10	90	0.8	<2	2.13	<0.5	23	58	32	5.79	10
L560540		3.54	4.7	1.38	195	<10	40	0.6	3	0.51	3.0	8	1	34	3.56	<10
L560541		0.76	0.7	0.06	<2	<10	10	<0.5	<2	>25.0	<0.5	<1	1	<1	0.07	<10
L560542		0.08	49.5	1.07	93	<10	60	<0.5	<2	0.49	21.1	16	31	4080	4.42	10
L560543		2.83	2.6	0.75	200	<10	50	<0.5	2	0.40	5.3	8	1	45	3.12	<10
L560544		2.38	1.1	0.59	199	<10	60	<0.5	2	0.38	1.3	9	1	21	3.57	<10
L560545		7.29	0.3	2.26	23	<10	290	1.4	<2	2.33	<0.5	23	48	31	5.93	10
L560546		3.37	1.6	2.04	207	<10	100	0.8	<2	1.03	2.8	9	1	32	3.21	10
L560547		3.10	0.3	1.98	17	<10	170	1.1	<2	1.90	1.4	22	36	35	5.79	10
L560548		2.63	11.1	0.58	210	<10	20	<0.5	2	0.30	19.6	9	1	480	3.91	<10

ALS Canada Ltd.

2103 Dollarton Hwy
North Vancouver BC V7H 0A7
Phone: 604 984 0221 Fax: 604 984 0218 www.alsglobal.com

To: **EQUITY EXPLORATION CONSULTANTS LTD.**
SUITE 200, 900 WEST HASTINGS STREET
VANCOUVER BC V6C 1E5

Finalized Date: 27-AUG-2011
Account: EIABRX

Project: BRX11-01

CERTIFICATE OF ANALYSIS WH11144453

Sample Description	Method	ME-ICP41	ME-ICP41	ME-ICP41	ME-ICP41	ME-ICP41	ME-ICP41	ME-ICP41	ME-ICP41	ME-ICP41	ME-ICP41	ME-ICP41	ME-ICP41	ME-ICP41	ME-ICP41	ME-ICP41
	Analyte	Hg	K	La	Mg	Mn	Mo	Na	Ni	P	Pb	S	Sb	Sc	Sr	Th
	Units	ppm	%	ppm	%	ppm	ppm	%	ppm	ppm	ppm	%	ppm	ppm	ppm	ppm
	LOR	1	0.01	10	0.01	5	1	0.01	1	10	2	0.01	2	1	1	20
L560509		<1	0.18	10	0.84	1020	<1	0.06	5	830	9	1.86	3	3	450	<20
L560510		1	0.21	10	0.78	1590	<1	0.07	6	820	28	2.42	3	2	367	<20
L560511		1	0.19	10	0.73	1770	<1	0.06	5	800	9	1.69	3	2	275	<20
L560512		1	0.19	10	0.82	2120	<1	0.07	5	850	136	1.69	3	2	648	<20
L560513		1	0.20	10	0.96	2840	<1	0.06	5	870	261	2.55	78	2	193	<20
L560514		1	0.20	10	0.80	3980	<1	0.05	4	780	970	3.16	16	2	164	<20
L560515		<1	0.19	10	0.86	4140	2	0.06	4	880	62	2.49	6	2	122	<20
L560516		1	0.22	10	0.30	1950	1	0.07	8	940	593	3.26	18	2	75	<20
L560517		1	0.21	10	0.91	4290	3	0.06	6	870	140	3.21	12	2	108	<20
L560518		1	0.22	10	0.84	2750	2	0.07	5	850	33	3.34	7	2	220	<20
L560519		1	0.21	10	0.83	2790	2	0.06	6	860	33	3.32	5	2	222	<20
L560520		<1	0.01	<10	2.18	30	<1	0.02	3	50	2	0.08	<2	<1	5260	20
L560521		3	0.35	10	1.38	740	1250	0.10	231	1220	7720	4.23	73	6	212	<20
L560522		<1	0.20	10	0.50	1600	3	0.07	6	820	26	2.83	4	2	224	<20
L560523		1	0.19	10	0.53	1650	1	0.07	7	840	12	2.29	5	2	238	<20
L560524		1	0.22	10	0.57	3100	<1	0.06	4	850	14	2.63	5	2	229	<20
L560525		<1	0.24	20	0.70	4560	1	0.07	5	860	20	2.95	5	2	111	<20
L560526		1	0.23	10	0.28	3630	2	0.06	6	790	362	3.35	7	1	92	<20
L560527		<1	0.08	30	2.71	1990	1	0.13	46	3570	9	0.24	9	7	156	<20
L560528		1	0.08	30	2.53	2580	1	0.14	50	3500	9	0.26	8	5	157	<20
L560529		1	0.30	20	0.63	999	1	0.07	13	1360	541	2.68	8	4	84	<20
L560530		1	0.25	20	0.03	313	1	0.06	6	920	862	4.56	9	1	75	<20
L560531		1	0.21	10	0.02	226	<1	0.05	6	1090	76	4.66	30	1	84	<20
L560532		<1	0.21	10	0.02	258	<1	0.06	5	1230	455	4.44	23	1	91	<20
L560533		1	0.23	10	0.12	3370	1	0.06	6	870	1175	3.51	5	1	69	<20
L560534		<1	0.22	10	0.13	2600	<1	0.05	5	810	1095	3.87	4	1	57	<20
L560535		1	0.23	20	0.46	6400	1	0.06	4	860	896	2.99	10	2	80	<20
L560536		<1	0.24	10	0.35	5240	1	0.07	5	1090	580	2.67	5	2	77	<20
L560537		1	0.22	20	0.02	180	2	0.05	7	890	96	3.81	5	1	62	<20
L560538		<1	0.27	20	0.12	672	4	0.06	10	1000	538	3.50	6	2	62	<20
L560539		<1	0.07	30	2.32	2090	1	0.15	45	3650	17	0.32	7	5	130	<20
L560540		<1	0.29	10	0.54	6180	1	0.07	6	880	231	3.31	5	2	76	<20
L560541		1	0.01	<10	2.11	44	<1	0.02	2	70	<2	0.11	<2	<1	5310	20
L560542		<1	0.49	10	0.66	458	166	0.05	26	850	2090	2.34	63	7	32	<20
L560543		<1	0.22	10	0.15	1275	<1	0.06	5	980	319	3.12	4	1	66	<20
L560544		<1	0.22	10	0.03	136	<1	0.06	5	900	78	3.74	<2	1	64	<20
L560545		1	0.06	30	2.32	1930	<1	0.12	41	3690	38	0.31	7	6	159	<20
L560546		<1	0.27	10	0.74	6530	<1	0.16	4	960	133	2.38	2	3	141	<20
L560547		<1	0.07	30	2.17	2330	<1	0.13	38	3550	60	0.36	7	6	121	<20
L560548		1	0.21	10	0.09	167	3	0.05	4	690	369	3.96	160	1	65	<20

ALS Canada Ltd.

2103 Dollarton Hwy
North Vancouver BC V7H 0A7
Phone: 604 984 0221 Fax: 604 984 0218 www.alsglobal.com

To: **EQUITY EXPLORATION CONSULTANTS LTD.**
SUITE 200, 900 WEST HASTINGS STREET
VANCOUVER BC V6C 1E5

Finalized Date: 27-AUG-2011
Account: EIABRX

Project: BRX11-01

CERTIFICATE OF ANALYSIS WH11144453

Sample Description	Method / Analyte / Units / LOR	ME-ICP41 Ti % 0.01	ME-ICP41 Tl ppm 10	ME-ICP41 U ppm 10	ME-ICP41 V ppm 1	ME-ICP41 W ppm 10	ME-ICP41 Zn ppm 2	Au-AA25 Au ppm 0.01	Cu-AA46 Cu % 0.001
L560509		<0.01	<10	<10	21	<10	39	<0.01	
L560510		<0.01	<10	<10	20	<10	101	<0.01	
L560511		<0.01	<10	<10	16	<10	64	0.01	
L560512		<0.01	<10	<10	21	<10	388	0.01	
L560513		<0.01	<10	<10	11	<10	549	0.03	
L560514		<0.01	<10	<10	10	<10	2230	0.04	
L560515		<0.01	<10	<10	15	<10	136	<0.01	
L560516		<0.01	<10	<10	12	<10	1470	0.06	
L560517		<0.01	<10	<10	12	<10	247	0.02	
L560518		<0.01	<10	<10	10	<10	65	<0.01	
L560519		<0.01	<10	<10	10	<10	65	<0.01	
L560520		<0.01	<10	<10	<1	<10	<2	0.01	
L560521		0.10	<10	<10	74	<10	8690	1.35	2.40
L560522		<0.01	<10	<10	9	<10	68	0.01	
L560523		<0.01	<10	<10	11	<10	57	0.01	
L560524		<0.01	<10	<10	13	<10	65	0.01	
L560525		<0.01	<10	<10	17	<10	136	<0.01	
L560526		<0.01	<10	<10	10	<10	2540	0.06	
L560527		0.61	<10	<10	143	<10	109	<0.01	
L560528		0.62	<10	<10	139	<10	105	<0.01	
L560529		0.11	<10	<10	41	<10	289	0.08	
L560530		<0.01	<10	<10	6	<10	3480	0.12	
L560531		<0.01	<10	<10	4	<10	87	0.13	
L560532		<0.01	<10	<10	5	<10	1085	0.11	
L560533		<0.01	<10	<10	8	<10	848	0.12	
L560534		<0.01	<10	<10	8	<10	1010	0.07	
L560535		<0.01	<10	<10	13	<10	2490	0.04	
L560536		<0.01	<10	<10	13	<10	342	0.02	
L560537		<0.01	<10	<10	5	<10	299	0.03	
L560538		0.01	<10	<10	15	<10	1690	0.07	
L560539		0.61	<10	<10	143	<10	115	<0.01	
L560540		0.01	<10	<10	17	<10	443	0.34	
L560541		<0.01	<10	<10	<1	<10	3	<0.01	
L560542		0.08	<10	<10	82	<10	2500	0.34	
L560543		<0.01	<10	<10	7	<10	707	0.02	
L560544		<0.01	<10	<10	7	<10	187	0.04	
L560545		0.62	<10	<10	144	<10	150	<0.01	
L560546		0.04	<10	<10	29	<10	447	0.14	
L560547		0.59	<10	<10	136	<10	279	<0.01	
L560548		<0.01	<10	<10	7	<10	2100	0.11	

ALS Canada Ltd.

2103 Dollarton Hwy
North Vancouver BC V7H 0A7
Phone: 604 984 0221 Fax: 604 984 0218 www.alsglobal.com

To: **EQUITY EXPLORATION CONSULTANTS LTD.**
SUITE 200, 900 WEST HASTINGS STREET
VANCOUVER BC V6C 1E5

Finalized Date: 27-AUG-2011
Account: EIABRX

Project: BRX11-01

CERTIFICATE OF ANALYSIS WH11144453

Sample Description	Method	WEI-21	ME-ICP41	ME-ICP41	ME-ICP41	ME-ICP41	ME-ICP41	ME-ICP41	ME-ICP41	ME-ICP41	ME-ICP41	ME-ICP41	ME-ICP41	ME-ICP41	ME-ICP41	ME-ICP41
	Analyte	Recvd Wt.	Ag	Al	As	B	Ba	Be	Bi	Ca	Cd	Co	Cr	Cu	Fe	Ga
	Units	kg	ppm	%	ppm	ppm	ppm	ppm	ppm	%	ppm	ppm	ppm	ppm	%	ppm
	LOR	.02	0.2	0.01	2	10	10	0.5	2	0.01	0.5	1	1	1	0.01	10
L560549		2.66	21.2	0.24	172	<10	50	<0.5	30	0.18	11.1	4	2	179	3.40	<10
L560550		2.57	5.2	0.16	196	<10	20	<0.5	12	0.11	<0.5	5	1	357	7.53	<10
L560551		2.70	5.4	0.17	162	<10	20	<0.5	14	0.10	0.9	5	2	356	7.72	<10
L560552		2.69	4.5	0.12	61	<10	20	<0.5	8	0.09	1.1	1	6	208	3.45	<10
L560553		2.87	3.2	0.29	71	<10	20	<0.5	5	0.17	3.2	5	4	51	4.44	<10
L560554		2.67	11.0	0.43	204	<10	20	<0.5	3	0.29	37.0	6	1	273	4.08	<10
L560555		3.10	5.9	0.52	232	<10	30	<0.5	2	0.32	32.5	6	1	81	3.28	<10
L560556		3.67	9.8	0.31	250	<10	40	<0.5	8	0.16	19.7	6	1	270	3.81	<10
L560557		2.47	4.8	0.18	248	<10	30	<0.5	6	0.09	1.7	6	1	481	4.64	<10
L560558		2.47	7.3	0.11	185	<10	10	<0.5	9	0.04	2.1	1	4	700	8.55	<10
L560559		2.70	5.2	0.16	123	<10	20	<0.5	9	0.07	1.7	2	3	471	6.46	<10
L560560		2.65	2.1	0.40	60	<10	50	<0.5	4	0.27	<0.5	2	2	111	3.48	<10
L560561		6.56	0.3	2.20	23	<10	290	1.2	<2	2.45	<0.5	24	49	32	6.21	10
L560562		Not Recvd														
L560563		0.75	5.5	0.05	<2	<10	10	<0.5	<2	>25.0	<0.5	1	1	19	0.07	<10
L560564		0.08	81.4	1.57	463	<10	30	<0.5	10	1.96	54.4	27	72	>10000	5.99	10
L560565		6.42	0.4	2.78	18	<10	580	0.8	<2	3.78	<0.5	24	81	61	5.79	10
L560566		2.58	1.3	2.71	49	<10	110	<0.5	<2	3.78	<0.5	20	78	72	5.69	20
L560567		2.47	1.0	2.36	56	<10	170	1.3	<2	2.39	<0.5	20	47	75	6.02	10
L560568		2.13	0.7	2.96	58	<10	240	1.1	<2	2.85	<0.5	22	62	39	5.29	10
L560569		2.22	1.5	2.76	52	<10	190	0.8	<2	3.47	<0.5	20	59	56	5.23	10
L560570		2.76	0.6	3.10	22	<10	470	0.9	<2	4.16	<0.5	24	83	31	5.90	10
L560571		1.82	13.0	0.55	182	<10	20	0.6	16	0.50	61.8	9	1	450	5.97	<10
L560572		6.13	0.7	2.75	11	<10	520	0.7	<2	5.01	<0.5	16	97	28	4.39	10
L560573		3.42	1.5	0.96	33	<10	180	<0.5	2	1.94	1.5	5	3	34	1.82	<10
L560574		3.37	1.9	1.09	109	<10	50	<0.5	6	2.06	4.2	8	1	65	3.31	<10

ALS Canada Ltd.

2103 Dollarton Hwy
North Vancouver BC V7H 0A7
Phone: 604 984 0221 Fax: 604 984 0218 www.alsglobal.com

To: **EQUITY EXPLORATION CONSULTANTS LTD.**
SUITE 200, 900 WEST HASTINGS STREET
VANCOUVER BC V6C 1E5

Finalized Date: 27-AUG-2011
Account: EIABRX

Project: BRX11-01

CERTIFICATE OF ANALYSIS WH11144453

Sample Description	Method	ME-ICP41	ME-ICP41	ME-ICP41	ME-ICP41	ME-ICP41	ME-ICP41	ME-ICP41	ME-ICP41	ME-ICP41	ME-ICP41	ME-ICP41	ME-ICP41	ME-ICP41	ME-ICP41	ME-ICP41
	Analyte	Hg	K	La	Mg	Mn	Mo	Na	Ni	P	Pb	S	Sb	Sc	Sr	Th
	Units	ppm	%	ppm	%	ppm	ppm	%	ppm	ppm	ppm	%	ppm	ppm	ppm	ppm
	LOR	1	0.01	10	0.01	5	1	0.01	1	10	2	0.01	2	1	1	20
L560549		1	0.06	<10	0.02	95	<1	0.03	2	440	1350	3.58	38	1	57	<20
L560550		<1	0.03	<10	0.01	40	<1	0.02	2	250	92	8.82	52	<1	41	<20
L560551		<1	0.04	<10	0.01	37	<1	0.03	3	190	88	9.08	38	<1	34	<20
L560552		<1	0.02	<10	<0.01	35	<1	0.02	1	200	53	3.46	35	<1	54	<20
L560553		<1	0.08	<10	0.03	109	<1	0.03	2	400	353	4.63	2	1	51	<20
L560554		1	0.16	<10	0.01	91	<1	0.05	2	670	1260	4.47	44	1	97	<20
L560555		1	0.19	<10	0.01	97	<1	0.06	1	740	1395	3.62	8	1	76	<20
L560556		<1	0.09	<10	<0.01	43	1	0.04	1	320	1365	4.03	64	1	50	<20
L560557		<1	0.03	<10	<0.01	32	<1	0.03	3	180	67	4.93	91	<1	36	<20
L560558		<1	0.02	<10	<0.01	30	<1	0.02	1	80	67	>10.0	94	<1	36	<20
L560559		<1	0.03	<10	<0.01	36	<1	0.03	1	120	57	7.32	58	<1	35	<20
L560560		<1	0.17	<10	0.02	35	<1	0.05	1	600	33	3.64	13	<1	70	<20
L560561		<1	0.06	30	2.71	1450	<1	0.17	42	3540	15	0.23	4	9	166	<20
L560562																
L560563		<1	0.01	<10	2.02	32	<1	0.02	<1	60	7	0.09	<2	<1	4920	20
L560564		2	0.34	10	1.37	739	1270	0.10	235	1200	7990	4.15	74	6	202	<20
L560565		1	0.04	30	2.98	1675	1	0.12	59	2930	15	0.19	<2	10	300	<20
L560566		<1	0.03	40	2.63	1225	<1	0.08	49	2680	20	0.97	<2	7	679	<20
L560567		1	0.13	30	2.74	1095	5	0.19	66	3250	38	1.61	8	10	269	<20
L560568		<1	0.15	30	3.00	1035	1	0.15	67	2210	29	0.94	2	9	236	<20
L560569		<1	0.12	30	2.94	1040	<1	0.15	48	2590	45	0.78	3	8	716	<20
L560570		<1	0.08	30	3.32	1395	<1	0.21	52	3520	16	0.16	<2	11	350	<20
L560571		1	0.18	10	0.09	69	<1	0.07	5	940	2250	7.13	22	1	266	<20
L560572		<1	0.20	30	1.82	953	<1	0.10	37	2060	19	0.13	<2	10	366	<20
L560573		<1	0.16	10	0.46	1490	<1	0.07	2	560	132	1.10	<2	1	524	<20
L560574		<1	0.19	10	0.77	1835	<1	0.07	3	860	407	3.57	11	1	112	<20

ALS Canada Ltd.

2103 Dollarton Hwy
North Vancouver BC V7H 0A7
Phone: 604 984 0221 Fax: 604 984 0218 www.alsglobal.com

To: **EQUITY EXPLORATION CONSULTANTS LTD.**
SUITE 200, 900 WEST HASTINGS STREET
VANCOUVER BC V6C 1E5

Finalized Date: 27-AUG-2011
Account: EIABRX

Project: BRX11-01

CERTIFICATE OF ANALYSIS WH11144453

Sample Description	Method / Analyte / Units / LOR	ME-ICP41 Ti % 0.01	ME-ICP41 Tl ppm 10	ME-ICP41 U ppm 10	ME-ICP41 V ppm 1	ME-ICP41 W ppm 10	ME-ICP41 Zn ppm 2	Au-AA25 Au ppm 0.01	Cu-AA46 Cu % 0.001
L560549		<0.01	10	<10	4	<10	1995	1.59	
L560550		<0.01	<10	<10	2	<10	76	0.28	
L560551		<0.01	<10	<10	2	<10	561	0.31	
L560552		<0.01	<10	<10	1	<10	140	0.19	
L560553		<0.01	<10	<10	4	<10	416	0.11	
L560554		<0.01	<10	<10	4	<10	3600	0.28	
L560555		<0.01	<10	<10	4	<10	3290	0.11	
L560556		<0.01	<10	<10	3	<10	1705	0.12	
L560557		<0.01	<10	<10	2	<10	360	0.19	
L560558		<0.01	<10	<10	1	<10	432	0.36	
L560559		<0.01	<10	<10	1	<10	367	0.32	
L560560		<0.01	<10	<10	3	<10	43	0.08	
L560561		0.68	<10	<10	156	<10	110	<0.01	
L560562									
L560563		<0.01	<10	10	<1	<10	11	<0.01	
L560564		0.10	<10	<10	70	30	8560	1.36	2.37
L560565		0.31	<10	<10	140	<10	114	0.01	
L560566		0.02	<10	<10	128	<10	125	0.02	
L560567		0.56	<10	<10	131	<10	102	0.02	
L560568		0.15	<10	<10	113	<10	106	0.01	
L560569		0.06	<10	<10	114	<10	117	0.01	
L560570		0.13	<10	<10	149	<10	150	<0.01	
L560571		<0.01	<10	<10	5	<10	4940	0.21	
L560572		0.02	<10	<10	77	<10	137	<0.01	
L560573		<0.01	<10	<10	11	<10	205	<0.01	
L560574		<0.01	<10	<10	12	<10	726	0.01	

ALS Canada Ltd.

2103 Dollarton Hwy
North Vancouver BC V7H 0A7
Phone: 604 984 0221 Fax: 604 984 0218 www.alsglobal.com

To: **EQUITY EXPLORATION CONSULTANTS LTD.**
SUITE 200, 900 WEST HASTINGS STREET
VANCOUVER BC V6C 1E5

Finalized Date: 31-AUG-2011
Account: EIABRX

CERTIFICATE WH11144452

Project: BRX11-01

P.O. No.: BRX11-01_10

This report is for 103 Drill Core samples submitted to our lab in Whitehorse, YT, Canada on 25-JUL-2011.

The following have access to data associated with this certificate:

HENRY AWMACK EQUITY ENG EMAIL RYAN TOOLE	DARCY BAKER TOBY HUGHES	WANDA CARTER SORIN POSESCU

SAMPLE PREPARATION

ALS CODE	DESCRIPTION
WEI-21	Received Sample Weight
LOG-24	Pulp Login - Rcd w/o Barcode
LOG-22	Sample login - Rcd w/o BarCode
SPL-21d	Split sample - duplicate
LOG-22d	Sample login - Rcd w/o BarCode dup
PUL-31d	Pulverize Split - duplicate
CRU-QC	Crushing QC Test
PUL-QC	Pulverizing QC Test
CRU-31	Fine crushing - 70% <2mm
SPL-21	Split sample - riffle splitter
PUL-31	Pulverize split to 85% <75 um

ANALYTICAL PROCEDURES

ALS CODE	DESCRIPTION	INSTRUMENT
Ag-GRA21	Ag 30g FA-GRAV finish	WST-SIM
Cu-AA46	Ore grade Cu - aqua regia/AA	AAS
Zn-AA46	Ore grade Zn - aqua regia/AA	AAS
ME-ICP41	35 Element Aqua Regia ICP-AES	ICP-AES
Au-AA25	Ore Grade Au 30g FA AA finish	AAS

To: **EQUITY EXPLORATION CONSULTANTS LTD.**
ATTN: WANDA CARTER
SUITE 200, 900 WEST HASTINGS STREET
VANCOUVER BC V6C 1E5

This is the Final Report and supersedes any preliminary report with this certificate number. Results apply to samples as submitted. All pages of this report have been checked and approved for release.

Signature:
Colin Ramshaw, Vancouver Laboratory Manager

ALS Canada Ltd.

2103 Dollarton Hwy
North Vancouver BC V7H 0A7
Phone: 604 984 0221 Fax: 604 984 0218 www.alsglobal.com

To: **EQUITY EXPLORATION CONSULTANTS LTD.**
SUITE 200, 900 WEST HASTINGS STREET
VANCOUVER BC V6C 1E5

Finalized Date: 31-AUG-2011
Account: EIABRX

Project: BRX11-01

CERTIFICATE OF ANALYSIS WH11144452

Sample Description	Method / Analyte / Units / LOR	WEI-21 Recvd Wt. kg 0.02	ME-ICP41 Ag ppm 0.2	ME-ICP41 Al % 0.01	ME-ICP41 As ppm 2	ME-ICP41 B ppm 10	ME-ICP41 Ba ppm 10	ME-ICP41 Be ppm 0.5	ME-ICP41 Bi ppm 2	ME-ICP41 Ca % 0.01	ME-ICP41 Cd ppm 0.5	ME-ICP41 Co ppm 1	ME-ICP41 Cr ppm 1	ME-ICP41 Cu ppm 1	ME-ICP41 Fe % 0.01	ME-ICP41 Ga ppm 10
L560366		6.23	<0.2	1.04	27	<10	280	0.5	<2	4.07	<0.5	5	<1	9	2.65	<10
L560367		7.62	<0.2	1.17	23	<10	240	<0.5	<2	3.78	<0.5	5	<1	7	2.56	<10
L560368		6.99	0.2	1.08	12	<10	130	<0.5	<2	3.07	<0.5	5	2	9	2.27	<10
L560369		0.97	0.2	0.04	3	<10	<10	<0.5	<2	>25.0	<0.5	<1	<1	<1	0.04	<10
L560370		0.11	48.9	1.03	91	<10	40	<0.5	<2	0.52	20.5	15	30	4100	4.27	10
L560371		6.29	0.4	1.10	54	<10	170	<0.5	<2	2.94	<0.5	5	2	14	2.42	<10
L560372		6.34	0.2	1.28	50	<10	240	<0.5	<2	2.75	<0.5	6	2	8	2.42	<10
L560373		6.44	0.2	1.22	50	<10	220	<0.5	<2	3.03	<0.5	5	2	11	2.33	<10
L560374		6.46	0.2	1.14	27	<10	210	<0.5	<2	2.99	<0.5	5	2	9	2.29	<10
L560375		7.06	<0.2	1.26	17	<10	510	<0.5	<2	2.97	<0.5	5	2	7	2.28	<10
L560376		7.61	0.2	1.43	15	<10	440	<0.5	<2	2.87	<0.5	6	3	13	2.46	<10
L560377		6.35	<0.2	1.27	15	<10	440	<0.5	<2	3.36	<0.5	6	3	13	2.40	<10
L560378		7.02	0.3	1.12	20	<10	230	<0.5	<2	3.25	<0.5	6	2	12	2.37	<10
L560379		6.34	0.2	1.25	26	<10	320	<0.5	<2	3.01	<0.5	6	2	13	2.45	<10
L560380		7.18	0.3	0.68	87	<10	110	<0.5	<2	3.84	<0.5	5	1	6	2.47	<10
L560381		7.22	0.3	1.11	35	<10	410	<0.5	<2	2.92	<0.5	6	2	10	2.50	<10
L560382		7.10	<0.2	1.50	28	<10	350	0.5	<2	3.24	<0.5	7	3	11	2.57	<10
L560383		5.97	0.2	1.00	32	<10	370	<0.5	<2	3.81	<0.5	7	2	15	2.32	<10
L560384		6.13	0.2	1.34	19	<10	730	<0.5	<2	3.16	<0.5	7	2	15	2.61	<10
L560385		6.85	0.2	0.49	55	<10	140	<0.5	<2	3.74	<0.5	6	1	10	2.45	<10
L560386		7.12	0.3	0.90	57	<10	250	<0.5	<2	3.34	<0.5	5	2	12	2.40	<10
L560387		6.22	<0.2	0.63	107	<10	70	<0.5	<2	4.35	<0.5	5	1	6	2.43	<10
L560388		7.12	0.2	0.49	135	<10	30	<0.5	<2	3.03	<0.5	6	1	6	2.45	<10
L560389		6.80	0.3	0.85	88	<10	160	<0.5	<2	3.36	<0.5	5	2	9	2.33	<10
L560390		<0.02	0.2	0.87	92	<10	160	0.5	<2	3.39	<0.5	6	2	10	2.40	<10
L560391		0.84	0.2	0.04	<2	<10	<10	<0.5	<2	>25.0	<0.5	<1	<1	<1	0.04	<10
L560392		0.12	81.1	1.57	439	<10	20	<0.5	<2	1.92	53.3	27	72	>10000	5.83	10
L560393		4.22	<0.2	0.66	94	<10	130	<0.5	<2	3.94	<0.5	6	<1	9	2.66	<10
L560394		7.24	0.3	0.67	71	<10	80	<0.5	<2	3.61	<0.5	6	1	17	2.20	<10
L560395		7.33	0.2	0.68	50	<10	100	<0.5	<2	3.53	<0.5	5	2	11	2.16	<10
L560396		7.45	<0.2	0.85	90	<10	130	<0.5	<2	3.80	<0.5	6	2	11	2.36	<10
L560397		6.78	0.3	1.33	58	<10	160	<0.5	<2	3.79	<0.5	7	4	16	2.66	<10
L560398		7.84	0.3	1.21	53	<10	210	<0.5	<2	3.94	<0.5	6	3	10	2.56	<10
L560399		6.10	<0.2	0.89	80	<10	130	<0.5	<2	4.30	<0.5	6	2	9	2.75	<10
L560400		8.08	<0.2	1.31	83	<10	240	0.5	<2	3.98	<0.5	7	3	13	2.78	<10
L560401		5.99	0.2	0.86	148	<10	100	0.5	<2	1.93	<0.5	7	1	19	3.58	<10
L560402		5.63	5.1	0.36	123	<10	60	<0.5	6	0.23	3.0	9	2	78	2.79	<10
L560403		2.92	>100	0.43	2940	<10	10	<0.5	1565	0.20	212	8	1	>10000	13.10	10
L560404		3.94	0.3	3.15	32	<10	840	0.7	3	3.90	<0.5	23	94	59	5.18	20
L560405		3.82	6.2	0.52	263	<10	60	0.5	4	0.36	30.9	6	2	38	3.19	<10

ALS Canada Ltd.

2103 Dollarton Hwy
North Vancouver BC V7H 0A7
Phone: 604 984 0221 Fax: 604 984 0218 www.alsglobal.com

To: **EQUITY EXPLORATION CONSULTANTS LTD.**
SUITE 200, 900 WEST HASTINGS STREET
VANCOUVER BC V6C 1E5

Finalized Date: 31-AUG-2011
Account: EIABRX

Project: BRX11-01

CERTIFICATE OF ANALYSIS WH11144452

Sample Description	Method	ME-ICP41	ME-ICP41	ME-ICP41	ME-ICP41	ME-ICP41	ME-ICP41	ME-ICP41	ME-ICP41	ME-ICP41	ME-ICP41	ME-ICP41	ME-ICP41	ME-ICP41	ME-ICP41	ME-ICP41
	Analyte	Hg	K	La	Mg	Mn	Mo	Na	Ni	P	Pb	S	Sb	Sc	Sr	Th
	Units	ppm	%	ppm	%	ppm	ppm	%	ppm	ppm	ppm	%	ppm	ppm	ppm	ppm
	LOR	1	0.01	10	0.01	5	1	0.01	1	10	2	0.01	2	1	1	20
L560366		<1	0.27	20	0.52	1685	<1	0.04	<1	780	25	1.01	2	2	220	<20
L560367		<1	0.26	20	0.67	878	<1	0.05	1	780	13	1.00	<2	2	376	<20
L560368		1	0.19	20	0.60	763	1	0.03	4	750	13	0.66	<2	2	250	<20
L560369		1	0.01	<10	1.93	29	1	0.02	4	50	4	0.08	<2	<1	5360	20
L560370		1	0.49	10	0.63	449	154	0.04	22	840	1920	2.33	62	6	38	<20
L560371		1	0.21	20	0.57	862	2	0.04	5	790	21	0.67	<2	2	218	<20
L560372		1	0.21	10	0.65	904	1	0.04	4	760	44	0.56	2	2	168	<20
L560373		1	0.24	10	0.63	875	2	0.04	4	760	28	0.82	2	2	145	<20
L560374		<1	0.21	10	0.60	834	1	0.04	3	760	20	0.85	2	2	144	<20
L560375		1	0.20	10	0.64	838	1	0.05	3	790	20	0.31	<2	2	166	<20
L560376		<1	0.24	10	0.73	801	1	0.06	4	790	19	0.51	2	2	172	<20
L560377		1	0.23	10	0.73	850	1	0.05	6	800	15	0.60	2	2	167	<20
L560378		1	0.21	10	0.73	901	1	0.04	4	790	14	0.69	3	2	191	<20
L560379		1	0.21	10	0.77	849	1	0.05	4	820	18	0.66	3	2	167	<20
L560380		<1	0.21	10	0.47	804	1	0.05	4	760	24	1.85	<2	2	219	<20
L560381		1	0.17	10	0.71	800	1	0.05	4	800	16	0.63	<2	2	211	<20
L560382		<1	0.33	10	0.79	827	1	0.07	4	780	16	0.88	<2	2	202	<20
L560383		<1	0.21	10	0.71	851	1	0.05	5	780	16	0.82	<2	2	315	<20
L560384		1	0.20	10	0.88	986	1	0.05	5	820	11	0.51	2	3	228	<20
L560385		<1	0.19	10	0.50	826	1	0.05	4	750	14	1.97	<2	2	329	<20
L560386		1	0.20	10	0.62	881	1	0.04	5	770	17	1.30	2	2	354	<20
L560387		<1	0.24	10	0.63	1070	1	0.04	3	710	21	2.21	<2	1	389	<20
L560388		<1	0.22	10	0.29	750	1	0.03	3	740	19	2.65	2	1	198	<20
L560389		<1	0.24	10	0.50	914	1	0.04	3	770	13	1.98	3	2	283	<20
L560390		<1	0.23	10	0.52	925	1	0.04	4	760	13	2.03	2	2	295	<20
L560391		<1	0.01	<10	1.98	29	1	0.03	4	60	4	0.08	2	<1	4930	20
L560392		3	0.35	10	1.36	744	1190	0.10	216	1210	7330	4.24	72	7	210	<20
L560393		<1	0.22	10	0.55	1020	<1	0.04	1	790	14	2.15	<2	2	435	<20
L560394		1	0.19	10	0.54	930	1	0.04	4	780	15	1.60	2	2	438	<20
L560395		<1	0.20	10	0.65	940	1	0.04	5	770	12	1.38	2	2	428	<20
L560396		<1	0.20	10	0.50	1015	1	0.04	3	770	19	1.76	<2	2	300	<20
L560397		<1	0.19	10	0.79	1150	1	0.04	5	810	17	1.00	<2	2	500	<20
L560398		1	0.20	10	0.80	1120	1	0.04	5	780	21	1.33	<2	2	483	<20
L560399		<1	0.18	10	0.75	1255	<1	0.03	4	790	20	1.95	<2	2	399	<20
L560400		<1	0.20	20	0.78	2500	<1	0.04	2	870	16	1.24	2	2	476	<20
L560401		<1	0.21	20	0.56	8850	<1	0.03	3	850	160	2.71	2	2	266	<20
L560402		<1	0.13	<10	0.02	57	<1	0.03	5	660	474	2.94	10	1	162	<20
L560403		3	0.17	<10	0.02	79	<1	0.03	2	460	2810	>10.0	2270	1	92	<20
L560404		1	0.06	30	3.17	2680	1	0.06	77	2320	17	0.15	5	11	272	<20
L560405		<1	0.20	<10	0.05	177	<1	0.02	2	780	2090	3.57	6	1	147	<20

ALS Canada Ltd.

2103 Dollarton Hwy
North Vancouver BC V7H 0A7
Phone: 604 984 0221 Fax: 604 984 0218 www.alsglobal.com

To: **EQUITY EXPLORATION CONSULTANTS LTD.**
SUITE 200, 900 WEST HASTINGS STREET
VANCOUVER BC V6C 1E5

Finalized Date: 31-AUG-2011
Account: EIABRX

Project: BRX11-01

CERTIFICATE OF ANALYSIS WH11144452

Sample Description	Method / Analyte / Units / LOR	ME-ICP41 Ti % 0.01	ME-ICP41 Tl ppm 10	ME-ICP41 U ppm 10	ME-ICP41 V ppm 1	ME-ICP41 W ppm 10	ME-ICP41 Zn ppm 2	Au-AA25 Au ppm 0.01	Ag-GRA21 Ag ppm 5	Cu-AA46 Cu % 0.001	Zn-AA46 Zn % 0.001
L560366		<0.01	<10	<10	11	<10	93	<0.01			
L560367		<0.01	<10	<10	15	<10	50	<0.01			
L560368		<0.01	<10	<10	16	<10	69	<0.01			
L560369		<0.01	<10	<10	<1	<10	4	<0.01			
L560370		0.08	<10	<10	80	<10	2420	0.30			
L560371		<0.01	<10	<10	19	<10	90	0.01			
L560372		<0.01	<10	<10	21	<10	98	0.01			
L560373		<0.01	<10	<10	23	<10	119	<0.01			
L560374		<0.01	<10	<10	20	<10	67	<0.01			
L560375		<0.01	<10	<10	22	<10	69	<0.01			
L560376		<0.01	<10	<10	29	<10	70	<0.01			
L560377		<0.01	<10	<10	25	<10	61	<0.01			
L560378		<0.01	<10	<10	23	<10	55	<0.01			
L560379		<0.01	<10	<10	25	<10	66	<0.01			
L560380		<0.01	<10	<10	16	<10	43	<0.01			
L560381		<0.01	<10	<10	24	<10	57	<0.01			
L560382		<0.01	<10	<10	28	<10	54	<0.01			
L560383		<0.01	<10	<10	24	<10	50	<0.01			
L560384		<0.01	<10	<10	28	<10	81	<0.01			
L560385		<0.01	<10	<10	15	<10	47	<0.01			
L560386		<0.01	<10	<10	18	<10	72	<0.01			
L560387		<0.01	<10	<10	9	<10	63	0.01			
L560388		<0.01	<10	<10	6	<10	54	<0.01			
L560389		<0.01	<10	<10	18	<10	60	<0.01			
L560390		<0.01	<10	<10	19	<10	65	<0.01			
L560391		<0.01	<10	<10	<1	<10	3	<0.01			
L560392		0.10	<10	<10	72	<10	8470	1.37		2.51	
L560393		<0.01	<10	<10	15	<10	52	<0.01			
L560394		<0.01	<10	<10	16	<10	74	<0.01			
L560395		<0.01	<10	<10	14	<10	53	<0.01			
L560396		<0.01	<10	<10	16	<10	42	<0.01			
L560397		<0.01	<10	<10	28	<10	82	<0.01			
L560398		<0.01	<10	<10	19	<10	76	<0.01			
L560399		<0.01	<10	<10	12	<10	50	<0.01			
L560400		<0.01	<10	<10	20	<10	63	0.01			
L560401		<0.01	<10	<10	12	<10	183	0.02			
L560402		<0.01	<10	<10	3	<10	377	0.30			
L560403		<0.01	<10	<10	5	10	>10000	1.88	235	1.070	1.190
L560404		0.04	<10	<10	123	<10	152	0.01			
L560405		<0.01	<10	<10	5	<10	3730	0.18			

ALS Canada Ltd.

2103 Dollarton Hwy
North Vancouver BC V7H 0A7
Phone: 604 984 0221 Fax: 604 984 0218 www.alsglobal.com

To: **EQUITY EXPLORATION CONSULTANTS LTD.**
SUITE 200, 900 WEST HASTINGS STREET
VANCOUVER BC V6C 1E5

Finalized Date: 31-AUG-2011
Account: EIABRX

Project: BRX11-01

CERTIFICATE OF ANALYSIS WH11144452

Sample Description	Method	WEI-21	ME-ICP41	ME-ICP41	ME-ICP41	ME-ICP41	ME-ICP41	ME-ICP41	ME-ICP41	ME-ICP41	ME-ICP41	ME-ICP41	ME-ICP41	ME-ICP41	ME-ICP41	ME-ICP41
	Analyte	Recvd Wt.	Ag	Al	As	B	Ba	Be	Bi	Ca	Cd	Co	Cr	Cu	Fe	Ga
	Units	kg	ppm	%	ppm	ppm	ppm	ppm	ppm	%	ppm	ppm	ppm	ppm	%	ppm
	LOR	0.02	0.2	0.01	2	10	10	0.5	2	0.01	0.5	1	1	1	0.01	10
L560406		3.89	4.7	0.72	197	<10	60	0.5	4	0.50	26.7	6	1	114	3.09	<10
L560407		4.17	1.1	0.71	115	<10	110	0.5	3	0.35	2.2	6	1	21	2.74	<10
L560408		3.87	6.9	0.60	185	<10	80	<0.5	4	0.82	21.3	8	1	83	3.57	<10
L560409		7.21	0.3	0.88	144	<10	190	<0.5	<2	2.90	<0.5	5	1	7	2.47	<10
L560410		6.78	0.3	1.13	152	<10	200	0.5	<2	4.15	1.7	5	2	11	2.59	<10
L560411		7.17	<0.2	1.40	45	<10	280	0.5	<2	3.99	<0.5	6	2	10	2.65	<10
L560412		0.77	<0.2	0.05	4	<10	10	<0.5	<2	>25.0	<0.5	<1	1	1	0.05	<10
L560413		0.12	54.5	1.15	99	<10	60	<0.5	2	0.48	20.8	16	32	4420	4.55	10
L560414		7.09	0.3	0.69	77	<10	190	<0.5	3	3.21	<0.5	5	1	21	2.52	<10
L560415		7.47	0.9	0.45	102	<10	140	<0.5	2	2.57	2.0	5	1	9	2.66	<10
L560416		7.40	1.5	0.63	101	<10	140	<0.5	4	1.33	1.5	6	1	11	2.44	<10
L560417		7.34	2.1	0.48	93	<10	80	<0.5	4	0.32	8.3	6	2	14	2.98	<10
L560418		2.73	3.2	0.51	154	<10	30	<0.5	9	0.79	2.9	6	1	23	3.72	<10
L560419		6.67	0.3	0.58	89	<10	150	<0.5	<2	2.58	1.1	5	1	12	2.36	<10
L560420		6.72	1.2	0.57	150	<10	90	<0.5	<2	0.64	3.7	6	1	19	2.70	<10
L560421		2.66	11.0	0.49	233	<10	90	<0.5	19	0.25	47.7	7	1	137	3.06	<10
L560422		4.37	0.8	0.54	130	<10	120	0.5	2	0.30	9.2	7	1	11	1.95	<10
L560423		4.44	1.0	0.51	203	<10	100	0.5	2	0.35	5.0	6	1	13	2.52	<10
L560424		4.49	1.0	0.51	148	<10	100	0.5	<2	0.39	5.6	6	1	10	2.63	<10
L560425		4.39	3.9	0.44	212	<10	80	<0.5	3	0.24	41.2	5	1	61	3.11	<10
L560426		6.63	5.1	0.33	171	<10	40	<0.5	9	0.21	40.0	6	1	118	3.34	<10
L560427		7.11	0.9	0.86	107	<10	120	0.5	<2	0.44	5.9	7	2	45	2.53	<10
L560428		6.97	0.2	0.96	44	<10	230	<0.5	<2	2.96	<0.5	5	1	7	2.58	<10
L560429		7.14	0.2	0.52	90	<10	150	<0.5	<2	2.47	<0.5	5	1	6	2.68	<10
L560430		7.07	1.9	0.42	214	<10	80	<0.5	2	1.82	25.9	7	1	13	2.95	<10
L560431		7.58	<0.2	0.90	69	<10	110	0.5	<2	3.62	<0.5	5	1	8	2.52	<10
L560432		3.50	<0.2	1.28	33	<10	130	0.5	2	3.98	<0.5	7	3	15	2.70	<10
L560433		3.14	<0.2	1.17	23	<10	130	0.5	2	3.89	<0.5	7	3	17	2.53	<10
L560434		0.78	<0.2	0.04	3	<10	10	<0.5	<2	>25.0	<0.5	<1	<1	<1	0.04	<10
L560435		0.12	83.5	1.65	470	<10	10	<0.5	<2	1.99	55.3	28	77	>10000	6.11	10
L560436		7.43	0.3	1.05	28	<10	130	<0.5	<2	3.44	<0.5	5	1	31	2.34	<10
L560437		7.43	0.4	0.72	45	<10	90	<0.5	<2	3.89	<0.5	5	1	11	2.49	<10
L560438		7.42	0.4	0.41	55	<10	70	<0.5	<2	3.21	<0.5	5	1	7	2.45	<10
L560439		7.59	3.7	0.46	126	<10	80	<0.5	<2	1.07	5.0	7	1	150	2.93	<10
L560440		5.93	7.8	0.17	206	<10	20	<0.5	8	0.08	11.3	6	2	337	3.77	<10
L560441		3.06	9.1	0.42	211	<10	60	<0.5	<2	0.25	20.0	7	1	83	2.99	<10
L560442		5.95	8.9	0.23	176	<10	10	<0.5	7	0.15	7.6	6	1	286	2.89	<10
L560443		5.82	9.4	0.48	247	<10	70	0.6	3	0.27	20.1	7	1	229	2.56	<10
L560444		5.43	4.6	0.60	136	<10	40	0.5	2	0.26	14.0	7	1	42	2.88	<10
L560445		2.67	8.8	0.13	185	<10	<10	<0.5	7	0.05	9.5	6	2	479	4.11	<10

ALS Canada Ltd.

2103 Dollarton Hwy
North Vancouver BC V7H 0A7
Phone: 604 984 0221 Fax: 604 984 0218 www.alsglobal.com

To: **EQUITY EXPLORATION CONSULTANTS LTD.**
SUITE 200, 900 WEST HASTINGS STREET
VANCOUVER BC V6C 1E5

Finalized Date: 31-AUG-2011
Account: EIABRX

Project: BRX11-01

CERTIFICATE OF ANALYSIS WH11144452

Sample Description	Method	ME-ICP41	ME-ICP41	ME-ICP41	ME-ICP41	ME-ICP41	ME-ICP41	ME-ICP41	ME-ICP41	ME-ICP41	ME-ICP41	ME-ICP41	ME-ICP41	ME-ICP41	ME-ICP41	ME-ICP41
	Analyte	Hg	K	La	Mg	Mn	Mo	Na	Ni	P	Pb	S	Sb	Sc	Sr	Th
	Units	ppm	%	ppm	%	ppm	ppm	%	ppm	ppm	ppm	%	ppm	ppm	ppm	ppm
	LOR	1	0.01	10	0.01	5	1	0.01	1	10	2	0.01	2	1	1	20
L560406		<1	0.19	10	0.22	2260	<1	0.02	2	680	724	3.13	31	1	189	<20
L560407		<1	0.18	10	0.18	2510	<1	0.02	2	850	183	2.57	6	1	201	<20
L560408		1	0.17	<10	0.29	2220	<1	0.03	4	780	852	3.71	9	1	201	<20
L560409		<1	0.20	20	0.57	4250	<1	0.02	1	790	44	1.70	2	1	197	<20
L560410		<1	0.21	20	0.54	3360	<1	0.02	1	810	130	1.66	3	1	246	<20
L560411		1	0.21	20	0.65	2240	<1	0.05	1	820	23	0.93	2	2	304	<20
L560412		1	0.01	<10	1.77	41	<1	0.03	<1	70	<2	0.10	2	<1	5370	20
L560413		1	0.54	10	0.66	477	168	0.06	23	890	2040	2.45	63	7	34	<20
L560414		<1	0.23	20	0.78	2860	<1	0.05	1	780	44	1.84	4	1	186	<20
L560415		<1	0.20	20	0.73	3640	<1	0.05	1	790	140	2.35	3	1	188	<20
L560416		<1	0.19	20	0.44	3800	<1	0.06	<1	830	137	2.00	2	1	149	<20
L560417		<1	0.18	10	0.11	4100	<1	0.07	1	760	485	3.04	3	1	118	<20
L560418		1	0.18	10	0.23	1025	1	0.07	1	760	220	3.90	4	1	135	<20
L560419		1	0.21	20	0.73	3820	<1	0.04	1	810	71	1.54	4	1	126	<20
L560420		<1	0.16	20	0.23	3350	<1	0.04	1	860	319	2.32	4	1	119	<20
L560421		2	0.18	<10	0.02	59	<1	0.09	2	670	1600	3.53	33	1	149	<20
L560422		<1	0.22	10	0.04	2770	<1	0.10	2	820	248	1.95	3	1	127	<20
L560423		<1	0.21	20	0.07	8380	<1	0.10	1	850	401	2.50	3	1	112	<20
L560424		<1	0.22	10	0.10	14400	<1	0.09	1	820	274	2.70	3	1	101	<20
L560425		2	0.18	10	0.02	667	<1	0.09	<1	680	1315	3.54	14	1	96	<20
L560426		1	0.11	<10	0.01	34	<1	0.08	1	690	662	3.77	24	1	82	<20
L560427		<1	0.23	10	0.19	3040	1	0.12	3	840	627	2.17	8	1	110	<20
L560428		<1	0.18	20	0.90	6750	<1	0.08	1	780	68	1.16	2	2	153	<20
L560429		1	0.22	20	0.71	3840	<1	0.07	2	810	51	2.25	3	2	120	<20
L560430		1	0.18	10	0.49	3420	<1	0.06	2	810	740	3.24	5	2	115	<20
L560431		<1	0.20	10	0.70	2810	<1	0.06	2	810	18	1.41	3	2	257	<20
L560432		<1	0.21	10	0.72	2190	<1	0.06	3	830	13	1.54	3	3	317	<20
L560433		<1	0.20	10	0.67	1965	<1	0.06	4	830	10	1.35	4	3	313	<20
L560434		<1	0.01	<10	1.83	35	<1	0.03	<1	60	<2	0.09	<2	<1	4930	20
L560435		3	0.36	10	1.42	782	1250	0.09	231	1260	7650	4.36	72	7	213	<20
L560436		1	0.22	10	0.57	1585	3	0.04	4	770	22	1.26	<2	3	306	<20
L560437		1	0.19	10	0.50	2410	1	0.05	4	760	25	1.97	2	2	303	<20
L560438		1	0.18	10	0.78	3720	1	0.05	3	730	34	2.14	<2	2	170	<20
L560439		1	0.13	10	0.34	3610	1	0.05	4	690	202	2.89	37	1	100	<20
L560440		1	0.03	<10	0.01	41	1	0.01	4	200	538	4.08	78	1	45	<20
L560441		1	0.15	<10	0.01	52	1	0.06	4	700	1770	3.43	20	1	111	<20
L560442		<1	0.07	<10	0.01	45	1	0.02	3	480	529	3.15	70	1	53	<20
L560443		1	0.18	<10	0.03	1325	1	0.06	5	740	1130	2.87	35	1	98	<20
L560444		1	0.19	<10	0.11	4030	1	0.05	4	710	699	3.06	5	1	84	<20
L560445		1	0.02	<10	<0.01	41	1	0.01	5	110	173	4.54	97	<1	37	<20

ALS Canada Ltd.

2103 Dollarton Hwy
North Vancouver BC V7H 0A7
Phone: 604 984 0221 Fax: 604 984 0218 www.alsglobal.com

To: **EQUITY EXPLORATION CONSULTANTS LTD.**
SUITE 200, 900 WEST HASTINGS STREET
VANCOUVER BC V6C 1E5

Finalized Date: 31-AUG-2011
Account: EIABRX

Project: BRX11-01

CERTIFICATE OF ANALYSIS WH11144452

Sample Description	Method / Analyte / Units / LOR	ME-ICP41 Ti % 0.01	ME-ICP41 Tl ppm 10	ME-ICP41 U ppm 10	ME-ICP41 V ppm 1	ME-ICP41 W ppm 10	ME-ICP41 Zn ppm 2	Au-AA25 Au ppm 0.01	Ag-GRA21 Ag ppm 5	Cu-AA46 Cu % 0.001	Zn-AA46 Zn % 0.001
L560406		<0.01	<10	<10	7	<10	2860	0.14			
L560407		<0.01	<10	<10	7	<10	409	0.03			
L560408		<0.01	<10	<10	7	<10	2290	0.22			
L560409		<0.01	<10	<10	11	<10	126	0.02			
L560410		<0.01	<10	<10	12	<10	337	0.03			
L560411		<0.01	<10	<10	18	<10	139	0.01			
L560412		<0.01	<10	<10	1	<10	4	<0.01			
L560413		0.09	<10	<10	86	<10	2520	0.36			
L560414		<0.01	<10	<10	8	<10	84	0.01			
L560415		<0.01	<10	<10	5	<10	283	0.02			
L560416		<0.01	<10	<10	6	<10	214	0.02			
L560417		<0.01	<10	<10	5	<10	1075	0.09			
L560418		<0.01	<10	<10	4	<10	404	0.06			
L560419		<0.01	<10	<10	6	<10	248	0.01			
L560420		<0.01	<10	<10	6	<10	543	0.06			
L560421		<0.01	<10	<10	4	<10	4970	0.22			
L560422		<0.01	<10	<10	5	<10	1120	0.04			
L560423		<0.01	<10	<10	7	<10	975	0.25			
L560424		<0.01	<10	<10	6	<10	762	0.23			
L560425		<0.01	<10	<10	3	<10	3820	0.36			
L560426		<0.01	<10	<10	3	<10	3250	0.18			
L560427		<0.01	<10	<10	8	<10	914	0.06			
L560428		<0.01	<10	<10	10	<10	91	0.02			
L560429		<0.01	<10	<10	5	<10	126	0.04			
L560430		<0.01	<10	<10	4	<10	2220	0.29			
L560431		<0.01	<10	<10	11	<10	87	0.02			
L560432		<0.01	<10	<10	17	<10	64	0.01			
L560433		<0.01	<10	<10	17	<10	58	0.01			
L560434		<0.01	<10	<10	1	<10	<2	<0.01			
L560435		0.11	<10	<10	76	<10	8870	1.40		2.46	
L560436		<0.01	<10	<10	13	<10	62	0.01			
L560437		<0.01	<10	<10	8	<10	56	<0.01			
L560438		<0.01	<10	<10	6	<10	41	0.01			
L560439		<0.01	<10	<10	6	<10	523	0.11			
L560440		<0.01	<10	<10	2	<10	1060	0.17			
L560441		<0.01	<10	<10	3	<10	2740	1.30			
L560442		<0.01	<10	<10	2	<10	950	0.11			
L560443		<0.01	<10	<10	4	<10	2080	0.38			
L560444		<0.01	<10	<10	6	<10	1530	0.17			
L560445		<0.01	<10	<10	2	<10	831	0.15			

ALS Canada Ltd.

2103 Dollarton Hwy
North Vancouver BC V7H 0A7
Phone: 604 984 0221 Fax: 604 984 0218 www.alsglobal.com

To: **EQUITY EXPLORATION CONSULTANTS LTD.**
SUITE 200, 900 WEST HASTINGS STREET
VANCOUVER BC V6C 1E5

Finalized Date: 31-AUG-2011
Account: EIABRX

Project: BRX11-01

CERTIFICATE OF ANALYSIS WH11144452

Sample Description	Method	WEI-21	ME-ICP41	ME-ICP41	ME-ICP41	ME-ICP41	ME-ICP41	ME-ICP41	ME-ICP41	ME-ICP41	ME-ICP41	ME-ICP41	ME-ICP41	ME-ICP41	ME-ICP41	ME-ICP41
	Analyte	Recvd Wt.	Ag	Al	As	B	Ba	Be	Bi	Ca	Cd	Co	Cr	Cu	Fe	Ga
	Units	kg	ppm	%	ppm	ppm	ppm	ppm	ppm	%	ppm	ppm	ppm	ppm	%	ppm
	LOR	0.02	0.2	0.01	2	10	10	0.5	2	0.01	0.5	1	1	1	0.01	10
L560446		6.07	3.4	0.15	143	<10	<10	<0.5	2	0.05	13.5	6	5	196	2.97	<10
L560447		3.06	3.4	0.13	190	<10	10	<0.5	4	0.05	0.7	7	2	59	3.39	<10
L560448		2.88	9.3	0.40	236	<10	40	<0.5	4	0.26	4.3	7	1	103	4.29	<10
L560449		6.63	0.4	0.78	59	<10	110	0.5	<2	2.95	<0.5	5	1	6	2.58	<10
L560450		7.50	0.2	0.87	62	<10	130	<0.5	<2	4.08	<0.5	5	1	6	2.59	<10
L560451		7.42	0.2	1.36	51	<10	220	0.5	<2	4.13	<0.5	7	8	8	2.54	<10
L560452		7.23	0.2	1.57	82	<10	200	0.5	<2	3.65	<0.5	6	9	12	2.63	<10
L560453		7.48	0.3	1.32	23	<10	240	<0.5	<2	3.93	<0.5	7	2	12	2.54	<10
L560454		7.46	0.2	1.24	82	<10	200	<0.5	<2	4.17	<0.5	7	3	47	2.60	<10
L560455		0.93	0.2	0.05	6	<10	<10	<0.5	<2	>25.0	<0.5	<1	<1	<1	0.04	<10
L560456		0.14	54.8	1.16	101	<10	40	<0.5	<2	0.56	22.0	16	33	4460	4.57	10
L560457		7.50	0.5	1.22	117	<10	210	<0.5	<2	4.73	<0.5	7	2	19	2.91	<10
L560458		7.23	0.3	1.22	65	<10	130	0.5	<2	3.90	<0.5	6	2	12	2.43	<10
L560459		7.33	0.4	1.29	89	<10	110	0.5	<2	3.90	0.5	6	1	6	2.59	<10
L560460		7.27	0.3	1.10	85	<10	200	0.5	<2	3.74	<0.5	6	1	9	2.12	<10
L560461		7.46	0.7	0.95	95	<10	140	0.5	<2	3.25	8.8	6	3	7	2.51	<10
L560462		7.48	0.3	1.30	44	<10	190	0.5	<2	4.09	<0.5	7	6	9	2.83	<10
L560463		7.55	0.4	0.68	70	<10	110	0.5	<2	3.89	<0.5	6	1	15	2.49	<10
L560464		7.17	0.3	0.66	55	<10	100	<0.5	<2	4.40	<0.5	7	1	17	2.63	<10
L560465		7.83	0.2	1.35	18	<10	100	<0.5	<2	4.27	<0.5	7	3	18	2.61	<10
L560466		7.31	0.3	1.07	56	<10	90	<0.5	<2	3.34	<0.5	7	2	18	2.56	<10
L560467		7.42	0.4	0.86	54	<10	90	<0.5	<2	2.08	<0.5	5	1	3	2.38	<10
L560468		7.45	0.4	0.69	168	<10	80	0.5	<2	0.84	0.6	6	1	6	2.80	<10

ALS Canada Ltd.

2103 Dollarton Hwy
North Vancouver BC V7H 0A7
Phone: 604 984 0221 Fax: 604 984 0218 www.alsglobal.com

To: **EQUITY EXPLORATION CONSULTANTS LTD.**
SUITE 200, 900 WEST HASTINGS STREET
VANCOUVER BC V6C 1E5

Finalized Date: 31-AUG-2011
Account: EIABRX

Project: BRX11-01

CERTIFICATE OF ANALYSIS WH11144452

Sample Description	Method	ME-ICP41	ME-ICP41	ME-ICP41	ME-ICP41	ME-ICP41	ME-ICP41	ME-ICP41	ME-ICP41	ME-ICP41	ME-ICP41	ME-ICP41	ME-ICP41	ME-ICP41	ME-ICP41	ME-ICP41
	Analyte	Hg	K	La	Mg	Mn	Mo	Na	Ni	P	Pb	S	Sb	Sc	Sr	Th
	Units	ppm	%	ppm	%	ppm	ppm	%	ppm	ppm	ppm	%	ppm	ppm	ppm	ppm
	LOR	1	0.01	10	0.01	5	1	0.01	1	10	2	0.01	2	1	1	20
L560446		<1	0.01	<10	<0.01	29	2	0.01	4	110	193	3.18	32	<1	41	<20
L560447		1	0.02	<10	<0.01	30	1	0.01	4	130	76	3.61	11	<1	31	<20
L560448		1	0.15	10	0.06	4160	1	0.05	4	690	360	4.42	26	1	76	<20
L560449		<1	0.22	20	0.53	3430	2	0.06	4	740	29	2.11	<2	2	162	<20
L560450		1	0.18	10	0.48	1505	2	0.05	4	750	22	2.06	<2	1	241	<20
L560451		1	0.19	10	0.68	1240	2	0.06	9	860	14	1.28	2	3	311	<20
L560452		1	0.20	10	0.83	1335	1	0.06	8	880	19	0.91	2	3	365	<20
L560453		1	0.22	10	0.77	1410	2	0.05	5	790	19	0.99	2	3	240	<20
L560454		<1	0.23	10	0.62	1645	2	0.04	7	800	14	1.10	8	2	200	<20
L560455		1	0.01	<10	2.12	33	1	0.01	2	60	5	0.06	2	<1	4750	20
L560456		<1	0.54	10	0.68	484	158	0.03	24	890	2050	2.52	64	7	42	<20
L560457		1	0.21	10	0.70	2150	2	0.05	4	820	33	1.62	3	2	248	<20
L560458		1	0.20	20	0.54	1635	2	0.05	4	810	41	1.05	3	2	214	<20
L560459		<1	0.20	10	0.73	2640	1	0.04	4	770	78	1.22	<2	2	247	<20
L560460		<1	0.22	20	0.59	2200	1	0.05	3	800	31	1.00	4	2	185	<20
L560461		1	0.22	20	0.73	2860	1	0.05	2	780	482	1.55	2	2	142	<20
L560462		1	0.20	10	0.81	1935	2	0.06	9	1010	45	1.49	2	3	253	<20
L560463		<1	0.21	10	0.92	2860	2	0.05	4	770	25	1.76	4	2	150	<20
L560464		1	0.19	10	0.64	1795	1	0.05	6	800	19	2.15	<2	2	192	<20
L560465		1	0.19	10	0.70	1575	1	0.04	5	840	21	0.75	2	3	224	<20
L560466		1	0.17	20	0.65	2180	1	0.04	5	840	21	1.00	2	2	162	<20
L560467		1	0.19	20	0.77	3140	1	0.04	4	830	33	1.13	2	1	88	<20
L560468		<1	0.18	20	0.32	3720	2	0.05	3	850	40	2.33	<2	1	63	<20

ALS Canada Ltd.

2103 Dollarton Hwy
North Vancouver BC V7H 0A7
Phone: 604 984 0221 Fax: 604 984 0218 www.alsglobal.com

To: **EQUITY EXPLORATION CONSULTANTS LTD.**
SUITE 200, 900 WEST HASTINGS STREET
VANCOUVER BC V6C 1E5

Finalized Date: 31-AUG-2011
Account: EIABRX

Project: BRX11-01

CERTIFICATE OF ANALYSIS WH11144452

Sample Description	Method / Analyte / Units / LOR	ME-ICP41 Ti % 0.01	ME-ICP41 Tl ppm 10	ME-ICP41 U ppm 10	ME-ICP41 V ppm 1	ME-ICP41 W ppm 10	ME-ICP41 Zn ppm 2	Au-AA25 Au ppm 0.01	Ag-GRA21 Ag ppm 5	Cu-AA46 Cu % 0.001	Zn-AA46 Zn % 0.001
L560446		<0.01	<10	<10	1	<10	1400	0.09			
L560447		<0.01	<10	<10	1	<10	121	0.09			
L560448		<0.01	<10	<10	7	<10	723	0.27			
L560449		<0.01	<10	<10	12	<10	63	0.01			
L560450		<0.01	<10	<10	10	<10	50	0.01			
L560451		<0.01	<10	<10	23	<10	53	<0.01			
L560452		<0.01	<10	<10	26	<10	73	<0.01			
L560453		<0.01	<10	<10	18	<10	71	<0.01			
L560454		<0.01	<10	<10	17	<10	76	0.01			
L560455		<0.01	<10	<10	1	<10	4	<0.01			
L560456		0.09	<10	<10	88	<10	2610	0.34			
L560457		<0.01	<10	<10	16	<10	156	0.01			
L560458		<0.01	<10	<10	14	<10	120	<0.01			
L560459		<0.01	<10	<10	12	<10	215	0.04			
L560460		<0.01	<10	<10	11	<10	76	0.01			
L560461		<0.01	<10	<10	11	<10	1710	0.04			
L560462		<0.01	<10	<10	24	<10	112	0.01			
L560463		<0.01	<10	<10	10	<10	73	0.01			
L560464		<0.01	<10	<10	10	<10	66	<0.01			
L560465		<0.01	<10	<10	20	<10	92	<0.01			
L560466		<0.01	<10	<10	14	<10	101	0.01			
L560467		<0.01	<10	<10	9	<10	116	<0.01			
L560468		<0.01	<10	<10	8	<10	159	0.02			

ALS Canada Ltd.

2103 Dollarton Hwy
North Vancouver BC V7H 0A7
Phone: 604 984 0221 Fax: 604 984 0218 www.alsglobal.com

To: **EQUITY EXPLORATION CONSULTANTS LTD.**
SUITE 200, 900 WEST HASTINGS STREET
VANCOUVER BC V6C 1E5

Finalized Date: 5-SEP-2011
Account: EIABRX

CERTIFICATE WH11143166

Project: Thorn

P.O. No.: BRX11-01_9

This report is for 227 Drill Core samples submitted to our lab in Whitehorse, YT, Canada on 26-JUL-2011.

The following have access to data associated with this certificate:

HENRY AWMACK EQUITY ENG EMAIL RYAN TOOLE	DARCY BAKER TOBY HUGHES	WANDA CARTER SORIN POSESCU

SAMPLE PREPARATION

ALS CODE	DESCRIPTION
WEI-21	Received Sample Weight
LOG-24	Pulp Login - Rcd w/o Barcode
LOG-22	Sample login - Rcd w/o BarCode
SPL-21d	Split sample - duplicate
PUL-31d	Pulverize Split - duplicate
LOG-22d	Sample login - Rcd w/o BarCode dup
CRU-QC	Crushing QC Test
PUL-QC	Pulverizing QC Test
CRU-31	Fine crushing - 70% <2mm
SPL-21	Split sample - riffle splitter
PUL-31	Pulverize split to 85% <75 um

ANALYTICAL PROCEDURES

ALS CODE	DESCRIPTION	INSTRUMENT
Cu-AA46	Ore grade Cu - aqua regia/AA	AAS
Zn-AA46	Ore grade Zn - aqua regia/AA	AAS
ME-ICP41	35 Element Aqua Regia ICP-AES	ICP-AES
Au-AA25	Ore Grade Au 30g FA AA finish	AAS

To: **EQUITY EXPLORATION CONSULTANTS LTD.**
ATTN: WANDA CARTER
SUITE 200, 900 WEST HASTINGS STREET
VANCOUVER BC V6C 1E5

This is the Final Report and supersedes any preliminary report with this certificate number. Results apply to samples as submitted. All pages of this report have been checked and approved for release.

Signature:
Colin Ramshaw, Vancouver Laboratory Manager

ALS Canada Ltd.

2103 Dollarton Hwy
North Vancouver BC V7H 0A7
Phone: 604 984 0221 Fax: 604 984 0218 www.alsglobal.com

To: **EQUITY EXPLORATION CONSULTANTS LTD.**
SUITE 200, 900 WEST HASTINGS STREET
VANCOUVER BC V6C 1E5

Finalized Date: 5-SEP-2011
Account: EIABRX

Project: Thorn

CERTIFICATE OF ANALYSIS WH11143166

Sample Description	Method	WEI-21	ME-ICP41	ME-ICP41	ME-ICP41	ME-ICP41	ME-ICP41	ME-ICP41	ME-ICP41	ME-ICP41	ME-ICP41	ME-ICP41	ME-ICP41	ME-ICP41	ME-ICP41	ME-ICP41
	Analyte	Recvd Wt.	Ag	Al	As	B	Ba	Be	Bi	Ca	Cd	Co	Cr	Cu	Fe	Ga
	Units	kg	ppm	%	ppm	ppm	ppm	ppm	ppm	%	ppm	ppm	ppm	ppm	%	ppm
	LOR	0.02	0.2	0.01	2	10	10	0.5	2	0.01	0.5	1	1	1	0.01	10
L560139		3.79	15.8	0.12	133	<10	20	<0.5	14	0.02	4.0	5	7	374	3.79	<10
L560140		4.42	34.7	0.12	278	<10	10	<0.5	21	0.02	6.7	5	8	928	4.02	<10
L560141		2.23	35.3	0.12	391	<10	20	<0.5	28	0.02	3.9	4	6	1285	2.93	<10
L560142		3.88	3.8	0.12	39	<10	50	<0.5	6	0.02	2.8	4	6	152	3.22	<10
L560143		3.36	1.0	0.10	17	<10	20	<0.5	2	0.02	0.7	4	5	37	2.45	<10
L560144		3.62	23.7	0.12	408	<10	10	<0.5	74	0.02	5.1	4	7	1225	4.74	<10
L560145		3.05	3.2	0.17	57	<10	40	<0.5	5	0.03	4.0	5	4	124	2.84	<10
L560146		3.88	4.1	0.13	73	<10	10	<0.5	5	0.02	5.3	7	4	173	3.38	<10
L560147		4.32	12.2	0.19	214	<10	<10	<0.5	11	0.03	3.7	7	5	659	3.73	<10
L560148		4.26	14.6	0.21	236	<10	10	<0.5	11	0.03	5.1	7	4	635	3.52	<10
L560149		3.55	7.4	0.14	177	<10	<10	<0.5	6	0.03	1.7	7	3	214	3.62	<10
L560150		2.12	28.7	0.13	506	<10	10	<0.5	18	0.02	3.7	6	6	1420	4.67	<10
L560151		4.37	6.6	0.16	228	<10	<10	<0.5	10	0.02	1.3	7	5	385	3.57	<10
L560152		4.10	3.6	0.16	135	<10	40	<0.5	8	0.03	0.5	6	4	255	4.15	<10
L560153		4.47	1.1	0.15	28	<10	20	<0.5	6	0.08	0.7	6	5	56	3.22	<10
L560154		0.78	<0.2	0.03	3	<10	<10	<0.5	<2	>25.0	<0.5	<1	1	2	0.04	<10
L560155		0.09	54.6	1.15	98	<10	50	<0.5	2	0.59	21.7	16	31	4230	4.64	10
L560156		2.54	3.6	0.28	143	<10	80	<0.5	2	0.22	39.1	7	3	47	2.94	<10
L560157		4.28	1.7	0.55	70	<10	50	<0.5	<2	0.30	3.4	8	1	10	2.74	<10
L560158		4.25	0.9	1.44	13	<10	150	<0.5	<2	1.80	1.0	4	1	11	2.63	<10
L560159		7.28	0.3	1.24	14	<10	410	<0.5	<2	3.53	<0.5	5	1	9	2.38	<10
L560160		7.46	<0.2	1.01	14	<10	140	<0.5	<2	3.18	0.6	6	1	16	2.61	<10
L560161		8.28	0.2	1.02	16	<10	90	<0.5	<2	2.84	4.4	8	1	30	3.02	<10
L560162		5.69	<0.2	1.13	36	<10	180	<0.5	<2	2.81	0.5	6	2	16	2.58	<10
L560163		7.19	0.2	1.03	16	<10	170	<0.5	<2	2.57	<0.5	6	2	7	2.44	<10
L560164		6.65	0.2	0.79	15	<10	50	<0.5	<2	2.66	<0.5	6	2	8	2.83	<10
L560165		6.86	<0.2	0.91	20	<10	110	<0.5	<2	3.06	<0.5	6	2	7	2.76	<10
L560166		6.72	<0.2	1.09	66	<10	110	<0.5	<2	2.73	<0.5	6	3	20	2.60	<10
L560167		6.08	0.2	1.16	42	<10	60	<0.5	<2	2.67	<0.5	7	4	13	2.87	<10
L560168		6.10	0.3	0.95	69	<10	90	<0.5	<2	2.89	<0.5	6	2	16	2.67	<10
L560169		8.48	<0.2	1.17	46	<10	220	<0.5	<2	2.87	<0.5	7	3	7	2.51	<10
L560170		6.73	<0.2	1.20	26	<10	330	<0.5	<2	3.36	<0.5	6	2	11	2.59	<10
L560171		6.96	0.2	1.10	28	<10	160	<0.5	<2	2.88	<0.5	6	2	6	2.46	<10
L560172		6.77	<0.2	1.12	31	<10	260	<0.5	<2	3.13	<0.5	6	2	8	2.43	<10
L560173		1.66	0.3	0.67	40	<10	140	<0.5	<2	6.22	<0.5	4	1	8	2.07	<10
L560174		3.07	<0.2	1.07	32	<10	260	<0.5	<2	3.53	<0.5	5	2	9	2.24	<10
L560175		4.00	0.2	1.08	31	<10	150	<0.5	<2	3.42	<0.5	5	2	9	2.20	<10
L560176		0.85	<0.2	0.03	<2	<10	10	<0.5	<2	>25.0	<0.5	<1	<1	2	0.04	<10
L560177		0.09	80.5	1.58	458	<10	40	<0.5	9	2.01	54.4	27	74	>10000	6.05	10
L560178		5.72	0.2	1.20	35	<10	360	<0.5	<2	3.32	<0.5	6	3	153	2.49	<10

ALS Canada Ltd.
2103 Dollarton Hwy
North Vancouver BC V7H 0A7
Phone: 604 984 0221 Fax: 604 984 0218 www.alsglobal.com

To: **EQUITY EXPLORATION CONSULTANTS LTD.**
SUITE 200, 900 WEST HASTINGS STREET
VANCOUVER BC V6C 1E5

Finalized Date: 5-SEP-2011
Account: EIABRX

Project: Thorn

CERTIFICATE OF ANALYSIS WH11143166

Sample Description	Method / Analyte / Units / LOR	ME-ICP41 Hg ppm 1	ME-ICP41 K % 0.01	ME-ICP41 La ppm 10	ME-ICP41 Mg % 0.01	ME-ICP41 Mn ppm 5	ME-ICP41 Mo ppm 1	ME-ICP41 Na % 0.01	ME-ICP41 Ni ppm 1	ME-ICP41 P ppm 10	ME-ICP41 Pb ppm 2	ME-ICP41 S % 0.01	ME-ICP41 Sb ppm 2	ME-ICP41 Sc ppm 1	ME-ICP41 Sr ppm 1	ME-ICP41 Th ppm 20
L560139		<1	0.01	<10	<0.01	32	<1	<0.01	2	20	299	4.13	106	<1	31	<20
L560140		<1	0.01	<10	<0.01	30	1	<0.01	1	20	653	4.15	266	<1	41	<20
L560141		<1	0.01	<10	<0.01	30	1	<0.01	1	40	1215	2.89	395	<1	25	<20
L560142		<1	0.01	<10	<0.01	31	1	<0.01	2	20	145	3.15	22	<1	30	<20
L560143		<1	<0.01	<10	<0.01	19	1	<0.01	1	20	79	2.43	7	<1	28	<20
L560144		<1	<0.01	<10	<0.01	25	1	<0.01	1	30	165	4.86	285	<1	27	<20
L560145		<1	0.01	<10	<0.01	22	1	<0.01	2	30	88	2.86	34	<1	27	<20
L560146		<1	0.01	<10	<0.01	21	1	<0.01	1	30	111	3.46	33	<1	21	<20
L560147		<1	0.01	<10	<0.01	26	1	<0.01	1	130	147	3.89	108	<1	44	<20
L560148		<1	0.03	<10	0.01	23	1	<0.01	1	230	267	3.71	114	1	42	<20
L560149		<1	0.01	<10	0.01	29	2	<0.01	4	110	166	3.73	42	1	21	<20
L560150		<1	0.01	<10	<0.01	29	<1	<0.01	2	100	347	4.84	340	<1	24	<20
L560151		<1	0.01	<10	<0.01	29	1	<0.01	1	110	188	3.64	84	1	31	<20
L560152		<1	0.01	<10	<0.01	24	<1	<0.01	1	150	115	4.27	39	<1	53	<20
L560153		<1	0.02	<10	<0.01	24	<1	0.01	2	270	19	3.28	3	<1	42	<20
L560154		<1	<0.01	<10	1.92	28	<1	0.01	<1	60	<2	0.07	<2	<1	4930	20
L560155		<1	0.54	10	0.68	483	174	0.04	21	870	2170	2.43	63	7	41	<20
L560156		1	0.07	<10	0.01	31	1	0.02	2	680	95	3.24	2	1	138	<20
L560157		<1	0.21	10	0.05	259	<1	0.03	1	760	387	2.74	<2	1	431	<20
L560158		<1	0.22	20	0.90	5240	<1	0.02	<1	770	729	0.87	3	1	2130	<20
L560159		<1	0.24	20	0.61	2620	1	0.03	<1	770	28	0.75	<2	2	365	<20
L560160		<1	0.25	20	0.50	1090	1	0.04	<1	790	19	1.84	<2	3	609	<20
L560161		<1	0.25	20	0.50	1010	1	0.04	1	820	39	2.55	<2	3	703	<20
L560162		<1	0.22	20	0.65	810	1	0.04	1	790	14	1.64	<2	3	679	<20
L560163		<1	0.22	20	0.65	787	1	0.04	<1	760	17	1.86	<2	2	361	<20
L560164		<1	0.19	20	0.55	912	1	0.03	<1	750	24	2.83	<2	2	337	<20
L560165		<1	0.24	20	0.59	1010	1	0.04	<1	770	20	2.67	<2	2	433	<20
L560166		<1	0.19	20	0.70	907	1	0.04	1	780	13	1.91	<2	2	357	<20
L560167		<1	0.23	20	0.77	929	1	0.05	2	820	31	2.36	<2	2	212	<20
L560168		<1	0.21	20	0.61	1420	1	0.03	1	790	31	2.15	<2	1	151	<20
L560169		<1	0.23	10	0.71	635	1	0.05	1	810	8	1.47	<2	3	266	<20
L560170		<1	0.22	20	0.68	708	1	0.04	1	790	12	1.28	<2	3	579	<20
L560171		<1	0.23	10	0.62	640	1	0.04	1	770	12	1.55	<2	2	1200	<20
L560172		<1	0.23	10	0.70	801	1	0.04	1	790	16	1.10	<2	2	314	<20
L560173		<1	0.20	10	0.80	1640	1	0.04	<1	640	18	1.06	<2	2	4800	<20
L560174		<1	0.20	10	0.60	794	1	0.04	<1	740	25	0.99	<2	3	1580	<20
L560175		<1	0.22	10	0.58	774	1	0.04	<1	740	23	1.03	<2	3	2880	<20
L560176		<1	<0.01	<10	2.00	29	<1	<0.01	<1	50	<2	0.06	<2	<1	5090	20
L560177		2	0.36	10	1.40	757	1265	0.08	228	1210	7790	4.32	74	7	215	<20
L560178		<1	0.22	20	0.71	756	3	0.05	2	790	33	0.95	<2	3	256	<20

ALS Canada Ltd.

2103 Dollarton Hwy
North Vancouver BC V7H 0A7
Phone: 604 984 0221 Fax: 604 984 0218 www.alsglobal.com

To: **EQUITY EXPLORATION CONSULTANTS LTD.**
SUITE 200, 900 WEST HASTINGS STREET
VANCOUVER BC V6C 1E5

Finalized Date: 5-SEP-2011
Account: EIABRX

Project: Thorn

CERTIFICATE OF ANALYSIS WH11143166

Sample Description	Method / Analyte / Units / LOR	ME-ICP41 Ti % 0.01	ME-ICP41 Tl ppm 10	ME-ICP41 U ppm 10	ME-ICP41 V ppm 1	ME-ICP41 W ppm 10	ME-ICP41 Zn ppm 2	Au-AA25 Au ppm 0.01	Cu-AA46 Cu % 0.001	Zn-AA46 Zn % 0.001
L560139		<0.01	<10	<10	3	<10	502	0.55		
L560140		<0.01	<10	<10	3	<10	1005	0.70		
L560141		<0.01	<10	<10	3	<10	435	0.45		
L560142		<0.01	<10	<10	3	<10	438	0.18		
L560143		<0.01	<10	<10	2	<10	80	0.04		
L560144		<0.01	<10	<10	3	<10	229	0.70		
L560145		<0.01	<10	<10	4	<10	412	0.06		
L560146		<0.01	<10	<10	4	<10	197	0.11		
L560147		<0.01	<10	<10	4	<10	1740	0.16		
L560148		<0.01	<10	<10	3	<10	1340	0.21		
L560149		<0.01	<10	<10	5	<10	127	0.10		
L560150		<0.01	<10	10	2	<10	363	0.66		
L560151		<0.01	<10	<10	3	<10	195	0.20		
L560152		<0.01	<10	<10	2	<10	146	0.27		
L560153		<0.01	<10	<10	4	<10	39	0.12		
L560154		<0.01	<10	20	<1	<10	<2	0.01		
L560155		0.09	<10	<10	87	10	2550	0.36		
L560156		<0.01	<10	<10	4	10	4820	0.29		
L560157		<0.01	<10	<10	6	<10	518	0.10		
L560158		<0.01	<10	<10	12	<10	422	<0.01		
L560159		<0.01	<10	<10	14	<10	153	<0.01		
L560160		<0.01	<10	<10	13	<10	152	<0.01		
L560161		<0.01	<10	<10	13	<10	416	<0.01		
L560162		<0.01	<10	<10	21	<10	144	<0.01		
L560163		<0.01	<10	<10	21	<10	87	<0.01		
L560164		<0.01	<10	<10	18	<10	61	<0.01		
L560165		<0.01	<10	<10	17	<10	54	<0.01		
L560166		<0.01	<10	<10	27	<10	59	0.01		
L560167		<0.01	<10	<10	28	<10	117	0.01		
L560168		<0.01	<10	<10	21	<10	263	0.01		
L560169		<0.01	<10	<10	25	<10	60	<0.01		
L560170		<0.01	<10	<10	22	<10	70	<0.01		
L560171		<0.01	<10	<10	20	<10	80	<0.01		
L560172		<0.01	<10	<10	20	<10	77	<0.01		
L560173		<0.01	<10	<10	12	<10	42	<0.01		
L560174		<0.01	<10	<10	19	<10	66	<0.01		
L560175		<0.01	<10	<10	19	<10	65	<0.01		
L560176		<0.01	<10	<10	<1	<10	2	<0.01		
L560177		0.10	<10	<10	73	20	8700	1.26	2.53	
L560178		<0.01	<10	<10	24	<10	118	<0.01		

ALS Canada Ltd.

2103 Dollarton Hwy
North Vancouver BC V7H 0A7
Phone: 604 984 0221 Fax: 604 984 0218 www.alsglobal.com

To: **EQUITY EXPLORATION CONSULTANTS LTD.**
SUITE 200, 900 WEST HASTINGS STREET
VANCOUVER BC V6C 1E5

Finalized Date: 5-SEP-2011
Account: EIABRX

Project: Thorn

CERTIFICATE OF ANALYSIS WH11143166

Sample Description	Method / Analyte / Units / LOR	WEI-21 Recvd Wt. kg 0.02	ME-ICP41 Ag ppm 0.2	ME-ICP41 Al % 0.01	ME-ICP41 As ppm 2	ME-ICP41 B ppm 10	ME-ICP41 Ba ppm 10	ME-ICP41 Be ppm 0.5	ME-ICP41 Bi ppm 2	ME-ICP41 Ca % 0.01	ME-ICP41 Cd ppm 0.5	ME-ICP41 Co ppm 1	ME-ICP41 Cr ppm 1	ME-ICP41 Cu ppm 1	ME-ICP41 Fe % 0.01	ME-ICP41 Ga ppm 10
L560179		7.10	0.2	1.22	10	<10	840	<0.5	<2	3.13	<0.5	6	3	15	2.39	<10
L560180		7.62	<0.2	1.27	16	<10	670	<0.5	<2	2.98	<0.5	6	3	15	2.40	<10
L560181		6.11	0.2	1.27	56	<10	270	<0.5	<2	3.63	<0.5	7	3	11	2.64	<10
L560182		7.44	0.2	1.13	39	<10	320	<0.5	<2	3.88	<0.5	6	2	9	2.40	<10
L560183		7.68	<0.2	1.10	50	<10	190	<0.5	<2	3.64	<0.5	6	2	12	2.49	<10
L560184		3.18	<0.2	1.19	49	<10	170	<0.5	<2	4.05	<0.5	8	3	16	2.67	<10
L560185		2.80	<0.2	0.63	92	<10	110	<0.5	<2	3.53	<0.5	9	2	15	3.04	<10
L560186		2.77	0.2	0.72	88	<10	40	<0.5	<2	2.88	<0.5	8	2	19	2.98	<10
L560187		2.79	1.6	0.57	169	<10	40	0.5	2	1.66	2.4	9	2	37	3.31	<10
L560188		1.95	1.4	0.30	240	<10	60	<0.5	6	0.14	0.5	11	2	33	4.00	<10
L560189		2.47	1.4	0.38	228	<10	60	<0.5	4	0.21	0.5	12	2	36	3.63	<10
L560190		3.34	14.1	0.46	290	<10	50	<0.5	14	0.27	32.9	11	1	401	4.78	<10
L560191		2.80	8.0	0.59	271	<10	70	<0.5	4	0.30	47.8	11	1	132	3.77	<10
L560192		2.79	6.2	0.56	290	<10	50	0.5	3	0.50	7.5	9	1	126	3.63	<10
L560193		2.83	1.1	1.43	234	<10	130	0.6	<2	3.20	<0.5	8	2	17	2.77	<10
L560194		3.04	0.2	1.19	145	<10	110	<0.5	<2	4.78	<0.5	8	1	15	2.65	<10
L560195		2.97	<0.2	0.86	107	<10	90	<0.5	<2	4.44	<0.5	7	1	13	2.58	<10
L560196		2.58	<0.2	0.83	133	<10	110	<0.5	<2	3.84	<0.5	8	1	19	2.43	<10
L560197		0.75	<0.2	0.06	2	<10	10	<0.5	<2	>25.0	<0.5	2	<1	<1	0.05	<10
L560198		0.09	52.4	1.15	97	<10	60	<0.5	3	0.54	21.7	17	31	4340	4.77	10
L560199		3.09	0.3	1.41	234	<10	100	<0.5	<2	4.99	<0.5	9	2	53	3.29	<10
L560200		3.37	0.4	1.88	210	<10	130	0.7	<2	4.92	<0.5	8	2	40	3.07	<10
L560201		2.88	0.2	0.89	185	<10	110	0.6	<2	3.88	<0.5	6	1	11	2.68	<10
L560202		2.92	3.3	0.54	276	<10	50	<0.5	<2	2.07	29.7	7	1	39	2.49	<10
L560203		2.53	7.8	0.45	256	<10	60	<0.5	<2	1.36	113.5	7	1	58	2.88	<10
L560204		2.70	4.6	0.43	276	<10	90	<0.5	<2	2.05	38.5	7	1	52	2.85	<10
L560205		3.00	0.3	0.66	208	<10	100	<0.5	<2	3.26	<0.5	6	1	12	2.60	<10
L560206		2.83	<0.2	1.24	231	<10	130	0.5	<2	4.19	<0.5	7	2	14	2.63	<10
L560207		2.43	<0.2	1.50	213	<10	160	0.6	<2	3.91	<0.5	8	2	14	2.72	<10
L560208		3.00	0.2	1.63	207	<10	190	0.7	<2	4.91	<0.5	7	2	13	2.95	<10
L560209		3.09	0.3	1.20	175	<10	140	0.5	<2	3.79	<0.5	8	2	17	2.77	<10
L560210		2.63	0.3	1.08	180	<10	110	0.5	<2	3.22	<0.5	8	2	20	2.69	<10
L560211		3.37	0.4	0.54	247	<10	100	<0.5	<2	3.38	0.9	6	<1	11	2.57	<10
L560212		4.08	0.9	0.55	1580	<10	110	<0.5	<2	2.66	1.3	9	1	20	2.82	<10
L560213		7.48	<0.2	1.17	459	<10	140	<0.5	<2	4.36	<0.5	8	3	16	2.69	<10
L560214		7.28	<0.2	1.20	104	<10	150	<0.5	<2	3.73	<0.5	8	2	14	3.00	<10
L560215		7.57	<0.2	1.19	82	<10	150	<0.5	<2	3.93	<0.5	9	2	19	2.87	<10
L560216		7.18	<0.2	1.14	94	<10	180	<0.5	<2	4.98	<0.5	9	2	19	2.96	<10
L560217		4.09	<0.2	1.34	96	<10	140	<0.5	<2	4.29	<0.5	9	2	19	2.60	<10
L560218		<0.02	<0.2	1.34	94	<10	150	0.5	<2	4.27	<0.5	9	2	19	2.52	<10

ALS Canada Ltd.
2103 Dollarton Hwy
North Vancouver BC V7H 0A7
Phone: 604 984 0221 Fax: 604 984 0218 www.alsglobal.com

To: **EQUITY EXPLORATION CONSULTANTS LTD.**
SUITE 200, 900 WEST HASTINGS STREET
VANCOUVER BC V6C 1E5

Finalized Date: 5-SEP-2011
Account: EIABRX

Project: Thorn

CERTIFICATE OF ANALYSIS WH11143166

Sample Description	Method / Analyte / Units / LOR	ME-ICP41 Hg ppm 1	ME-ICP41 K % 0.01	ME-ICP41 La ppm 10	ME-ICP41 Mg % 0.01	ME-ICP41 Mn ppm 5	ME-ICP41 Mo ppm 1	ME-ICP41 Na % 0.01	ME-ICP41 Ni ppm 1	ME-ICP41 P ppm 10	ME-ICP41 Pb ppm 2	ME-ICP41 S % 0.01	ME-ICP41 Sb ppm 2	ME-ICP41 Sc ppm 1	ME-ICP41 Sr ppm 1	ME-ICP41 Th ppm 20
L560179		<1	0.24	20	0.64	827	1	0.04	1	800	16	0.33	<2	3	411	<20
L560180		<1	0.23	20	0.69	812	1	0.05	1	830	13	0.29	<2	3	394	<20
L560181		<1	0.22	10	0.89	876	1	0.04	1	790	27	1.29	<2	3	492	<20
L560182		<1	0.25	10	0.77	1010	1	0.04	<1	770	19	1.12	<2	3	605	<20
L560183		<1	0.23	10	0.65	1040	2	0.04	1	770	15	1.27	<2	3	455	<20
L560184		<1	0.22	20	0.61	1080	1	0.05	3	800	16	1.41	3	3	341	<20
L560185		<1	0.16	10	0.49	1380	1	0.03	5	730	34	3.09	4	2	222	<20
L560186		<1	0.20	10	0.93	2660	2	0.04	3	810	70	2.84	5	2	184	<20
L560187		<1	0.20	10	0.55	2710	1	0.05	5	860	349	3.38	10	2	161	<20
L560188		<1	0.08	<10	0.01	35	2	0.03	5	360	45	4.28	6	1	67	<20
L560189		<1	0.06	<10	0.02	34	2	0.05	5	550	41	3.87	5	1	97	<20
L560190		1	0.15	<10	0.01	32	2	0.07	5	820	914	5.28	127	1	95	<20
L560191		1	0.17	10	0.11	371	2	0.07	6	830	2360	4.24	35	1	102	<20
L560192		<1	0.17	10	0.16	900	<1	0.09	4	820	657	3.95	38	2	113	<20
L560193		<1	0.23	20	1.10	6050	<1	0.07	3	800	58	1.98	3	2	159	<20
L560194		<1	0.22	10	0.59	2600	<1	0.08	3	800	26	1.95	4	2	264	<20
L560195		<1	0.18	10	0.40	1535	<1	0.07	2	750	22	2.23	3	2	256	<20
L560196		<1	0.20	10	0.31	1205	<1	0.10	4	830	14	2.29	3	2	251	<20
L560197		<1	0.01	<10	2.07	32	<1	0.01	<1	60	<2	0.07	<2	<1	5280	20
L560198		<1	0.56	10	0.69	489	182	0.04	24	890	2190	2.53	69	7	40	<20
L560199		<1	0.26	10	0.89	2500	2	0.08	4	810	18	2.87	11	2	298	<20
L560200		<1	0.27	10	1.57	2880	1	0.07	3	780	20	2.66	10	2	309	<20
L560201		<1	0.22	20	1.30	3550	<1	0.08	1	740	20	2.27	3	2	186	<20
L560202		<1	0.21	20	0.61	4510	<1	0.07	1	800	1835	2.77	10	2	113	<20
L560203		2	0.18	10	0.35	6260	<1	0.07	2	740	4240	3.88	14	1	91	<20
L560204		2	0.20	10	0.59	10700	1	0.06	2	760	2280	3.42	16	2	100	<20
L560205		<1	0.22	10	0.80	3630	<1	0.07	2	780	32	2.65	4	2	156	<20
L560206		<1	0.25	10	0.77	2750	<1	0.07	3	790	17	2.53	4	2	245	<20
L560207		<1	0.25	10	1.25	2740	<1	0.07	2	780	15	2.42	3	2	261	<20
L560208		<1	0.23	10	1.50	3050	<1	0.06	2	750	17	2.55	3	2	306	<20
L560209		<1	0.21	10	1.09	2710	<1	0.07	3	760	13	2.64	4	2	232	<20
L560210		<1	0.22	10	0.90	2850	<1	0.08	2	820	20	2.56	5	3	188	<20
L560211		1	0.22	10	0.94	10750	<1	0.07	1	660	98	2.61	3	2	180	<20
L560212		<1	0.22	10	0.36	5530	1	0.09	3	690	203	2.96	5	2	182	<20
L560213		<1	0.22	10	0.59	1895	<1	0.08	4	800	11	1.78	5	3	289	<20
L560214		<1	0.24	10	1.06	2450	<1	0.07	3	780	16	2.74	4	3	199	<20
L560215		<1	0.23	10	0.84	1565	<1	0.08	3	840	12	2.37	5	2	270	<20
L560216		<1	0.25	10	0.85	1400	<1	0.10	4	870	17	2.19	5	3	314	<20
L560217		<1	0.25	20	0.64	1440	<1	0.10	4	900	17	1.36	3	3	285	<20
L560218		<1	0.25	20	0.63	1435	<1	0.10	3	900	17	1.33	3	3	287	<20

ALS Canada Ltd.

2103 Dollarton Hwy
North Vancouver BC V7H 0A7
Phone: 604 984 0221 Fax: 604 984 0218 www.alsglobal.com

To: **EQUITY EXPLORATION CONSULTANTS LTD.**
SUITE 200, 900 WEST HASTINGS STREET
VANCOUVER BC V6C 1E5

Finalized Date: 5-SEP-2011
Account: EIABRX

Project: Thorn

CERTIFICATE OF ANALYSIS WH11143166

Sample Description	Method / Analyte / Units / LOR	ME-ICP41 Ti % 0.01	ME-ICP41 Tl ppm 10	ME-ICP41 U ppm 10	ME-ICP41 V ppm 1	ME-ICP41 W ppm 10	ME-ICP41 Zn ppm 2	Au-AA25 Au ppm 0.01	Cu-AA46 Cu % 0.001	Zn-AA46 Zn % 0.001
L560179		<0.01	<10	<10	26	<10	64	<0.01		
L560180		<0.01	<10	<10	26	<10	61	<0.01		
L560181		<0.01	<10	<10	23	<10	58	<0.01		
L560182		<0.01	<10	<10	17	<10	48	<0.01		
L560183		<0.01	<10	<10	16	<10	45	<0.01		
L560184		<0.01	<10	<10	19	<10	62	<0.01		
L560185		<0.01	<10	<10	9	<10	43	0.01		
L560186		<0.01	<10	<10	15	<10	67	0.01		
L560187		<0.01	<10	<10	17	<10	376	0.02		
L560188		<0.01	<10	<10	4	<10	48	0.09		
L560189		<0.01	<10	<10	4	<10	54	0.07		
L560190		<0.01	<10	<10	6	<10	3210	0.08		
L560191		<0.01	<10	<10	9	<10	5480	0.05		
L560192		<0.01	<10	<10	8	<10	1085	0.03		
L560193		<0.01	<10	<10	18	<10	93	0.03		
L560194		<0.01	<10	<10	15	<10	79	<0.01		
L560195		<0.01	<10	<10	10	<10	47	<0.01		
L560196		<0.01	<10	<10	10	<10	31	<0.01		
L560197		<0.01	<10	<10	1	<10	<2	<0.01		
L560198		0.09	<10	<10	85	<10	2630	0.32		
L560199		<0.01	<10	<10	20	<10	72	0.01		
L560200		<0.01	<10	<10	22	<10	58	0.01		
L560201		<0.01	<10	<10	14	<10	37	0.01		
L560202		<0.01	<10	<10	11	<10	3280	0.05		
L560203		<0.01	<10	<10	8	<10	>10000	0.17		1.200
L560204		<0.01	<10	<10	9	<10	4370	0.22		
L560205		<0.01	<10	<10	12	<10	53	0.01		
L560206		<0.01	<10	<10	15	<10	51	0.02		
L560207		<0.01	<10	<10	18	<10	55	0.01		
L560208		<0.01	<10	<10	19	<10	71	0.02		
L560209		<0.01	<10	<10	16	<10	82	0.02		
L560210		<0.01	<10	<10	15	<10	53	0.02		
L560211		<0.01	<10	<10	8	<10	223	0.38		
L560212		<0.01	<10	<10	10	<10	293	1.09		
L560213		<0.01	<10	<10	18	<10	60	<0.01		
L560214		<0.01	<10	<10	16	<10	70	0.09		
L560215		<0.01	<10	<10	18	<10	53	0.02		
L560216		<0.01	<10	<10	19	<10	68	0.01		
L560217		<0.01	<10	<10	19	<10	77	<0.01		
L560218		<0.01	<10	<10	19	<10	77	<0.01		

ALS Canada Ltd.

2103 Dollarton Hwy
North Vancouver BC V7H 0A7
Phone: 604 984 0221 Fax: 604 984 0218 www.alsglobal.com

To: **EQUITY EXPLORATION CONSULTANTS LTD.**
SUITE 200, 900 WEST HASTINGS STREET
VANCOUVER BC V6C 1E5

Finalized Date: 5-SEP-2011
Account: EIABRX

Project: Thorn

CERTIFICATE OF ANALYSIS WH11143166

Sample Description	Method / Analyte / Units / LOR	WEI-21 Recvd Wt. kg 0.02	ME-ICP41 Ag ppm 0.2	ME-ICP41 Al % 0.01	ME-ICP41 As ppm 2	ME-ICP41 B ppm 10	ME-ICP41 Ba ppm 10	ME-ICP41 Be ppm 0.5	ME-ICP41 Bi ppm 2	ME-ICP41 Ca % 0.01	ME-ICP41 Cd ppm 0.5	ME-ICP41 Co ppm 1	ME-ICP41 Cr ppm 1	ME-ICP41 Cu ppm 1	ME-ICP41 Fe % 0.01	ME-ICP41 Ga ppm 10
L560219		0.75	<0.2	0.07	<2	<10	10	<0.5	<2	>25.0	<0.5	2	<1	<1	0.05	<10
L560220		0.09	78.9	1.62	455	<10	30	<0.5	<2	2.00	53.2	28	73	>10000	6.19	10
L560221		7.14	0.4	1.41	131	<10	110	<0.5	<2	3.60	<0.5	7	3	19	2.66	<10
L560222		2.33	0.9	0.70	319	<10	110	<0.5	<2	2.97	<0.5	7	2	15	3.09	<10
L560223		2.69	24.0	0.43	386	<10	10	<0.5	8	0.29	35.8	8	1	279	3.63	<10
L560224		2.88	2.1	0.70	325	<10	30	<0.5	<2	1.34	1.4	8	2	18	3.09	<10
L560225		2.99	3.6	0.54	418	<10	30	<0.5	<2	1.08	11.2	7	2	30	2.99	<10
L560226		2.13	0.5	0.80	286	<10	90	<0.5	<2	3.72	<0.5	6	2	14	2.64	<10
L560227		7.13	0.4	1.26	217	<10	130	<0.5	<2	3.74	<0.5	7	3	14	2.65	<10
L560228		6.83	0.2	0.99	123	<10	120	<0.5	<2	4.64	<0.5	7	4	17	2.66	<10
L560229		7.56	0.3	0.92	168	<10	100	<0.5	<2	4.50	<0.5	7	5	18	2.75	<10
L560230		7.64	0.2	0.72	212	<10	120	<0.5	<2	3.77	<0.5	7	2	12	2.69	<10
L560231		6.38	0.3	0.76	194	<10	80	<0.5	<2	4.41	<0.5	7	2	16	2.61	<10
L560232		6.92	<0.2	0.93	126	<10	130	<0.5	<2	3.78	<0.5	7	2	18	2.76	<10
L560233		3.97	0.2	0.69	101	<10	130	<0.5	<2	3.85	<0.5	6	1	11	2.64	<10
L560234		7.17	0.2	0.69	139	<10	50	<0.5	<2	4.07	<0.5	6	1	10	2.76	<10
L560235		6.65	<0.2	0.47	74	<10	120	<0.5	<2	3.77	<0.5	6	1	12	2.56	<10
L560236		7.04	0.2	0.52	66	<10	80	<0.5	<2	3.77	<0.5	7	2	12	2.84	<10
L560237		6.89	0.2	0.52	62	<10	120	<0.5	<2	3.82	<0.5	6	2	13	2.57	<10
L560238		7.14	<0.2	0.63	35	<10	120	<0.5	<2	4.10	<0.5	7	2	12	2.58	<10
L560239		6.90	<0.2	0.70	58	<10	130	<0.5	<2	4.19	<0.5	6	2	10	2.60	<10
L560240		0.79	<0.2	0.04	<2	<10	<10	<0.5	<2	>25.0	<0.5	<1	<1	1	0.04	<10
L560241		0.08	54.3	1.10	97	<10	50	<0.5	2	0.57	21.4	16	31	4150	4.61	10
L560242		7.48	0.4	0.66	63	<10	60	<0.5	<2	3.27	<0.5	6	2	38	2.77	<10
L560243		4.49	0.6	3.23	84	<10	680	0.9	<2	4.85	0.5	23	58	32	5.63	10
L560244		2.46	2.2	0.55	270	<10	80	0.5	<2	2.20	22.2	8	1	18	2.92	<10
L560245		6.67	0.7	0.53	327	<10	90	<0.5	<2	2.47	0.7	8	2	26	3.08	<10
L560246		6.69	0.4	0.77	332	<10	110	<0.5	<2	3.18	<0.5	8	3	19	2.83	<10
L560247		7.11	0.9	0.59	423	<10	100	<0.5	<2	2.78	4.7	8	2	24	2.92	<10
L560248		7.25	0.2	0.80	307	<10	100	<0.5	<2	2.99	<0.5	8	3	18	3.05	<10
L560249		7.35	0.2	0.93	131	<10	90	<0.5	<2	3.34	<0.5	8	2	16	2.83	<10
L560250		4.20	0.6	0.81	202	<10	80	<0.5	<2	3.25	<0.5	9	2	22	2.95	<10
L560251		3.65	1.3	0.65	135	<10	40	<0.5	<2	1.64	1.4	7	1	16	3.22	<10
L560252		5.39	0.3	1.55	64	<10	140	<0.5	<2	4.29	<0.5	11	10	29	3.11	<10
L560253		4.24	0.5	0.78	121	<10	80	<0.5	<2	2.41	0.8	6	1	17	3.15	<10
L560254		1.36	0.5	1.46	60	<10	60	<0.5	<2	4.05	<0.5	12	8	33	2.76	<10
L560255		6.11	0.4	0.73	116	<10	80	<0.5	<2	2.54	<0.5	6	1	6	2.82	<10
L560256		7.62	0.3	0.79	175	<10	90	<0.5	<2	3.48	<0.5	5	1	6	2.71	<10
L560257		7.24	<0.2	0.81	105	<10	100	<0.5	<2	3.44	<0.5	5	1	6	2.63	<10
L560258		3.13	<0.2	1.13	82	<10	110	<0.5	<2	3.40	<0.5	5	1	7	2.77	<10

ALS Canada Ltd.

2103 Dollarton Hwy
North Vancouver BC V7H 0A7
Phone: 604 984 0221 Fax: 604 984 0218 www.alsglobal.com

To: **EQUITY EXPLORATION CONSULTANTS LTD.**
SUITE 200, 900 WEST HASTINGS STREET
VANCOUVER BC V6C 1E5

Finalized Date: 5-SEP-2011
Account: EIABRX

Project: Thorn

CERTIFICATE OF ANALYSIS WH11143166

Sample Description	Method / Analyte / Units / LOR	ME-ICP41 Hg ppm 1	ME-ICP41 K % 0.01	ME-ICP41 La ppm 10	ME-ICP41 Mg % 0.01	ME-ICP41 Mn ppm 5	ME-ICP41 Mo ppm 1	ME-ICP41 Na % 0.01	ME-ICP41 Ni ppm 1	ME-ICP41 P ppm 10	ME-ICP41 Pb ppm 2	ME-ICP41 S % 0.01	ME-ICP41 Sb ppm 2	ME-ICP41 Sc ppm 1	ME-ICP41 Sr ppm 1	ME-ICP41 Th ppm 20
L560219		<1	0.01	<10	2.16	30	<1	0.01	<1	50	<2	0.10	<2	<1	5320	20
L560220		3	0.37	10	1.40	745	1320	0.10	238	1220	7980	4.33	75	7	214	<20
L560221		<1	0.21	10	1.00	3220	1	0.07	7	770	28	1.54	2	2	211	<20
L560222		<1	0.22	20	0.98	4980	1	0.09	3	760	93	2.89	2	2	143	<20
L560223		<1	0.18	10	0.03	149	1	0.09	3	730	2080	3.94	75	1	96	<20
L560224		<1	0.19	10	0.58	5390	1	0.09	3	810	427	2.84	4	2	119	<20
L560225		<1	0.23	20	0.27	5300	1	0.08	3	790	923	3.11	7	2	92	<20
L560226		<1	0.22	10	1.22	5480	<1	0.08	2	720	33	2.37	3	2	154	<20
L560227		<1	0.22	20	1.09	3830	1	0.07	2	800	29	1.78	4	2	195	<20
L560228		<1	0.20	10	0.54	1645	1	0.08	3	770	12	1.88	2	2	285	<20
L560229		<1	0.20	10	0.54	1645	1	0.08	3	780	14	1.98	2	2	267	<20
L560230		<1	0.21	10	0.78	2110	1	0.08	2	760	18	2.22	<2	1	201	<20
L560231		<1	0.21	10	0.54	1235	1	0.08	2	800	9	2.04	3	2	268	<20
L560232		<1	0.21	10	0.96	916	2	0.08	1	760	21	2.28	4	2	214	<20
L560233		<1	0.21	10	0.86	1180	1	0.07	1	720	16	2.26	3	2	241	<20
L560234		<1	0.23	10	1.12	2590	1	0.07	1	720	23	2.49	4	1	228	<20
L560235		<1	0.21	10	0.59	1080	1	0.08	2	770	12	2.27	3	2	222	<20
L560236		<1	0.20	10	1.13	1675	1	0.08	1	720	38	2.41	3	2	192	<20
L560237		<1	0.20	10	0.91	1185	1	0.08	1	730	15	2.22	2	2	261	<20
L560238		<1	0.21	10	0.55	955	1	0.08	2	740	13	2.08	3	2	289	<20
L560239		<1	0.20	10	0.58	1095	1	0.08	1	730	15	2.09	2	2	297	<20
L560240		<1	0.01	<10	1.78	33	<1	0.01	<1	50	<2	0.07	<2	<1	5430	20
L560241		<1	0.53	10	0.67	478	169	0.04	21	850	2150	2.36	65	7	40	<20
L560242		<1	0.23	10	0.72	2670	2	0.08	1	770	30	2.50	6	2	200	<20
L560243		<1	0.11	30	3.08	2420	1	0.26	70	3170	62	0.54	11	12	373	<20
L560244		<1	0.21	10	0.67	3640	1	0.10	4	860	917	3.07	4	2	175	<20
L560245		<1	0.21	10	0.82	8840	1	0.09	3	850	86	3.20	8	2	141	<20
L560246		<1	0.24	10	1.30	4580	1	0.09	3	840	19	2.47	5	2	132	<20
L560247		<1	0.23	20	0.94	4430	1	0.09	3	800	252	3.00	5	2	137	<20
L560248		<1	0.23	10	1.25	3380	1	0.08	4	810	18	2.99	4	2	127	<20
L560249		<1	0.20	10	1.10	2160	1	0.07	3	770	20	2.86	4	2	170	<20
L560250		<1	0.21	10	1.04	4230	2	0.08	5	820	19	3.03	5	2	118	<20
L560251		<1	0.24	10	0.41	3460	1	0.08	2	810	316	3.44	4	2	98	<20
L560252		<1	0.26	20	1.13	1320	2	0.10	12	1300	28	1.96	6	4	286	<20
L560253		<1	0.23	10	0.67	1490	<1	0.07	1	730	42	3.23	4	1	108	<20
L560254		<1	0.20	10	1.24	1370	2	0.14	13	1310	34	2.45	10	3	228	<20
L560255		<1	0.23	10	0.40	789	<1	0.07	<1	710	19	3.02	2	1	145	<20
L560256		<1	0.20	10	0.52	1105	<1	0.09	<1	720	18	2.87	<2	1	196	<20
L560257		<1	0.18	10	0.51	1245	<1	0.09	2	750	27	2.80	<2	1	195	<20
L560258		<1	0.21	10	0.96	1345	1	0.09	1	730	29	2.70	<2	1	191	<20

ALS Canada Ltd.

2103 Dollarton Hwy
North Vancouver BC V7H 0A7
Phone: 604 984 0221 Fax: 604 984 0218 www.alsglobal.com

To: **EQUITY EXPLORATION CONSULTANTS LTD.**
SUITE 200, 900 WEST HASTINGS STREET
VANCOUVER BC V6C 1E5

Finalized Date: 5-SEP-2011
Account: EIABRX

Project: Thorn

CERTIFICATE OF ANALYSIS WH11143166

Sample Description	Method / Analyte / Units / LOR	ME-ICP41 Ti % 0.01	ME-ICP41 Tl ppm 10	ME-ICP41 U ppm 10	ME-ICP41 V ppm 1	ME-ICP41 W ppm 10	ME-ICP41 Zn ppm 2	Au-AA25 Au ppm 0.01	Cu-AA46 Cu % 0.001	Zn-AA46 Zn % 0.001
L560219		<0.01	<10	<10	<1	<10	<2	<0.01		
L560220		0.10	<10	<10	74	10	8600	1.33	2.54	
L560221		<0.01	<10	<10	17	<10	94	<0.01		
L560222		<0.01	<10	<10	16	<10	62	0.05		
L560223		<0.01	<10	<10	6	<10	3850	0.59		
L560224		<0.01	<10	<10	15	<10	253	0.04		
L560225		<0.01	<10	<10	10	<10	1690	0.31		
L560226		<0.01	<10	<10	15	<10	57	0.04		
L560227		<0.01	<10	<10	18	<10	116	0.02		
L560228		<0.01	<10	<10	16	<10	61	0.01		
L560229		<0.01	<10	<10	16	<10	63	<0.01		
L560230		<0.01	<10	<10	11	<10	50	0.01		
L560231		<0.01	<10	<10	14	<10	54	<0.01		
L560232		<0.01	<10	<10	17	<10	47	<0.01		
L560233		<0.01	<10	<10	12	<10	50	<0.01		
L560234		<0.01	<10	<10	11	<10	57	<0.01		
L560235		<0.01	<10	<10	10	<10	45	<0.01		
L560236		<0.01	<10	<10	12	<10	101	<0.01		
L560237		<0.01	<10	<10	13	<10	54	<0.01		
L560238		<0.01	<10	<10	13	<10	56	<0.01		
L560239		<0.01	<10	<10	12	<10	60	<0.01		
L560240		<0.01	<10	20	<1	<10	2	<0.01		
L560241		0.08	<10	<10	85	10	2520	0.33		
L560242		<0.01	<10	<10	12	<10	68	<0.01		
L560243		0.09	<10	<10	142	<10	170	<0.01		
L560244		<0.01	<10	<10	10	<10	2700	1.37		
L560245		<0.01	<10	<10	15	<10	176	0.06		
L560246		<0.01	<10	<10	18	<10	52	0.03		
L560247		<0.01	<10	<10	15	<10	903	0.39		
L560248		<0.01	<10	<10	14	<10	42	0.16		
L560249		<0.01	<10	<10	15	<10	48	<0.01		
L560250		<0.01	<10	<10	14	<10	54	0.01		
L560251		<0.01	<10	<10	9	<10	604	0.03		
L560252		<0.01	<10	<10	25	<10	69	<0.01		
L560253		<0.01	<10	<10	6	<10	130	0.02		
L560254		<0.01	<10	<10	19	<10	85	<0.01		
L560255		<0.01	<10	<10	6	<10	24	0.01		
L560256		<0.01	<10	<10	8	<10	49	<0.01		
L560257		<0.01	<10	<10	9	<10	173	<0.01		
L560258		<0.01	<10	<10	12	<10	89	<0.01		

ALS Canada Ltd.

2103 Dollarton Hwy
North Vancouver BC V7H 0A7
Phone: 604 984 0221 Fax: 604 984 0218 www.alsglobal.com

To: **EQUITY EXPLORATION CONSULTANTS LTD.**
SUITE 200, 900 WEST HASTINGS STREET
VANCOUVER BC V6C 1E5

Finalized Date: 5-SEP-2011
Account: EIABRX

Project: Thorn

CERTIFICATE OF ANALYSIS WH11143166

Sample Description	Method / Analyte / Units / LOR	WEI-21 Recvd Wt. kg 0.02	ME-ICP41 Ag ppm 0.2	ME-ICP41 Al % 0.01	ME-ICP41 As ppm 2	ME-ICP41 B ppm 10	ME-ICP41 Ba ppm 10	ME-ICP41 Be ppm 0.5	ME-ICP41 Bi ppm 2	ME-ICP41 Ca % 0.01	ME-ICP41 Cd ppm 0.5	ME-ICP41 Co ppm 1	ME-ICP41 Cr ppm 1	ME-ICP41 Cu ppm 1	ME-ICP41 Fe % 0.01	ME-ICP41 Ga ppm 10
L560259		4.21	0.2	1.62	41	<10	80	<0.5	<2	5.03	<0.5	10	11	29	2.83	<10
L560260		2.74	<0.2	0.79	116	<10	120	<0.5	<2	4.45	<0.5	4	1	9	2.73	<10
L560261		1.90	<0.2	0.83	123	<10	100	<0.5	<2	3.98	<0.5	5	1	9	2.74	<10
L560262		0.93	<0.2	0.05	2	<10	10	<0.5	<2	>25.0	<0.5	1	<1	<1	0.04	<10
L560263		0.09	82.8	1.59	451	<10	30	<0.5	12	2.01	53.7	28	75	>10000	6.05	<10
L560264		6.59	<0.2	0.72	87	<10	90	<0.5	<2	3.03	<0.5	7	15	12	2.77	<10
L560265		4.95	0.2	0.65	116	<10	110	<0.5	<2	2.81	<0.5	6	3	25	2.85	<10
L560266		5.95	0.5	0.71	271	<10	40	<0.5	<2	2.23	1.0	7	1	26	3.02	<10
L560267		4.78	1.0	0.52	168	<10	90	<0.5	<2	1.79	1.6	7	<1	29	3.04	<10
L560268		4.84	1.0	0.61	96	<10	40	<0.5	<2	1.29	2.0	8	1	21	3.27	<10
L560269		6.20	0.9	0.78	245	<10	80	<0.5	<2	2.60	<0.5	7	1	29	3.07	<10
L560270		6.35	0.5	0.89	171	<10	110	<0.5	<2	2.74	0.5	8	1	21	2.71	<10
L560271		5.89	0.6	0.95	130	<10	50	<0.5	<2	2.77	0.6	8	1	18	3.21	<10
L560272		5.58	0.5	1.04	147	<10	120	<0.5	<2	3.39	<0.5	7	1	22	2.98	<10
L560273		6.49	<0.2	1.08	176	<10	70	<0.5	<2	4.74	<0.5	8	1	28	2.87	<10
L560274		2.70	0.4	0.65	55	<10	50	<0.5	<2	3.32	<0.5	6	1	12	2.75	<10
L560275		2.78	0.4	0.76	51	<10	40	<0.5	<2	3.70	0.5	6	1	22	2.75	<10
L560276		2.98	0.4	0.73	76	<10	100	<0.5	<2	3.41	<0.5	7	1	23	2.76	<10
L560277		1.61	0.3	0.75	120	<10	90	<0.5	<2	3.22	<0.5	5	1	12	2.86	<10
L560278		5.55	0.2	0.88	132	<10	110	<0.5	<2	2.95	<0.5	5	2	10	2.86	<10
L560279		5.79	<0.2	0.76	112	<10	100	<0.5	<2	2.59	<0.5	6	1	17	2.70	<10
L560280		1.93	0.3	1.04	79	<10	50	<0.5	<2	2.72	<0.5	7	2	41	3.00	<10
L560281		5.93	<0.2	0.99	99	<10	130	<0.5	<2	2.86	<0.5	5	2	14	2.68	<10
L560282		5.45	0.2	0.89	94	<10	80	<0.5	<2	3.04	<0.5	5	2	11	2.55	<10
L560283		0.84	<0.2	0.05	<2	<10	10	<0.5	<2	>25.0	<0.5	1	<1	<1	0.04	<10
L560284		0.09	52.6	1.10	94	<10	60	<0.5	<2	0.54	20.9	15	31	4280	4.46	10
L560285		5.73	0.2	0.82	96	<10	90	<0.5	<2	2.81	<0.5	7	3	15	2.61	<10
L560286		5.90	0.2	0.96	82	<10	80	<0.5	<2	3.04	<0.5	5	1	10	2.65	<10
L560287		5.77	0.2	0.89	89	<10	90	<0.5	<2	3.08	<0.5	5	2	12	2.79	<10
L560288		5.53	<0.2	0.86	86	<10	120	<0.5	<2	3.35	<0.5	6	2	15	2.78	<10
L560289		5.66	0.2	0.74	105	<10	100	<0.5	<2	2.91	<0.5	6	1	22	2.95	<10
L560290		5.27	0.2	0.82	100	<10	110	<0.5	<2	3.16	<0.5	5	1	13	2.72	<10
L560291		3.86	0.4	0.70	83	<10	80	<0.5	<2	2.61	<0.5	6	<1	18	2.98	<10
L560292		1.87	0.2	2.26	33	<10	440	0.6	<2	3.76	<0.5	17	66	26	4.05	10
L560293		2.62	0.9	0.63	80	<10	60	<0.5	<2	1.90	6.5	6	1	14	2.76	<10
L560294		2.98	0.3	0.91	81	<10	100	<0.5	<2	2.60	<0.5	6	1	8	2.87	<10
L560295		2.61	0.3	0.63	79	<10	60	<0.5	<2	4.07	<0.5	5	1	7	2.66	<10
L560296		2.77	0.3	0.59	112	<10	40	<0.5	<2	2.67	<0.5	5	1	11	2.94	<10
L560297		3.23	0.5	0.61	130	<10	40	<0.5	<2	3.10	<0.5	5	1	12	3.37	<10
L560298		2.80	0.3	0.72	79	<10	50	<0.5	<2	3.58	<0.5	5	1	17	2.80	<10

ALS Canada Ltd.
2103 Dollarton Hwy
North Vancouver BC V7H 0A7
Phone: 604 984 0221 Fax: 604 984 0218 www.alsglobal.com

To: **EQUITY EXPLORATION CONSULTANTS LTD.**
SUITE 200, 900 WEST HASTINGS STREET
VANCOUVER BC V6C 1E5

Finalized Date: 5-SEP-2011
Account: EIABRX

Project: Thorn

CERTIFICATE OF ANALYSIS WH11143166

Sample Description	Method	ME-ICP41	ME-ICP41	ME-ICP41	ME-ICP41	ME-ICP41	ME-ICP41	ME-ICP41	ME-ICP41	ME-ICP41	ME-ICP41	ME-ICP41	ME-ICP41	ME-ICP41	ME-ICP41	ME-ICP41
	Analyte	Hg	K	La	Mg	Mn	Mo	Na	Ni	P	Pb	S	Sb	Sc	Sr	Th
	Units	ppm	%	ppm	%	ppm	ppm	%	ppm	ppm	ppm	%	ppm	ppm	ppm	ppm
	LOR	1	0.01	10	0.01	5	1	0.01	1	10	2	0.01	2	1	1	20
L560259		<1	0.18	20	1.13	1200	2	0.10	13	1250	26	1.74	9	3	330	<20
L560260		<1	0.19	10	0.60	1790	1	0.08	2	720	23	2.96	2	1	200	<20
L560261		<1	0.20	10	0.59	1685	4	0.09	2	730	23	2.98	<2	1	187	<20
L560262		<1	<0.01	<10	1.86	34	<1	0.01	1	50	<2	0.09	<2	<1	4940	20
L560263		2	0.35	10	1.37	759	1285	0.10	232	1230	7810	4.26	74	7	205	<20
L560264		<1	0.24	10	0.40	1435	2	0.11	13	680	28	3.38	<2	1	147	<20
L560265		<1	0.25	10	0.27	1720	2	0.07	7	730	32	3.23	5	1	111	<20
L560266		<1	0.23	10	0.69	4330	2	0.09	3	850	54	3.21	6	2	81	<20
L560267		<1	0.22	10	0.50	6080	2	0.07	3	830	206	3.37	7	2	56	<20
L560268		<1	0.23	10	0.39	3330	2	0.07	3	910	427	3.72	4	1	54	<20
L560269		<1	0.22	10	0.85	4960	1	0.09	3	870	32	3.14	6	2	90	<20
L560270		<1	0.23	20	0.93	5870	1	0.13	3	930	53	2.50	5	3	100	<20
L560271		<1	0.28	10	0.83	5860	1	0.09	2	850	119	3.53	3	2	333	<20
L560272		<1	0.21	10	0.75	2900	1	0.09	3	880	44	3.07	6	2	443	<20
L560273		<1	0.22	10	0.61	2240	1	0.09	3	860	17	2.80	8	2	617	<20
L560274		<1	0.21	20	0.34	2310	1	0.08	2	780	55	3.18	4	1	248	<20
L560275		<1	0.20	10	0.38	1730	1	0.07	2	770	51	3.23	8	1	653	<20
L560276		<1	0.18	10	0.39	1450	1	0.07	3	780	26	3.15	7	1	197	<20
L560277		<1	0.18	10	0.40	1310	<1	0.08	1	720	33	3.26	3	1	177	<20
L560278		<1	0.20	10	0.48	1045	<1	0.08	1	740	22	3.17	<2	1	179	<20
L560279		<1	0.16	10	0.39	590	<1	0.08	1	780	16	3.00	<2	1	161	<20
L560280		<1	0.18	10	0.87	761	4	0.07	3	830	18	3.19	10	1	501	<20
L560281		<1	0.21	20	0.51	659	<1	0.10	1	790	16	2.81	<2	1	197	<20
L560282		<1	0.16	10	0.41	695	<1	0.10	2	770	15	2.66	3	1	209	<20
L560283		<1	<0.01	<10	1.95	28	<1	0.01	<1	50	<2	0.09	<2	<1	5420	20
L560284		<1	0.52	10	0.64	465	166	0.04	22	860	2070	2.41	66	7	38	<20
L560285		<1	0.14	10	0.43	846	<1	0.11	3	760	13	2.79	2	1	181	<20
L560286		<1	0.16	10	0.59	932	<1	0.09	1	710	11	2.66	2	1	338	<20
L560287		<1	0.17	10	0.50	825	<1	0.09	2	770	13	2.97	<2	1	256	<20
L560288		<1	0.23	10	0.28	712	<1	0.11	3	800	15	3.06	<2	1	196	<20
L560289		<1	0.19	10	0.35	835	<1	0.07	3	760	14	3.28	3	1	162	<20
L560290		<1	0.18	10	0.39	804	<1	0.09	2	780	18	2.93	2	1	202	<20
L560291		<1	0.17	10	0.49	2490	<1	0.07	2	780	85	3.48	4	1	147	<20
L560292		<1	0.22	30	2.03	1785	2	0.16	33	1950	11	0.72	2	10	255	<20
L560293		<1	0.21	10	0.68	4160	1	0.06	4	740	564	3.14	4	1	88	<20
L560294		<1	0.22	10	0.73	3410	1	0.05	3	690	41	3.28	<2	1	94	<20
L560295		<1	0.22	10	0.39	3350	<1	0.05	1	670	31	3.09	2	1	202	<20
L560296		<1	0.23	10	0.24	1395	<1	0.06	2	730	19	3.48	2	1	1010	<20
L560297		<1	0.21	10	0.24	1195	1	0.06	2	730	26	4.14	<2	1	974	<20
L560298		<1	0.19	10	0.36	1595	1	0.07	2	720	23	3.28	4	1	307	<20

ALS Canada Ltd.

2103 Dollarton Hwy
North Vancouver BC V7H 0A7
Phone: 604 984 0221 Fax: 604 984 0218 www.alsglobal.com

To: **EQUITY EXPLORATION CONSULTANTS LTD.**
SUITE 200, 900 WEST HASTINGS STREET
VANCOUVER BC V6C 1E5

Finalized Date: 5-SEP-2011
Account: EIABRX

Project: Thorn

CERTIFICATE OF ANALYSIS WH11143166

Sample Description	Method / Analyte / Units / LOR	ME-ICP41 Ti % 0.01	ME-ICP41 Tl ppm 10	ME-ICP41 U ppm 10	ME-ICP41 V ppm 1	ME-ICP41 W ppm 10	ME-ICP41 Zn ppm 2	Au-AA25 Au ppm 0.01	Cu-AA46 Cu % 0.001	Zn-AA46 Zn % 0.001
L560259		<0.01	<10	<10	23	<10	96	<0.01		
L560260		<0.01	<10	<10	7	<10	106	<0.01		
L560261		<0.01	<10	<10	8	<10	131	<0.01		
L560262		<0.01	<10	10	<1	<10	<2	<0.01		
L560263		0.11	<10	<10	76	20	8700	1.35	2.51	
L560264		<0.01	<10	<10	6	<10	56	<0.01		
L560265		<0.01	<10	<10	7	<10	81	<0.01		
L560266		<0.01	<10	<10	14	<10	221	0.01		
L560267		<0.01	<10	<10	12	<10	266	0.01		
L560268		<0.01	<10	<10	10	<10	538	0.03		
L560269		<0.01	<10	<10	16	<10	71	0.02		
L560270		<0.01	<10	<10	23	<10	124	0.02		
L560271		<0.01	<10	<10	17	<10	145	0.02		
L560272		<0.01	<10	<10	14	<10	125	<0.01		
L560273		<0.01	<10	<10	17	<10	39	<0.01		
L560274		<0.01	<10	<10	6	<10	95	<0.01		
L560275		<0.01	<10	<10	8	<10	279	<0.01		
L560276		<0.01	<10	<10	8	<10	43	<0.01		
L560277		<0.01	<10	<10	7	<10	52	<0.01		
L560278		<0.01	<10	<10	8	<10	31	<0.01		
L560279		<0.01	<10	<10	7	<10	38	<0.01		
L560280		<0.01	<10	<10	16	<10	45	<0.01		
L560281		<0.01	<10	<10	11	<10	23	<0.01		
L560282		<0.01	<10	<10	10	<10	27	<0.01		
L560283		<0.01	<10	<10	<1	<10	<2	<0.01		
L560284		0.08	<10	<10	85	<10	2550	0.33		
L560285		<0.01	<10	<10	10	<10	38	<0.01		
L560286		<0.01	<10	<10	9	<10	28	<0.01		
L560287		<0.01	<10	<10	8	<10	23	<0.01		
L560288		<0.01	<10	<10	9	<10	25	<0.01		
L560289		<0.01	<10	<10	8	<10	26	<0.01		
L560290		<0.01	<10	<10	9	<10	28	<0.01		
L560291		<0.01	<10	<10	6	<10	58	0.02		
L560292		0.01	<10	<10	80	<10	111	<0.01		
L560293		<0.01	<10	<10	6	<10	852	<0.01		
L560294		<0.01	<10	<10	6	<10	34	<0.01		
L560295		<0.01	<10	<10	5	<10	38	<0.01		
L560296		<0.01	<10	<10	5	<10	19	<0.01		
L560297		<0.01	<10	<10	4	<10	22	<0.01		
L560298		<0.01	<10	<10	5	<10	24	<0.01		

ALS Canada Ltd.

2103 Dollarton Hwy
North Vancouver BC V7H 0A7
Phone: 604 984 0221 Fax: 604 984 0218 www.alsglobal.com

To: **EQUITY EXPLORATION CONSULTANTS LTD.**
SUITE 200, 900 WEST HASTINGS STREET
VANCOUVER BC V6C 1E5

Finalized Date: 5-SEP-2011
Account: EIABRX

Project: Thorn

CERTIFICATE OF ANALYSIS WH11143166

Sample Description	Method / Analyte / Units / LOR	WEI-21 Recvd Wt. kg 0.02	ME-ICP41 Ag ppm 0.2	ME-ICP41 Al % 0.01	ME-ICP41 As ppm 2	ME-ICP41 B ppm 10	ME-ICP41 Ba ppm 10	ME-ICP41 Be ppm 0.5	ME-ICP41 Bi ppm 2	ME-ICP41 Ca % 0.01	ME-ICP41 Cd ppm 0.5	ME-ICP41 Co ppm 1	ME-ICP41 Cr ppm 1	ME-ICP41 Cu ppm 1	ME-ICP41 Fe % 0.01	ME-ICP41 Ga ppm 10
L560299		1.88	0.3	1.35	61	<10	120	<0.5	<2	3.41	<0.5	6	1	21	2.92	<10
L560300		3.01	0.5	0.76	61	<10	90	<0.5	<2	2.08	<0.5	6	1	29	2.99	<10
L560301		2.89	0.3	0.85	62	<10	100	<0.5	<2	1.46	<0.5	6	1	16	2.88	<10
L560302		2.96	1.2	0.60	70	<10	90	<0.5	<2	1.40	15.7	6	1	18	2.93	<10
L560303		2.92	0.5	0.63	58	<10	80	<0.5	<2	1.95	<0.5	6	1	19	2.94	<10
L560304		<0.02	0.4	0.63	59	<10	90	<0.5	<2	2.00	<0.5	7	1	18	3.02	<10
L560305		0.76	<0.2	0.04	3	<10	10	<0.5	<2	>25.0	<0.5	1	<1	1	0.05	<10
L560306		0.09	79.1	1.53	460	<10	30	<0.5	9	2.02	54.2	28	74	>10000	6.08	10
L560307		2.97	0.3	0.87	54	<10	80	<0.5	<2	2.26	<0.5	7	1	15	2.63	<10
L560308		3.27	0.6	0.59	67	<10	90	<0.5	<2	1.74	<0.5	6	1	20	2.92	<10
L560309		3.03	1.1	0.55	63	<10	30	<0.5	2	1.03	6.9	6	1	25	2.97	<10
L560310		2.99	3.9	0.59	62	<10	30	<0.5	<2	0.35	79.1	6	2	27	3.01	<10
L560311		2.48	7.1	0.16	86	<10	60	<0.5	<2	0.20	37.9	6	2	23	3.38	<10
L560312		3.04	13.5	0.20	60	<10	20	<0.5	<2	0.17	275	6	2	26	3.30	<10
L560313		3.00	3.3	0.16	51	<10	30	<0.5	2	0.07	3.7	9	2	21	3.79	<10
L560314		3.18	3.4	0.15	95	<10	20	<0.5	2	0.17	0.9	7	2	140	3.95	<10
L560315		3.03	3.6	0.17	73	<10	50	<0.5	2	0.23	<0.5	6	3	61	3.25	<10
L560316		2.81	3.4	0.24	74	<10	50	<0.5	2	0.26	16.2	6	2	37	3.30	<10
L560317		2.99	4.4	0.39	65	<10	50	<0.5	2	0.76	40.7	7	1	34	3.19	<10
L560318		2.97	0.3	0.69	15	<10	80	<0.5	2	2.33	<0.5	7	1	9	3.24	<10
L560319		2.99	0.2	0.71	6	<10	60	<0.5	<2	4.17	<0.5	7	1	7	2.92	<10
L560320		2.42	<0.2	0.52	8	<10	50	<0.5	<2	5.93	<0.5	5	1	12	2.71	<10
L560321		2.96	0.2	0.59	11	<10	70	<0.5	<2	3.85	<0.5	6	1	9	2.96	<10
L560322		2.41	0.9	0.63	44	<10	50	<0.5	<2	4.71	2.9	6	1	156	2.92	<10
L560323		5.55	0.2	0.68	11	<10	60	<0.5	<2	3.89	<0.5	6	1	14	2.87	<10
L560324		6.00	0.2	0.61	12	<10	80	<0.5	<2	5.49	<0.5	6	1	7	2.52	<10
L560325		6.11	<0.2	0.93	23	<10	100	<0.5	<2	3.47	<0.5	5	2	8	2.66	<10
L560326		0.76	<0.2	0.04	2	<10	10	<0.5	<2	>25.0	<0.5	<1	<1	2	0.04	<10
L560327		0.08	52.8	1.10	105	<10	60	<0.5	<2	0.57	22.4	17	32	4220	4.71	10
L560328		5.57	0.4	1.21	120	<10	110	<0.5	<2	2.71	<0.5	11	2	64	3.19	<10
L560329		5.07	<0.2	1.02	9	<10	70	<0.5	<2	3.78	<0.5	6	12	12	2.60	<10
L560330		6.04	<0.2	0.81	6	<10	100	<0.5	<2	3.52	<0.5	5	2	10	2.71	<10
L560331		5.93	<0.2	0.71	5	<10	100	<0.5	<2	3.51	<0.5	5	1	8	2.57	<10
L560332		5.60	<0.2	0.72	5	<10	80	<0.5	<2	3.84	<0.5	5	2	18	2.77	<10
L560333		5.82	<0.2	1.01	23	<10	80	<0.5	<2	2.67	<0.5	5	2	22	2.66	<10
L560334		5.85	<0.2	1.08	18	<10	90	<0.5	<2	2.72	<0.5	5	1	26	2.75	<10
L560335		5.57	<0.2	0.78	15	<10	90	<0.5	<2	2.52	1.2	6	1	27	2.99	<10
L560336		5.75	<0.2	1.09	90	<10	130	<0.5	<2	2.41	<0.5	4	2	180	2.21	<10
L560337		6.44	<0.2	0.66	57	<10	80	<0.5	<2	2.83	<0.5	7	2	188	2.79	<10
L560338		5.16	<0.2	0.84	33	<10	60	<0.5	<2	1.90	<0.5	5	2	63	2.87	<10

ALS Canada Ltd.
2103 Dollarton Hwy
North Vancouver BC V7H 0A7
Phone: 604 984 0221 Fax: 604 984 0218 www.alsglobal.com

To: **EQUITY EXPLORATION CONSULTANTS LTD.**
SUITE 200, 900 WEST HASTINGS STREET
VANCOUVER BC V6C 1E5

Finalized Date: 5-SEP-2011
Account: EIABRX

Project: Thorn

CERTIFICATE OF ANALYSIS WH11143166

Sample Description	Method	ME-ICP41	ME-ICP41	ME-ICP41	ME-ICP41	ME-ICP41	ME-ICP41	ME-ICP41	ME-ICP41	ME-ICP41	ME-ICP41	ME-ICP41	ME-ICP41	ME-ICP41	ME-ICP41	ME-ICP41
	Analyte	Hg	K	La	Mg	Mn	Mo	Na	Ni	P	Pb	S	Sb	Sc	Sr	Th
	Units	ppm	%	ppm	%	ppm	ppm	%	ppm	ppm	ppm	%	ppm	ppm	ppm	ppm
	LOR	1	0.01	10	0.01	5	1	0.01	1	10	2	0.01	2	1	1	20
L560299		<1	0.24	10	1.09	2060	1	0.07	1	700	23	3.15	5	1	144	<20
L560300		<1	0.20	10	0.71	1675	1	0.07	3	810	32	3.25	7	1	100	<20
L560301		<1	0.20	10	0.58	1750	1	0.06	1	720	27	3.14	3	1	71	<20
L560302		<1	0.22	10	0.57	5070	1	0.06	1	770	848	3.33	5	1	58	<20
L560303		<1	0.22	10	0.95	4540	2	0.05	5	810	44	3.35	5	1	52	<20
L560304		<1	0.22	10	0.97	4600	2	0.05	2	820	47	3.43	4	1	53	<20
L560305		<1	0.01	<10	1.87	45	<1	0.01	<1	50	<2	0.11	<2	<1	5650	20
L560306		3	0.35	10	1.41	773	1265	0.09	237	1240	8060	4.20	69	7	213	<20
L560307		<1	0.24	10	1.11	4540	2	0.08	3	750	29	3.24	2	1	125	<20
L560308		<1	0.23	10	0.77	10050	2	0.06	2	810	71	3.23	4	1	49	<20
L560309		<1	0.25	10	0.38	11800	2	0.05	2	780	696	3.33	5	1	137	<20
L560310		1	0.19	10	0.23	7720	1	0.05	2	780	1515	3.58	8	1	67	<20
L560311		<1	0.02	<10	0.01	79	<1	0.03	2	740	2290	3.78	7	1	101	<20
L560312		3	0.02	<10	0.01	74	<1	0.02	1	610	4240	4.64	6	1	340	<20
L560313		<1	0.02	<10	0.01	47	1	0.04	2	170	90	4.31	2	1	656	<20
L560314		<1	0.01	<10	0.01	40	<1	0.02	1	690	138	4.24	26	1	495	<20
L560315		<1	0.02	<10	<0.01	42	2	0.02	1	830	218	3.46	11	1	244	<20
L560316		<1	0.03	<10	0.01	49	<1	0.03	2	880	275	3.55	8	1	278	<20
L560317		<1	0.10	<10	0.23	971	<1	0.05	1	810	892	3.67	8	1	457	<20
L560318		<1	0.24	10	0.54	1690	3	0.07	2	860	53	3.79	2	1	226	<20
L560319		<1	0.27	10	0.21	821	2	0.07	2	740	21	4.66	<2	1	737	<20
L560320		<1	0.19	10	0.28	1320	2	0.07	1	700	19	5.03	3	1	948	<20
L560321		<1	0.17	10	0.29	675	1	0.07	2	750	35	4.30	2	1	544	<20
L560322		<1	0.19	10	0.25	592	1	0.08	2	740	316	4.39	45	1	803	<20
L560323		<1	0.20	10	0.37	535	1	0.07	1	760	25	4.19	3	1	611	<20
L560324		<1	0.20	10	0.49	889	1	0.07	2	750	17	3.99	2	1	659	<20
L560325		<1	0.22	10	0.49	915	1	0.07	2	770	11	3.31	<2	1	465	<20
L560326		<1	0.01	<10	2.00	32	<1	0.01	<1	60	<2	0.09	<2	<1	5620	20
L560327		1	0.53	10	0.71	496	169	0.04	23	930	2230	2.51	67	7	42	<20
L560328		<1	0.17	10	0.78	1710	2	0.08	5	980	15	3.33	10	2	209	<20
L560329		<1	0.23	10	0.49	1145	1	0.08	14	750	10	3.63	<2	1	672	<20
L560330		<1	0.22	10	0.40	1295	2	0.06	3	710	24	4.23	<2	1	470	<20
L560331		<1	0.20	10	0.23	1270	<1	0.08	2	720	25	4.00	<2	1	544	<20
L560332		<1	0.20	10	0.27	1325	1	0.08	2	730	36	4.20	2	1	647	<20
L560333		<1	0.20	10	0.69	1830	<1	0.07	1	770	20	3.39	4	1	370	<20
L560334		<1	0.21	10	0.88	2900	1	0.06	3	730	29	3.18	3	1	121	<20
L560335		<1	0.22	10	0.40	1160	3	0.07	<1	790	60	4.01	2	1	407	<20
L560336		<1	0.26	20	0.67	857	8	0.07	1	790	20	2.64	20	1	207	<20
L560337		<1	0.17	10	0.33	581	14	0.06	1	770	20	3.36	21	1	545	<20
L560338		<1	0.19	10	0.56	593	9	0.06	1	770	19	3.30	7	1	591	<20

ALS Canada Ltd.

2103 Dollarton Hwy
North Vancouver BC V7H 0A7
Phone: 604 984 0221 Fax: 604 984 0218 www.alsglobal.com

To: **EQUITY EXPLORATION CONSULTANTS LTD.**
SUITE 200, 900 WEST HASTINGS STREET
VANCOUVER BC V6C 1E5

Finalized Date: 5-SEP-2011
Account: EIABRX

Project: Thorn

CERTIFICATE OF ANALYSIS WH11143166

Sample Description	Method / Analyte / Units / LOR	ME-ICP41 Ti % 0.01	ME-ICP41 Tl ppm 10	ME-ICP41 U ppm 10	ME-ICP41 V ppm 1	ME-ICP41 W ppm 10	ME-ICP41 Zn ppm 2	Au-AA25 Au ppm 0.01	Cu-AA46 Cu % 0.001	Zn-AA46 Zn % 0.001
L560299		<0.01	<10	<10	8	<10	29	<0.01		
L560300		<0.01	<10	<10	6	<10	39	<0.01		
L560301		<0.01	<10	<10	6	<10	27	<0.01		
L560302		<0.01	<10	<10	6	<10	2050	0.01		
L560303		<0.01	<10	<10	7	<10	42	<0.01		
L560304		<0.01	<10	<10	7	<10	44	<0.01		
L560305		<0.01	<10	10	<1	<10	<2	<0.01		
L560306		0.10	<10	<10	73	20	8670	1.34	2.53	
L560307		<0.01	<10	<10	8	<10	35	<0.01		
L560308		<0.01	<10	<10	7	<10	60	<0.01		
L560309		<0.01	<10	<10	7	<10	1555	<0.01		
L560310		<0.01	<10	<10	5	<10	6670	0.03		
L560311		<0.01	<10	<10	2	<10	3770	0.04		
L560312		<0.01	<10	<10	3	<10	>10000	0.03		2.15
L560313		<0.01	<10	<10	2	<10	373	0.01		
L560314		<0.01	<10	<10	2	<10	78	0.01		
L560315		<0.01	<10	<10	2	<10	29	0.02		
L560316		<0.01	<10	<10	3	<10	1085	0.02		
L560317		<0.01	<10	<10	4	<10	3580	0.04		
L560318		<0.01	<10	<10	6	<10	28	0.01		
L560319		<0.01	<10	<10	5	<10	15	<0.01		
L560320		<0.01	<10	<10	4	<10	12	<0.01		
L560321		<0.01	<10	<10	4	<10	18	0.01		
L560322		<0.01	<10	<10	4	<10	244	0.01		
L560323		<0.01	<10	<10	6	<10	18	0.01		
L560324		<0.01	<10	<10	5	<10	12	<0.01		
L560325		<0.01	<10	<10	6	<10	16	0.01		
L560326		<0.01	<10	10	<1	<10	<2	<0.01		
L560327		0.08	<10	<10	87	<10	2660	0.35		
L560328		<0.01	<10	<10	16	<10	44	0.11		
L560329		<0.01	<10	<10	8	<10	17	0.02		
L560330		<0.01	<10	<10	5	<10	17	0.01		
L560331		<0.01	<10	<10	4	<10	12	<0.01		
L560332		<0.01	<10	<10	4	<10	15	<0.01		
L560333		<0.01	<10	<10	6	<10	20	0.01		
L560334		<0.01	<10	<10	6	<10	21	<0.01		
L560335		<0.01	<10	<10	5	<10	179	0.01		
L560336		<0.01	<10	<10	8	<10	45	0.02		
L560337		<0.01	<10	<10	6	<10	24	0.02		
L560338		<0.01	<10	<10	9	<10	26	0.01		

ALS Canada Ltd.

2103 Dollarton Hwy
North Vancouver BC V7H 0A7
Phone: 604 984 0221 Fax: 604 984 0218 www.alsglobal.com

To: **EQUITY EXPLORATION CONSULTANTS LTD.**
SUITE 200, 900 WEST HASTINGS STREET
VANCOUVER BC V6C 1E5

Finalized Date: 5-SEP-2011
Account: EIABRX

Project: Thorn

CERTIFICATE OF ANALYSIS WH11143166

Sample Description	Method	WEI-21	ME-ICP41	ME-ICP41	ME-ICP41	ME-ICP41	ME-ICP41	ME-ICP41	ME-ICP41	ME-ICP41	ME-ICP41	ME-ICP41	ME-ICP41	ME-ICP41	ME-ICP41	ME-ICP41
	Analyte	Recvd Wt.	Ag	Al	As	B	Ba	Be	Bi	Ca	Cd	Co	Cr	Cu	Fe	Ga
	Units	kg	ppm	%	ppm	ppm	ppm	ppm	ppm	%	ppm	ppm	ppm	ppm	%	ppm
	LOR	0.02	0.2	0.01	2	10	10	0.5	2	0.01	0.5	1	1	1	0.01	10
L560339		5.79	<0.2	0.79	52	<10	70	<0.5	<2	2.55	<0.5	5	2	39	2.59	<10
L560340		5.75	<0.2	1.08	47	<10	100	<0.5	<2	1.91	<0.5	5	2	31	2.95	<10
L560341		5.80	<0.2	0.70	24	<10	50	<0.5	<2	3.02	<0.5	6	1	10	2.85	<10
L560342		5.74	<0.2	1.03	25	<10	80	0.5	<2	2.46	<0.5	6	2	35	3.02	<10
L560343		3.48	0.3	0.93	21	<10	90	0.6	<2	2.55	<0.5	6	2	29	2.94	<10
L560344		6.01	0.7	0.66	48	<10	70	0.5	<2	1.94	<0.5	5	1	52	2.81	<10
L560345		5.95	0.4	0.50	61	<10	90	<0.5	<2	2.35	<0.5	6	1	10	3.10	<10
L560346		2.24	0.4	0.54	42	<10	90	0.8	<2	2.02	<0.5	6	1	22	2.68	<10
L560347		2.86	<0.2	0.50	46	<10	80	0.8	<2	2.17	0.6	6	1	27	2.63	<10
L560348		0.73	<0.2	0.05	<2	<10	10	<0.5	<2	>25.0	<0.5	<1	<1	1	0.05	<10
L560349		0.09	81.6	1.61	498	<10	30	<0.5	12	2.02	56.1	28	78	>10000	6.10	10
L560350		5.70	0.2	0.44	6	<10	10	0.9	<2	2.24	<0.5	<1	3	44	0.23	<10
L560351		1.58	0.2	0.38	<2	<10	10	1.0	<2	1.86	<0.5	<1	2	5	0.16	<10
L560352		5.75	0.8	0.43	72	<10	50	0.7	2	2.34	18.2	6	1	42	3.09	<10
L560353		6.01	<0.2	0.46	68	<10	50	0.6	2	2.46	5.9	5	1	17	2.74	<10
L560354		6.29	<0.2	0.53	69	<10	100	1.0	<2	2.56	<0.5	5	1	6	2.54	<10
L560355		5.51	0.3	0.55	2	10	10	1.4	<2	0.91	<0.5	<1	2	2	0.23	<10
L560356		6.18	<0.2	0.53	3	10	10	1.2	<2	1.58	<0.5	<1	1	2	0.22	<10
L560357		5.77	<0.2	0.52	74	<10	50	0.7	<2	3.02	<0.5	5	1	13	2.97	<10
L560358		5.19	<0.2	0.57	73	<10	50	<0.5	2	3.11	2.6	6	1	27	3.13	<10
L560359		6.25	<0.2	0.83	76	<10	90	<0.5	<2	3.45	<0.5	5	1	30	2.73	<10
L560360		5.85	<0.2	0.67	78	<10	90	<0.5	<2	3.30	<0.5	5	1	14	2.78	<10
L560361		6.13	<0.2	0.74	66	<10	90	<0.5	<2	3.52	<0.5	6	1	8	2.77	<10
L560362		5.06	<0.2	1.01	56	<10	90	<0.5	<2	2.97	<0.5	5	1	7	2.80	<10
L560363		4.83	0.4	0.97	55	<10	120	0.5	<2	2.91	<0.5	6	2	20	2.87	<10
L560364		5.07	<0.2	0.97	54	<10	120	<0.5	<2	2.80	<0.5	5	2	15	2.72	<10
L560365		4.18	<0.2	1.04	56	<10	80	<0.5	<2	3.14	<0.5	5	4	18	2.75	<10

ALS Canada Ltd.

2103 Dollarton Hwy
North Vancouver BC V7H 0A7
Phone: 604 984 0221 Fax: 604 984 0218 www.alsglobal.com

To: **EQUITY EXPLORATION CONSULTANTS LTD.**
SUITE 200, 900 WEST HASTINGS STREET
VANCOUVER BC V6C 1E5

Finalized Date: 5-SEP-2011
Account: EIABRX

Project: Thorn

CERTIFICATE OF ANALYSIS WH11143166

Sample Description	Method	ME-ICP41	ME-ICP41	ME-ICP41	ME-ICP41	ME-ICP41	ME-ICP41	ME-ICP41	ME-ICP41	ME-ICP41	ME-ICP41	ME-ICP41	ME-ICP41	ME-ICP41	ME-ICP41	ME-ICP41
	Analyte	Hg	K	La	Mg	Mn	Mo	Na	Ni	P	Pb	S	Sb	Sc	Sr	Th
	Units	ppm	%	ppm	%	ppm	ppm	%	ppm	ppm	ppm	%	ppm	ppm	ppm	ppm
	LOR	1	0.01	10	0.01	5	1	0.01	1	10	2	0.01	2	1	1	20
L560339		<1	0.19	10	0.53	658	12	0.06	1	740	13	3.14	4	1	1080	<20
L560340		<1	0.24	10	0.71	666	7	0.07	1	780	36	3.16	5	1	419	<20
L560341		<1	0.19	10	0.42	648	5	0.05	2	770	46	3.68	<2	1	1110	<20
L560342		<1	0.24	10	0.77	1125	1	0.05	1	860	79	3.51	10	1	414	<20
L560343		<1	0.30	10	0.75	1635	1	0.06	1	790	74	3.37	5	1	126	<20
L560344		<1	0.22	10	0.46	1370	3	0.05	1	760	88	3.22	16	1	102	<20
L560345		<1	0.23	10	0.22	1155	1	0.05	<1	790	38	3.61	<2	1	91	<20
L560346		<1	0.25	10	0.29	1545	2	0.05	1	720	76	3.10	4	1	85	<20
L560347		<1	0.23	10	0.30	1785	2	0.05	4	710	117	3.08	6	1	85	<20
L560348		<1	0.01	<10	2.28	31	<1	0.01	<1	60	<2	0.12	<2	<1	5310	20
L560349		3	0.35	10	1.42	776	1290	0.09	238	1290	8060	4.26	74	7	212	<20
L560350		<1	0.21	<10	0.07	1165	2	0.07	1	20	44	0.08	<2	1	105	<20
L560351		<1	0.21	10	0.04	1585	<1	0.05	<1	20	32	0.05	<2	1	84	<20
L560352		1	0.23	10	0.16	6780	1	0.04	1	780	894	5.13	17	1	2360	<20
L560353		1	0.25	10	0.43	10700	1	0.04	<1	760	285	4.19	5	1	2030	<20
L560354		<1	0.28	10	0.50	3210	1	0.04	1	720	37	3.00	<2	1	1170	<20
L560355		<1	0.32	<10	0.03	698	<1	0.04	<1	10	33	0.06	<2	1	49	20
L560356		<1	0.30	<10	0.04	812	<1	0.05	<1	10	40	0.07	<2	1	63	20
L560357		<1	0.23	10	0.24	1105	<1	0.04	1	780	74	4.39	3	1	1430	<20
L560358		1	0.22	10	0.26	820	1	0.04	1	740	224	5.26	7	1	1465	<20
L560359		<1	0.28	10	0.36	1155	<1	0.05	1	760	29	4.07	8	1	534	<20
L560360		1	0.20	10	0.20	1020	1	0.05	1	790	31	3.75	2	1	319	<20
L560361		<1	0.20	10	0.35	1345	1	0.06	1	770	21	3.63	<2	1	473	<20
L560362		<1	0.23	10	0.60	1195	<1	0.05	<1	780	26	3.91	<2	1	464	<20
L560363		<1	0.21	20	0.49	1545	3	0.08	2	790	29	3.38	3	1	178	<20
L560364		<1	0.21	20	0.33	1410	3	0.12	1	780	29	3.18	3	1	257	<20
L560365		<1	0.24	10	0.36	1200	2	0.12	2	760	20	3.41	3	1	674	<20

ALS Canada Ltd.
2103 Dollarton Hwy
North Vancouver BC V7H 0A7
Phone: 604 984 0221 Fax: 604 984 0218 www.alsglobal.com

To: **EQUITY EXPLORATION CONSULTANTS LTD.**
SUITE 200, 900 WEST HASTINGS STREET
VANCOUVER BC V6C 1E5

Finalized Date: 5-SEP-2011
Account: EIABRX

Project: Thorn

CERTIFICATE OF ANALYSIS WH11143166

Sample Description	Method / Analyte / Units / LOR	ME-ICP41 Ti % 0.01	ME-ICP41 Tl ppm 10	ME-ICP41 U ppm 10	ME-ICP41 V ppm 1	ME-ICP41 W ppm 10	ME-ICP41 Zn ppm 2	Au-AA25 Au ppm 0.01	Cu-AA46 Cu % 0.001	Zn-AA46 Zn % 0.001
L560339		<0.01	<10	<10	9	<10	24	0.01		
L560340		<0.01	<10	<10	11	<10	40	0.01		
L560341		<0.01	<10	<10	7	<10	31	0.01		
L560342		<0.01	<10	<10	8	<10	46	<0.01		
L560343		<0.01	<10	<10	7	<10	60	<0.01		
L560344		<0.01	<10	<10	5	<10	50	<0.01		
L560345		<0.01	<10	<10	4	<10	23	<0.01		
L560346		<0.01	<10	<10	4	<10	44	0.01		
L560347		<0.01	<10	<10	4	<10	88	0.01		
L560348		<0.01	<10	<10	<1	<10	<2	<0.01		
L560349		0.11	<10	<10	77	10	8910	1.41	2.45	
L560350		<0.01	<10	20	<1	<10	43	<0.01		
L560351		<0.01	<10	10	<1	<10	19	<0.01		
L560352		<0.01	<10	<10	4	<10	2040	0.02		
L560353		<0.01	<10	<10	5	<10	806	<0.01		
L560354		<0.01	<10	<10	5	<10	34	<0.01		
L560355		<0.01	<10	20	<1	<10	12	<0.01		
L560356		<0.01	<10	20	<1	<10	13	<0.01		
L560357		<0.01	<10	<10	4	<10	86	<0.01		
L560358		<0.01	<10	<10	4	<10	413	<0.01		
L560359		<0.01	<10	<10	6	<10	43	0.01		
L560360		<0.01	<10	<10	5	<10	21	<0.01		
L560361		<0.01	<10	<10	5	<10	19	<0.01		
L560362		<0.01	<10	<10	7	<10	28	<0.01		
L560363		<0.01	<10	<10	6	<10	45	<0.01		
L560364		<0.01	<10	<10	7	<10	31	0.01		
L560365		<0.01	<10	<10	7	<10	77	<0.01		

ALS Canada Ltd.

2103 Dollarton Hwy
North Vancouver BC V7H 0A7
Phone: 604 984 0221 Fax: 604 984 0218 www.alsglobal.com

To: **EQUITY EXPLORATION CONSULTANTS LTD.**
SUITE 200, 900 WEST HASTINGS STREET
VANCOUVER BC V6C 1E5

Finalized Date: 22-AUG-2011
Account: EIABRX

CERTIFICATE WH11135449

Project: BRX11-01

P.O. No.: BRX11-01_8

This report is for 141 Drill Core samples submitted to our lab in Whitehorse, YT, Canada on 18-JUL-2011.

The following have access to data associated with this certificate:

HENRY AWMACK EQUITY ENG EMAIL RYAN TOOLE	DARCY BAKER TOBY HUGHES	WANDA CARTER SORIN POSESCU

SAMPLE PREPARATION

ALS CODE	DESCRIPTION
WEI-21	Received Sample Weight
LOG-24	Pulp Login - Rcd w/o Barcode
LOG-22	Sample login - Rcd w/o BarCode
SPL-21d	Split sample - duplicate
PUL-31d	Pulverize Split - duplicate
LOG-22d	Sample login - Rcd w/o BarCode dup
CRU-QC	Crushing QC Test
PUL-QC	Pulverizing QC Test
CRU-31	Fine crushing - 70% <2mm
SPL-21	Split sample - riffle splitter
PUL-31	Pulverize split to 85% <75 um

ANALYTICAL PROCEDURES

ALS CODE	DESCRIPTION	INSTRUMENT
Ag-GRA21	Ag 30g FA-GRAV finish	WST-SIM
Cu-AA46	Ore grade Cu - aqua regia/AA	AAS
Zn-AA46	Ore grade Zn - aqua regia/AA	AAS
ME-ICP41	35 Element Aqua Regia ICP-AES	ICP-AES
Au-AA25	Ore Grade Au 30g FA AA finish	AAS

To: **EQUITY EXPLORATION CONSULTANTS LTD.**
ATTN: WANDA CARTER
SUITE 200, 900 WEST HASTINGS STREET
VANCOUVER BC V6C 1E5

This is the Final Report and supersedes any preliminary report with this certificate number. Results apply to samples as submitted. All pages of this report have been checked and approved for release.

Signature:
Colin Ramshaw, Vancouver Laboratory Manager

ALS Canada Ltd.

2103 Dollarton Hwy
North Vancouver BC V7H 0A7
Phone: 604 984 0221 Fax: 604 984 0218 www.alsglobal.com

To: **EQUITY EXPLORATION CONSULTANTS LTD.**
SUITE 200, 900 WEST HASTINGS STREET
VANCOUVER BC V6C 1E5

Finalized Date: 22-AUG-2011
Account: EIABRX

Project: BRX11-01

CERTIFICATE OF ANALYSIS WH11135449

Sample Description	Method / Analyte / Units / LOR	WEI-21 Recvd Wt. kg .02	ME-ICP41 Ag ppm 0.2	ME-ICP41 Al % 0.01	ME-ICP41 As ppm 2	ME-ICP41 B ppm 10	ME-ICP41 Ba ppm 10	ME-ICP41 Be ppm 0.5	ME-ICP41 Bi ppm 2	ME-ICP41 Ca % 0.01	ME-ICP41 Cd ppm 0.5	ME-ICP41 Co ppm 1	ME-ICP41 Cr ppm 1	ME-ICP41 Cu ppm 1	ME-ICP41 Fe % 0.01	ME-ICP41 Ga ppm 10
L559998		2.81	10.0	0.33	264	<10	20	<0.5	<2	0.29	123.0	11	1	34	4.03	<10
L559999		2.86	6.5	0.51	347	<10	20	0.6	<2	0.24	59.4	14	2	43	3.66	<10
L560000		1.77	12.4	0.44	325	<10	20	<0.5	32	0.25	14.8	15	2	50	4.04	<10
L560001		3.48	9.3	0.32	579	<10	10	<0.5	15	0.19	4.8	22	2	840	6.48	<10
L560002		2.68	5.8	0.17	341	<10	20	<0.5	25	0.16	8.4	12	6	595	2.86	<10
L560003		<0.02	5.6	0.20	334	<10	20	<0.5	23	0.18	8.7	12	6	576	2.96	<10
L560004		0.78	0.2	0.05	5	<10	10	<0.5	<2	>25.0	<0.5	<1	1	5	0.06	<10
L560005		0.03	89.1	1.70	486	<10	30	<0.5	15	2.15	58.4	29	81	>10000	6.50	10
L560006		1.36	3.7	0.23	218	<10	20	<0.5	8	0.17	5.0	16	4	402	2.87	<10
L560007		2.55	3.6	0.20	274	<10	20	<0.5	6	0.18	2.0	11	2	293	3.62	<10
L560008		3.00	3.4	0.15	299	<10	20	<0.5	2	0.22	2.7	8	3	268	3.64	<10
L560009		2.36	1.5	0.19	277	<10	30	<0.5	<2	0.20	0.9	9	3	44	3.83	<10
L560010		2.61	3.2	0.18	308	<10	20	<0.5	3	0.19	2.5	10	3	265	3.66	<10
L560011		2.68	15.9	0.23	338	<10	40	<0.5	15	0.18	67.7	11	2	239	4.32	<10
L560012		2.71	1.0	0.47	204	<10	80	0.5	<2	0.24	1.8	9	2	12	2.61	<10
L560013		2.94	1.2	0.56	267	<10	40	0.5	<2	0.27	1.5	7	2	15	2.99	<10
L560014		2.62	1.1	0.52	253	<10	100	0.5	<2	0.26	0.7	6	2	12	2.59	<10
L560015		2.82	2.9	0.55	345	<10	60	0.6	<2	0.26	2.2	6	2	17	3.01	<10
L560016		2.48	5.2	0.53	333	<10	30	0.5	<2	0.26	43.7	7	2	49	3.01	<10
L560017		2.60	7.8	0.45	330	<10	30	<0.5	<2	0.18	47.6	7	1	151	3.25	<10
L560018		2.78	5.2	0.43	351	<10	30	0.5	<2	0.21	22.4	9	1	82	3.47	<10
L560019		2.46	6.2	0.33	384	<10	30	<0.5	4	0.22	42.3	8	1	127	3.77	<10
L560020		2.71	4.7	0.51	348	<10	40	0.5	<2	0.23	46.9	7	1	31	3.40	<10
L560021		3.49	3.9	0.43	275	<10	40	<0.5	2	0.21	14.7	7	1	66	3.23	<10
L560022		3.74	4.1	0.18	398	<10	20	<0.5	13	0.14	0.5	17	2	220	4.98	<10
L560023		1.74	>100	0.07	>10000	<10	20	<0.5	126	0.05	19.2	9	1	>10000	20.4	<10
L560024		2.86	2.4	0.16	350	<10	10	<0.5	10	0.16	<0.5	7	4	211	3.97	<10
L560025		0.72	0.6	0.03	36	<10	10	<0.5	<2	>25.0	<0.5	<1	1	96	0.07	<10
L560026		0.04	54.5	1.18	104	<10	60	<0.5	<2	0.52	22.1	16	33	4310	4.76	10
L560027		4.11	2.6	0.14	402	<10	20	<0.5	9	0.15	<0.5	8	3	170	3.75	<10
L560028		2.88	>100	0.19	>10000	<10	10	<0.5	576	0.15	35.2	2	1	>10000	20.5	<10
L560029		2.85	6.8	0.34	399	<10	20	<0.5	9	0.28	29.6	8	4	108	3.58	<10
L560030		2.31	4.9	0.52	336	<10	40	0.5	<2	0.25	21.4	7	2	142	3.49	<10
L560031		2.59	14.6	0.54	405	<10	30	0.6	6	0.29	84.9	7	1	160	3.37	<10
L560032		5.96	2.8	0.56	300	<10	90	0.7	<2	0.34	16.5	5	3	38	3.13	<10
L560033		5.80	3.3	0.53	308	<10	80	0.6	<2	0.30	2.7	7	2	59	3.30	<10
L560034		5.67	1.0	0.57	327	<10	110	0.6	<2	0.32	1.7	6	3	18	2.80	<10
L560035		5.86	1.6	0.53	341	<10	110	0.6	<2	0.28	2.7	6	3	19	2.64	<10
L560036		5.45	14.2	0.55	392	<10	40	0.5	8	0.24	69.6	6	2	140	2.98	<10
L560037		5.66	2.6	0.52	325	<10	50	0.5	<2	0.27	12.4	6	2	31	2.48	<10

ALS Canada Ltd.

2103 Dollarton Hwy
North Vancouver BC V7H 0A7
Phone: 604 984 0221 Fax: 604 984 0218 www.alsglobal.com

To: **EQUITY EXPLORATION CONSULTANTS LTD.**
SUITE 200, 900 WEST HASTINGS STREET
VANCOUVER BC V6C 1E5

Finalized Date: 22-AUG-2011
Account: EIABRX

Project: BRX11-01

CERTIFICATE OF ANALYSIS WH11135449

Sample Description	Method	ME-ICP41	ME-ICP41	ME-ICP41	ME-ICP41	ME-ICP41	ME-ICP41	ME-ICP41	ME-ICP41	ME-ICP41	ME-ICP41	ME-ICP41	ME-ICP41	ME-ICP41	ME-ICP41	ME-ICP41
	Analyte	Hg	K	La	Mg	Mn	Mo	Na	Ni	P	Pb	S	Sb	Sc	Sr	Th
	Units	ppm	%	ppm	%	ppm	ppm	%	ppm	ppm	ppm	%	ppm	ppm	ppm	ppm
	LOR	1	0.01	10	0.01	5	1	0.01	1	10	2	0.01	2	1	1	20
L559998		1	0.11	<10	0.02	58	1	<0.01	5	810	9240	5.15	7	2	80	<20
L559999		<1	0.21	<10	0.03	54	2	<0.01	16	500	6780	4.41	7	2	550	<20
L560000		<1	0.14	<10	0.02	64	1	0.01	5	720	1735	4.38	5	1	441	<20
L560001		<1	0.10	<10	0.02	45	1	<0.01	10	480	636	7.49	94	1	217	<20
L560002		<1	0.02	<10	0.01	164	2	<0.01	6	550	126	3.02	94	<1	488	<20
L560003		<1	0.02	<10	0.01	187	2	<0.01	6	560	128	3.02	89	<1	505	<20
L560004		<1	0.01	<10	1.94	37	<1	<0.01	<1	60	3	0.08	<2	<1	4600	20
L560005		3	0.38	10	1.49	819	1350	0.09	256	1330	8500	4.51	71	7	220	<20
L560006		<1	0.02	<10	0.01	134	<1	0.01	7	600	101	3.12	76	<1	374	<20
L560007		<1	0.02	<10	0.01	36	<1	0.01	5	740	188	4.07	62	<1	125	<20
L560008		<1	0.01	<10	<0.01	31	1	0.01	11	780	126	3.78	73	<1	275	<20
L560009		<1	0.03	<10	<0.01	46	<1	0.01	7	770	107	3.87	11	<1	236	<20
L560010		<1	0.02	<10	<0.01	36	2	0.01	5	700	112	3.76	61	<1	352	<20
L560011		<1	0.05	<10	0.01	41	<1	0.01	5	600	427	4.82	60	1	130	<20
L560012		<1	0.21	<10	0.02	54	<1	0.03	4	660	162	2.73	2	1	177	<20
L560013		<1	0.22	<10	0.06	1760	<1	0.03	4	730	453	3.10	3	1	191	<20
L560014		<1	0.22	<10	0.04	81	<1	0.04	4	720	148	2.69	3	1	82	<20
L560015		<1	0.26	<10	0.02	77	<1	0.04	5	790	218	3.16	4	1	73	<20
L560016		<1	0.21	<10	0.04	1760	<1	0.05	5	530	1050	3.42	11	1	663	<20
L560017		<1	0.19	<10	0.02	160	<1	0.04	5	330	1560	3.69	41	1	359	<20
L560018		<1	0.16	<10	0.01	41	<1	0.05	7	560	594	3.84	17	1	204	<20
L560019		<1	0.10	<10	0.01	37	1	0.04	4	750	294	4.16	32	1	257	<20
L560020		1	0.22	<10	0.02	41	<1	0.05	4	580	4560	3.94	9	1	242	<20
L560021		<1	0.17	<10	0.01	43	<1	0.04	4	630	964	3.44	16	1	143	<20
L560022		<1	0.03	<10	<0.01	35	15	0.01	7	510	105	5.24	48	<1	207	<20
L560023		4	0.01	<10	0.01	336	<1	0.01	4	90	380	>10.0	7830	1	509	<20
L560024		<1	0.02	<10	<0.01	52	2	0.02	4	630	79	4.05	26	<1	247	<20
L560025		<1	<0.01	<10	1.90	33	<1	0.01	<1	40	<2	0.14	15	<1	4990	20
L560026		<1	0.54	10	0.71	498	178	0.04	24	910	2190	2.50	71	7	39	<20
L560027		<1	0.01	<10	<0.01	46	1	0.01	4	570	81	3.78	29	<1	400	<20
L560028		5	0.06	<10	<0.01	98	6	0.02	<1	600	756	>10.0	5680	1	81	<20
L560029		<1	0.13	<10	0.02	59	1	0.05	8	710	1185	3.96	18	1	365	<20
L560030		<1	0.24	<10	0.02	54	<1	0.05	6	760	2710	3.82	21	1	114	<20
L560031		<1	0.22	<10	0.02	115	<1	0.07	4	830	4720	4.11	35	1	74	<20
L560032		<1	0.23	<10	0.13	13100	<1	0.05	4	720	1310	2.77	5	2	61	<20
L560033		<1	0.23	<10	0.10	8520	<1	0.06	4	760	292	3.18	10	2	35	<20
L560034		<1	0.23	<10	0.14	11100	<1	0.06	4	750	148	2.44	4	2	62	<20
L560035		<1	0.21	<10	0.14	10150	<1	0.05	4	730	204	2.38	3	2	54	<20
L560036		<1	0.22	<10	0.06	2810	<1	0.05	4	680	2640	3.44	27	1	52	<20
L560037		<1	0.21	<10	0.06	7340	<1	0.05	5	720	874	2.66	6	1	109	<20

ALS Canada Ltd.

2103 Dollarton Hwy
North Vancouver BC V7H 0A7
Phone: 604 984 0221 Fax: 604 984 0218 www.alsglobal.com

To: **EQUITY EXPLORATION CONSULTANTS LTD.**
SUITE 200, 900 WEST HASTINGS STREET
VANCOUVER BC V6C 1E5

Finalized Date: 22-AUG-2011
Account: EIABRX

Project: BRX11-01

CERTIFICATE OF ANALYSIS WH11135449

Sample Description	Method / Analyte / Units / LOR	ME-ICP41 Ti % 0.01	ME-ICP41 Tl ppm 10	ME-ICP41 U ppm 10	ME-ICP41 V ppm 1	ME-ICP41 W ppm 10	ME-ICP41 Zn ppm 2	Au-AA25 Au ppm 0.01	Ag-GRA21 Ag ppm 5	Cu-AA46 Cu % 0.001	Zn-AA46 Zn % 0.001
L559998		<0.01	<10	<10	7	10	>10000	0.03			1.410
L559999		<0.01	<10	<10	8	<10	7710	0.11			
L560000		<0.01	<10	10	9	<10	1670	0.13			
L560001		<0.01	<10	<10	6	<10	928	0.12			
L560002		<0.01	<10	<10	2	<10	2800	0.02			
L560003		<0.01	<10	<10	3	<10	2850	0.02			
L560004		<0.01	<10	20	1	<10	11	<0.01			
L560005		0.11	<10	<10	80	10	8940	1.42		2.54	
L560006		<0.01	<10	<10	3	<10	2940	0.01			
L560007		<0.01	<10	<10	2	<10	345	0.01			
L560008		<0.01	<10	<10	2	<10	329	0.02			
L560009		<0.01	<10	<10	2	<10	114	0.02			
L560010		<0.01	<10	<10	2	<10	256	0.02			
L560011		<0.01	<10	10	3	<10	7600	0.02			
L560012		<0.01	<10	<10	3	<10	327	0.01			
L560013		<0.01	<10	<10	4	<10	344	0.01			
L560014		<0.01	<10	<10	4	<10	118	0.01			
L560015		<0.01	<10	<10	4	<10	261	0.12			
L560016		<0.01	<10	<10	4	<10	4910	0.17			
L560017		<0.01	<10	<10	3	<10	5950	0.02			
L560018		<0.01	<10	<10	3	<10	3310	0.02			
L560019		<0.01	<10	10	3	<10	4520	0.03			
L560020		<0.01	<10	<10	4	<10	6440	0.03			
L560021		<0.01	<10	<10	3	<10	1725	0.02			
L560022		<0.01	<10	<10	2	<10	67	0.08			
L560023		<0.01	<10	<10	3	<10	2300	1.41	343	6.63	
L560024		<0.01	<10	<10	2	<10	34	0.04			
L560025		<0.01	<10	<10	1	<10	6	<0.01			
L560026		0.09	<10	<10	89	<10	2850	0.33			
L560027		<0.01	<10	<10	2	<10	32	0.03			
L560028		<0.01	<10	<10	5	<10	2310	1.22	384	4.14	
L560029		<0.01	<10	<10	3	<10	3300	0.10			
L560030		<0.01	<10	<10	4	<10	2560	0.04			
L560031		<0.01	<10	<10	5	<10	>10000	0.06			0.956
L560032		<0.01	<10	10	9	<10	1795	0.02			
L560033		<0.01	<10	<10	8	<10	433	0.02			
L560034		<0.01	<10	<10	10	<10	277	0.01			
L560035		<0.01	<10	<10	7	<10	514	0.03			
L560036		<0.01	<10	<10	6	<10	8050	0.10			
L560037		<0.01	<10	<10	5	<10	1600	0.05			

ALS Canada Ltd.

2103 Dollarton Hwy
North Vancouver BC V7H 0A7
Phone: 604 984 0221 Fax: 604 984 0218 www.alsglobal.com

To: **EQUITY EXPLORATION CONSULTANTS LTD.**
SUITE 200, 900 WEST HASTINGS STREET
VANCOUVER BC V6C 1E5

Finalized Date: 22-AUG-2011
Account: EIABRX

Project: BRX11-01

CERTIFICATE OF ANALYSIS WH11135449

Sample Description	Method / Analyte / Units / LOR	WEI-21 Recvd Wt. kg .02	ME-ICP41 Ag ppm 0.2	ME-ICP41 Al % 0.01	ME-ICP41 As ppm 2	ME-ICP41 B ppm 10	ME-ICP41 Ba ppm 10	ME-ICP41 Be ppm 0.5	ME-ICP41 Bi ppm 2	ME-ICP41 Ca % 0.01	ME-ICP41 Cd ppm 0.5	ME-ICP41 Co ppm 1	ME-ICP41 Cr ppm 1	ME-ICP41 Cu ppm 1	ME-ICP41 Fe % 0.01	ME-ICP41 Ga ppm 10
L560038		5.63	6.5	0.45	391	<10	30	<0.5	<2	0.23	33.3	6	2	31	2.63	<10
L560039		3.50	10.2	0.21	373	<10	30	<0.5	20	0.18	5.4	7	2	146	3.54	<10
L560040		2.98	22.1	0.17	900	<10	20	<0.5	24	0.20	4.5	7	4	1715	4.29	<10
L560041		2.48	15.3	0.19	457	<10	10	<0.5	36	0.18	1.7	5	3	833	6.53	<10
L560042		3.17	>100	0.13	7240	<10	10	<0.5	63	0.16	34.2	4	5	>10000	7.50	<10
L560043		3.04	14.5	0.15	1220	<10	10	<0.5	37	0.17	2.8	5	4	2410	7.30	<10
L560044		2.93	2.5	0.15	410	<10	30	<0.5	3	0.15	<0.5	7	2	108	3.23	<10
L560045		4.28	18.2	0.12	1730	<10	10	<0.5	11	0.11	2.0	5	5	3890	7.66	<10
L560046		<0.02	15.8	0.14	1485	<10	10	<0.5	9	0.12	1.7	5	4	3290	7.11	<10
L560047		0.80	<0.2	0.03	7	<10	10	<0.5	<2	>25.0	<0.5	1	1	8	0.05	<10
L560048		0.03	77.7	1.58	470	10	30	<0.5	2	1.87	52.1	28	72	>10000	5.91	10
L560049		2.57	>100	0.13	>10000	<10	10	<0.5	33	0.09	5.7	<1	1	>10000	21.8	<10
L560050		3.85	14.5	0.13	527	<10	20	<0.5	11	0.13	2.0	6	4	884	5.64	<10
L560051		2.81	26.4	0.13	1365	<10	10	<0.5	60	0.09	2.8	5	3	3320	8.67	<10
L560052		3.00	14.4	0.16	373	<10	20	<0.5	17	0.09	1.5	5	3	856	7.76	<10
L560053		2.20	65.0	0.12	3430	<10	10	<0.5	41	0.04	5.6	3	2	9670	12.40	<10
L560054		2.97	4.0	0.16	286	<10	60	<0.5	5	0.09	<0.5	6	3	184	3.96	<10
L560055		2.73	11.1	0.15	630	<10	20	<0.5	11	0.09	1.3	5	4	909	6.36	<10
L560056		4.15	22.9	0.18	1170	<10	10	<0.5	31	0.11	3.6	4	4	2980	13.10	<10
L560057		2.81	2.8	0.46	218	<10	100	0.5	5	0.39	1.8	7	3	151	3.52	<10
L560058		2.61	1.1	0.52	193	<10	110	0.5	<2	0.31	2.7	8	2	24	2.77	<10
L560059		3.06	2.9	0.16	183	<10	70	<0.5	6	0.23	3.8	8	3	36	3.33	<10
L560060		2.58	5.3	0.16	225	<10	30	<0.5	13	0.16	2.6	7	3	175	4.18	<10
L560061		1.79	23.1	0.14	1375	<10	20	<0.5	11	0.17	10.3	6	3	3240	7.49	<10
L560062		3.79	26.2	0.40	341	<10	70	<0.5	8	0.24	43.2	8	2	281	2.86	<10
L560063		6.17	1.0	0.50	223	<10	120	0.6	<2	0.99	3.1	6	3	20	2.60	<10
L560064		5.60	0.7	0.52	255	<10	160	0.5	<2	1.29	<0.5	6	4	7	2.39	<10
L560065		5.02	1.4	0.50	247	<10	80	0.6	<2	0.56	12.3	7	2	15	2.88	<10
L560066		5.24	1.5	0.47	244	<10	60	0.5	<2	0.31	8.8	7	2	18	2.79	<10
L560067		5.42	4.7	0.47	332	<10	70	0.6	2	0.34	12.6	7	2	44	3.13	<10
L560068		0.67	<0.2	0.11	4	<10	10	<0.5	<2	>25.0	<0.5	1	1	<1	0.10	<10
L560069		0.04	52.2	1.14	97	<10	60	<0.5	<2	0.50	21.1	17	31	4190	4.52	10
L560070		4.34	4.0	0.60	280	<10	110	0.6	<2	0.57	25.7	7	3	33	2.80	<10
L560071		6.14	2.0	0.56	300	<10	110	0.7	<2	1.50	14.2	6	3	21	2.63	<10
L560072		5.77	1.0	0.53	319	<10	110	0.5	<2	1.20	2.8	6	2	15	2.61	<10
L560073		4.32	1.0	0.50	256	<10	100	0.6	<2	0.34	1.9	6	2	13	2.92	<10
L560074		5.16	2.2	0.50	266	<10	110	0.5	<2	0.28	13.6	7	2	29	2.62	<10
L560075		5.76	4.1	0.34	189	<10	60	<0.5	6	0.19	6.2	7	2	30	3.30	<10
L560076		5.56	0.6	0.18	81	<10	100	<0.5	2	0.05	2.4	5	2	9	2.48	<10
L560077		5.40	1.4	0.51	250	<10	100	<0.5	3	0.22	3.0	6	2	20	2.98	<10

ALS Canada Ltd.

2103 Dollarton Hwy
North Vancouver BC V7H 0A7
Phone: 604 984 0221 Fax: 604 984 0218 www.alsglobal.com

To: **EQUITY EXPLORATION CONSULTANTS LTD.**
SUITE 200, 900 WEST HASTINGS STREET
VANCOUVER BC V6C 1E5

Finalized Date: 22-AUG-2011
Account: EIABRX

Project: BRX11-01

CERTIFICATE OF ANALYSIS WH11135449

Sample Description	Method	ME-ICP41	ME-ICP41	ME-ICP41	ME-ICP41	ME-ICP41	ME-ICP41	ME-ICP41	ME-ICP41	ME-ICP41	ME-ICP41	ME-ICP41	ME-ICP41	ME-ICP41	ME-ICP41	ME-ICP41
	Analyte	Hg	K	La	Mg	Mn	Mo	Na	Ni	P	Pb	S	Sb	Sc	Sr	Th
	Units	ppm	%	ppm	%	ppm	ppm	%	ppm	ppm	ppm	%	ppm	ppm	ppm	ppm
	LOR	1	0.01	10	0.01	5	1	0.01	1	10	2	0.01	2	1	1	20
L560038		<1	0.18	<10	0.04	3960	<1	0.05	5	690	896	2.86	6	1	115	<20
L560039		<1	0.04	<10	0.01	59	<1	0.02	6	650	358	3.70	29	1	316	<20
L560040		<1	0.02	<10	<0.01	61	<1	0.01	6	810	294	4.52	319	<1	606	<20
L560041		<1	0.02	<10	<0.01	52	<1	0.01	5	730	324	7.35	105	<1	193	<20
L560042		3	0.02	<10	<0.01	65	1	0.01	4	650	224	9.46	2350	<1	233	<20
L560043		<1	0.02	<10	<0.01	43	<1	0.01	4	670	228	8.30	201	<1	383	<20
L560044		<1	0.01	<10	<0.01	39	<1	0.03	4	600	166	3.38	12	<1	498	<20
L560045		<1	0.02	<10	<0.01	54	<1	0.02	3	470	122	9.30	226	<1	470	<20
L560046		1	0.02	<10	<0.01	61	<1	0.02	4	490	116	8.49	193	<1	469	<20
L560047		1	<0.01	<10	2.06	25	<1	0.02	2	60	2	0.13	2	<1	4920	20
L560048		3	0.35	10	1.33	746	1235	0.10	227	1210	7580	4.16	69	7	200	<20
L560049		2	0.04	<10	0.01	538	1	0.03	<1	310	168	>10.0	1345	1	478	<20
L560050		1	0.02	<10	<0.01	39	<1	0.02	3	520	120	6.43	93	<1	385	<20
L560051		1	0.01	<10	<0.01	43	<1	0.03	2	330	162	>10.0	210	<1	174	<20
L560052		<1	0.01	<10	<0.01	33	<1	0.03	3	320	101	9.13	64	<1	85	<20
L560053		2	0.01	<10	<0.01	56	<1	0.02	2	130	80	>10.0	1165	<1	146	<20
L560054		<1	0.01	<10	<0.01	36	<1	0.03	2	330	57	4.10	22	<1	63	<20
L560055		1	0.01	<10	<0.01	36	2	0.02	2	390	113	7.36	74	<1	83	<20
L560056		1	0.03	<10	<0.01	39	<1	0.03	<1	410	154	>10.0	247	<1	92	<20
L560057		<1	0.16	<10	0.13	19250	<1	0.06	4	690	103	3.20	22	2	99	<20
L560058		1	0.19	<10	0.05	1990	<1	0.07	5	730	410	2.84	4	1	58	<20
L560059		<1	0.02	<10	<0.01	72	<1	0.03	4	920	186	3.50	6	<1	87	<20
L560060		<1	0.02	<10	<0.01	39	<1	0.03	4	580	123	4.36	20	<1	151	<20
L560061		1	0.03	<10	<0.01	46	<1	0.03	3	700	152	9.02	412	<1	86	<20
L560062		1	0.18	<10	0.01	46	<1	0.06	6	750	2510	3.27	64	1	140	<20
L560063		<1	0.21	10	0.31	8230	<1	0.07	4	750	269	2.42	3	2	41	<20
L560064		<1	0.21	10	0.40	3790	<1	0.07	4	750	78	2.11	<2	2	68	<20
L560065		1	0.21	<10	0.16	7350	<1	0.07	5	680	496	2.87	<2	2	136	<20
L560066		1	0.21	10	0.06	1555	<1	0.07	5	760	626	2.91	2	1	57	<20
L560067		1	0.19	10	0.07	3580	<1	0.07	4	740	1195	3.38	5	1	35	<20
L560068		1	0.01	<10	1.83	38	<1	0.03	2	60	3	0.22	<2	<1	5070	20
L560069		1	0.51	10	0.64	473	149	0.05	23	870	2050	2.40	62	7	38	<20
L560070		1	0.20	10	0.19	3560	<1	0.07	5	710	1260	2.85	5	2	63	<20
L560071		<1	0.21	10	0.49	3670	<1	0.08	4	740	703	2.56	2	2	44	<20
L560072		<1	0.23	10	0.36	4610	<1	0.07	3	760	190	2.44	2	2	36	<20
L560073		<1	0.21	10	0.09	7500	<1	0.06	3	750	200	2.59	2	2	26	<20
L560074		1	0.23	<10	0.04	298	<1	0.07	5	750	740	2.78	3	1	43	<20
L560075		<1	0.12	<10	0.01	45	<1	0.05	5	620	269	3.53	3	1	77	<20
L560076		<1	0.03	<10	0.01	40	<1	0.04	3	120	60	2.49	2	<1	61	<20
L560077		<1	0.16	<10	0.10	4510	<1	0.06	3	640	150	2.85	2	1	34	<20

ALS Canada Ltd.
2103 Dollarton Hwy
North Vancouver BC V7H 0A7
Phone: 604 984 0221 Fax: 604 984 0218 www.alsglobal.com

To: **EQUITY EXPLORATION CONSULTANTS LTD.**
SUITE 200, 900 WEST HASTINGS STREET
VANCOUVER BC V6C 1E5

Finalized Date: 22-AUG-2011
Account: EIABRX

Project: BRX11-01

CERTIFICATE OF ANALYSIS WH11135449

Sample Description	Method / Analyte / Units / LOR	ME-ICP41 Ti % 0.01	ME-ICP41 Tl ppm 10	ME-ICP41 U ppm 10	ME-ICP41 V ppm 1	ME-ICP41 W ppm 10	ME-ICP41 Zn ppm 2	Au-AA25 Au ppm 0.01	Ag-GRA21 Ag ppm 5	Cu-AA46 Cu % 0.001	Zn-AA46 Zn % 0.001
L560038		<0.01	<10	10	4	<10	3290	0.21			
L560039		<0.01	<10	<10	2	<10	559	0.08			
L560040		<0.01	<10	<10	2	<10	278	0.10			
L560041		<0.01	<10	<10	3	<10	78	0.14			
L560042		<0.01	<10	<10	3	<10	1430	0.72	148	1.830	
L560043		<0.01	<10	<10	2	<10	170	0.20			
L560044		<0.01	<10	<10	2	<10	18	0.10			
L560045		<0.01	<10	<10	2	<10	68	0.27			
L560046		<0.01	<10	<10	2	<10	61	0.23			
L560047		<0.01	<10	<10	1	<10	<2	<0.01			
L560048		0.10	<10	<10	72	20	8810	1.25		2.48	
L560049		<0.01	<10	<10	3	<10	167	0.76	117	2.71	
L560050		<0.01	<10	<10	2	<10	89	0.11			
L560051		<0.01	<10	<10	2	<10	161	0.28			
L560052		<0.01	<10	<10	2	<10	82	0.30			
L560053		<0.01	<10	<10	2	<10	251	0.48			
L560054		<0.01	<10	<10	2	<10	28	0.04			
L560055		<0.01	<10	<10	2	<10	75	0.12			
L560056		<0.01	<10	<10	2	<10	198	0.45			
L560057		<0.01	<10	<10	15	<10	216	0.03			
L560058		<0.01	<10	<10	6	<10	374	0.01			
L560059		<0.01	<10	<10	2	<10	402	0.03			
L560060		<0.01	<10	<10	2	<10	210	0.31			
L560061		<0.01	<10	<10	2	<10	523	0.32			
L560062		<0.01	<10	<10	4	<10	5170	0.07			
L560063		<0.01	<10	<10	12	<10	416	0.01			
L560064		<0.01	<10	<10	15	<10	118	0.02			
L560065		<0.01	<10	<10	9	<10	1460	0.03			
L560066		<0.01	<10	<10	7	<10	1220	0.02			
L560067		<0.01	<10	<10	5	<10	1510	0.03			
L560068		<0.01	<10	<10	1	<10	4	<0.01			
L560069		0.08	<10	<10	84	<10	2610	0.35			
L560070		<0.01	<10	<10	7	<10	2600	0.02			
L560071		<0.01	<10	<10	13	<10	1600	0.01			
L560072		<0.01	<10	<10	15	<10	362	0.02			
L560073		<0.01	<10	<10	10	<10	316	0.02			
L560074		<0.01	<10	<10	5	<10	1830	0.06			
L560075		<0.01	<10	<10	3	<10	713	0.02			
L560076		<0.01	<10	<10	2	<10	219	0.02			
L560077		<0.01	<10	<10	7	<10	403	0.02			

ALS Canada Ltd.

2103 Dollarton Hwy
North Vancouver BC V7H 0A7
Phone: 604 984 0221 Fax: 604 984 0218 www.alsglobal.com

To: **EQUITY EXPLORATION CONSULTANTS LTD.**
SUITE 200, 900 WEST HASTINGS STREET
VANCOUVER BC V6C 1E5

Finalized Date: 22-AUG-2011
Account: EIABRX

Project: BRX11-01

CERTIFICATE OF ANALYSIS WH11135449

Sample Description	Method / Analyte / Units / LOR	WEI-21 Recvd Wt. kg .02	ME-ICP41 Ag ppm 0.2	ME-ICP41 Al % 0.01	ME-ICP41 As ppm 2	ME-ICP41 B ppm 10	ME-ICP41 Ba ppm 10	ME-ICP41 Be ppm 0.5	ME-ICP41 Bi ppm 2	ME-ICP41 Ca % 0.01	ME-ICP41 Cd ppm 0.5	ME-ICP41 Co ppm 1	ME-ICP41 Cr ppm 1	ME-ICP41 Cu ppm 1	ME-ICP41 Fe % 0.01	ME-ICP41 Ga ppm 10
L560078		5.13	0.7	0.59	145	<10	70	<0.5	<2	0.30	0.8	7	2	10	2.87	<10
L560079		4.79	4.0	0.66	214	<10	40	<0.5	6	0.33	67.9	6	2	43	2.92	<10
L560080		1.43	>100	0.19	3320	<10	<10	<0.5	301	0.15	105.0	4	1	>10000	9.42	<10
L560081		2.72	3.2	0.41	102	<10	30	<0.5	3	0.21	23.8	6	1	31	3.28	<10
L560082		1.78	4.9	0.46	137	<10	60	<0.5	2	0.21	44.8	6	2	42	3.15	<10
L560083		2.74	2.7	0.16	130	<10	10	<0.5	4	0.12	6.9	6	2	71	4.79	<10
L560084		3.25	4.8	0.14	99	<10	<10	<0.5	23	0.10	0.6	3	2	224	12.65	<10
L560085		2.41	0.5	0.12	57	<10	60	<0.5	3	0.06	<0.5	6	2	8	3.22	<10
L560086		1.23	2.5	0.12	28	<10	20	<0.5	6	0.12	4.8	6	2	105	4.70	<10
L560087		2.94	0.6	0.11	62	<10	20	<0.5	4	0.04	1.3	4	2	8	3.00	<10
L560088		2.74	0.2	0.17	8	<10	270	<0.5	2	0.04	1.1	1	4	5	0.64	<10
L560089		2.09	0.2	0.13	7	<10	290	<0.5	<2	0.06	0.7	1	3	4	0.52	<10
L560090		0.71	<0.2	0.03	<2	<10	<10	<0.5	<2	>25.0	<0.5	<1	1	1	0.04	<10
L560091		0.04	80.3	1.63	476	<10	20	<0.5	9	2.05	54.7	29	76	>10000	6.10	10
L560092		5.59	0.4	0.15	6	<10	340	<0.5	2	0.03	1.5	1	4	2	0.46	<10
L560093		5.91	2.2	0.28	132	<10	50	<0.5	19	0.29	2.7	7	1	86	3.91	<10
L560094		4.68	0.9	0.35	116	<10	80	<0.5	5	0.24	3.3	6	2	21	3.13	<10
L560095		5.94	3.2	0.42	143	<10	50	<0.5	38	0.23	3.2	8	2	20	4.01	<10
L560096		5.04	2.2	0.56	138	<10	60	<0.5	53	0.38	1.3	6	2	30	3.22	<10
L560097		5.58	0.8	0.59	168	<10	90	0.5	3	1.75	2.8	6	3	18	2.71	<10
L560098		5.16	0.4	0.57	146	<10	80	<0.5	4	1.93	1.0	5	3	18	2.73	<10
L560099		5.12	0.9	0.50	110	<10	10	<0.5	9	0.85	0.9	6	2	29	3.71	<10
L560100		2.62	0.4	0.61	179	<10	50	<0.5	2	1.96	1.6	6	3	20	2.59	<10
L560101		5.78	<0.2	0.60	170	<10	90	<0.5	2	2.25	0.7	6	2	13	2.71	<10
L560102		5.40	0.6	0.56	175	<10	90	<0.5	<2	1.94	2.4	6	3	12	2.58	<10
L560103		5.53	0.7	0.57	147	<10	100	<0.5	<2	2.02	3.3	6	3	12	2.61	<10
L560104		5.52	1.1	0.40	106	<10	80	<0.5	6	0.51	1.6	5	2	10	2.44	<10
L560105		5.20	0.9	0.54	77	<10	100	<0.5	3	1.69	2.4	6	3	11	2.63	<10
L560106		5.72	<0.2	0.55	99	<10	100	<0.5	<2	2.41	1.5	5	2	20	2.41	<10
L560107		3.00	0.2	0.61	86	<10	120	<0.5	<2	3.91	1.1	6	2	8	2.33	<10
L560108		2.30	<0.2	0.63	85	<10	110	<0.5	<2	3.86	1.2	6	2	8	2.36	<10
L560109		5.69	<0.2	0.66	121	<10	120	<0.5	<2	3.71	1.0	6	2	23	2.27	<10
L560110		5.60	<0.2	0.66	80	<10	90	<0.5	<2	3.75	<0.5	6	2	10	2.81	<10
L560111		0.71	<0.2	0.04	<2	<10	<10	<0.5	<2	>25.0	<0.5	<1	2	1	0.07	<10
L560112		0.03	51.5	1.15	98	<10	50	<0.5	2	0.55	21.7	16	32	4270	4.60	10
L560113		5.29	0.3	0.67	87	<10	70	<0.5	2	2.50	1.6	6	2	31	2.82	<10
L560114		5.27	0.8	0.51	70	<10	70	<0.5	3	0.98	2.3	6	2	12	3.23	<10
L560115		5.83	0.7	0.56	68	<10	40	<0.5	3	1.96	3.4	6	2	15	2.94	<10
L560116		5.33	1.1	0.52	70	<10	40	<0.5	5	1.14	3.6	6	2	13	3.25	<10
L560117		5.62	0.8	0.53	81	<10	60	<0.5	4	2.29	2.2	5	2	9	2.98	<10

ALS Canada Ltd.
2103 Dollarton Hwy
North Vancouver BC V7H 0A7
Phone: 604 984 0221 Fax: 604 984 0218 www.alsglobal.com

To: **EQUITY EXPLORATION CONSULTANTS LTD.**
SUITE 200, 900 WEST HASTINGS STREET
VANCOUVER BC V6C 1E5

Finalized Date: 22-AUG-2011
Account: EIABRX

Project: BRX11-01

CERTIFICATE OF ANALYSIS WH11135449

Sample Description	Method	ME-ICP41	ME-ICP41	ME-ICP41	ME-ICP41	ME-ICP41	ME-ICP41	ME-ICP41	ME-ICP41	ME-ICP41	ME-ICP41	ME-ICP41	ME-ICP41	ME-ICP41	ME-ICP41	ME-ICP41
	Analyte	Hg	K	La	Mg	Mn	Mo	Na	Ni	P	Pb	S	Sb	Sc	Sr	Th
	Units	ppm	%	ppm	%	ppm	ppm	%	ppm	ppm	ppm	%	ppm	ppm	ppm	ppm
	LOR	1	0.01	10	0.01	5	1	0.01	1	10	2	0.01	2	1	1	20
L560078		<1	0.21	<10	0.14	7040	<1	0.07	2	730	106	2.68	<2	1	125	<20
L560079		1	0.19	<10	0.20	8870	<1	0.07	4	730	953	3.07	5	1	496	<20
L560080		2	0.04	<10	0.01	150	1	0.02	6	470	8500	>10.0	1765	1	261	<20
L560081		<1	0.18	<10	0.02	63	<1	0.05	6	640	1705	3.67	4	1	110	<20
L560082		1	0.19	<10	0.02	58	<1	0.05	5	610	4070	3.67	7	1	68	<20
L560083		1	0.02	<10	<0.01	37	1	0.01	4	460	143	5.03	8	<1	145	<20
L560084		<1	0.01	<10	<0.01	41	<1	0.01	2	410	162	>10.0	12	<1	74	<20
L560085		1	0.01	<10	<0.01	28	<1	0.01	4	210	37	3.32	<2	<1	59	<20
L560086		<1	0.01	<10	<0.01	37	1	<0.01	6	470	503	4.91	2	<1	81	<20
L560087		<1	0.01	<10	<0.01	24	1	0.01	3	120	63	3.04	<2	<1	27	<20
L560088		<1	0.01	<10	<0.01	37	61	0.01	1	130	19	0.42	<2	<1	122	<20
L560089		<1	0.01	<10	<0.01	24	85	0.01	<1	190	15	0.40	<2	<1	123	<20
L560090		<1	<0.01	<10	1.91	28	<1	<0.01	<1	50	<2	0.06	<2	<1	5130	20
L560091		3	0.37	10	1.45	788	1285	0.09	249	1260	7840	4.28	71	7	214	<20
L560092		<1	0.01	<10	<0.01	24	2	0.02	1	60	9	0.31	<2	<1	128	<20
L560093		<1	0.08	<10	0.01	31	1	0.03	4	690	114	4.17	20	1	54	<20
L560094		<1	0.11	<10	0.01	64	<1	0.05	4	770	80	3.21	2	1	84	<20
L560095		<1	0.19	<10	0.01	33	<1	0.05	5	690	331	4.29	<2	1	32	<20
L560096		<1	0.20	10	0.08	415	<1	0.07	3	780	291	3.30	2	1	76	<20
L560097		<1	0.19	10	0.49	2700	<1	0.10	4	780	211	2.51	2	2	72	<20
L560098		<1	0.18	10	0.56	2340	<1	0.09	4	770	73	2.57	2	2	122	<20
L560099		<1	0.19	10	0.16	1010	<1	0.07	5	760	138	3.94	4	2	350	<20
L560100		<1	0.19	10	0.55	2280	<1	0.12	5	800	88	2.56	2	2	199	<20
L560101		<1	0.19	10	0.62	2440	<1	0.11	4	760	88	2.68	<2	2	246	<20
L560102		<1	0.19	10	0.63	2850	1	0.11	3	790	123	2.65	2	2	64	<20
L560103		1	0.22	20	0.56	6470	<1	0.08	4	790	294	2.78	<2	2	61	<20
L560104		<1	0.13	<10	0.10	819	2	0.06	4	780	154	2.54	<2	1	76	<20
L560105		1	0.21	10	0.52	3090	<1	0.08	4	760	221	2.67	2	1	60	<20
L560106		1	0.18	20	0.69	2480	<1	0.10	3	760	98	2.49	3	2	142	<20
L560107		1	0.17	20	0.42	1835	1	0.11	4	750	82	2.48	<2	2	176	<20
L560108		<1	0.17	20	0.46	1900	1	0.12	4	770	80	2.49	<2	2	186	<20
L560109		<1	0.17	20	0.31	1340	<1	0.12	4	770	64	2.42	3	3	218	<20
L560110		<1	0.18	10	0.51	1600	<1	0.12	4	750	51	3.01	2	3	243	<20
L560111		<1	<0.01	<10	1.89	36	<1	0.01	<1	60	<2	0.09	<2	<1	5340	20
L560112		1	0.54	10	0.69	491	159	0.03	24	890	2120	2.42	64	7	41	<20
L560113		1	0.19	10	0.84	1975	1	0.12	3	760	199	3.01	2	2	294	<20
L560114		<1	0.21	10	0.31	1060	1	0.06	4	710	324	3.53	2	1	82	<20
L560115		<1	0.19	10	0.71	2490	<1	0.10	4	730	346	3.13	2	2	169	<20
L560116		1	0.20	10	0.40	1510	<1	0.09	6	760	374	3.56	5	1	129	<20
L560117		<1	0.18	10	0.90	2890	<1	0.12	4	800	263	3.23	5	2	96	<20

ALS Canada Ltd.
2103 Dollarton Hwy
North Vancouver BC V7H 0A7
Phone: 604 984 0221 Fax: 604 984 0218 www.alsglobal.com

To: **EQUITY EXPLORATION CONSULTANTS LTD.**
SUITE 200, 900 WEST HASTINGS STREET
VANCOUVER BC V6C 1E5

Finalized Date: 22-AUG-2011
Account: EIABRX

Project: BRX11-01

CERTIFICATE OF ANALYSIS WH11135449

Sample Description	Method / Analyte / Units / LOR	ME-ICP41 Ti % 0.01	ME-ICP41 Tl ppm 10	ME-ICP41 U ppm 10	ME-ICP41 V ppm 1	ME-ICP41 W ppm 10	ME-ICP41 Zn ppm 2	Au-AA25 Au ppm 0.01	Ag-GRA21 Ag ppm 5	Cu-AA46 Cu % 0.001	Zn-AA46 Zn % 0.001
L560078		<0.01	<10	<10	8	<10	142	0.02			
L560079		<0.01	<10	<10	7	<10	2310	0.03			
L560080		<0.01	<10	<10	2	<10	7430	0.98	181	0.977	
L560081		<0.01	<10	<10	4	<10	3080	0.04			
L560082		<0.01	<10	<10	4	<10	5720	0.02			
L560083		<0.01	<10	<10	2	<10	713	0.04			
L560084		<0.01	<10	<10	1	<10	58	0.14			
L560085		<0.01	<10	<10	1	<10	28	0.02			
L560086		<0.01	<10	<10	1	<10	381	0.06			
L560087		<0.01	<10	<10	1	<10	123	0.02			
L560088		<0.01	<10	<10	1	<10	88	0.01			
L560089		<0.01	<10	<10	1	<10	59	0.01			
L560090		<0.01	<10	10	<1	<10	<2	<0.01			
L560091		0.11	<10	<10	76	10	8600	1.26		2.47	
L560092		<0.01	<10	<10	1	<10	132	<0.01			
L560093		<0.01	<10	<10	2	<10	309	0.01			
L560094		<0.01	<10	<10	3	<10	321	0.02			
L560095		<0.01	<10	<10	3	<10	406	0.01			
L560096		<0.01	<10	<10	4	<10	184	<0.01			
L560097		<0.01	<10	<10	11	<10	422	0.01			
L560098		<0.01	<10	<10	12	<10	153	0.02			
L560099		<0.01	<10	<10	6	<10	128	0.01			
L560100		<0.01	<10	<10	10	<10	196	<0.01			
L560101		<0.01	<10	<10	10	<10	98	0.01			
L560102		<0.01	<10	<10	10	<10	326	<0.01			
L560103		<0.01	<10	<10	10	<10	464	0.01			
L560104		<0.01	<10	<10	4	<10	214	0.01			
L560105		<0.01	<10	<10	13	<10	333	0.01			
L560106		<0.01	<10	<10	10	<10	224	<0.01			
L560107		<0.01	<10	<10	9	<10	170	0.01			
L560108		<0.01	<10	<10	9	<10	179	<0.01			
L560109		<0.01	<10	<10	11	<10	151	<0.01			
L560110		<0.01	<10	<10	9	<10	65	<0.01			
L560111		<0.01	<10	10	<1	<10	<2	<0.01			
L560112		0.09	<10	<10	86	<10	2530	0.37			
L560113		<0.01	<10	<10	10	<10	304	<0.01			
L560114		<0.01	<10	<10	6	<10	388	<0.01			
L560115		<0.01	<10	<10	9	<10	502	0.01			
L560116		<0.01	<10	<10	8	<10	530	<0.01			
L560117		<0.01	<10	<10	10	<10	392	<0.01			

ALS Canada Ltd.

2103 Dollarton Hwy
North Vancouver BC V7H 0A7
Phone: 604 984 0221 Fax: 604 984 0218 www.alsglobal.com

To: **EQUITY EXPLORATION CONSULTANTS LTD.**
SUITE 200, 900 WEST HASTINGS STREET
VANCOUVER BC V6C 1E5

Finalized Date: 22-AUG-2011
Account: EIABRX

Project: BRX11-01

CERTIFICATE OF ANALYSIS WH11135449

Sample Description	Method	WEI-21	ME-ICP41	ME-ICP41	ME-ICP41	ME-ICP41	ME-ICP41	ME-ICP41	ME-ICP41	ME-ICP41	ME-ICP41	ME-ICP41	ME-ICP41	ME-ICP41	ME-ICP41	ME-ICP41
	Analyte	Recvd Wt.	Ag	Al	As	B	Ba	Be	Bi	Ca	Cd	Co	Cr	Cu	Fe	Ga
	Units	kg	ppm	%	ppm	ppm	ppm	ppm	ppm	%	ppm	ppm	ppm	ppm	%	ppm
	LOR	.02	0.2	0.01	2	10	10	0.5	2	0.01	0.5	1	1	1	0.01	10
L560118		5.90	0.9	0.54	53	<10	40	<0.5	4	1.78	1.1	6	2	8	2.90	<10
L560119		5.14	0.6	0.53	85	<10	100	<0.5	5	1.79	1.5	5	3	11	2.63	<10
L560120		6.23	1.1	0.52	111	<10	100	<0.5	4	1.86	2.2	5	3	12	2.68	<10
L560121		5.61	1.1	0.53	123	<10	100	<0.5	5	2.26	2.4	5	3	11	2.87	<10
L560122		5.61	0.6	0.61	135	<10	100	<0.5	3	2.15	1.0	5	2	11	2.64	<10
L560123		5.16	0.5	0.50	67	<10	90	<0.5	5	1.48	1.3	6	3	3	2.60	<10
L560124		6.52	1.0	0.49	63	<10	90	<0.5	5	2.03	1.7	5	5	8	2.93	<10
L560125		5.23	2.0	0.50	123	<10	40	<0.5	6	2.45	4.8	5	3	16	2.93	<10
L560126		5.50	0.4	0.56	126	<10	60	<0.5	3	2.75	1.7	5	2	11	2.70	<10
L560127		5.84	0.3	0.55	132	<10	100	<0.5	2	3.00	0.7	5	3	8	2.64	<10
L560128		3.98	0.7	0.50	157	<10	60	<0.5	2	4.47	4.4	4	2	13	2.56	<10
L560129		5.70	<0.2	0.95	157	<10	120	<0.5	2	4.52	0.9	5	2	8	2.69	<10
L560130		5.58	<0.2	0.90	167	<10	120	<0.5	2	4.21	0.6	5	3	16	2.52	<10
L560131		6.02	<0.2	0.89	159	<10	120	<0.5	<2	4.45	<0.5	6	2	11	2.62	<10
L560132		Not Recvd														
L560133		0.69	<0.2	0.04	<2	<10	10	<0.5	<2	>25.0	<0.5	<1	<1	<1	0.04	<10
L560134		0.07	80.9	1.66	473	10	30	<0.5	<2	2.04	55.7	27	75	>10000	6.12	10
L560135		4.28	0.5	1.11	179	<10	110	0.5	<2	4.38	<0.5	7	3	15	2.95	<10
L560136		5.36	1.0	0.54	123	<10	50	<0.5	2	1.88	7.1	6	3	22	2.64	<10
L560137		5.73	0.4	0.52	75	<10	120	0.5	3	2.36	0.9	6	3	10	2.35	<10
L560138		5.98	<0.2	0.56	101	<10	110	0.5	2	2.83	<0.5	5	4	6	2.70	<10

ALS Canada Ltd.

2103 Dollarton Hwy
North Vancouver BC V7H 0A7
Phone: 604 984 0221 Fax: 604 984 0218 www.alsglobal.com

To: **EQUITY EXPLORATION CONSULTANTS LTD.**
SUITE 200, 900 WEST HASTINGS STREET
VANCOUVER BC V6C 1E5

Finalized Date: 22-AUG-2011
Account: EIABRX

Project: BRX11-01

CERTIFICATE OF ANALYSIS WH11135449

Sample Description	Method	ME-ICP41	ME-ICP41	ME-ICP41	ME-ICP41	ME-ICP41	ME-ICP41	ME-ICP41	ME-ICP41	ME-ICP41	ME-ICP41	ME-ICP41	ME-ICP41	ME-ICP41	ME-ICP41	ME-ICP41
	Analyte	Hg	K	La	Mg	Mn	Mo	Na	Ni	P	Pb	S	Sb	Sc	Sr	Th
	Units	ppm	%	ppm	%	ppm	ppm	%	ppm	ppm	ppm	%	ppm	ppm	ppm	ppm
	LOR	1	0.01	10	0.01	5	1	0.01	1	10	2	0.01	2	1	1	20
L560118		<1	0.23	10	0.67	2280	<1	0.09	4	720	169	3.12	5	1	191	<20
L560119		<1	0.20	10	0.63	2230	<1	0.10	5	780	154	2.76	4	2	88	<20
L560120		1	0.20	10	0.64	2650	<1	0.10	3	780	241	2.76	4	2	82	<20
L560121		<1	0.19	10	0.77	2900	<1	0.12	4	780	288	2.83	2	2	86	<20
L560122		<1	0.18	10	0.71	2780	<1	0.13	5	780	177	2.56	4	2	120	<20
L560123		<1	0.21	10	0.51	1455	<1	0.09	3	740	155	2.59	<2	1	100	<20
L560124		<1	0.20	10	0.70	2280	<1	0.10	4	770	185	2.95	3	2	121	<20
L560125		<1	0.19	10	0.87	2780	<1	0.10	5	750	542	2.98	5	2	476	<20
L560126		<1	0.19	20	0.96	2850	<1	0.12	3	800	170	2.80	3	2	226	<20
L560127		<1	0.18	20	1.07	3170	<1	0.12	3	780	105	2.71	2	2	208	<20
L560128		<1	0.18	20	0.89	3540	<1	0.11	2	720	320	4.28	3	2	611	<20
L560129		<1	0.17	20	0.58	2260	<1	0.13	5	800	84	2.63	<2	2	192	<20
L560130		<1	0.16	10	0.64	2000	<1	0.14	3	770	76	2.38	3	2	296	<20
L560131		<1	0.15	10	0.68	2210	<1	0.14	4	760	35	2.49	3	3	208	<20
L560132																
L560133		1	<0.01	<10	1.97	31	<1	0.03	<1	60	<2	0.07	<2	<1	6200	20
L560134		3	0.36	10	1.41	775	1285	0.11	245	1290	8120	4.26	76	7	224	<20
L560135		<1	0.17	20	0.76	2450	<1	0.16	7	920	34	2.79	<2	3	206	<20
L560136		<1	0.17	10	0.49	2990	<1	0.11	4	760	358	2.91	5	2	543	<20
L560137		<1	0.18	10	0.81	3050	<1	0.11	2	740	76	2.29	4	2	197	<20
L560138		<1	0.18	20	1.06	3290	<1	0.12	3	770	36	2.48	2	2	190	<20

ALS Canada Ltd.
2103 Dollarton Hwy
North Vancouver BC V7H 0A7
Phone: 604 984 0221 Fax: 604 984 0218 www.alsglobal.com

To: **EQUITY EXPLORATION CONSULTANTS LTD.**
SUITE 200, 900 WEST HASTINGS STREET
VANCOUVER BC V6C 1E5

Finalized Date: 22-AUG-2011
Account: EIABRX

Project: BRX11-01

CERTIFICATE OF ANALYSIS WH11135449

Sample Description	Method	ME-ICP41	ME-ICP41	ME-ICP41	ME-ICP41	ME-ICP41	ME-ICP41	Au-AA25	Ag-GRA21	Cu-AA46	Zn-AA46
	Analyte	Ti	Tl	U	V	W	Zn	Au	Ag	Cu	Zn
	Units	%	ppm	ppm	ppm	ppm	ppm	ppm	ppm	%	%
	LOR	0.01	10	10	1	10	2	0.01	5	0.001	0.001
L560118		<0.01	<10	<10	9	<10	188	<0.01			
L560119		<0.01	<10	<10	12	<10	276	<0.01			
L560120		<0.01	<10	<10	15	<10	393	<0.01			
L560121		<0.01	<10	<10	13	<10	454	<0.01			
L560122		<0.01	<10	<10	14	<10	187	<0.01			
L560123		<0.01	<10	<10	11	<10	247	<0.01			
L560124		<0.01	<10	<10	12	<10	255	<0.01			
L560125		<0.01	<10	<10	14	<10	679	<0.01			
L560126		<0.01	<10	<10	13	<10	297	<0.01			
L560127		<0.01	<10	<10	16	<10	157	<0.01			
L560128		<0.01	<10	<10	15	<10	703	<0.01			
L560129		<0.01	<10	<10	12	<10	208	<0.01			
L560130		<0.01	<10	<10	13	<10	115	<0.01			
L560131		<0.01	<10	<10	13	<10	74	<0.01			
L560132											
L560133		<0.01	<10	10	1	<10	<2	<0.01			
L560134		0.10	<10	<10	75	20	8980	1.46		2.51	
L560135		<0.01	<10	<10	16	<10	67	<0.01			
L560136		<0.01	<10	<10	13	<10	954	<0.01			
L560137		<0.01	<10	<10	13	<10	139	<0.01			
L560138		<0.01	<10	<10	18	<10	52	<0.01			

ALS Canada Ltd.

2103 Dollarton Hwy
North Vancouver BC V7H 0A7
Phone: 604 984 0221 Fax: 604 984 0218 www.alsglobal.com

To: **EQUITY EXPLORATION CONSULTANTS LTD.**
SUITE 200, 900 WEST HASTINGS STREET
VANCOUVER BC V6C 1E5

Finalized Date: 12-AUG-2011
Account: EIABRX

CERTIFICATE WH11133109

Project: BRX11- 01

P.O. No.: BRX11-01-07

This report is for 56 Drill Core samples submitted to our lab in Whitehorse, YT, Canada on 14-JUL-2011.

The following have access to data associated with this certificate:

HENRY AWMACK EQUITY ENG EMAIL RYAN TOOLE	DARCY BAKER TOBY HUGHES	WANDA CARTER SORIN POSESCU

SAMPLE PREPARATION

ALS CODE	DESCRIPTION
WEI-21	Received Sample Weight
LOG-24	Pulp Login - Rcd w/o Barcode
LOG-22	Sample login - Rcd w/o BarCode
CRU-QC	Crushing QC Test
PUL-QC	Pulverizing QC Test
CRU-31	Fine crushing - 70% <2mm
SPL-21	Split sample - riffle splitter
PUL-31	Pulverize split to 85% <75 um

ANALYTICAL PROCEDURES

ALS CODE	DESCRIPTION	INSTRUMENT
Cu-AA46	Ore grade Cu - aqua regia/AA	AAS
ME-ICP41	35 Element Aqua Regia ICP-AES	ICP-AES
Au-AA25	Ore Grade Au 30g FA AA finish	AAS

To: **EQUITY EXPLORATION CONSULTANTS LTD.**
ATTN: WANDA CARTER
SUITE 200, 900 WEST HASTINGS STREET
VANCOUVER BC V6C 1E5

This is the Final Report and supersedes any preliminary report with this certificate number. Results apply to samples as submitted. All pages of this report have been checked and approved for release.

Signature:
Colin Ramshaw, Vancouver Laboratory Manager

ALS Canada Ltd.

2103 Dollarton Hwy
North Vancouver BC V7H 0A7
Phone: 604 984 0221 Fax: 604 984 0218 www.alsglobal.com

To: **EQUITY EXPLORATION CONSULTANTS LTD.**
SUITE 200, 900 WEST HASTINGS STREET
VANCOUVER BC V6C 1E5

Finalized Date: 12-AUG-2011
Account: EIABRX

Project: BRX11- 01

CERTIFICATE OF ANALYSIS WH11133109

Sample Description	Method / Analyte / Units / LOR	WEI-21 Recvd Wt. kg 0.02	ME-ICP41 Ag ppm 0.2	ME-ICP41 Al % 0.01	ME-ICP41 As ppm 2	ME-ICP41 B ppm 10	ME-ICP41 Ba ppm 10	ME-ICP41 Be ppm 0.5	ME-ICP41 Bi ppm 2	ME-ICP41 Ca % 0.01	ME-ICP41 Cd ppm 0.5	ME-ICP41 Co ppm 1	ME-ICP41 Cr ppm 1	ME-ICP41 Cu ppm 1	ME-ICP41 Fe % 0.01	ME-ICP41 Ga ppm 10
L559942		7.28	0.3	2.65	21	<10	70	1.2	<2	2.57	<0.5	26	70	31	6.66	20
L559943		3.55	1.5	1.11	67	<10	50	0.5	5	0.32	2.3	8	4	86	4.40	<10
L559944		2.54	0.7	0.63	45	<10	80	<0.5	4	0.26	3.0	6	3	13	2.73	<10
L559945		3.10	1.8	0.53	66	<10	60	<0.5	6	0.27	3.1	6	2	41	3.06	<10
L559946		2.99	0.9	0.55	63	<10	30	<0.5	4	0.24	0.5	7	3	7	3.14	<10
L559947		2.63	1.2	0.58	62	<10	60	<0.5	5	0.24	1.0	6	2	14	3.52	<10
L559948		3.01	1.1	0.98	63	<10	70	<0.5	5	0.33	6.6	6	3	20	3.25	<10
L559949		3.97	4.6	0.61	70	<10	20	<0.5	8	0.97	27.5	6	2	109	3.50	<10
L559950		2.65	3.8	0.54	62	<10	80	<0.5	6	0.48	11.2	6	2	41	3.14	<10
L559951		2.60	1.8	0.57	33	<10	80	<0.5	5	0.29	1.9	6	2	26	2.70	<10
L559952		2.87	2.5	0.47	41	<10	90	<0.5	5	0.34	5.4	6	2	19	2.69	<10
L559953		3.06	5.2	0.55	46	<10	70	<0.5	7	0.24	15.0	6	2	63	2.95	<10
L559954		2.89	4.6	0.59	67	<10	70	<0.5	8	0.26	10.1	6	2	51	3.16	<10
L559955		2.29	6.9	0.48	59	<10	70	<0.5	6	0.38	35.7	6	2	113	3.11	<10
L559956		2.61	3.4	0.55	42	<10	70	<0.5	7	1.04	3.5	6	2	49	2.98	<10
L559957		2.79	1.4	0.65	57	<10	60	<0.5	5	1.66	4.8	6	2	17	2.84	<10
L559958		3.01	1.3	0.63	56	<10	70	<0.5	6	0.86	1.2	6	3	33	2.88	<10
L559959		1.05	1.8	0.61	72	<10	60	<0.5	5	0.33	0.9	6	2	111	3.29	<10
L559960		1.57	2.0	0.57	75	<10	90	<0.5	6	0.40	1.2	6	2	149	3.20	<10
L559961		0.74	<0.2	0.05	<2	<10	10	<0.5	<2	>25.0	<0.5	2	1	3	0.05	<10
L559962		0.09	53.1	1.08	97	<10	60	<0.5	<2	0.55	21.1	17	31	4150	4.47	10
L559963		2.63	1.1	0.64	59	<10	50	<0.5	3	0.82	2.0	7	2	20	3.06	<10
L559964		2.85	1.0	0.66	35	<10	70	<0.5	8	0.58	1.0	7	2	21	3.16	<10
L559965		3.01	5.1	0.59	43	<10	90	<0.5	10	0.39	12.1	7	2	91	3.21	<10
L559966		2.82	2.5	0.61	37	<10	80	<0.5	2	0.46	5.4	7	2	21	3.07	<10
L559967		2.86	1.8	0.68	38	<10	80	<0.5	2	0.83	5.7	6	3	17	2.88	<10
L559968		2.82	1.5	0.60	41	<10	50	<0.5	<2	0.98	8.5	7	2	17	3.00	<10
L559969		3.08	1.8	0.66	44	<10	80	<0.5	<2	0.75	7.5	6	2	20	3.02	<10
L559970		2.94	1.5	0.65	26	<10	70	<0.5	2	0.80	8.0	7	1	30	3.03	<10
L559971		2.82	2.3	0.67	40	<10	60	<0.5	31	0.67	1.5	7	2	45	3.18	<10
L559972		3.97	0.4	2.35	27	<10	330	0.5	2	4.34	0.6	17	41	51	3.96	10
L559973		3.11	2.1	0.61	38	<10	40	<0.5	3	0.40	0.6	9	2	14	3.30	<10
L559974		2.96	6.9	0.58	50	<10	90	<0.5	11	0.27	19.9	7	2	168	3.23	<10
L559975		2.62	0.4	0.32	23	<10	60	<0.5	<2	0.23	1.5	6	2	7	2.81	<10
L559976		2.68	2.1	0.29	49	<10	50	<0.5	3	0.19	3.5	6	1	43	3.59	<10
L559977		2.98	3.1	0.36	37	<10	60	<0.5	5	0.23	4.2	8	4	31	3.56	<10
L559978		2.85	1.2	0.53	39	<10	60	<0.5	3	0.23	1.3	7	2	26	3.11	<10
L559979		1.69	0.9	0.55	51	<10	50	<0.5	4	0.22	1.2	7	2	13	3.23	<10
L559980		2.67	1.3	0.54	50	<10	50	<0.5	5	0.25	3.1	7	1	36	3.25	<10
L559981		2.91	2.0	0.60	43	<10	60	<0.5	5	0.22	1.8	6	3	25	3.24	<10

ALS Canada Ltd.

2103 Dollarton Hwy
North Vancouver BC V7H 0A7
Phone: 604 984 0221 Fax: 604 984 0218 www.alsglobal.com

To: **EQUITY EXPLORATION CONSULTANTS LTD.**
SUITE 200, 900 WEST HASTINGS STREET
VANCOUVER BC V6C 1E5

Finalized Date: 12-AUG-2011
Account: EIABRX

Project: BRX11- 01

CERTIFICATE OF ANALYSIS WH11133109

Sample Description	Method	ME-ICP41	ME-ICP41	ME-ICP41	ME-ICP41	ME-ICP41	ME-ICP41	ME-ICP41	ME-ICP41	ME-ICP41	ME-ICP41	ME-ICP41	ME-ICP41	ME-ICP41	ME-ICP41	ME-ICP41
	Analyte	Hg	K	La	Mg	Mn	Mo	Na	Ni	P	Pb	S	Sb	Sc	Sr	Th
	Units	ppm	%	ppm	%	ppm	ppm	%	ppm	ppm	ppm	%	ppm	ppm	ppm	ppm
	LOR	1	0.01	10	0.01	5	1	0.01	1	10	2	0.01	2	1	1	20
L559942		<1	0.04	40	3.50	2560	1	0.19	52	3750	11	0.26	3	14	96	<20
L559943		1	0.34	20	0.14	306	<1	0.13	8	850	56	4.39	<2	1	61	<20
L559944		<1	0.29	20	0.04	95	1	0.08	7	680	141	2.89	2	1	52	<20
L559945		<1	0.24	20	0.02	60	1	0.06	5	720	177	3.36	7	1	38	<20
L559946		<1	0.25	10	0.03	66	<1	0.06	5	760	78	3.34	<2	1	69	<20
L559947		<1	0.28	10	0.02	59	1	0.06	5	740	128	3.84	<2	1	32	<20
L559948		1	0.28	10	0.35	234	<1	0.07	4	800	204	3.56	3	1	41	<20
L559949		1	0.27	10	0.04	66	<1	0.07	5	830	294	4.53	13	1	157	<20
L559950		1	0.25	10	0.02	58	<1	0.07	4	750	548	3.67	8	1	64	<20
L559951		<1	0.25	<10	0.02	59	1	0.07	4	730	194	2.92	7	1	38	<20
L559952		1	0.21	<10	0.02	56	1	0.06	4	670	404	2.99	6	1	42	<20
L559953		2	0.25	<10	0.02	58	1	0.06	3	640	900	3.31	18	1	33	<20
L559954		1	0.25	<10	0.02	60	<1	0.07	4	680	806	3.46	15	1	40	<20
L559955		2	0.17	<10	0.01	49	<1	0.07	4	630	823	3.70	35	1	51	<20
L559956		1	0.24	<10	0.28	1765	<1	0.07	4	610	372	3.25	15	1	60	<20
L559957		<1	0.28	10	0.44	3100	<1	0.07	4	720	421	3.10	2	1	55	<20
L559958		<1	0.26	10	0.21	1990	<1	0.08	4	740	140	3.24	6	1	38	<20
L559959		<1	0.27	10	0.05	368	1	0.06	4	700	180	3.61	33	1	30	<20
L559960		<1	0.25	10	0.06	498	1	0.07	5	700	165	3.53	45	1	31	<20
L559961		<1	0.01	<10	2.22	30	<1	0.01	1	70	2	0.06	<2	<1	4740	20
L559962		<1	0.55	10	0.69	464	161	0.04	22	870	2090	2.39	63	7	40	<20
L559963		<1	0.23	<10	0.18	1835	<1	0.07	4	770	245	3.22	2	1	56	<20
L559964		<1	0.27	10	0.14	1190	<1	0.06	4	730	185	3.30	4	1	35	<20
L559965		1	0.28	<10	0.04	133	<1	0.06	4	750	599	3.40	28	1	44	<20
L559966		1	0.28	10	0.09	887	<1	0.06	3	760	646	3.21	5	1	33	<20
L559967		1	0.30	20	0.20	2460	<1	0.06	3	760	535	3.02	<2	1	37	<20
L559968		1	0.27	10	0.19	2690	<1	0.05	3	740	688	3.17	3	1	48	<20
L559969		<1	0.30	10	0.15	2090	<1	0.06	4	790	628	3.15	2	1	37	<20
L559970		<1	0.31	10	0.16	2330	<1	0.06	4	760	286	3.15	<2	1	39	<20
L559971		<1	0.30	10	0.15	650	<1	0.06	3	720	172	3.13	<2	1	63	<20
L559972		<1	0.21	10	2.48	4120	2	0.08	25	1630	30	0.36	<2	8	213	<20
L559973		<1	0.26	10	0.07	281	<1	0.07	5	640	150	3.32	<2	1	71	<20
L559974		1	0.25	<10	0.03	74	<1	0.06	4	750	621	3.44	12	1	47	<20
L559975		<1	0.07	<10	0.01	42	<1	0.04	4	750	20	2.86	<2	1	48	<20
L559976		<1	0.06	<10	0.01	41	1	0.03	4	600	86	3.73	14	1	34	<20
L559977		<1	0.10	<10	0.01	51	<1	0.04	5	750	238	3.64	8	1	34	<20
L559978		<1	0.25	<10	0.02	51	<1	0.05	3	700	137	3.22	6	1	37	<20
L559979		<1	0.26	<10	0.02	60	<1	0.05	4	700	151	3.27	<2	1	34	<20
L559980		<1	0.24	<10	0.02	62	<1	0.06	3	740	292	3.39	8	1	51	<20
L559981		<1	0.29	<10	0.02	57	<1	0.05	3	690	320	3.33	5	1	43	<20

ALS Canada Ltd.
2103 Dollarton Hwy
North Vancouver BC V7H 0A7
Phone: 604 984 0221 Fax: 604 984 0218 www.alsglobal.com

To: **EQUITY EXPLORATION CONSULTANTS LTD.**
SUITE 200, 900 WEST HASTINGS STREET
VANCOUVER BC V6C 1E5

Finalized Date: 12-AUG-2011
Account: EIABRX

Project: BRX11- 01

CERTIFICATE OF ANALYSIS WH11133109

Sample Description	Method / Analyte / Units / LOR	ME-ICP41 Ti % 0.01	ME-ICP41 Tl ppm 10	ME-ICP41 U ppm 10	ME-ICP41 V ppm 1	ME-ICP41 W ppm 10	ME-ICP41 Zn ppm 2	Au-AA25 Au ppm 0.01	Cu-AA46 Cu % 0.001
L559942		0.73	<10	<10	164	<10	120	<0.01	
L559943		0.01	<10	<10	12	<10	257	<0.01	
L559944		<0.01	<10	<10	5	<10	382	<0.01	
L559945		<0.01	<10	<10	4	<10	384	<0.01	
L559946		<0.01	<10	<10	4	<10	80	<0.01	
L559947		<0.01	<10	<10	4	<10	141	<0.01	
L559948		<0.01	<10	<10	6	<10	897	<0.01	
L559949		<0.01	<10	<10	4	<10	2700	0.03	
L559950		<0.01	<10	<10	3	<10	1370	<0.01	
L559951		<0.01	<10	<10	3	<10	265	<0.01	
L559952		<0.01	<10	<10	3	<10	710	<0.01	
L559953		<0.01	<10	<10	4	<10	1890	<0.01	
L559954		<0.01	<10	<10	4	<10	1200	<0.01	
L559955		<0.01	<10	<10	3	<10	4000	<0.01	
L559956		<0.01	<10	<10	5	<10	414	<0.01	
L559957		<0.01	<10	<10	7	<10	730	0.01	
L559958		<0.01	<10	<10	9	<10	228	<0.01	
L559959		<0.01	<10	<10	5	<10	168	0.01	
L559960		<0.01	<10	<10	5	<10	219	0.01	
L559961		<0.01	<10	<10	<1	<10	4	<0.01	
L559962		0.08	<10	<10	83	<10	2550	0.34	
L559963		<0.01	<10	<10	6	<10	365	<0.01	
L559964		<0.01	<10	<10	5	<10	148	<0.01	
L559965		<0.01	<10	<10	3	<10	1490	<0.01	
L559966		<0.01	<10	<10	4	<10	964	<0.01	
L559967		<0.01	<10	<10	6	<10	1090	<0.01	
L559968		<0.01	<10	<10	5	<10	1170	<0.01	
L559969		<0.01	<10	<10	4	<10	1085	<0.01	
L559970		<0.01	<10	<10	4	<10	864	<0.01	
L559971		<0.01	<10	<10	4	<10	135	<0.01	
L559972		<0.01	<10	<10	57	<10	209	<0.01	
L559973		<0.01	<10	<10	4	<10	53	<0.01	
L559974		<0.01	<10	<10	3	<10	2400	0.03	
L559975		<0.01	<10	<10	2	<10	335	<0.01	
L559976		<0.01	<10	<10	2	<10	551	0.02	
L559977		<0.01	<10	<10	2	<10	485	<0.01	
L559978		<0.01	<10	<10	3	<10	168	<0.01	
L559979		<0.01	<10	<10	4	<10	156	<0.01	
L559980		<0.01	<10	<10	3	<10	434	<0.01	
L559981		<0.01	<10	<10	4	<10	220	<0.01	

ALS Canada Ltd.

2103 Dollarton Hwy
North Vancouver BC V7H 0A7
Phone: 604 984 0221 Fax: 604 984 0218 www.alsglobal.com

To: **EQUITY EXPLORATION CONSULTANTS LTD.**
SUITE 200, 900 WEST HASTINGS STREET
VANCOUVER BC V6C 1E5

Finalized Date: 12-AUG-2011
Account: EIABRX

Project: BRX11- 01

CERTIFICATE OF ANALYSIS WH11133109

Sample Description	Method	WEI-21	ME-ICP41	ME-ICP41	ME-ICP41	ME-ICP41	ME-ICP41	ME-ICP41	ME-ICP41	ME-ICP41	ME-ICP41	ME-ICP41	ME-ICP41	ME-ICP41	ME-ICP41	ME-ICP41
	Analyte	Recvd Wt.	Ag	Al	As	B	Ba	Be	Bi	Ca	Cd	Co	Cr	Cu	Fe	Ga
	Units	kg	ppm	%	ppm	ppm	ppm	ppm	ppm	%	ppm	ppm	ppm	ppm	%	ppm
	LOR	0.02	0.2	0.01	2	10	10	0.5	2	0.01	0.5	1	1	1	0.01	10
L559982		0.97	<0.2	0.05	<2	<10	10	<0.5	<2	>25.0	<0.5	1	<1	<1	0.04	<10
L559983		0.08	81.3	1.58	459	<10	30	<0.5	10	2.05	55.0	30	76	>10000	6.17	10
L559984		2.89	4.1	0.40	58	<10	80	<0.5	8	0.19	6.0	5	3	59	3.32	<10
L559985		3.00	0.3	0.20	38	<10	30	<0.5	<2	0.05	<0.5	8	1	7	3.74	<10
L559986		3.04	0.2	0.20	49	<10	30	<0.5	<2	0.07	<0.5	6	2	8	3.35	<10
L559987		2.93	0.3	0.21	26	<10	60	<0.5	<2	0.13	<0.5	6	2	11	2.78	<10
L559988		2.27	0.4	0.28	37	<10	70	<0.5	<2	0.15	0.5	8	2	8	3.38	<10
L559989		1.50	3.7	0.20	43	<10	20	<0.5	5	0.20	2.7	4	1	353	8.77	<10
L559990		2.90	0.6	0.28	30	<10	30	<0.5	<2	0.17	2.4	6	2	27	3.22	<10
L559991		3.00	0.7	0.24	62	<10	20	<0.5	2	0.08	0.5	9	2	8	4.07	<10
L559992		2.98	0.4	0.46	35	<10	60	<0.5	2	0.19	1.2	5	2	5	2.85	<10
L559993		3.86	0.9	0.38	39	<10	80	<0.5	2	0.20	1.9	7	2	9	3.37	<10
L559994		2.76	1.3	0.53	39	<10	80	<0.5	5	0.23	1.5	8	2	19	3.26	<10
L559995		3.02	1.3	0.64	25	<10	50	<0.5	5	0.22	3.0	7	2	20	3.47	<10
L559996		2.88	0.8	1.02	30	<10	70	0.5	5	0.31	<0.5	7	1	51	3.27	<10
L559997		2.55	0.7	1.11	49	<10	70	<0.5	4	0.33	<0.5	6	2	96	3.21	<10

ALS Canada Ltd.

2103 Dollarton Hwy
North Vancouver BC V7H 0A7
Phone: 604 984 0221 Fax: 604 984 0218 www.alsglobal.com

To: **EQUITY EXPLORATION CONSULTANTS LTD.**
SUITE 200, 900 WEST HASTINGS STREET
VANCOUVER BC V6C 1E5

Finalized Date: 12-AUG-2011
Account: EIABRX

Project: BRX11-01

CERTIFICATE OF ANALYSIS WH11133109

Sample Description	Method	ME-ICP41	ME-ICP41	ME-ICP41	ME-ICP41	ME-ICP41	ME-ICP41	ME-ICP41	ME-ICP41	ME-ICP41	ME-ICP41	ME-ICP41	ME-ICP41	ME-ICP41	ME-ICP41	ME-ICP41
	Analyte	Hg	K	La	Mg	Mn	Mo	Na	Ni	P	Pb	S	Sb	Sc	Sr	Th
	Units	ppm	%	ppm	%	ppm	ppm	%	ppm	ppm	ppm	%	ppm	ppm	ppm	ppm
	LOR	1	0.01	10	0.01	5	1	0.01	1	10	2	0.01	2	1	1	20
L559982		<1	0.01	<10	1.73	26	<1	0.01	<1	60	2	0.09	<2	<1	4850	20
L559983		2	0.37	10	1.44	770	1270	0.10	236	1240	7980	4.28	71	7	208	<20
L559984		1	0.12	<10	0.02	55	1	0.05	3	590	452	3.45	15	1	33	<20
L559985		<1	0.02	<10	<0.01	32	<1	0.02	4	80	25	3.84	<2	1	27	<20
L559986		<1	0.02	<10	<0.01	38	<1	0.02	4	160	20	3.42	<2	1	29	<20
L559987		<1	0.04	<10	<0.01	43	<1	0.02	3	370	16	2.74	<2	<1	40	<20
L559988		<1	0.06	<10	<0.01	39	<1	0.03	3	500	25	3.49	<2	1	50	<20
L559989		<1	0.04	<10	<0.01	37	<1	0.02	3	710	131	>10.0	30	<1	29	<20
L559990		<1	0.05	<10	<0.01	42	<1	0.03	4	560	33	3.30	2	1	69	<20
L559991		<1	0.02	<10	<0.01	31	<1	0.02	5	190	47	4.19	2	1	93	<20
L559992		<1	0.16	<10	0.01	40	<1	0.04	3	640	45	2.94	<2	1	48	<20
L559993		<1	0.15	<10	0.01	41	<1	0.03	3	660	85	3.44	<2	1	32	<20
L559994		<1	0.23	<10	0.02	46	<1	0.05	5	730	116	3.39	4	1	33	<20
L559995		<1	0.26	<10	0.06	68	<1	0.05	3	700	243	3.56	2	1	43	<20
L559996		<1	0.23	<10	0.28	5930	<1	0.07	4	780	172	3.37	6	1	65	<20
L559997		<1	0.15	<10	0.37	5840	<1	0.09	11	780	146	3.31	14	1	82	<20

ALS Canada Ltd.
2103 Dollarton Hwy
North Vancouver BC V7H 0A7
Phone: 604 984 0221 Fax: 604 984 0218 www.alsglobal.com

To: **EQUITY EXPLORATION CONSULTANTS LTD.**
SUITE 200, 900 WEST HASTINGS STREET
VANCOUVER BC V6C 1E5

Finalized Date: 12-AUG-2011
Account: EIABRX

Project: BRX11-01

CERTIFICATE OF ANALYSIS WH11133109

Sample Description	Method / Analyte / Units / LOR	ME-ICP41 Ti % 0.01	ME-ICP41 Tl ppm 10	ME-ICP41 U ppm 10	ME-ICP41 V ppm 1	ME-ICP41 W ppm 10	ME-ICP41 Zn ppm 2	Au-AA25 Au ppm 0.01	Cu-AA46 Cu % 0.001
L559982		<0.01	<10	<10	<1	<10	3	<0.01	
L559983		0.11	<10	<10	74	20	9040	1.29	2.48
L559984		<0.01	<10	<10	3	<10	625	<0.01	
L559985		<0.01	<10	<10	2	<10	64	0.01	
L559986		<0.01	<10	<10	2	<10	98	<0.01	
L559987		<0.01	<10	<10	1	<10	23	<0.01	
L559988		<0.01	<10	<10	2	<10	86	0.01	
L559989		<0.01	<10	<10	1	<10	627	0.22	
L559990		<0.01	<10	<10	2	<10	610	0.01	
L559991		<0.01	<10	<10	3	<10	76	<0.01	
L559992		<0.01	<10	<10	3	<10	174	<0.01	
L559993		<0.01	<10	<10	2	<10	244	0.01	
L559994		<0.01	<10	<10	4	<10	185	<0.01	
L559995		<0.01	<10	<10	4	<10	395	<0.01	
L559996		<0.01	<10	<10	6	<10	65	0.01	
L559997		<0.01	<10	<10	7	<10	67	0.01	

ALS Canada Ltd.

2103 Dollarton Hwy
North Vancouver BC V7H 0A7
Phone: 604 984 0221 Fax: 604 984 0218 www.alsglobal.com

To: **EQUITY EXPLORATION CONSULTANTS LTD.**
SUITE 200, 900 WEST HASTINGS STREET
VANCOUVER BC V6C 1E5

Finalized Date: 13-SEP-2011
Account: EIABRX

CERTIFICATE WH11129843

Project: BRX11-01

P.O. No.: BRX11-01-06

This report is for 63 Drill Core samples submitted to our lab in Whitehorse, YT, Canada on 10-JUL-2011.

The following have access to data associated with this certificate:

HENRY AWMACK EQUITY ENG EMAIL RYAN TOOLE	DARCY BAKER TOBY HUGHES	WANDA CARTER SORIN POSESCU

SAMPLE PREPARATION

ALS CODE	DESCRIPTION
WEI-21	Received Sample Weight
LOG-23	Pulp Login - Rcvd with Barcode
LOG-22	Sample login - Rcd w/o BarCode
CRU-QC	Crushing QC Test
PUL-QC	Pulverizing QC Test
CRU-31	Fine crushing - 70% <2mm
SPL-21	Split sample - riffle splitter
PUL-31	Pulverize split to 85% <75 um

ANALYTICAL PROCEDURES

ALS CODE	DESCRIPTION	INSTRUMENT
Cu-AA46	Ore grade Cu - aqua regia/AA	AAS
Zn-AA46	Ore grade Zn - aqua regia/AA	AAS
ME-ICP41	35 Element Aqua Regia ICP-AES	ICP-AES
Au-AA25	Ore Grade Au 30g FA AA finish	AAS

To: **EQUITY EXPLORATION CONSULTANTS LTD.**
ATTN: WANDA CARTER
SUITE 200, 900 WEST HASTINGS STREET
VANCOUVER BC V6C 1E5

This is the Final Report and supersedes any preliminary report with this certificate number. Results apply to samples as submitted. All pages of this report have been checked and approved for release.

Signature:
Colin Ramshaw, Vancouver Laboratory Manager

ALS Canada Ltd.

2103 Dollarton Hwy
North Vancouver BC V7H 0A7
Phone: 604 984 0221 Fax: 604 984 0218 www.alsglobal.com

To: **EQUITY EXPLORATION CONSULTANTS LTD.**
SUITE 200, 900 WEST HASTINGS STREET
VANCOUVER BC V6C 1E5

Finalized Date: 13-SEP-2011
Account: EIABRX

Project: BRX11-01

CERTIFICATE OF ANALYSIS WH11129843

Sample Description	Method / Analyte / Units / LOR	WEI-21 Recvd Wt. kg .02	ME-ICP41 Ag ppm 0.2	ME-ICP41 Al % 0.01	ME-ICP41 As ppm 2	ME-ICP41 B ppm 10	ME-ICP41 Ba ppm 10	ME-ICP41 Be ppm 0.5	ME-ICP41 Bi ppm 2	ME-ICP41 Ca % 0.01	ME-ICP41 Cd ppm 0.5	ME-ICP41 Co ppm 1	ME-ICP41 Cr ppm 1	ME-ICP41 Cu ppm 1	ME-ICP41 Fe % 0.01	ME-ICP41 Ga ppm 10
L559879		2.69	2.3	0.43	60	<10	80	<0.5	3	0.49	8.5	7	2	35	3.13	<10
L559880		2.71	1.7	0.43	74	<10	90	<0.5	2	0.50	2.6	7	2	15	2.95	<10
L559881		2.50	3.2	0.45	94	<10	90	<0.5	2	0.35	17.1	7	2	49	2.89	<10
L559882		1.24	1.4	0.40	69	<10	80	<0.5	<2	0.28	2.2	7	1	10	2.76	<10
L559883		2.71	2.2	0.37	61	<10	90	<0.5	3	0.24	3.6	7	1	13	3.36	<10
L559884		3.02	10.9	0.37	125	<10	60	<0.5	10	0.24	33.3	7	1	214	3.88	<10
L559885		2.91	6.3	0.39	133	<10	90	<0.5	5	0.23	17.6	7	2	97	3.04	<10
L559886		2.51	15.3	0.37	156	<10	80	<0.5	10	0.25	20.4	6	1	233	2.91	<10
L559887		2.90	8.4	0.38	147	<10	80	<0.5	6	0.25	6.7	7	1	117	2.70	<10
L559888		2.51	4.3	0.46	141	<10	70	<0.5	4	0.31	21.5	8	1	51	3.38	<10
L559889		3.03	2.8	0.38	52	<10	20	<0.5	4	0.47	3.6	7	1	26	3.26	<10
L559890		2.11	2.5	0.53	87	<10	60	<0.5	4	0.38	9.0	9	3	31	3.31	<10
L559891		2.30	0.3	3.26	91	<10	200	0.9	<2	3.51	<0.5	26	58	32	7.01	10
L559892		2.94	3.2	0.46	85	<10	50	<0.5	3	0.28	13.3	8	2	71	3.44	<10
L559893		2.91	1.7	0.56	76	<10	60	<0.5	<2	0.38	9.8	7	2	24	3.03	<10
L559894		2.88	2.7	0.46	77	<10	70	<0.5	2	0.28	28.0	7	1	38	3.09	<10
L559895		2.49	2.3	0.42	74	<10	40	<0.5	<2	0.28	11.5	8	1	25	3.10	<10
L559896		0.77	0.2	0.05	3	<10	10	<0.5	<2	>25.0	<0.5	1	1	3	0.05	<10
L559897		0.10	53.2	1.21	99	<10	70	<0.5	<2	0.56	21.9	17	32	4420	4.77	10
L559898		3.29	1.7	0.44	59	<10	80	<0.5	<2	0.33	9.2	8	1	32	3.06	<10
L559899		5.29	<0.2	3.03	39	<10	630	0.7	<2	4.01	<0.5	24	99	42	5.47	10
L559900		5.76	0.2	2.63	51	<10	470	0.8	<2	3.31	<0.5	23	99	41	5.62	10
L559901		6.00	<0.2	2.74	40	<10	1130	0.6	<2	3.62	<0.5	20	104	35	5.15	10
L559902		4.81	<0.2	3.12	16	<10	720	0.6	<2	3.45	<0.5	19	120	34	4.90	10
L559903		5.44	0.7	0.43	47	<10	90	<0.5	<2	0.39	1.0	7	2	12	3.17	<10
L559904		3.36	0.4	0.42	35	<10	90	<0.5	<2	0.28	0.7	7	1	8	3.15	<10
L559905		1.57	2.3	0.38	55	<10	70	<0.5	3	0.26	42.6	6	1	70	3.45	<10
L559906		5.66	0.6	0.56	38	<10	80	<0.5	<2	0.31	5.2	7	1	10	3.13	<10
L559907		5.87	0.3	0.68	30	<10	40	<0.5	<2	1.23	1.5	7	1	11	2.96	<10
L559908		3.14	0.5	0.56	29	<10	70	<0.5	2	2.74	2.2	7	1	10	2.77	<10
L559909		3.34	0.6	0.76	31	<10	40	0.5	2	3.22	2.6	7	1	11	2.95	<10
L559910		2.45	0.3	3.44	77	<10	310	0.6	<2	3.88	<0.5	19	103	35	4.64	10
L559911		5.20	0.6	0.83	46	<10	70	0.5	<2	2.44	2.1	7	2	16	2.60	<10
L559912		5.30	0.3	3.28	25	<10	940	0.7	<2	3.69	<0.5	17	110	32	4.69	10
L559913		3.36	<0.2	3.24	13	<10	340	0.7	<2	5.06	<0.5	16	104	29	4.23	10
L559914		4.06	0.2	2.95	20	<10	970	0.7	<2	4.46	<0.5	18	112	31	4.53	10
L559915		2.40	1.0	0.74	40	<10	100	<0.5	2	0.49	6.8	8	8	22	2.80	<10
L559916		5.48	<0.2	2.34	32	<10	90	1.1	<2	2.63	<0.5	24	41	32	6.54	10
L559917		Not Recvd														
L559918		0.74	<0.2	0.16	2	<10	10	<0.5	<2	>25.0	<0.5	<1	1	<1	0.11	<10

ALS Canada Ltd.
2103 Dollarton Hwy
North Vancouver BC V7H 0A7
Phone: 604 984 0221 Fax: 604 984 0218 www.alsglobal.com

To: **EQUITY EXPLORATION CONSULTANTS LTD.**
SUITE 200, 900 WEST HASTINGS STREET
VANCOUVER BC V6C 1E5

Finalized Date: 13-SEP-2011
Account: EIABRX

Project: BRX11-01

CERTIFICATE OF ANALYSIS WH11129843

Sample Description	Method / Analyte / Units / LOR	ME-ICP41 Hg ppm 1	ME-ICP41 K % 0.01	ME-ICP41 La ppm 10	ME-ICP41 Mg % 0.01	ME-ICP41 Mn ppm 5	ME-ICP41 Mo ppm 1	ME-ICP41 Na % 0.01	ME-ICP41 Ni ppm 1	ME-ICP41 P ppm 10	ME-ICP41 Pb ppm 2	ME-ICP41 S % 0.01	ME-ICP41 Sb ppm 2	ME-ICP41 Sc ppm 1	ME-ICP41 Sr ppm 1	ME-ICP41 Th ppm 20
L559879		<1	0.15	10	0.05	539	<1	0.05	6	750	660	3.56	<2	1	40	<20
L559880		<1	0.14	<10	0.04	578	<1	0.06	6	770	386	3.31	<2	1	56	<20
L559881		1	0.17	<10	0.02	170	<1	0.06	5	790	1220	3.33	2	1	49	<20
L559882		<1	0.14	<10	0.01	44	<1	0.06	5	800	260	3.10	<2	1	38	<20
L559883		<1	0.13	<10	0.01	37	<1	0.05	3	710	203	3.77	3	1	48	<20
L559884		1	0.14	<10	0.01	37	<1	0.04	3	730	1880	4.56	62	1	47	<20
L559885		<1	0.14	<10	0.02	46	<1	0.05	3	650	1440	3.50	27	1	45	<20
L559886		<1	0.13	<10	0.01	53	<1	0.05	5	750	1020	3.39	72	1	27	<20
L559887		1	0.13	<10	0.01	52	<1	0.06	5	700	694	3.08	32	1	39	<20
L559888		1	0.15	<10	0.01	49	<1	0.07	6	870	1130	3.95	10	1	35	<20
L559889		<1	0.14	<10	0.02	171	<1	0.05	5	750	482	3.75	5	1	294	<20
L559890		<1	0.17	10	0.13	134	<1	0.06	7	890	316	3.52	5	1	59	<20
L559891		1	0.03	30	3.66	3030	1	0.22	43	3630	17	0.22	2	15	171	<20
L559892		<1	0.16	<10	0.06	93	<1	0.05	6	790	1135	3.89	15	1	58	<20
L559893		<1	0.14	<10	0.10	458	<1	0.06	6	770	852	3.30	<2	1	71	<20
L559894		<1	0.15	<10	0.03	120	<1	0.07	4	810	2130	3.68	5	1	48	<20
L559895		1	0.15	<10	0.02	71	<1	0.06	6	810	1015	3.56	5	1	84	<20
L559896		1	<0.01	<10	1.85	24	<1	0.01	1	50	7	0.08	<2	<1	5190	20
L559897		1	0.53	10	0.70	498	163	0.04	24	910	2200	2.65	66	7	42	<20
L559898		<1	0.17	<10	0.02	94	<1	0.06	5	800	648	3.50	<2	1	47	<20
L559899		<1	0.01	30	3.28	2640	1	0.11	81	2230	23	0.12	3	15	246	<20
L559900		1	0.01	30	3.14	1345	1	0.12	69	2460	28	0.20	2	15	206	<20
L559901		<1	<0.01	30	2.76	1365	1	0.14	53	2310	13	0.17	<2	12	342	<20
L559902		1	0.01	20	2.64	1405	2	0.17	43	2140	10	0.13	<2	9	271	<20
L559903		<1	0.15	<10	0.04	168	1	0.06	5	830	107	3.58	<2	1	57	<20
L559904		<1	0.14	<10	0.02	73	<1	0.06	3	800	101	3.54	<2	1	34	<20
L559905		1	0.12	<10	0.01	55	<1	0.05	3	720	737	4.06	14	1	46	<20
L559906		<1	0.11	<10	0.08	188	1	0.07	3	800	289	3.51	2	1	56	<20
L559907		<1	0.12	<10	0.14	1690	1	0.08	4	790	141	3.43	2	1	91	<20
L559908		<1	0.14	10	0.15	2650	<1	0.09	3	780	262	3.40	<2	1	130	<20
L559909		<1	0.16	10	0.33	2710	<1	0.08	3	760	349	3.69	<2	1	200	<20
L559910		<1	0.12	30	2.81	4000	1	0.10	48	2240	27	0.63	<2	8	174	<20
L559911		1	0.15	10	0.31	3690	1	0.09	3	760	230	2.94	<2	1	150	<20
L559912		1	0.10	20	2.69	2180	2	0.13	38	2060	13	0.23	<2	8	292	<20
L559913		<1	0.12	20	2.53	2380	2	0.10	36	1960	11	0.46	<2	7	479	<20
L559914		1	0.14	20	2.34	2270	1	0.15	38	2100	12	0.27	<2	8	303	<20
L559915		<1	0.19	10	0.33	362	1	0.07	13	770	371	2.59	<2	1	60	<20
L559916		<1	0.09	30	2.51	1845	<1	0.23	42	3660	10	0.32	5	10	122	<20
L559917																
L559918		<1	0.01	<10	1.85	33	<1	0.03	<1	60	<2	0.20	<2	<1	5700	20

ALS Canada Ltd.
2103 Dollarton Hwy
North Vancouver BC V7H 0A7
Phone: 604 984 0221 Fax: 604 984 0218 www.alsglobal.com

To: **EQUITY EXPLORATION CONSULTANTS LTD.**
SUITE 200, 900 WEST HASTINGS STREET
VANCOUVER BC V6C 1E5

Finalized Date: 13-SEP-2011
Account: EIABRX

Project: BRX11-01

CERTIFICATE OF ANALYSIS WH11129843

Sample Description	Method / Analyte / Units / LOR	ME-ICP41 Ti % 0.01	ME-ICP41 Tl ppm 10	ME-ICP41 U ppm 10	ME-ICP41 V ppm 1	ME-ICP41 W ppm 10	ME-ICP41 Zn ppm 2	Au-AA25 Au ppm 0.01	Cu-AA46 Cu % 0.001	Zn-AA46 Zn % 0.001
L559879		<0.01	<10	<10	4	<10	1290	0.01		
L559880		<0.01	<10	<10	4	<10	367	0.02		
L559881		<0.01	<10	<10	3	<10	1950	0.01		
L559882		<0.01	<10	<10	3	<10	288	0.01		
L559883		<0.01	<10	<10	2	<10	412	0.06		
L559884		<0.01	<10	<10	3	<10	3800	0.02		
L559885		<0.01	<10	<10	2	<10	2120	0.01		
L559886		<0.01	<10	<10	3	<10	2390	0.01		
L559887		<0.01	<10	<10	3	<10	840	0.01		
L559888		<0.01	<10	<10	3	<10	2830	0.01		
L559889		<0.01	<10	<10	2	<10	537	0.01		
L559890		<0.01	<10	<10	7	<10	1010	0.01		
L559891		0.56	<10	<10	183	<10	163	<0.01		
L559892		<0.01	<10	<10	5	<10	1930	<0.01		
L559893		<0.01	<10	<10	6	<10	1350	<0.01		
L559894		<0.01	<10	<10	3	<10	4100	<0.01		
L559895		<0.01	<10	<10	3	<10	1610	<0.01		
L559896		<0.01	<10	10	<1	<10	18	<0.01		
L559897		0.08	<10	<10	87	<10	2710	0.37		
L559898		<0.01	<10	<10	3	<10	1110	0.01		
L559899		0.50	<10	<10	139	<10	126	0.01		
L559900		0.58	<10	<10	143	<10	119	0.02		
L559901		0.42	<10	<10	135	<10	104	0.01		
L559902		0.05	<10	<10	124	<10	113	<0.01		
L559903		<0.01	<10	<10	3	<10	154	0.01		
L559904		<0.01	<10	<10	2	<10	126	0.01		
L559905		<0.01	<10	<10	2	<10	4300	0.01		
L559906		<0.01	<10	<10	3	<10	636	<0.01		
L559907		<0.01	<10	<10	4	<10	217	<0.01		
L559908		<0.01	<10	<10	4	<10	316	<0.01		
L559909		<0.01	<10	<10	5	<10	459	<0.01		
L559910		0.02	<10	<10	103	<10	155	<0.01		
L559911		<0.01	<10	<10	7	<10	305	<0.01		
L559912		0.05	<10	<10	99	<10	109	<0.01		
L559913		0.02	<10	<10	82	<10	97	<0.01		
L559914		0.05	<10	<10	89	<10	117	<0.01		
L559915		0.01	<10	<10	12	<10	845	<0.01		
L559916		0.76	<10	<10	161	<10	115	<0.01		
L559917										
L559918		<0.01	<10	10	1	<10	<2	<0.01		

ALS Canada Ltd.

2103 Dollarton Hwy
North Vancouver BC V7H 0A7
Phone: 604 984 0221 Fax: 604 984 0218 www.alsglobal.com

To: **EQUITY EXPLORATION CONSULTANTS LTD.**
SUITE 200, 900 WEST HASTINGS STREET
VANCOUVER BC V6C 1E5

Finalized Date: 13-SEP-2011
Account: EIABRX

Project: BRX11-01

CERTIFICATE OF ANALYSIS WH11129843

Sample Description	Method / Analyte / Units / LOR	WEI-21 Recvd Wt. kg .02	ME-ICP41 Ag ppm 0.2	ME-ICP41 Al % 0.01	ME-ICP41 As ppm 2	ME-ICP41 B ppm 10	ME-ICP41 Ba ppm 10	ME-ICP41 Be ppm 0.5	ME-ICP41 Bi ppm 2	ME-ICP41 Ca % 0.01	ME-ICP41 Cd ppm 0.5	ME-ICP41 Co ppm 1	ME-ICP41 Cr ppm 1	ME-ICP41 Cu ppm 1	ME-ICP41 Fe % 0.01	ME-ICP41 Ga ppm 10
L559919		0.17	79.9	1.61	448	10	30	<0.5	7	2.01	53.3	27	74	>10000	6.13	<10
L559920		6.99	<0.2	2.11	26	<10	70	1.0	<2	2.32	<0.5	22	38	29	6.15	10
L559921		5.52	<0.2	2.40	44	<10	110	1.1	<2	2.18	<0.5	23	81	34	6.37	10
L559922		5.54	<0.2	2.28	35	<10	580	1.1	<2	2.23	<0.5	23	53	31	6.51	10
L559923		5.51	<0.2	2.27	46	<10	210	0.9	<2	2.35	<0.5	20	49	29	6.29	10
L559924		5.27	1.3	0.56	73	<10	30	<0.5	5	0.63	4.5	7	2	23	4.38	<10
L559925		5.58	1.8	0.62	44	<10	60	<0.5	4	0.61	8.4	7	4	16	3.51	<10
L559926		5.58	0.6	0.73	34	<10	100	<0.5	2	2.04	1.8	6	2	12	2.97	<10
L559927		5.61	0.5	0.77	31	<10	80	<0.5	2	1.44	1.3	6	2	10	2.96	<10
L559928		5.38	2.0	0.58	44	<10	60	<0.5	5	0.37	7.0	6	1	45	3.62	<10
L559929		5.65	0.2	2.34	25	<10	70	1.0	2	1.96	<0.5	23	66	35	6.55	10
L559930		5.91	<0.2	2.53	37	<10	570	1.2	<2	2.08	<0.5	24	72	33	6.53	10
L559931		3.80	<0.2	2.28	32	<10	400	1.0	<2	1.98	0.8	21	50	32	6.45	10
L559932		2.92	1.8	0.54	43	<10	60	<0.5	3	0.35	10.9	6	1	43	3.08	<10
L559933		1.10	34.1	0.67	102	<10	30	<0.5	13	0.44	152.0	7	6	1710	10.85	20
L559934		5.02	<0.2	2.63	29	<10	660	1.1	<2	2.08	<0.5	24	74	33	6.89	20
L559935		5.25	<0.2	2.51	22	<10	300	1.2	<2	2.61	0.5	24	65	34	6.82	10
L559936		3.54	7.7	0.44	48	<10	90	<0.5	9	0.30	22.2	6	2	145	3.24	<10
L559937		3.15	1.0	0.72	81	<10	50	<0.5	<2	0.47	1.8	7	2	20	2.78	<10
L559938		5.59	<0.2	2.62	30	<10	660	1.2	<2	2.92	<0.5	22	57	30	7.00	20
L559939		0.71	<0.2	0.04	<2	<10	10	<0.5	<2	>25.0	<0.5	<1	<1	<1	0.05	<10
L559940		0.10	52.2	1.17	101	<10	70	<0.5	2	0.55	21.7	16	32	4430	4.75	10
L559941		5.37	<0.2	2.42	21	<10	800	1.2	<2	3.11	<0.5	20	46	30	6.55	10

ALS Canada Ltd.

2103 Dollarton Hwy
North Vancouver BC V7H 0A7
Phone: 604 984 0221 Fax: 604 984 0218 www.alsglobal.com

To: **EQUITY EXPLORATION CONSULTANTS LTD.**
SUITE 200, 900 WEST HASTINGS STREET
VANCOUVER BC V6C 1E5

Finalized Date: 13-SEP-2011
Account: EIABRX

Project: BRX11-01

CERTIFICATE OF ANALYSIS WH11129843

Sample Description	Method	ME-ICP41	ME-ICP41	ME-ICP41	ME-ICP41	ME-ICP41	ME-ICP41	ME-ICP41	ME-ICP41	ME-ICP41	ME-ICP41	ME-ICP41	ME-ICP41	ME-ICP41	ME-ICP41	ME-ICP41
	Analyte	Hg	K	La	Mg	Mn	Mo	Na	Ni	P	Pb	S	Sb	Sc	Sr	Th
	Units	ppm	%	ppm	%	ppm	ppm	%	ppm	ppm	ppm	%	ppm	ppm	ppm	ppm
	LOR	1	0.01	10	0.01	5	1	0.01	1	10	2	0.01	2	1	1	20
L559919		3	0.35	10	1.40	776	1250	0.10	230	1250	7950	4.22	67	7	214	<20
L559920		<1	0.07	30	2.32	1385	1	0.22	41	3670	15	0.32	3	8	93	<20
L559921		<1	0.06	30	2.70	1320	1	0.21	56	3620	24	0.32	4	8	119	<20
L559922		<1	0.05	30	2.32	1240	1	0.16	44	4010	15	0.24	4	6	295	<20
L559923		1	0.06	30	2.37	1780	1	0.18	39	3930	15	0.38	4	7	127	<20
L559924		<1	0.20	10	0.11	249	1	0.06	6	810	197	4.67	<2	1	54	<20
L559925		<1	0.20	10	0.16	412	<1	0.06	7	840	394	3.67	<2	1	57	<20
L559926		<1	0.18	10	0.31	1815	1	0.07	4	840	247	3.20	<2	1	79	<20
L559927		<1	0.22	10	0.32	1485	<1	0.08	5	800	161	3.23	<2	1	69	<20
L559928		1	0.21	10	0.06	141	<1	0.07	3	800	494	3.96	5	1	58	<20
L559929		<1	0.05	30	2.95	1440	1	0.17	53	3890	41	0.28	<2	8	92	<20
L559930		1	0.03	30	2.76	1390	<1	0.16	56	3830	20	0.31	5	6	203	<20
L559931		<1	0.04	30	2.47	1435	1	0.18	39	3940	26	0.75	4	9	275	<20
L559932		1	0.23	20	0.04	80	1	0.06	3	840	324	3.38	7	1	47	<20
L559933		11	0.23	20	0.28	234	<1	0.07	5	1180	8820	>10.0	71	2	57	<20
L559934		<1	0.04	30	3.11	1740	<1	0.17	56	3840	17	0.29	4	12	182	<20
L559935		<1	0.04	30	2.99	1780	1	0.18	49	3880	29	0.33	7	13	145	<20
L559936		1	0.20	20	0.05	107	1	0.04	3	750	949	3.42	<2	1	30	<20
L559937		<1	0.23	20	0.12	195	<1	0.06	4	850	111	2.48	<2	1	76	<20
L559938		<1	0.04	40	3.07	2360	1	0.20	40	4000	13	0.33	5	16	178	<20
L559939		<1	0.01	<10	2.23	31	<1	0.02	<1	50	<2	0.11	<2	<1	5250	20
L559940		<1	0.55	10	0.69	497	159	0.05	23	920	2170	2.55	62	7	42	<20
L559941		<1	0.03	30	2.74	2290	1	0.20	33	3860	14	0.29	3	14	275	<20

ALS Canada Ltd.

2103 Dollarton Hwy
North Vancouver BC V7H 0A7
Phone: 604 984 0221 Fax: 604 984 0218 www.alsglobal.com

To: **EQUITY EXPLORATION CONSULTANTS LTD.**
SUITE 200, 900 WEST HASTINGS STREET
VANCOUVER BC V6C 1E5

Finalized Date: 13-SEP-2011
Account: EIABRX

Project: BRX11-01

CERTIFICATE OF ANALYSIS WH11129843

Sample Description	Method Analyte Units LOR	ME-ICP41 Ti % 0.01	ME-ICP41 Tl ppm 10	ME-ICP41 U ppm 10	ME-ICP41 V ppm 1	ME-ICP41 W ppm 10	ME-ICP41 Zn ppm 2	Au-AA25 Au ppm 0.01	Cu-AA46 Cu % 0.001	Zn-AA46 Zn % 0.001
L559919		0.10	<10	<10	76	10	8420	1.39	2.51	
L559920		0.70	<10	<10	147	<10	105	<0.01		
L559921		0.70	<10	<10	150	<10	146	<0.01		
L559922		0.68	<10	<10	150	<10	118	<0.01		
L559923		0.64	<10	<10	142	<10	113	<0.01		
L559924		0.01	<10	<10	5	<10	567	<0.01		
L559925		<0.01	<10	<10	8	<10	1280	<0.01		
L559926		<0.01	<10	<10	8	<10	290	<0.01		
L559927		<0.01	<10	<10	6	<10	221	0.02		
L559928		<0.01	<10	<10	4	<10	937	<0.01		
L559929		0.69	10	<10	150	<10	165	<0.01		
L559930		0.68	<10	<10	149	<10	127	<0.01		
L559931		0.62	<10	<10	146	<10	172	<0.01		
L559932		<0.01	<10	<10	5	<10	1270	0.01		
L559933		0.03	<10	<10	19	<10	>10000	0.41		3.32
L559934		0.69	<10	<10	153	<10	125	<0.01		
L559935		0.76	<10	<10	162	<10	172	<0.01		
L559936		<0.01	<10	<10	4	<10	2790	0.01		
L559937		<0.01	<10	<10	6	<10	252	<0.01		
L559938		0.72	<10	<10	168	<10	124	<0.01		
L559939		<0.01	<10	10	1	<10	3	<0.01		
L559940		0.09	<10	<10	87	<10	2550	0.38		
L559941		0.68	<10	<10	155	<10	118	<0.01		

ALS Canada Ltd.

2103 Dollarton Hwy
North Vancouver BC V7H 0A7
Phone: 604 984 0221 Fax: 604 984 0218 www.alsglobal.com

To: **EQUITY EXPLORATION CONSULTANTS LTD.**
SUITE 200, 900 WEST HASTINGS STREET
VANCOUVER BC V6C 1E5

Finalized Date: 5-AUG-2011
Account: EIABRX

CERTIFICATE WH11128088

Project: BRX11-01

P.O. No.: Shipment 5

This report is for 136 Drill Core samples submitted to our lab in Whitehorse, YT, Canada on 7-JUL-2011.

The following have access to data associated with this certificate:

HENRY AWMACK EQUITY ENG EMAIL RYAN TOOLE	DARCY BAKER TOBY HUGHES	WANDA CARTER SORIN POSESCU

SAMPLE PREPARATION

ALS CODE	DESCRIPTION
WEI-21	Received Sample Weight
LOG-22d	Sample login - Rcd w/o BarCode dup
LOG-22	Sample login - Rcd w/o BarCode
SPL-21d	Split sample - duplicate
PUL-31d	Pulverize Split - duplicate
LOG-23	Pulp Login - Rcvd with Barcode
CRU-QC	Crushing QC Test
PUL-QC	Pulverizing QC Test
CRU-31	Fine crushing - 70% <2mm
SPL-21	Split sample - riffle splitter
PUL-31	Pulverize split to 85% <75 um

ANALYTICAL PROCEDURES

ALS CODE	DESCRIPTION	INSTRUMENT
Ag-GRA21	Ag 30g FA-GRAV finish	WST-SIM
Cu-AA46	Ore grade Cu - aqua regia/AA	AAS
Zn-AA46	Ore grade Zn - aqua regia/AA	AAS
ME-ICP41	35 Element Aqua Regia ICP-AES	ICP-AES
Au-AA25	Ore Grade Au 30g FA AA finish	AAS

To: **EQUITY EXPLORATION CONSULTANTS LTD.**
ATTN: WANDA CARTER
SUITE 200, 900 WEST HASTINGS STREET
VANCOUVER BC V6C 1E5

This is the Final Report and supersedes any preliminary report with this certificate number. Results apply to samples as submitted. All pages of this report have been checked and approved for release.

Signature:
Colin Ramshaw, Vancouver Laboratory Manager

ALS Canada Ltd.

2103 Dollarton Hwy
North Vancouver BC V7H 0A7
Phone: 604 984 0221 Fax: 604 984 0218 www.alsglobal.com

To: **EQUITY EXPLORATION CONSULTANTS LTD.**
SUITE 200, 900 WEST HASTINGS STREET
VANCOUVER BC V6C 1E5

Finalized Date: 5-AUG-2011
Account: EIABRX

Project: BRX11-01

CERTIFICATE OF ANALYSIS WH11128088

Sample Description	Method / Analyte / Units / LOR	WEI-21 Recvd Wt. kg 0.02	ME-ICP41 Ag ppm 0.2	ME-ICP41 Al % 0.01	ME-ICP41 As ppm 2	ME-ICP41 B ppm 10	ME-ICP41 Ba ppm 10	ME-ICP41 Be ppm 0.5	ME-ICP41 Bi ppm 2	ME-ICP41 Ca % 0.01	ME-ICP41 Cd ppm 0.5	ME-ICP41 Co ppm 1	ME-ICP41 Cr ppm 1	ME-ICP41 Cu ppm 1	ME-ICP41 Fe % 0.01	ME-ICP41 Ga ppm 10
L559743		2.50	3.1	0.74	289	<10	20	0.7	<2	0.34	21.3	10	2	85	3.17	<10
L559744		2.86	7.9	0.28	679	<10	<10	<0.5	22	0.23	0.9	15	4	284	6.13	<10
L559745		<0.02	7.9	0.29	696	<10	<10	<0.5	23	0.24	0.7	16	3	291	6.34	<10
L559746		0.76	0.4	0.05	12	<10	<10	<0.5	<2	>25.0	<0.5	<1	1	2	0.09	<10
L559747		0.06	52.9	1.14	104	<10	50	<0.5	<2	0.53	22.2	16	33	4410	4.56	10
L559748		3.84	24.1	0.39	1490	<10	<10	<0.5	13	0.28	15.4	16	3	3130	5.07	<10
L559749		2.75	24.5	0.29	562	<10	10	<0.5	118	0.21	9.5	14	5	1445	9.91	<10
L559750		2.64	14.5	0.20	197	<10	10	<0.5	26	0.13	36.0	7	4	176	3.64	<10
L559751		7.35	5.4	0.31	238	<10	10	<0.5	18	0.15	16.7	10	4	209	4.64	<10
L559752		2.55	12.3	0.19	1040	<10	<10	<0.5	93	0.07	0.7	8	3	3150	11.15	<10
L559753		4.01	2.8	0.22	226	<10	10	<0.5	15	0.09	<0.5	8	6	202	4.20	<10
L559754		2.71	4.1	0.25	264	<10	10	<0.5	42	0.09	<0.5	7	4	537	6.02	<10
L559755		3.01	3.0	0.20	287	<10	10	<0.5	24	0.10	<0.5	8	7	223	4.28	<10
L559756		2.96	7.5	0.33	361	<10	20	<0.5	21	0.10	19.5	9	3	338	4.35	<10
L559757		2.85	6.9	0.54	325	<10	30	<0.5	2	0.20	32.8	8	4	90	3.65	<10
L559758		2.65	17.4	0.22	735	<10	10	<0.5	9	0.13	1.6	9	3	1700	4.49	<10
L559759		2.70	5.8	0.25	316	<10	10	<0.5	8	0.14	0.5	10	5	211	5.00	<10
L559760		2.12	15.1	0.24	376	<10	20	<0.5	14	0.16	1.3	10	3	243	4.32	<10
L559761		4.65	16.3	0.24	421	<10	10	<0.5	10	0.17	31.4	10	7	388	4.46	<10
L559762		3.85	29.6	0.31	1790	<10	<10	<0.5	14	0.14	2.2	15	4	6970	11.15	<10
L559763		1.25	3.6	0.37	322	<10	50	<0.5	3	0.17	3.3	10	5	259	4.28	<10
L559764		4.91	2.0	0.76	289	<10	140	0.7	<2	0.28	9.7	6	3	47	2.90	<10
L559765		5.38	3.6	0.72	261	<10	100	0.6	2	0.32	4.1	6	4	55	3.32	<10
L559766		5.54	4.6	0.58	333	<10	50	0.6	<2	0.27	37.1	6	3	65	3.28	<10
L559767		0.74	<0.2	0.07	8	<10	<10	<0.5	<2	>25.0	<0.5	<1	<1	9	0.06	<10
L559768		0.06	88.4	1.68	503	<10	20	<0.5	2	2.00	57.0	28	78	>10000	6.07	10
L559769		2.79	1.0	0.70	258	<10	140	0.7	<2	0.34	1.4	6	1	12	2.93	<10
L559770		4.95	3.1	0.63	327	<10	80	0.6	<2	0.36	16.9	6	3	39	3.10	<10
L559771		1.55	21.8	0.39	284	<10	20	<0.5	30	0.16	132.0	7	2	339	4.82	10
L559772		3.40	4.1	0.23	261	<10	10	<0.5	10	0.17	0.5	8	1	649	13.8	<10
L559773		4.31	2.6	0.25	179	<10	<10	<0.5	7	0.18	0.5	6	3	287	7.65	<10
L559774		3.02	11.5	0.23	299	<10	30	<0.5	19	0.10	2.2	7	4	446	5.42	<10
L559775		3.05	14.8	0.24	507	<10	10	<0.5	20	0.10	1.3	5	4	1180	7.01	<10
L559776		4.02	>100	0.18	>10000	<10	10	<0.5	88	0.06	16.5	3	5	>10000	13.35	<10
L559777		5.72	7.1	0.46	255	<10	40	<0.5	14	0.19	21.5	8	2	134	3.95	<10
L559778		5.09	2.0	0.65	275	<10	110	0.6	<2	0.34	1.1	7	8	78	3.20	<10
L559779		5.08	2.2	0.72	322	<10	50	0.7	<2	0.31	7.7	7	4	33	3.01	<10
L559780		5.97	3.4	0.64	297	<10	90	0.6	<2	0.28	21.5	7	4	50	3.03	<10
L559781		4.17	4.4	0.73	369	<10	40	0.7	<2	0.26	50.7	7	3	47	3.33	<10
L559782		1.26	4.1	0.58	349	<10	30	0.6	2	0.24	52.3	7	3	31	3.77	<10

ALS Canada Ltd.

2103 Dollarton Hwy
North Vancouver BC V7H 0A7
Phone: 604 984 0221 Fax: 604 984 0218 www.alsglobal.com

To: **EQUITY EXPLORATION CONSULTANTS LTD.**
SUITE 200, 900 WEST HASTINGS STREET
VANCOUVER BC V6C 1E5

Finalized Date: 5-AUG-2011
Account: EIABRX

Project: BRX11-01

CERTIFICATE OF ANALYSIS WH11128088

Sample Description	Method	ME-ICP41	ME-ICP41	ME-ICP41	ME-ICP41	ME-ICP41	ME-ICP41	ME-ICP41	ME-ICP41	ME-ICP41	ME-ICP41	ME-ICP41	ME-ICP41	ME-ICP41	ME-ICP41	ME-ICP41
	Analyte	Hg	K	La	Mg	Mn	Mo	Na	Ni	P	Pb	S	Sb	Sc	Sr	Th
	Units	ppm	%	ppm	%	ppm	ppm	%	ppm	ppm	ppm	%	ppm	ppm	ppm	ppm
	LOR	1	0.01	10	0.01	5	1	0.01	1	10	2	0.01	2	1	1	20
L559743		1	0.27	<10	0.05	2760	2	0.01	5	970	1020	3.82	6	2	164	<20
L559744		<1	0.04	<10	0.01	57	2	<0.01	11	920	284	7.41	36	1	85	<20
L559745		<1	0.04	<10	0.01	67	2	<0.01	11	940	295	7.69	38	1	87	<20
L559746		1	<0.01	<10	2.11	33	<1	<0.01	<1	70	4	0.11	<2	<1	5620	30
L559747		1	0.53	10	0.67	486	165	0.02	24	940	2200	2.65	70	7	39	<20
L559748		1	0.07	<10	0.02	177	3	<0.01	13	1010	682	6.36	467	2	178	<20
L559749		<1	0.05	<10	0.01	51	1	<0.01	6	670	661	>10.0	192	<1	216	<20
L559750		<1	0.01	<10	<0.01	47	<1	<0.01	4	530	204	4.26	37	1	320	<20
L559751		<1	0.09	<10	0.01	51	<1	<0.01	5	540	1245	5.42	26	1	241	<20
L559752		<1	0.01	<10	<0.01	50	1	<0.01	3	280	134	>10.0	408	<1	125	<20
L559753		<1	0.01	<10	<0.01	58	1	0.01	5	350	134	4.60	45	1	92	<20
L559754		<1	0.02	<10	<0.01	54	<1	<0.01	3	380	110	7.05	78	<1	71	<20
L559755		<1	0.01	<10	<0.01	68	1	<0.01	4	410	117	4.57	51	1	108	<20
L559756		<1	0.08	<10	0.01	59	1	0.01	4	350	1415	5.02	70	1	74	<20
L559757		<1	0.22	<10	0.02	78	1	0.02	5	640	1890	4.32	24	1	91	<20
L559758		<1	0.02	<10	<0.01	67	1	<0.01	4	560	160	5.04	385	<1	72	<20
L559759		<1	0.03	<10	<0.01	55	1	0.01	5	570	135	5.66	44	<1	49	<20
L559760		<1	0.02	<10	<0.01	57	1	0.01	5	620	157	4.88	63	1	40	<20
L559761		<1	0.02	<10	<0.01	68	1	0.01	5	730	282	4.99	103	1	46	<20
L559762		1	0.04	<10	0.01	69	2	0.01	7	570	134	>10.0	1150	<1	39	<20
L559763		<1	0.11	<10	0.01	59	2	0.02	7	620	240	4.81	42	1	65	<20
L559764		1	0.30	<10	0.12	7410	<1	0.04	4	790	288	2.72	8	2	52	<20
L559765		<1	0.26	<10	0.22	16450	<1	0.05	4	770	305	3.18	9	2	53	<20
L559766		<1	0.23	10	0.07	7190	1	0.04	3	800	1770	3.82	12	2	76	<20
L559767		<1	0.01	<10	2.14	130	1	0.01	<1	60	9	0.10	<2	<1	5310	20
L559768		3	0.38	10	1.42	790	1300	0.10	246	1310	8350	4.62	76	7	217	<20
L559769		<1	0.28	10	0.13	20200	<1	0.06	4	780	144	2.42	2	2	68	<20
L559770		<1	0.25	<10	0.06	5290	1	0.05	5	820	1290	3.44	6	2	75	<20
L559771		1	0.14	<10	0.02	117	2	0.02	8	540	5490	6.54	46	1	53	<20
L559772		<1	0.03	<10	0.01	95	<1	0.03	6	660	189	>10.0	31	<1	48	<20
L559773		<1	0.02	<10	<0.01	67	1	<0.01	3	760	69	9.29	21	<1	43	<20
L559774		<1	0.04	<10	<0.01	45	1	0.01	7	370	92	6.42	88	1	45	<20
L559775		<1	0.04	<10	<0.01	68	1	<0.01	8	380	103	8.31	198	<1	52	<20
L559776		2	0.02	<10	<0.01	183	1	<0.01	5	180	164	>10.0	6130	1	132	<20
L559777		<1	0.16	<10	0.02	110	<1	0.04	11	580	1740	4.02	36	1	53	<20
L559778		<1	0.25	<10	0.15	17750	<1	0.05	8	760	129	2.77	14	3	52	<20
L559779		1	0.27	<10	0.12	14350	<1	0.05	8	810	456	3.01	5	2	78	<20
L559780		<1	0.25	<10	0.05	183	<1	0.06	9	800	1005	3.23	6	1	51	<20
L559781		<1	0.31	<10	0.03	112	<1	0.06	9	730	3260	3.75	6	1	107	<20
L559782		<1	0.27	<10	0.02	64	<1	0.05	7	660	4270	4.35	2	1	88	<20

ALS Canada Ltd.
2103 Dollarton Hwy
North Vancouver BC V7H 0A7
Phone: 604 984 0221 Fax: 604 984 0218 www.alsglobal.com

To: **EQUITY EXPLORATION CONSULTANTS LTD.**
SUITE 200, 900 WEST HASTINGS STREET
VANCOUVER BC V6C 1E5

Finalized Date: 5-AUG-2011
Account: EIABRX

Project: BRX11-01

CERTIFICATE OF ANALYSIS WH11128088

Sample Description	Method / Analyte / Units / LOR	ME-ICP41 Ti % 0.01	ME-ICP41 Tl ppm 10	ME-ICP41 U ppm 10	ME-ICP41 V ppm 1	ME-ICP41 W ppm 10	ME-ICP41 Zn ppm 2	Au-AA25 Au ppm 0.01	Ag-GRA21 Ag ppm 5	Cu-AA46 Cu % 0.001	Zn-AA46 Zn % 0.001
L559743		<0.01	<10	<10	13	<10	2430	0.09			
L559744		<0.01	<10	<10	5	<10	84	0.08			
L559745		<0.01	<10	<10	5	<10	80	0.08			
L559746		<0.01	<10	10	1	<10	2	<0.01			
L559747		0.08	<10	<10	86	<10	2760	0.35			
L559748		<0.01	<10	<10	8	<10	1740	0.05			
L559749		<0.01	<10	<10	3	<10	986	0.99			
L559750		<0.01	<10	<10	2	<10	3680	0.01			
L559751		<0.01	<10	<10	3	<10	2010	0.09			
L559752		<0.01	<10	<10	2	<10	77	0.25			
L559753		<0.01	<10	<10	3	<10	54	0.02			
L559754		<0.01	<10	<10	3	<10	59	0.07			
L559755		<0.01	<10	<10	2	<10	45	0.03			
L559756		<0.01	<10	<10	3	<10	2580	0.04			
L559757		<0.01	<10	<10	4	<10	4070	0.03			
L559758		<0.01	<10	<10	2	<10	305	0.05			
L559759		<0.01	<10	<10	3	<10	48	0.09			
L559760		<0.01	<10	<10	3	<10	93	0.03			
L559761		<0.01	<10	<10	3	<10	2830	0.05			
L559762		<0.01	<10	<10	3	<10	666	0.17			
L559763		<0.01	<10	<10	3	<10	439	0.03			
L559764		<0.01	<10	<10	9	<10	1070	0.02			
L559765		<0.01	<10	<10	10	<10	502	0.02			
L559766		<0.01	<10	<10	8	<10	3990	0.05			
L559767		<0.01	<10	10	1	<10	13	<0.01			
L559768		0.11	<10	<10	77	20	9620	1.31		2.51	
L559769		<0.01	<10	<10	15	<10	295	0.02			
L559770		<0.01	<10	<10	8	<10	2040	0.05			
L559771		<0.01	<10	<10	4	<10	>10000	0.16			1.260
L559772		<0.01	<10	<10	2	<10	42	0.10			
L559773		<0.01	<10	<10	2	<10	53	0.05			
L559774		<0.01	<10	<10	3	<10	122	0.06			
L559775		<0.01	<10	<10	2	<10	116	0.29			
L559776		<0.01	<10	<10	3	<10	912	0.73	189	3.13	
L559777		<0.01	<10	<10	4	<10	2640	0.06			
L559778		<0.01	<10	<10	20	<10	207	0.02			
L559779		<0.01	<10	<10	10	<10	990	0.05			
L559780		<0.01	<10	<10	6	<10	2840	0.09			
L559781		<0.01	<10	<10	6	<10	5830	0.12			
L559782		<0.01	<10	<10	5	10	6840	0.07			

ALS Canada Ltd.

2103 Dollarton Hwy
North Vancouver BC V7H 0A7
Phone: 604 984 0221 Fax: 604 984 0218 www.alsglobal.com

To: **EQUITY EXPLORATION CONSULTANTS LTD.**
SUITE 200, 900 WEST HASTINGS STREET
VANCOUVER BC V6C 1E5

Finalized Date: 5-AUG-2011
Account: EIABRX

Project: BRX11-01

CERTIFICATE OF ANALYSIS WH11128088

Sample Description	Method / Analyte / Units / LOR	WEI-21 Recvd Wt. kg 0.02	ME-ICP41 Ag ppm 0.2	ME-ICP41 Al % 0.01	ME-ICP41 As ppm 2	ME-ICP41 B ppm 10	ME-ICP41 Ba ppm 10	ME-ICP41 Be ppm 0.5	ME-ICP41 Bi ppm 2	ME-ICP41 Ca % 0.01	ME-ICP41 Cd ppm 0.5	ME-ICP41 Co ppm 1	ME-ICP41 Cr ppm 1	ME-ICP41 Cu ppm 1	ME-ICP41 Fe % 0.01	ME-ICP41 Ga ppm 10
L559783		5.33	6.8	0.50	337	<10	30	<0.5	3	0.20	76.3	6	2	89	3.51	<10
L559784		3.20	33.5	0.35	1180	<10	20	<0.5	21	0.19	69.9	6	4	3960	5.66	<10
L559785		0.94	>100	0.16	6710	<10	50	<0.5	186	0.09	17.0	4	<1	>10000	21.6	<10
L559786		4.09	12.2	0.21	195	<10	30	<0.5	7	0.21	11.9	7	3	287	4.01	<10
L559787		0.78	20.7	0.47	259	<10	20	0.5	5	0.21	181.5	6	2	324	3.76	10
L559788		0.52	30.9	0.48	300	<10	30	0.5	6	0.23	265	7	1	323	4.27	10
L559789		0.73	<0.2	0.06	3	<10	10	<0.5	2	>25.0	1.9	<1	1	7	0.06	<10
L559790		0.06	82.5	1.64	472	<10	40	<0.5	<2	2.11	57.8	30	79	>10000	6.37	10
L559791		5.51	2.1	0.59	245	<10	80	0.6	2	0.32	8.7	6	2	28	3.10	<10
L559792		7.43	2.4	0.68	229	<10	130	0.7	2	1.16	5.5	7	3	42	3.01	<10
L559793		5.47	4.4	0.70	228	<10	100	0.7	7	0.86	4.1	6	2	65	3.53	<10
L559794		4.22	6.0	0.81	259	<10	120	0.7	3	0.52	24.0	7	3	125	3.29	<10
L559795		2.85	4.0	0.76	347	<10	100	0.7	3	1.46	32.3	8	3	54	3.34	<10
L559796		5.55	0.7	5.05	83	<10	150	1.6	<2	7.2	1.5	29	66	55	7.90	20
L559797		4.36	0.5	1.17	183	<10	110	0.8	<2	2.83	1.0	6	3	11	2.74	<10
L559798		5.90	0.7	1.19	293	<10	90	0.7	<2	3.02	0.5	7	6	14	3.13	<10
L559799		1.98	0.2	4.30	92	<10	170	1.3	<2	4.55	<0.5	24	50	29	5.91	20
L559800		5.71	0.2	1.26	353	<10	180	0.7	2	3.12	<0.5	7	5	12	2.85	<10
L559801		3.61	0.7	1.05	248	<10	120	0.7	<2	2.10	3.3	7	3	9	3.41	<10
L559802		2.98	1.9	0.79	118	<10	90	0.9	2	1.34	17.9	7	3	30	3.12	<10
L559803		0.81	<0.2	0.06	2	<10	10	<0.5	<2	>25.0	<0.5	<1	<1	<1	0.05	<10
L559804		0.07	55.8	1.24	107	<10	70	<0.5	2	0.60	23.8	18	35	4600	4.98	10
L559805		3.20	0.8	1.07	119	<10	140	0.9	<2	2.23	2.6	8	4	14	3.30	<10
L559806		5.29	<0.2	4.59	88	<10	310	1.3	<2	5.34	<0.5	25	52	33	7.05	20
L559807		2.01	0.6	0.91	177	<10	80	0.7	<2	1.49	1.1	7	4	11	2.86	<10
L559808		2.74	0.4	3.18	112	<10	200	1.3	<2	3.63	<0.5	21	35	26	5.58	10
L559809		4.63	<0.2	3.83	48	<10	1040	1.1	<2	5.82	0.7	23	52	30	6.35	20
L559810		5.08	1.1	0.93	147	<10	60	0.6	<2	2.05	9.7	7	3	12	2.72	<10
L559811		5.07	0.7	0.80	117	<10	140	0.7	2	2.56	1.2	5	5	11	2.79	<10
L559812		5.70	2.2	0.61	168	<10	60	0.5	<2	0.65	9.6	6	3	26	2.75	<10
L559813		2.74	2.4	0.28	92	<10	30	<0.5	3	0.23	6.9	6	4	27	3.59	<10
L559814		2.82	2.7	0.24	65	<10	30	<0.5	3	0.26	3.5	4	4	32	3.23	<10
L559815		2.48	1.3	0.20	42	<10	50	<0.5	3	0.24	2.3	3	6	19	2.48	<10
L559816		3.12	1.8	0.17	55	<10	70	<0.5	4	0.28	1.5	1	6	91	2.18	<10
L559817		2.92	3.6	0.29	89	<10	50	<0.5	4	0.22	3.1	5	7	133	2.98	<10
L559818		2.73	4.0	0.55	192	<10	60	0.6	2	0.24	26.1	7	2	50	3.38	<10
L559819		2.94	3.7	0.59	232	<10	80	0.5	3	0.35	16.5	8	5	90	3.23	<10
L559820		4.29	0.7	0.59	119	<10	80	0.5	<2	0.81	0.5	6	4	9	2.77	<10
L559821		6.04	1.0	0.86	157	<10	150	0.5	2	2.59	1.0	7	6	13	2.90	<10
L559822		5.76	0.4	0.68	107	<10	110	0.5	<2	2.91	0.6	6	5	14	2.67	<10

ALS Canada Ltd.
2103 Dollarton Hwy
North Vancouver BC V7H 0A7
Phone: 604 984 0221 Fax: 604 984 0218 www.alsglobal.com

To: **EQUITY EXPLORATION CONSULTANTS LTD.**
SUITE 200, 900 WEST HASTINGS STREET
VANCOUVER BC V6C 1E5

Finalized Date: 5-AUG-2011
Account: EIABRX

Project: BRX11-01

CERTIFICATE OF ANALYSIS WH11128088

Sample Description	Method / Analyte / Units / LOR	ME-ICP41 Hg ppm 1	ME-ICP41 K % 0.01	ME-ICP41 La ppm 10	ME-ICP41 Mg % 0.01	ME-ICP41 Mn ppm 5	ME-ICP41 Mo ppm 1	ME-ICP41 Na % 0.01	ME-ICP41 Ni ppm 1	ME-ICP41 P ppm 10	ME-ICP41 Pb ppm 2	ME-ICP41 S % 0.01	ME-ICP41 Sb ppm 2	ME-ICP41 Sc ppm 1	ME-ICP41 Sr ppm 1	ME-ICP41 Th ppm 20
L559783		<1	0.19	<10	0.01	70	<1	0.03	5	610	5130	4.05	18	1	312	<20
L559784		1	0.11	<10	0.01	96	<1	0.02	7	620	1080	6.50	879	1	384	<20
L559785		4	0.02	<10	0.03	553	<1	<0.01	9	300	252	>10.0	6770	1	347	<20
L559786		<1	0.03	<10	<0.01	51	<1	0.01	7	780	190	4.39	103	1	666	<20
L559787		1	0.21	<10	0.01	49	1	0.03	6	580	5890	4.98	74	1	113	<20
L559788		1	0.21	<10	0.01	46	1	0.05	6	640	6720	6.14	89	1	139	<20
L559789		<1	0.01	<10	2.09	28	<1	<0.01	<1	60	32	0.08	3	<1	4810	20
L559790		2	0.39	10	1.50	804	1315	0.10	242	1220	8290	4.52	73	7	212	<20
L559791		<1	0.26	10	0.09	8310	1	0.06	6	740	644	3.04	4	2	86	<20
L559792		<1	0.25	10	0.36	8650	<1	0.06	5	830	558	2.84	9	2	65	<20
L559793		<1	0.26	10	0.31	4810	<1	0.07	5	750	393	3.43	11	1	42	<20
L559794		<1	0.30	10	0.21	11300	<1	0.06	7	830	1195	3.08	15	2	43	<20
L559795		<1	0.29	10	0.51	4270	1	0.07	7	870	1490	3.54	7	2	64	<20
L559796		<1	0.12	40	3.71	6160	1	0.15	56	4070	52	0.36	4	15	262	<20
L559797		<1	0.26	10	0.92	5040	<1	0.06	4	740	163	1.83	3	2	241	<20
L559798		<1	0.25	10	1.02	5110	<1	0.05	6	870	73	2.11	2	2	150	<20
L559799		<1	0.14	30	3.82	4200	<1	0.11	41	3230	15	0.58	2	12	166	<20
L559800		<1	0.28	20	0.77	5280	<1	0.06	6	780	60	2.04	3	2	172	<20
L559801		<1	0.26	20	0.83	6270	<1	0.07	5	800	240	2.78	3	2	128	<20
L559802		<1	0.28	10	0.36	3580	1	0.06	6	760	544	3.11	4	2	70	<20
L559803		<1	0.01	<10	2.21	48	<1	0.01	<1	60	3	0.10	<2	<1	5040	20
L559804		<1	0.61	10	0.76	523	187	0.04	25	930	2330	2.73	70	8	41	<20
L559805		<1	0.33	10	0.70	6520	1	0.07	6	830	487	2.85	<2	2	80	<20
L559806		<1	0.09	30	3.65	5220	1	0.12	40	3740	9	0.35	<2	11	295	<20
L559807		<1	0.30	10	0.42	4280	<1	0.06	6	740	211	2.42	3	2	86	<20
L559808		<1	0.19	20	2.34	3610	<1	0.11	32	2630	63	1.08	<2	8	166	<20
L559809		<1	0.10	30	3.08	6340	<1	0.12	43	3260	48	0.35	4	12	506	<20
L559810		<1	0.24	10	0.50	6410	<1	0.05	7	790	556	2.61	2	2	186	<20
L559811		<1	0.23	10	0.88	6230	<1	0.06	6	810	130	2.34	<2	2	135	<20
L559812		<1	0.20	10	0.19	4160	1	0.05	6	780	416	2.67	4	2	221	<20
L559813		<1	0.07	<10	0.01	112	1	0.04	7	710	129	3.72	6	1	146	<20
L559814		<1	0.04	<10	0.01	49	5	0.02	3	900	182	3.33	5	<1	307	<20
L559815		<1	0.04	<10	<0.01	55	2	0.02	4	880	46	2.41	<2	<1	201	<20
L559816		<1	0.03	<10	<0.01	44	4	0.01	3	1060	21	2.20	25	<1	406	<20
L559817		<1	0.08	<10	0.01	59	<1	0.03	6	740	96	2.97	38	1	331	<20
L559818		<1	0.23	<10	0.02	67	<1	0.08	7	540	2180	3.85	6	1	155	<20
L559819		<1	0.26	<10	0.06	3070	<1	0.06	8	800	1400	3.37	10	2	111	<20
L559820		<1	0.22	10	0.20	4760	<1	0.06	7	760	116	2.60	<2	2	88	<20
L559821		<1	0.27	20	0.38	5670	<1	0.06	8	780	206	2.64	<2	3	94	<20
L559822		<1	0.21	20	0.52	5100	<1	0.05	12	720	58	2.36	<2	3	74	<20

ALS Canada Ltd.

2103 Dollarton Hwy
North Vancouver BC V7H 0A7
Phone: 604 984 0221 Fax: 604 984 0218 www.alsglobal.com

To: **EQUITY EXPLORATION CONSULTANTS LTD.**
SUITE 200, 900 WEST HASTINGS STREET
VANCOUVER BC V6C 1E5

Finalized Date: 5-AUG-2011
Account: EIABRX

Project: BRX11-01

CERTIFICATE OF ANALYSIS WH11128088

Sample Description	Method / Analyte / Units / LOR	ME-ICP41 Ti % 0.01	ME-ICP41 Tl ppm 10	ME-ICP41 U ppm 10	ME-ICP41 V ppm 1	ME-ICP41 W ppm 10	ME-ICP41 Zn ppm 2	Au-AA25 Au ppm 0.01	Ag-GRA21 Ag ppm 5	Cu-AA46 Cu % 0.001	Zn-AA46 Zn % 0.001
L559783		<0.01	<10	<10	5	10	8160	0.05			
L559784		<0.01	<10	<10	4	10	6440	0.10			
L559785		<0.01	<10	<10	2	10	1475	0.55	158	3.38	
L559786		<0.01	<10	<10	3	<10	1135	0.03			
L559787		<0.01	<10	<10	4	<10	>10000	0.06			1.810
L559788		<0.01	<10	<10	4	<10	>10000	0.07			2.56
L559789		<0.01	<10	<10	<1	<10	207	<0.01			
L559790		0.11	<10	<10	78	30	9110	1.43		2.52	
L559791		<0.01	<10	<10	9	<10	1170	0.07			
L559792		<0.01	<10	<10	13	<10	729	0.02			
L559793		<0.01	<10	<10	10	<10	512	0.02			
L559794		<0.01	<10	<10	13	<10	2740	0.02			
L559795		<0.01	<10	<10	12	<10	3370	0.07			
L559796		0.09	<10	<10	206	<10	407	<0.01			
L559797		<0.01	<10	<10	15	<10	167	0.01			
L559798		<0.01	<10	<10	20	<10	124	0.12			
L559799		0.04	<10	<10	162	<10	199	<0.01			
L559800		<0.01	<10	<10	14	<10	85	0.01			
L559801		<0.01	<10	<10	16	<10	462	0.03			
L559802		<0.01	<10	<10	10	<10	1980	0.04			
L559803		<0.01	<10	<10	<1	<10	5	<0.01			
L559804		0.09	<10	<10	93	10	2800	0.36			
L559805		<0.01	<10	<10	14	<10	376	0.02			
L559806		0.08	<10	<10	195	<10	315	<0.01			
L559807		<0.01	<10	<10	13	<10	122	0.02			
L559808		0.05	<10	<10	127	<10	211	0.01			
L559809		0.10	<10	<10	166	<10	260	0.01			
L559810		<0.01	<10	<10	11	<10	1170	0.02			
L559811		<0.01	<10	<10	16	<10	211	0.01			
L559812		<0.01	<10	<10	10	<10	1265	0.09			
L559813		<0.01	<10	<10	3	<10	747	0.03			
L559814		<0.01	<10	<10	2	<10	350	0.03			
L559815		<0.01	<10	<10	1	<10	228	0.02			
L559816		<0.01	<10	<10	1	<10	118	0.02			
L559817		<0.01	<10	<10	3	<10	296	0.02			
L559818		<0.01	<10	<10	5	<10	3000	0.04			
L559819		<0.01	<10	<10	10	<10	2150	0.03			
L559820		<0.01	<10	<10	12	<10	67	0.01			
L559821		<0.01	<10	<10	13	<10	197	0.02			
L559822		<0.01	<10	<10	13	<10	135	0.02			

ALS Canada Ltd.

2103 Dollarton Hwy
North Vancouver BC V7H 0A7
Phone: 604 984 0221 Fax: 604 984 0218 www.alsglobal.com

To: **EQUITY EXPLORATION CONSULTANTS LTD.**
SUITE 200, 900 WEST HASTINGS STREET
VANCOUVER BC V6C 1E5

Finalized Date: 5-AUG-2011
Account: EIABRX

Project: BRX11-01

CERTIFICATE OF ANALYSIS WH11128088

Sample Description	Method / Analyte / Units / LOR	WEI-21 Recvd Wt. kg 0.02	ME-ICP41 Ag ppm 0.2	ME-ICP41 Al % 0.01	ME-ICP41 As ppm 2	ME-ICP41 B ppm 10	ME-ICP41 Ba ppm 10	ME-ICP41 Be ppm 0.5	ME-ICP41 Bi ppm 2	ME-ICP41 Ca % 0.01	ME-ICP41 Cd ppm 0.5	ME-ICP41 Co ppm 1	ME-ICP41 Cr ppm 1	ME-ICP41 Cu ppm 1	ME-ICP41 Fe % 0.01	ME-ICP41 Ga ppm 10
L559823		2.86	1.3	0.72	130	<10	60	0.6	<2	2.10	10.4	7	6	23	3.18	<10
L559824		2.32	1.2	0.63	119	<10	110	0.6	2	1.90	9.1	6	4	21	2.91	<10
L559825		0.70	<0.2	0.06	3	<10	10	<0.5	4	>25.0	<0.5	1	1	1	0.05	<10
L559826		0.07	83.3	1.70	487	<10	50	<0.5	6	2.13	57.6	30	80	>10000	6.39	10
L559827		5.50	0.7	0.71	110	<10	160	0.5	<2	3.27	1.3	6	4	32	2.74	<10
L559828		4.62	1.9	0.79	122	<10	170	0.6	4	2.36	11.0	8	4	32	3.34	<10
L559829		2.63	3.4	0.39	112	<10	60	<0.5	7	0.26	4.6	8	2	65	4.39	<10
L559830		2.89	1.7	0.27	100	<10	30	<0.5	6	0.23	4.4	8	2	13	4.31	<10
L559831		3.47	1.9	0.35	73	<10	70	<0.5	5	0.28	15.3	6	7	20	3.48	<10
L559832		1.16	3.9	0.63	297	<10	90	0.5	2	0.33	32.6	9	2	35	3.86	<10
L559833		5.49	1.8	0.65	241	<10	70	0.5	<2	0.60	5.1	7	4	20	3.29	<10
L559834		5.67	2.3	0.65	147	<10	130	0.6	6	1.83	4.4	6	2	12	3.06	<10
L559835		2.93	1.0	0.69	132	<10	120	0.6	3	1.87	4.0	6	3	11	3.27	<10
L559836		3.38	0.6	0.85	113	<10	150	0.6	3	2.39	2.5	6	3	9	3.20	<10
L559837		3.10	5.2	0.57	205	<10	100	0.5	3	0.46	61.1	7	2	38	3.61	<10
L559838		2.11	6.7	0.78	246	<10	80	0.6	5	0.47	69.1	7	3	77	3.68	<10
L559839		2.69	3.9	0.72	226	<10	120	0.6	6	0.34	18.2	7	3	36	3.65	<10
L559840		2.69	9.6	0.63	198	<10	80	0.6	14	0.50	38.1	7	2	136	4.35	<10
L559841		2.98	10.2	0.72	227	<10	40	0.6	12	0.68	63.9	7	3	153	4.55	<10
L559842		2.68	6.5	0.55	152	<10	50	0.5	5	0.42	64.0	7	2	68	3.51	<10
L559843		2.44	7.2	0.40	124	<10	30	<0.5	8	0.22	38.9	6	3	99	3.60	<10
L559844		2.25	9.1	0.64	185	<10	20	0.5	11	0.28	36.7	7	1	140	4.65	<10
L559845		2.50	5.9	0.85	230	<10	30	0.5	8	0.64	16.5	7	3	121	5.15	<10
L559846		0.82	<0.2	0.06	<2	<10	10	<0.5	4	>25.0	<0.5	1	1	1	0.08	<10
L559847		0.07	51.2	1.18	95	<10	70	<0.5	5	0.54	21.8	17	33	4220	4.56	10
L559848		2.48	2.9	0.95	129	<10	50	0.6	3	1.38	25.3	7	2	28	3.03	<10
L559849		3.17	2.7	0.97	185	<10	60	0.7	4	2.42	26.1	7	2	21	2.73	<10
L559850		6.92	0.8	4.01	155	<10	520	1.2	2	3.02	1.2	22	43	27	6.17	10
L559851		2.52	0.8	1.99	157	<10	190	1.1	2	1.79	7.5	10	9	13	3.34	10
L559852		5.99	0.3	4.43	37	<10	270	1.0	<2	4.68	<0.5	22	54	31	6.12	10
L559853		3.77	0.4	4.69	72	<10	230	1.0	<2	4.87	<0.5	25	58	30	6.11	10
L559854		4.24	0.3	1.00	86	<10	220	0.6	<2	3.68	<0.5	7	3	7	2.13	<10
L559855		5.55	0.3	0.73	93	<10	140	0.5	<2	3.62	1.1	7	2	10	2.33	<10
L559856		5.58	0.5	0.79	131	<10	130	<0.5	2	3.31	1.1	6	2	11	2.22	<10
L559857		5.99	0.5	0.60	130	<10	120	<0.5	<2	2.09	3.2	6	2	12	2.57	<10
L559858		3.27	1.4	0.62	120	<10	130	0.5	3	1.74	7.7	7	3	13	2.32	<10
L559859		2.78	1.9	0.62	95	<10	140	0.5	4	1.52	3.9	8	2	16	2.19	<10
L559860		2.42	1.4	0.60	125	<10	110	<0.5	2	1.32	9.1	6	3	28	2.50	<10
L559861		3.38	2.1	0.68	121	<10	110	<0.5	2	1.28	12.0	6	3	39	2.35	<10
L559862		3.24	5.4	0.73	120	<10	140	0.5	5	0.80	30.7	7	4	77	2.70	<10

ALS Canada Ltd.

2103 Dollarton Hwy
North Vancouver BC V7H 0A7
Phone: 604 984 0221 Fax: 604 984 0218 www.alsglobal.com

To: **EQUITY EXPLORATION CONSULTANTS LTD.**
SUITE 200, 900 WEST HASTINGS STREET
VANCOUVER BC V6C 1E5

Finalized Date: 5-AUG-2011
Account: EIABRX

Project: BRX11-01

CERTIFICATE OF ANALYSIS WH11128088

Sample Description	Method	ME-ICP41	ME-ICP41	ME-ICP41	ME-ICP41	ME-ICP41	ME-ICP41	ME-ICP41	ME-ICP41	ME-ICP41	ME-ICP41	ME-ICP41	ME-ICP41	ME-ICP41	ME-ICP41	ME-ICP41
	Analyte	Hg	K	La	Mg	Mn	Mo	Na	Ni	P	Pb	S	Sb	Sc	Sr	Th
	Units	ppm	%	ppm	%	ppm	ppm	%	ppm	ppm	ppm	%	ppm	ppm	ppm	ppm
	LOR	1	0.01	10	0.01	5	1	0.01	1	10	2	0.01	2	1	1	20
L559823		<1	0.26	10	0.46	7230	<1	0.07	9	800	778	2.83	2	3	117	<20
L559824		<1	0.22	10	0.39	6340	<1	0.07	8	760	665	2.67	<2	2	106	<20
L559825		<1	0.01	<10	2.20	49	<1	0.01	1	60	3	0.10	<2	<1	5030	20
L559826		3	0.40	10	1.51	812	1330	0.10	248	1230	8260	4.71	76	7	219	<20
L559827		<1	0.23	10	0.52	4650	1	0.06	7	730	88	2.51	2	2	101	<20
L559828		<1	0.28	10	0.33	4140	<1	0.10	10	920	1110	3.51	<2	3	94	<20
L559829		<1	0.13	<10	0.01	43	1	0.06	12	660	286	4.97	4	1	31	<20
L559830		<1	0.05	<10	0.01	38	1	0.03	8	710	113	4.80	<2	1	22	<20
L559831		<1	0.07	<10	0.01	60	1	0.04	7	920	153	3.56	<2	1	43	<20
L559832		<1	0.25	10	0.02	62	<1	0.08	10	920	3040	4.43	3	1	37	<20
L559833		<1	0.26	10	0.10	3780	<1	0.08	8	800	894	3.50	2	2	68	<20
L559834		<1	0.25	20	0.43	7690	<1	0.08	6	800	483	3.20	<2	2	59	<20
L559835		<1	0.27	20	0.52	7110	<1	0.08	5	780	407	3.22	<2	2	62	<20
L559836		<1	0.34	20	0.62	12250	<1	0.08	6	790	247	2.97	<2	3	61	<20
L559837		<1	0.25	10	0.10	606	<1	0.06	6	740	3090	4.34	2	1	29	<20
L559838		<1	0.27	10	0.14	557	<1	0.07	8	770	3960	4.57	5	2	46	<20
L559839		<1	0.27	10	0.09	247	<1	0.07	8	780	1625	4.09	4	1	36	<20
L559840		<1	0.27	10	0.12	640	<1	0.07	8	740	2880	5.18	10	2	38	<20
L559841		<1	0.30	10	0.14	1210	1	0.07	8	790	3860	5.49	10	2	123	<20
L559842		<1	0.25	<10	0.04	434	<1	0.05	8	790	5300	4.42	4	1	166	<20
L559843		<1	0.17	<10	0.02	61	<1	0.03	7	670	3400	4.16	26	1	112	<20
L559844		<1	0.22	<10	0.07	152	1	0.06	7	660	1360	5.49	30	1	75	<20
L559845		<1	0.26	<10	0.18	958	1	0.06	6	720	485	5.86	24	2	173	<20
L559846		<1	0.01	<10	2.04	35	<1	<0.01	<1	60	5	0.15	<2	<1	4900	20
L559847		<1	0.57	10	0.70	481	159	0.04	23	840	2120	2.57	64	7	40	<20
L559848		<1	0.23	10	0.27	2800	1	0.05	6	740	2260	3.37	2	2	199	<20
L559849		<1	0.28	10	0.28	4490	<1	0.06	4	730	1530	2.97	2	2	284	<20
L559850		<1	0.12	30	3.41	3720	1	0.08	30	2840	165	0.86	3	8	388	<20
L559851		<1	0.24	20	1.25	2730	<1	0.05	7	970	458	1.20	3	3	427	<20
L559852		<1	0.08	30	3.36	4350	1	0.10	41	3510	10	0.27	3	11	260	<20
L559853		<1	0.08	30	3.54	3810	1	0.11	47	3410	10	0.31	2	11	227	<20
L559854		<1	0.22	10	0.35	1550	<1	0.12	5	740	35	2.00	2	2	243	<20
L559855		<1	0.17	20	0.41	1315	<1	0.12	4	760	128	2.46	2	2	168	<20
L559856		<1	0.17	20	0.40	1670	<1	0.13	4	750	134	2.36	2	3	144	<20
L559857		<1	0.19	10	0.74	2190	<1	0.11	4	760	242	2.72	3	2	73	<20
L559858		<1	0.23	20	0.52	1840	1	0.08	4	780	423	2.45	3	1	69	<20
L559859		<1	0.26	10	0.53	1805	<1	0.07	5	720	446	2.33	5	1	56	<20
L559860		<1	0.21	10	0.40	1895	<1	0.08	4	780	345	2.72	8	1	50	<20
L559861		<1	0.23	10	0.39	2140	<1	0.09	5	800	746	2.56	11	1	52	<20
L559862		<1	0.27	10	0.22	1200	<1	0.08	5	790	1790	3.03	23	1	61	<20

ALS Canada Ltd.
2103 Dollarton Hwy
North Vancouver BC V7H 0A7
Phone: 604 984 0221 Fax: 604 984 0218 www.alsglobal.com

To: **EQUITY EXPLORATION CONSULTANTS LTD.**
SUITE 200, 900 WEST HASTINGS STREET
VANCOUVER BC V6C 1E5

Finalized Date: 5-AUG-2011
Account: EIABRX

Project: BRX11-01

CERTIFICATE OF ANALYSIS WH11128088

Sample Description	Method / Analyte / Units / LOR	ME-ICP41 Ti % 0.01	ME-ICP41 Tl ppm 10	ME-ICP41 U ppm 10	ME-ICP41 V ppm 1	ME-ICP41 W ppm 10	ME-ICP41 Zn ppm 2	Au-AA25 Au ppm 0.01	Ag-GRA21 Ag ppm 5	Cu-AA46 Cu % 0.001	Zn-AA46 Zn % 0.001
L559823		<0.01	<10	<10	13	<10	1495	0.02			
L559824		<0.01	<10	<10	12	<10	1305	0.01			
L559825		<0.01	<10	<10	<1	<10	5	<0.01			
L559826		0.11	<10	<10	80	30	9010	1.37		2.59	
L559827		<0.01	<10	<10	10	<10	224	0.02			
L559828		<0.01	<10	<10	12	<10	1570	0.01			
L559829		<0.01	<10	<10	4	<10	543	0.01			
L559830		<0.01	<10	<10	2	<10	430	0.02			
L559831		<0.01	<10	<10	3	<10	1470	0.01			
L559832		<0.01	<10	<10	5	<10	3740	0.04			
L559833		<0.01	<10	<10	8	<10	564	0.03			
L559834		<0.01	<10	<10	11	<10	766	0.03			
L559835		<0.01	<10	<10	12	<10	747	0.02			
L559836		<0.01	<10	<10	16	<10	453	0.01			
L559837		<0.01	<10	<10	6	10	7560	0.07			
L559838		<0.01	<10	<10	8	10	8080	0.07			
L559839		<0.01	<10	<10	6	<10	2340	0.07			
L559840		<0.01	<10	<10	6	<10	4490	0.03			
L559841		<0.01	<10	<10	8	10	6200	0.03			
L559842		<0.01	<10	<10	5	10	8240	0.03			
L559843		<0.01	<10	<10	3	10	4490	0.03			
L559844		<0.01	<10	<10	5	<10	3840	0.05			
L559845		<0.01	<10	<10	7	<10	2250	0.03			
L559846		<0.01	<10	<10	<1	<10	21	<0.01			
L559847		0.09	<10	<10	89	10	2560	0.38			
L559848		<0.01	<10	<10	9	<10	3130	0.03			
L559849		<0.01	<10	<10	8	10	3490	0.08			
L559850		0.03	<10	<10	153	<10	359	0.02			
L559851		<0.01	<10	<10	35	<10	899	0.04			
L559852		0.05	<10	<10	166	<10	169	<0.01			
L559853		0.05	<10	<10	165	<10	112	<0.01			
L559854		<0.01	<10	<10	11	<10	42	<0.01			
L559855		<0.01	<10	<10	9	<10	180	0.01			
L559856		<0.01	<10	<10	10	<10	175	<0.01			
L559857		<0.01	<10	<10	9	<10	467	<0.01			
L559858		<0.01	<10	<10	9	<10	1120	0.01			
L559859		<0.01	<10	<10	7	<10	599	0.01			
L559860		<0.01	<10	<10	9	<10	1355	0.01			
L559861		<0.01	<10	<10	11	<10	1665	<0.01			
L559862		<0.01	<10	<10	9	<10	4100	0.01			

ALS Canada Ltd.

2103 Dollarton Hwy
North Vancouver BC V7H 0A7
Phone: 604 984 0221 Fax: 604 984 0218 www.alsglobal.com

To: **EQUITY EXPLORATION CONSULTANTS LTD.**
SUITE 200, 900 WEST HASTINGS STREET
VANCOUVER BC V6C 1E5

Finalized Date: 5-AUG-2011
Account: EIABRX

Project: BRX11-01

CERTIFICATE OF ANALYSIS WH11128088

Sample Description	Method	WEI-21	ME-ICP41	ME-ICP41	ME-ICP41	ME-ICP41	ME-ICP41	ME-ICP41	ME-ICP41	ME-ICP41	ME-ICP41	ME-ICP41	ME-ICP41	ME-ICP41	ME-ICP41	ME-ICP41
	Analyte	Recvd Wt.	Ag	Al	As	B	Ba	Be	Bi	Ca	Cd	Co	Cr	Cu	Fe	Ga
	Units	kg	ppm	%	ppm	ppm	ppm	ppm	ppm	%	ppm	ppm	ppm	ppm	%	ppm
	LOR	0.02	0.2	0.01	2	10	10	0.5	2	0.01	0.5	1	1	1	0.01	10
L559863		3.85	2.7	0.65	104	<10	100	0.5	2	1.85	9.0	6	3	41	2.58	<10
L559864		2.49	3.8	0.59	127	<10	90	0.5	2	0.98	16.8	8	3	50	2.70	<10
L559865		3.69	1.0	0.70	163	<10	110	0.6	<2	1.98	2.1	6	2	29	2.54	<10
L559866		2.56	1.2	0.68	111	<10	160	0.7	3	2.71	3.4	6	3	14	2.62	<10
L559867		5.50	2.0	0.68	82	<10	130	0.6	4	2.32	2.1	7	3	43	2.90	<10
L559868		5.19	1.5	0.74	71	<10	120	<0.5	3	1.43	4.3	6	5	19	2.88	<10
L559869		5.32	2.0	0.65	85	<10	60	<0.5	4	0.84	4.4	6	3	41	3.60	<10
L559870		5.42	1.3	0.85	53	<10	80	<0.5	3	1.48	4.7	8	4	14	3.03	<10
L559871		3.48	0.4	3.29	9	<10	470	0.6	<2	4.79	<0.5	18	54	36	3.98	10
L559872		5.55	1.1	0.97	55	<10	120	0.5	2	2.22	3.0	7	4	10	3.02	<10
L559873		1.43	0.8	1.01	47	<10	120	0.5	2	2.18	1.5	7	2	6	2.71	<10
L559874		1.04	0.9	0.99	47	<10	130	0.6	2	1.99	1.3	7	3	7	2.98	<10
L559875		0.78	2.9	0.05	2	<10	10	<0.5	<2	>25.0	<0.5	2	<1	<1	0.04	<10
L559876		0.07	83.6	1.67	463	<10	40	<0.5	10	2.01	53.1	28	73	>10000	6.02	10
L559877		4.62	1.4	2.87	27	<10	200	0.6	2	3.83	1.8	12	27	129	3.82	10
L559878		2.86	1.4	2.57	40	<10	250	0.7	2	2.27	2.1	13	29	41	3.42	10

ALS Canada Ltd.

2103 Dollarton Hwy
North Vancouver BC V7H 0A7
Phone: 604 984 0221 Fax: 604 984 0218 www.alsglobal.com

To: **EQUITY EXPLORATION CONSULTANTS LTD.**
SUITE 200, 900 WEST HASTINGS STREET
VANCOUVER BC V6C 1E5

Finalized Date: 5-AUG-2011
Account: EIABRX

Project: BRX11-01

CERTIFICATE OF ANALYSIS WH11128088

Sample Description	Method	ME-ICP41	ME-ICP41	ME-ICP41	ME-ICP41	ME-ICP41	ME-ICP41	ME-ICP41	ME-ICP41	ME-ICP41	ME-ICP41	ME-ICP41	ME-ICP41	ME-ICP41	ME-ICP41	ME-ICP41
	Analyte	Hg	K	La	Mg	Mn	Mo	Na	Ni	P	Pb	S	Sb	Sc	Sr	Th
	Units	ppm	%	ppm	%	ppm	ppm	%	ppm	ppm	ppm	%	ppm	ppm	ppm	ppm
	LOR	1	0.01	10	0.01	5	1	0.01	1	10	2	0.01	2	1	1	20
L559863		<1	0.23	10	0.39	3660	<1	0.08	5	740	577	2.83	12	1	70	<20
L559864		<1	0.22	10	0.25	1650	<1	0.08	5	760	1005	3.03	12	1	47	<20
L559865		<1	0.23	10	0.64	3480	<1	0.10	6	760	143	2.63	7	2	59	<20
L559866		<1	0.25	20	0.94	4010	<1	0.09	4	720	410	2.58	3	2	83	<20
L559867		<1	0.25	10	0.87	3080	1	0.09	5	720	255	3.18	13	1	69	<20
L559868		<1	0.30	10	0.51	2340	<1	0.07	4	730	402	3.13	5	2	48	<20
L559869		<1	0.26	10	0.20	1465	1	0.07	5	730	386	4.00	5	1	133	<20
L559870		<1	0.31	10	0.25	1495	<1	0.07	6	770	296	3.12	<2	1	105	<20
L559871		<1	0.26	20	2.25	2490	2	0.10	27	1610	12	0.13	<2	9	376	<20
L559872		<1	0.28	10	0.33	2520	<1	0.07	6	770	198	3.24	<2	1	108	<20
L559873		<1	0.24	10	0.31	2200	1	0.10	5	800	114	2.94	<2	2	120	<20
L559874		<1	0.24	10	0.29	1965	<1	0.10	6	810	121	3.16	<2	2	94	<20
L559875		<1	0.01	<10	1.94	33	<1	0.01	<1	50	<2	0.08	<2	<1	5180	20
L559876		2	0.38	10	1.40	758	1280	0.11	235	1250	7730	4.27	74	7	217	<20
L559877		<1	0.28	10	1.54	6360	2	0.07	17	1250	209	1.79	<2	6	187	<20
L559878		<1	0.27	10	1.41	4040	2	0.07	19	1360	169	1.37	<2	6	134	<20

ALS Canada Ltd.
2103 Dollarton Hwy
North Vancouver BC V7H 0A7
Phone: 604 984 0221 Fax: 604 984 0218 www.alsglobal.com

To: **EQUITY EXPLORATION CONSULTANTS LTD.**
SUITE 200, 900 WEST HASTINGS STREET
VANCOUVER BC V6C 1E5

Finalized Date: 5-AUG-2011
Account: EIABRX

Project: BRX11-01

CERTIFICATE OF ANALYSIS WH11128088

Sample Description	Method	ME-ICP41	ME-ICP41	ME-ICP41	ME-ICP41	ME-ICP41	ME-ICP41	Au-AA25	Ag-GRA21	Cu-AA46	Zn-AA46
	Analyte	Ti	Tl	U	V	W	Zn	Au	Ag	Cu	Zn
	Units	%	ppm	ppm	ppm	ppm	ppm	ppm	ppm	%	%
	LOR	0.01	10	10	1	10	2	0.01	5	0.001	0.001
L559863		<0.01	<10	<10	10	<10	1150	0.01			
L559864		<0.01	<10	<10	9	<10	2120	0.01			
L559865		<0.01	<10	<10	12	<10	348	<0.01			
L559866		<0.01	<10	<10	13	<10	622	0.01			
L559867		<0.01	<10	<10	10	<10	372	0.01			
L559868		<0.01	<10	<10	11	<10	621	<0.01			
L559869		<0.01	<10	<10	8	<10	655	0.01			
L559870		<0.01	<10	<10	7	<10	729	0.01			
L559871		0.01	<10	<10	80	<10	113	<0.01			
L559872		<0.01	<10	<10	8	<10	459	0.01			
L559873		<0.01	<10	<10	10	<10	193	<0.01			
L559874		<0.01	<10	<10	10	<10	166	<0.01			
L559875		<0.01	<10	<10	<1	<10	<2	<0.01			
L559876		0.10	<10	<10	75	20	8890	1.51		2.54	
L559877		0.01	<10	<10	50	<10	393	<0.01			
L559878		<0.01	<10	<10	47	<10	378	<0.01			

ALS Canada Ltd.

2103 Dollarton Hwy
North Vancouver BC V7H 0A7
Phone: 604 984 0221 Fax: 604 984 0218 www.alsglobal.com

To: **EQUITY EXPLORATION CONSULTANTS LTD.**
SUITE 200, 900 WEST HASTINGS STREET
VANCOUVER BC V6C 1E5

Finalized Date: 28-JUL-2011
Account: EIABRX

CERTIFICATE WH11126846

Project: BRX11-01

P.O. No.: BRX11-01_3

This report is for 44 Drill Core samples submitted to our lab in Whitehorse, YT, Canada on 30-JUN-2011.

The following have access to data associated with this certificate:

HENRY AWMACK EQUITY ENG EMAIL	DARCY BAKER RYAN TOOLE	WANDA CARTER

SAMPLE PREPARATION

ALS CODE	DESCRIPTION
WEI-21	Received Sample Weight
LOG-22d	Sample login - Rcd w/o BarCode dup
LOG-22	Sample login - Rcd w/o BarCode
SPL-21d	Split sample - duplicate
PUL-31d	Pulverize Split - duplicate
LOG-23	Pulp Login - Rcvd with Barcode
CRU-QC	Crushing QC Test
PUL-QC	Pulverizing QC Test
CRU-31	Fine crushing - 70% <2mm
SPL-21	Split sample - riffle splitter
PUL-31	Pulverize split to 85% <75 um

ANALYTICAL PROCEDURES

ALS CODE	DESCRIPTION	INSTRUMENT
Cu-AA46	Ore grade Cu - aqua regia/AA	AAS
ME-ICP41	35 Element Aqua Regia ICP-AES	ICP-AES
Au-AA25	Ore Grade Au 30g FA AA finish	AAS

To: **EQUITY EXPLORATION CONSULTANTS LTD.**
ATTN: WANDA CARTER
SUITE 200, 900 WEST HASTINGS STREET
VANCOUVER BC V6C 1E5

This is the Final Report and supersedes any preliminary report with this certificate number. Results apply to samples as submitted. All pages of this report have been checked and approved for release.

Signature:
Colin Ramshaw, Vancouver Laboratory Manager

ALS Canada Ltd.

2103 Dollarton Hwy
North Vancouver BC V7H 0A7
Phone: 604 984 0221 Fax: 604 984 0218 www.alsglobal.com

To: **EQUITY EXPLORATION CONSULTANTS LTD.**
SUITE 200, 900 WEST HASTINGS STREET
VANCOUVER BC V6C 1E5

Finalized Date: 28-JUL-2011
Account: EIABRX

Project: BRX11-01

CERTIFICATE OF ANALYSIS WH11126846

Sample Description	Method	WEI-21	ME-ICP41	ME-ICP41	ME-ICP41	ME-ICP41	ME-ICP41	ME-ICP41	ME-ICP41	ME-ICP41	ME-ICP41	ME-ICP41	ME-ICP41	ME-ICP41	ME-ICP41	ME-ICP41
	Analyte	Recvd Wt.	Ag	Al	As	B	Ba	Be	Bi	Ca	Cd	Co	Cr	Cu	Fe	Ga
	Units	kg	ppm	%	ppm	ppm	ppm	ppm	ppm	%	ppm	ppm	ppm	ppm	%	ppm
	LOR	0.02	0.2	0.01	2	10	10	0.5	2	0.01	0.5	1	1	1	0.01	10
L559504		5.85	0.4	0.72	122	<10	150	0.5	<2	3.05	<0.5	7	1	9	2.64	<10
L559505		3.14	1.2	0.77	168	<10	110	0.6	<2	1.50	<0.5	8	1	17	3.61	<10
L559506		3.28	0.4	0.67	153	<10	120	0.5	<2	0.59	<0.5	8	1	12	3.28	<10
L559507		2.82	0.4	0.59	138	<10	80	<0.5	3	0.80	<0.5	8	1	12	3.10	<10
L559508		<0.02	0.4	0.80	146	<10	70	0.5	<2	0.82	<0.5	8	1	13	3.42	<10
L559509		0.72	<0.2	0.05	<2	<10	10	<0.5	2	>25.0	<0.5	3	<1	2	0.05	<10
L559510		0.10	52.6	1.13	101	<10	60	<0.5	<2	0.54	21.3	16	32	4250	4.55	10
L559511		2.52	0.9	0.73	147	<10	50	<0.5	2	0.70	1.1	6	1	12	3.00	<10
L559512		2.81	1.4	0.70	176	<10	50	0.5	2	0.27	5.8	7	1	10	3.07	<10
L559513		3.38	3.8	0.61	230	<10	40	0.5	<2	0.39	32.7	8	1	40	3.44	<10
L559514		2.42	0.9	0.78	170	<10	70	0.6	<2	0.86	1.7	7	1	11	2.89	<10
L559515		8.34	0.6	0.85	124	<10	110	<0.5	<2	1.59	1.7	5	1	16	3.09	<10
L559516		5.87	<0.2	0.95	104	<10	140	0.5	<2	2.80	<0.5	6	1	6	2.67	<10
L559517		6.12	<0.2	0.96	105	<10	160	<0.5	<2	3.78	<0.5	5	2	9	2.60	<10
L559518		5.14	<0.2	0.89	104	<10	130	0.5	<2	3.32	<0.5	5	1	7	2.51	<10
L559519		2.87	<0.2	0.92	90	<10	110	<0.5	<2	1.71	<0.5	5	1	6	2.64	<10
L559520		4.36	0.2	0.85	139	<10	90	0.5	<2	1.20	<0.5	6	1	11	2.93	<10
L559521		3.13	2.5	0.57	256	<10	80	0.5	<2	0.21	18.2	7	1	29	2.82	<10
L559522		2.30	0.9	0.63	223	<10	50	0.5	<2	0.19	3.1	7	1	10	2.92	<10
L559523		3.11	2.2	0.66	185	<10	40	0.5	3	0.22	11.3	8	1	17	2.82	<10
L559524		3.76	16.5	0.53	343	<10	30	<0.5	35	0.16	4.9	7	1	732	3.71	<10
L559525		2.92	0.5	0.76	52	<10	80	<0.5	<2	0.25	<0.5	6	1	10	3.03	<10
L559526		3.80	0.3	0.87	68	<10	80	<0.5	<2	0.28	<0.5	6	1	14	3.13	<10
L559527		2.99	0.2	0.86	60	<10	100	<0.5	2	0.61	<0.5	6	1	13	3.00	<10
L559528		2.78	0.3	0.97	59	<10	100	0.5	2	1.46	<0.5	6	1	16	2.90	<10
L559529		2.53	0.2	0.85	57	<10	120	<0.5	<2	0.92	<0.5	6	1	14	2.89	<10
L559530		0.83	<0.2	0.04	2	<10	10	<0.5	<2	>25.0	<0.5	<1	<1	<1	0.05	<10
L559531		0.10	80.7	1.67	481	<10	30	<0.5	9	2.04	54.3	27	75	>10000	6.12	10
L559532		3.47	0.9	0.60	76	<10	40	<0.5	<2	0.30	4.5	8	1	48	3.04	<10
L559533		2.95	43.5	0.67	2610	<10	20	<0.5	71	1.22	9.9	5	1	6450	3.58	<10
L559534		2.97	0.5	0.72	58	<10	40	<0.5	<2	0.69	0.5	6	1	40	2.90	<10
L559535		2.70	23.6	0.68	1330	<10	20	<0.5	13	0.55	8.1	6	1	3290	3.56	<10
L559536		2.85	0.5	0.77	53	<10	60	<0.5	<2	0.78	<0.5	6	1	31	3.05	<10
L559537		2.80	0.5	0.71	82	<10	30	0.5	<2	1.39	1.5	6	1	29	3.09	<10
L559538		2.68	<0.2	0.71	46	<10	60	<0.5	<2	0.51	<0.5	6	1	11	2.93	<10
L559539		3.04	<0.2	0.70	52	<10	60	<0.5	<2	0.38	<0.5	6	1	12	2.77	<10
L559540		2.95	0.2	0.84	53	<10	80	<0.5	<2	0.98	<0.5	6	1	15	2.88	<10
L559541		2.90	2.6	0.99	120	<10	80	<0.5	4	1.82	0.9	5	1	519	2.84	<10
L559542		2.49	22.8	0.70	353	<10	80	<0.5	13	0.88	7.3	5	1	3930	3.42	<10
L559543		2.75	22.3	0.53	566	<10	80	<0.5	8	0.23	4.9	6	1	2680	3.00	<10

ALS Canada Ltd.
2103 Dollarton Hwy
North Vancouver BC V7H 0A7
Phone: 604 984 0221 Fax: 604 984 0218 www.alsglobal.com

To: **EQUITY EXPLORATION CONSULTANTS LTD.**
SUITE 200, 900 WEST HASTINGS STREET
VANCOUVER BC V6C 1E5

Finalized Date: 28-JUL-2011
Account: EIABRX

Project: BRX11-01

CERTIFICATE OF ANALYSIS WH11126846

Sample Description	Method	ME-ICP41	ME-ICP41	ME-ICP41	ME-ICP41	ME-ICP41	ME-ICP41	ME-ICP41	ME-ICP41	ME-ICP41	ME-ICP41	ME-ICP41	ME-ICP41	ME-ICP41	ME-ICP41	ME-ICP41
	Analyte	Hg	K	La	Mg	Mn	Mo	Na	Ni	P	Pb	S	Sb	Sc	Sr	Th
	Units	ppm	%	ppm	%	ppm	ppm	%	ppm	ppm	ppm	%	ppm	ppm	ppm	ppm
	LOR	1	0.01	10	0.01	5	1	0.01	1	10	2	0.01	2	1	1	20
L559504		<1	0.26	20	0.50	3850	1	0.12	2	800	26	2.45	<2	2	210	<20
L559505		<1	0.24	20	0.54	5970	1	0.11	1	840	55	3.36	<2	2	144	<20
L559506		<1	0.27	20	0.19	6550	1	0.11	1	870	42	2.96	<2	2	127	<20
L559507		<1	0.25	20	0.24	6680	1	0.11	1	830	40	2.95	<2	1	130	<20
L559508		<1	0.33	20	0.25	7500	1	0.12	1	840	44	3.16	<2	2	137	<20
L559509		<1	0.01	<10	1.98	58	<1	0.03	1	60	<2	0.09	<2	<1	5300	20
L559510		1	0.54	10	0.69	485	168	0.05	23	880	2140	2.42	66	7	39	<20
L559511		1	0.27	10	0.28	4730	1	0.10	1	780	82	2.89	3	1	134	<20
L559512		<1	0.29	20	0.08	181	1	0.12	2	810	257	3.21	3	1	136	<20
L559513		1	0.22	10	0.09	2000	1	0.13	2	670	1245	3.73	7	1	163	<20
L559514		<1	0.33	10	0.13	1775	1	0.14	2	850	174	2.85	<2	2	172	<20
L559515		<1	0.24	20	0.37	3760	2	0.10	3	780	143	2.64	4	2	161	<20
L559516		<1	0.25	20	0.46	2650	<1	0.11	3	810	20	2.29	2	2	239	<20
L559517		<1	0.22	20	0.38	1675	<1	0.11	2	820	21	2.15	2	2	382	<20
L559518		<1	0.24	20	0.36	2310	1	0.10	1	770	23	2.35	3	2	259	<20
L559519		<1	0.24	20	0.48	2590	1	0.10	2	790	40	2.19	2	2	169	<20
L559520		<1	0.24	20	0.45	3560	1	0.12	2	880	81	2.61	3	2	144	<20
L559521		<1	0.22	<10	0.02	56	1	0.14	3	650	1265	3.23	5	1	146	<20
L559522		<1	0.25	<10	0.02	62	<1	0.13	3	620	363	3.20	4	1	142	<20
L559523		<1	0.24	<10	0.02	79	1	0.14	2	650	501	3.11	3	1	157	<20
L559524		<1	0.14	<10	0.04	680	1	0.09	3	460	425	4.10	126	1	96	<20
L559525		<1	0.29	10	0.10	4640	<1	0.10	3	790	71	3.28	2	1	94	<20
L559526		<1	0.26	20	0.32	5820	<1	0.10	2	850	34	3.36	3	1	90	<20
L559527		<1	0.26	20	0.40	1960	<1	0.12	2	890	64	3.22	3	1	112	<20
L559528		<1	0.29	20	0.70	3020	1	0.13	3	850	55	3.11	3	1	131	<20
L559529		<1	0.24	20	0.49	2200	<1	0.13	3	870	28	3.06	2	1	130	<20
L559530		<1	0.01	<10	2.37	34	<1	0.02	2	60	<2	0.08	<2	<1	5280	20
L559531		3	0.36	10	1.42	786	1315	0.10	244	1270	8090	4.34	72	7	216	<20
L559532		<1	0.22	10	0.08	760	3	0.13	5	740	374	3.20	4	1	138	<20
L559533		7	0.23	10	0.44	2250	1	0.10	1	820	872	4.30	366	1	154	<20
L559534		<1	0.26	20	0.29	1620	<1	0.11	2	860	92	3.12	4	1	137	<20
L559535		3	0.24	10	0.23	1605	<1	0.11	2	810	517	4.05	210	1	134	<20
L559536		<1	0.29	20	0.30	2110	<1	0.12	2	880	27	3.29	4	1	125	<20
L559537		<1	0.23	10	0.43	2350	2	0.13	4	850	136	3.35	4	1	165	<20
L559538		<1	0.26	10	0.16	672	<1	0.12	2	880	19	3.10	3	1	113	<20
L559539		<1	0.24	20	0.12	374	<1	0.12	2	880	40	2.91	<2	1	96	<20
L559540		<1	0.23	20	0.44	1260	<1	0.11	2	850	48	2.92	2	1	103	<20
L559541		<1	0.22	20	0.70	2450	1	0.11	2	820	136	2.97	14	1	135	<20
L559542		1	0.20	10	0.35	1700	<1	0.12	2	670	675	3.75	97	1	117	<20
L559543		2	0.20	10	0.03	98	1	0.11	1	760	375	3.34	157	1	121	<20

ALS Canada Ltd.
2103 Dollarton Hwy
North Vancouver BC V7H 0A7
Phone: 604 984 0221 Fax: 604 984 0218 www.alsglobal.com

To: **EQUITY EXPLORATION CONSULTANTS LTD.**
SUITE 200, 900 WEST HASTINGS STREET
VANCOUVER BC V6C 1E5

Finalized Date: 28-JUL-2011
Account: EIABRX

Project: BRX11-01

CERTIFICATE OF ANALYSIS WH11126846

Sample Description	Method / Analyte / Units / LOR	ME-ICP41 Ti % 0.01	ME-ICP41 Tl ppm 10	ME-ICP41 U ppm 10	ME-ICP41 V ppm 1	ME-ICP41 W ppm 10	ME-ICP41 Zn ppm 2	Au-AA25 Au ppm 0.01	Cu-AA46 Cu % 0.001
L559504		<0.01	<10	<10	9	<10	71	0.02	
L559505		<0.01	<10	<10	11	<10	192	0.04	
L559506		<0.01	<10	<10	9	<10	139	0.02	
L559507		<0.01	<10	<10	9	<10	136	0.02	
L559508		<0.01	<10	<10	11	<10	140	0.01	
L559509		<0.01	<10	40	<1	<10	<2	<0.01	
L559510		0.08	<10	<10	86	<10	2630	0.34	
L559511		<0.01	<10	<10	8	<10	367	0.02	
L559512		<0.01	<10	<10	5	<10	916	0.03	
L559513		<0.01	<10	<10	6	<10	3600	0.09	
L559514		<0.01	<10	<10	9	<10	353	0.02	
L559515		<0.01	<10	<10	9	<10	317	0.01	
L559516		<0.01	<10	<10	11	<10	59	<0.01	
L559517		<0.01	<10	<10	13	<10	60	<0.01	
L559518		<0.01	<10	<10	10	<10	49	0.01	
L559519		<0.01	<10	<10	10	<10	71	0.01	
L559520		<0.01	<10	<10	9	<10	225	<0.01	
L559521		<0.01	<10	<10	4	<10	2690	0.05	
L559522		<0.01	<10	<10	4	<10	563	0.04	
L559523		<0.01	<10	<10	5	<10	2010	0.07	
L559524		<0.01	<10	<10	5	<10	1315	0.16	
L559525		<0.01	<10	<10	7	<10	138	<0.01	
L559526		<0.01	<10	<10	7	<10	61	<0.01	
L559527		<0.01	<10	<10	8	<10	59	<0.01	
L559528		<0.01	<10	<10	11	<10	88	0.01	
L559529		<0.01	<10	<10	11	<10	49	0.01	
L559530		<0.01	<10	<10	1	<10	5	<0.01	
L559531		0.11	<10	<10	74	20	8840	1.43	2.45
L559532		<0.01	<10	<10	6	<10	572	0.02	
L559533		<0.01	<10	<10	6	<10	1450	0.06	
L559534		<0.01	<10	<10	7	<10	95	0.01	
L559535		<0.01	<10	<10	7	<10	949	0.03	
L559536		<0.01	<10	<10	9	<10	30	0.01	
L559537		<0.01	<10	<10	8	<10	288	0.02	
L559538		<0.01	<10	<10	6	<10	60	<0.01	
L559539		<0.01	<10	<10	6	<10	37	0.01	
L559540		<0.01	<10	<10	9	<10	49	0.01	
L559541		<0.01	<10	<10	10	<10	175	0.01	
L559542		<0.01	<10	<10	6	<10	862	0.07	
L559543		<0.01	<10	<10	5	<10	590	0.07	

ALS Canada Ltd.

2103 Dollarton Hwy
North Vancouver BC V7H 0A7
Phone: 604 984 0221 Fax: 604 984 0218 www.alsglobal.com

To: **EQUITY EXPLORATION CONSULTANTS LTD.**
SUITE 200, 900 WEST HASTINGS STREET
VANCOUVER BC V6C 1E5

Finalized Date: 28-JUL-2011
Account: EIABRX

Project: BRX11-01

CERTIFICATE OF ANALYSIS WH11126846

Sample Description	Method	WEI-21	ME-ICP41	ME-ICP41	ME-ICP41	ME-ICP41	ME-ICP41	ME-ICP41	ME-ICP41	ME-ICP41	ME-ICP41	ME-ICP41	ME-ICP41	ME-ICP41	ME-ICP41	ME-ICP41
	Analyte	Recvd Wt.	Ag	Al	As	B	Ba	Be	Bi	Ca	Cd	Co	Cr	Cu	Fe	Ga
	Units	kg	ppm	%	ppm	ppm	ppm	ppm	ppm	%	ppm	ppm	ppm	ppm	%	ppm
	LOR	0.02	0.2	0.01	2	10	10	0.5	2	0.01	0.5	1	1	1	0.01	10
L559544		5.99	0.2	1.11	54	<10	110	<0.5	<2	2.38	<0.5	5	1	24	2.76	<10
L559545		5.13	<0.2	1.00	34	<10	110	<0.5	<2	2.67	<0.5	5	1	11	2.65	<10
L559546		2.95	<0.2	1.07	32	<10	130	<0.5	<2	2.59	<0.5	5	1	11	2.63	<10
L559547		3.55	<0.2	1.01	39	<10	90	<0.5	<2	2.33	<0.5	5	1	9	2.67	<10

ALS Canada Ltd.

2103 Dollarton Hwy
North Vancouver BC V7H 0A7
Phone: 604 984 0221 Fax: 604 984 0218 www.alsglobal.com

To: **EQUITY EXPLORATION CONSULTANTS LTD.**
SUITE 200, 900 WEST HASTINGS STREET
VANCOUVER BC V6C 1E5

Finalized Date: 28-JUL-2011
Account: EIABRX

Project: BRX11-01

CERTIFICATE OF ANALYSIS WH11126846

Sample Description	Method	ME-ICP41	ME-ICP41	ME-ICP41	ME-ICP41	ME-ICP41	ME-ICP41	ME-ICP41	ME-ICP41	ME-ICP41	ME-ICP41	ME-ICP41	ME-ICP41	ME-ICP41	ME-ICP41	ME-ICP41
	Analyte	Hg	K	La	Mg	Mn	Mo	Na	Ni	P	Pb	S	Sb	Sc	Sr	Th
	Units	ppm	%	ppm	%	ppm	ppm	%	ppm	ppm	ppm	%	ppm	ppm	ppm	ppm
	LOR	1	0.01	10	0.01	5	1	0.01	1	10	2	0.01	2	1	1	20
L559544		<1	0.23	20	0.89	1940	<1	0.10	1	810	38	2.70	<2	1	170	<20
L559545		<1	0.19	10	0.77	1185	<1	0.09	2	800	31	2.58	2	1	225	<20
L559546		<1	0.25	20	0.64	1020	1	0.11	2	790	28	2.50	2	1	234	<20
L559547		<1	0.22	20	0.61	858	1	0.11	2	820	31	2.66	2	1	224	<20

ALS Canada Ltd.

2103 Dollarton Hwy
North Vancouver BC V7H 0A7
Phone: 604 984 0221 Fax: 604 984 0218 www.alsglobal.com

To: **EQUITY EXPLORATION CONSULTANTS LTD.**
SUITE 200, 900 WEST HASTINGS STREET
VANCOUVER BC V6C 1E5

Finalized Date: 28-JUL-2011
Account: EIABRX

Project: BRX11-01

CERTIFICATE OF ANALYSIS WH11126846

Sample Description	Method Analyte Units LOR	ME-ICP41 Ti % 0.01	ME-ICP41 Tl ppm 10	ME-ICP41 U ppm 10	ME-ICP41 V ppm 1	ME-ICP41 W ppm 10	ME-ICP41 Zn ppm 2	Au-AA25 Au ppm 0.01	Cu-AA46 Cu % 0.001
L559544		<0.01	<10	<10	14	<10	82	0.03	
L559545		<0.01	<10	<10	12	<10	77	<0.01	
L559546		<0.01	<10	<10	12	<10	68	0.01	
L559547		<0.01	<10	<10	12	<10	67	0.01	

ALS Canada Ltd.

2103 Dollarton Hwy
North Vancouver BC V7H 0A7
Phone: 604 984 0221 Fax: 604 984 0218 www.alsglobal.com

To: **EQUITY EXPLORATION CONSULTANTS LTD.**
SUITE 200, 900 WEST HASTINGS STREET
VANCOUVER BC V6C 1E5

Finalized Date: 4-AUG-2011
Account: EIABRX

CERTIFICATE WH11123810

Project: BRX 11-01

P.O. No.: BRX11-01_4

This report is for 195 Drill Core samples submitted to our lab in Whitehorse, YT, Canada on 4-JUL-2011.

The following have access to data associated with this certificate:

HENRY AWMACK EQUITY ENG EMAIL RYAN TOOLE	DARCY BAKER TOBY HUGHES	WANDA CARTER SORIN POSESCU

SAMPLE PREPARATION

ALS CODE	DESCRIPTION
WEI-21	Received Sample Weight
LOG-23	Pulp Login - Rcvd with Barcode
LOG-22	Sample login - Rcd w/o BarCode
LOG-22d	Sample login - Rcd w/o BarCode dup
SPL-21d	Split sample - duplicate
PUL-31d	Pulverize Split - duplicate
CRU-QC	Crushing QC Test
PUL-QC	Pulverizing QC Test
CRU-31	Fine crushing - 70% <2mm
SPL-21	Split sample - riffle splitter
PUL-31	Pulverize split to 85% <75 um

ANALYTICAL PROCEDURES

ALS CODE	DESCRIPTION	INSTRUMENT
Cu-AA46	Ore grade Cu - aqua regia/AA	AAS
ME-ICP41	35 Element Aqua Regia ICP-AES	ICP-AES
Au-AA25	Ore Grade Au 30g FA AA finish	AAS

To: **EQUITY EXPLORATION CONSULTANTS LTD.**
ATTN: WANDA CARTER
SUITE 200, 900 WEST HASTINGS STREET
VANCOUVER BC V6C 1E5

This is the Final Report and supersedes any preliminary report with this certificate number. Results apply to samples as submitted. All pages of this report have been checked and approved for release.

Signature:
Colin Ramshaw, Vancouver Laboratory Manager

ALS Canada Ltd.

2103 Dollarton Hwy
North Vancouver BC V7H 0A7
Phone: 604 984 0221 Fax: 604 984 0218 www.alsglobal.com

To: **EQUITY EXPLORATION CONSULTANTS LTD.**
SUITE 200, 900 WEST HASTINGS STREET
VANCOUVER BC V6C 1E5

Finalized Date: 4-AUG-2011
Account: EIABRX

Project: BRX 11-01

CERTIFICATE OF ANALYSIS WH11123810

Sample Description	Method / Analyte / Units / LOR	WEI-21 Recvd Wt. kg .02	ME-ICP41 Ag ppm 0.2	ME-ICP41 Al % 0.01	ME-ICP41 As ppm 2	ME-ICP41 B ppm 10	ME-ICP41 Ba ppm 10	ME-ICP41 Be ppm 0.5	ME-ICP41 Bi ppm 2	ME-ICP41 Ca % 0.01	ME-ICP41 Cd ppm 0.5	ME-ICP41 Co ppm 1	ME-ICP41 Cr ppm 1	ME-ICP41 Cu ppm 1	ME-ICP41 Fe % 0.01	ME-ICP41 Ga ppm 10
L559548		2.53	2.0	0.20	204	<10	20	<0.5	<2	0.02	2.5	7	2	59	2.20	<10
L559549		2.84	2.6	0.30	273	<10	20	<0.5	<2	0.06	5.8	10	2	197	3.37	<10
L559550		1.21	0.2	1.06	53	<10	200	1.1	<2	0.33	1.2	10	3	22	2.60	<10
L559551		1.09	<0.2	1.00	52	<10	160	1.1	<2	0.35	1.8	10	2	24	2.62	<10
L559552		0.68	<0.2	0.05	8	<10	10	<0.5	<2	>25.0	<0.5	<1	<1	<1	0.04	<10
L559553		0.07	81.6	1.62	479	10	40	<0.5	10	2.02	55.0	28	75	>10000	6.09	10
L559554		2.57	<0.2	1.27	52	<10	220	0.9	<2	0.70	<0.5	8	2	16	2.71	<10
L559555		2.14	<0.2	1.16	34	<10	130	0.8	<2	1.77	<0.5	7	1	17	2.61	<10
L559556		2.30	0.2	1.16	101	<10	120	0.7	<2	1.44	<0.5	7	2	14	3.32	<10
L559557		2.34	<0.2	1.21	33	<10	300	0.6	<2	2.79	<0.5	8	3	18	2.79	<10
L559558		4.96	<0.2	1.95	53	<10	250	0.5	<2	3.33	<0.5	7	5	18	2.87	<10
L559559		4.49	<0.2	1.92	68	<10	130	0.5	<2	3.12	<0.5	7	5	16	3.09	<10
L559560		5.16	<0.2	1.71	106	<10	130	0.5	<2	3.42	<0.5	11	4	23	3.48	<10
L559561		4.63	<0.2	1.56	52	<10	180	0.5	<2	4.15	<0.5	8	2	17	2.93	<10
L559562		5.70	<0.2	1.80	12	<10	860	0.5	<2	3.81	<0.5	6	2	15	2.55	<10
L559563		4.08	<0.2	1.70	19	<10	610	0.5	<2	4.42	<0.5	8	2	15	2.67	<10
L559564		2.60	<0.2	1.23	44	<10	180	0.6	<2	3.71	<0.5	6	2	11	2.78	<10
L559565		1.92	<0.2	0.60	77	<10	120	0.6	<2	2.60	<0.5	7	1	12	2.96	<10
L559566		2.43	<0.2	1.14	72	<10	150	0.5	<2	4.14	<0.5	7	2	13	2.27	<10
L559567		2.93	<0.2	0.74	76	<10	110	0.5	<2	3.96	<0.5	6	2	7	2.41	<10
L559568		2.36	<0.2	0.67	68	<10	110	<0.5	<2	3.42	<0.5	5	1	6	2.39	<10
L559569		2.54	0.2	0.68	90	<10	100	0.5	<2	2.71	<0.5	5	1	7	2.87	<10
L559570		2.84	<0.2	0.99	130	<10	120	0.5	<2	3.33	<0.5	8	3	16	2.97	<10
L559571		1.44	<0.2	0.68	97	<10	100	<0.5	<2	4.14	<0.5	5	1	5	2.43	<10
L559572		2.22	<0.2	0.60	112	<10	90	<0.5	<2	3.90	<0.5	5	1	6	2.59	<10
L559573		0.69	<0.2	0.06	2	<10	10	<0.5	2	>25.0	<0.5	<1	<1	<1	0.04	<10
L559574		0.07	55.4	1.17	105	<10	60	<0.5	4	0.55	22.6	16	33	4410	4.70	10
L559575		2.76	<0.2	0.89	96	<10	90	<0.5	<2	4.55	<0.5	6	1	12	2.35	<10
L559576		2.58	<0.2	1.04	85	<10	80	<0.5	<2	4.70	<0.5	5	1	6	2.36	<10
L559577		2.71	<0.2	0.86	85	<10	110	<0.5	<2	4.56	<0.5	5	1	8	2.30	<10
L559578		2.90	<0.2	1.14	79	<10	120	<0.5	<2	4.73	<0.5	5	1	7	2.33	<10
L559579		2.45	<0.2	0.84	105	<10	100	<0.5	<2	4.40	<0.5	5	1	4	2.61	<10
L559580		3.34	<0.2	0.73	121	<10	110	<0.5	<2	4.06	<0.5	5	1	4	2.71	<10
L559581		2.68	<0.2	0.80	106	<10	90	<0.5	<2	4.41	<0.5	5	1	5	2.51	<10
L559582		1.63	0.2	1.00	129	<10	100	<0.5	<2	4.75	<0.5	5	1	5	2.51	<10
L559583		2.57	<0.2	0.86	148	<10	110	<0.5	<2	4.34	<0.5	5	1	5	2.28	<10
L559584		2.89	<0.2	1.03	178	<10	100	<0.5	<2	4.46	<0.5	6	1	8	2.30	<10
L559585		3.12	<0.2	1.04	140	<10	120	<0.5	<2	4.78	<0.5	6	1	9	2.30	<10
L559586		2.53	<0.2	0.81	152	<10	140	<0.5	<2	4.10	<0.5	5	1	9	2.53	<10
L559587		2.98	0.2	0.83	189	<10	160	<0.5	<2	3.76	<0.5	6	1	9	2.36	<10

ALS Canada Ltd.

2103 Dollarton Hwy
North Vancouver BC V7H 0A7
Phone: 604 984 0221 Fax: 604 984 0218 www.alsglobal.com

To: **EQUITY EXPLORATION CONSULTANTS LTD.**
SUITE 200, 900 WEST HASTINGS STREET
VANCOUVER BC V6C 1E5

Finalized Date: 4-AUG-2011
Account: EIABRX

Project: BRX 11-01

CERTIFICATE OF ANALYSIS WH11123810

Sample Description	Method	ME-ICP41	ME-ICP41	ME-ICP41	ME-ICP41	ME-ICP41	ME-ICP41	ME-ICP41	ME-ICP41	ME-ICP41	ME-ICP41	ME-ICP41	ME-ICP41	ME-ICP41	ME-ICP41	ME-ICP41
	Analyte	Hg	K	La	Mg	Mn	Mo	Na	Ni	P	Pb	S	Sb	Sc	Sr	Th
	Units	ppm	%	ppm	%	ppm	ppm	%	ppm	ppm	ppm	%	ppm	ppm	ppm	ppm
	LOR	1	0.01	10	0.01	5	1	0.01	1	10	2	0.01	2	1	1	20
L559548		1	<0.01	<10	<0.01	19	<1	0.01	3	20	69	2.24	20	<1	46	<20
L559549		1	0.05	<10	0.04	308	1	0.01	7	140	75	3.52	37	1	74	<20
L559550		<1	0.20	<10	0.22	2130	<1	0.02	6	900	16	1.25	2	2	158	<20
L559551		<1	0.20	<10	0.20	1820	1	0.02	7	900	16	1.42	2	2	165	<20
L559552		<1	0.01	<10	1.96	33	1	0.01	2	60	<2	0.14	<2	<1	5360	20
L559553		3	0.36	10	1.39	784	1290	0.10	251	1270	7940	4.40	78	7	217	<20
L559554		<1	0.23	10	0.49	2520	<1	0.02	4	920	17	1.06	<2	2	106	<20
L559555		<1	0.20	20	0.78	2580	1	0.02	3	860	55	1.10	2	2	126	<20
L559556		1	0.20	10	0.68	3220	1	0.02	5	860	23	1.85	2	2	105	<20
L559557		<1	0.21	20	1.17	3150	1	0.02	6	880	24	1.05	<2	3	147	<20
L559558		1	0.21	20	1.15	1850	1	0.02	6	850	26	0.82	3	3	295	<20
L559559		<1	0.18	20	1.14	1240	1	0.02	4	880	16	1.07	<2	3	288	<20
L559560		1	0.19	20	1.06	1185	1	0.03	7	960	28	2.00	3	2	274	<20
L559561		<1	0.17	20	1.02	1295	1	0.04	4	860	17	1.22	<2	2	327	<20
L559562		<1	0.19	20	1.04	1200	<1	0.05	4	840	6	0.18	<2	3	281	<20
L559563		<1	0.18	20	0.95	1285	1	0.05	4	820	13	0.58	<2	3	307	<20
L559564		<1	0.19	20	1.15	1490	1	0.03	3	810	15	1.40	2	2	306	<20
L559565		<1	0.20	20	0.88	1150	1	0.03	5	810	19	2.49	3	2	228	<20
L559566		<1	0.17	20	0.55	1095	1	0.04	5	840	23	1.55	3	2	298	<20
L559567		<1	0.19	20	0.54	1275	1	0.03	3	790	16	2.18	<2	2	260	<20
L559568		<1	0.19	10	0.55	1430	1	0.03	3	770	28	2.42	2	2	239	<20
L559569		<1	0.19	10	0.93	1630	1	0.03	2	770	21	2.84	2	2	243	<20
L559570		<1	0.19	20	0.54	1385	1	0.04	5	940	20	2.72	5	2	265	<20
L559571		<1	0.19	20	0.31	1410	1	0.03	2	810	19	2.62	2	2	261	<20
L559572		<1	0.18	10	0.54	1795	1	0.03	3	750	21	2.63	3	2	244	<20
L559573		1	0.01	<10	2.08	31	1	0.01	2	80	<2	0.17	<2	<1	5310	20
L559574		1	0.53	10	0.70	503	162	0.05	25	930	2180	2.56	68	7	42	<20
L559575		1	0.19	20	0.32	1140	1	0.03	2	800	17	2.22	2	1	291	<20
L559576		<1	0.19	20	0.47	1245	1	0.03	1	760	17	2.02	2	1	316	<20
L559577		<1	0.19	20	0.31	1040	1	0.03	1	760	18	2.11	3	1	297	<20
L559578		<1	0.20	20	0.64	1440	1	0.03	3	750	25	2.02	2	2	323	<20
L559579		1	0.19	20	0.39	1595	1	0.03	2	770	17	2.65	2	2	282	<20
L559580		<1	0.18	10	0.36	1650	1	0.03	1	740	22	2.86	2	1	287	<20
L559581		<1	0.23	10	0.34	1510	1	0.03	2	770	15	2.50	2	2	297	<20
L559582		<1	0.19	10	0.49	1610	1	0.04	1	750	20	2.29	2	2	300	<20
L559583		<1	0.19	20	0.49	1425	1	0.04	2	780	16	2.19	2	2	291	<20
L559584		<1	0.20	20	0.49	1245	1	0.05	2	800	16	2.03	2	2	312	<20
L559585		1	0.20	20	0.55	1550	<1	0.04	3	720	17	1.97	<2	2	300	<20
L559586		<1	0.18	10	0.50	1825	<1	0.05	<1	750	26	2.49	2	2	263	<20
L559587		<1	0.19	10	0.35	1420	<1	0.05	1	780	28	2.29	2	1	256	<20

ALS Canada Ltd.
2103 Dollarton Hwy
North Vancouver BC V7H 0A7
Phone: 604 984 0221 Fax: 604 984 0218 www.alsglobal.com

To: **EQUITY EXPLORATION CONSULTANTS LTD.**
SUITE 200, 900 WEST HASTINGS STREET
VANCOUVER BC V6C 1E5

Finalized Date: 4-AUG-2011
Account: EIABRX

Project: BRX 11-01

CERTIFICATE OF ANALYSIS WH11123810

Sample Description	Method / Analyte / Units / LOR	ME-ICP41 Ti % 0.01	ME-ICP41 Tl ppm 10	ME-ICP41 U ppm 10	ME-ICP41 V ppm 1	ME-ICP41 W ppm 10	ME-ICP41 Zn ppm 2	Au-AA25 Au ppm 0.01	Cu-AA46 Cu % 0.001
L559548		<0.01	<10	<10	3	<10	196	0.03	
L559549		<0.01	<10	<10	6	<10	575	0.08	
L559550		<0.01	<10	<10	14	<10	146	<0.01	
L559551		<0.01	<10	<10	13	<10	149	<0.01	
L559552		<0.01	<10	<10	1	<10	<2	0.01	
L559553		0.10	<10	<10	73	20	8880	1.30	2.55
L559554		<0.01	<10	<10	18	<10	99	<0.01	
L559555		<0.01	<10	<10	14	<10	95	<0.01	
L559556		<0.01	<10	<10	22	<10	87	<0.01	
L559557		<0.01	<10	<10	19	<10	66	<0.01	
L559558		<0.01	<10	<10	25	<10	81	<0.01	
L559559		<0.01	<10	<10	29	<10	80	<0.01	
L559560		<0.01	<10	<10	27	<10	67	<0.01	
L559561		<0.01	<10	<10	25	<10	60	<0.01	
L559562		<0.01	<10	<10	26	<10	59	0.01	
L559563		<0.01	<10	<10	26	<10	59	<0.01	
L559564		<0.01	<10	<10	21	<10	53	<0.01	
L559565		<0.01	<10	<10	16	<10	26	<0.01	
L559566		<0.01	<10	<10	18	<10	63	<0.01	
L559567		<0.01	<10	<10	15	<10	46	<0.01	
L559568		<0.01	<10	<10	11	<10	51	0.01	
L559569		<0.01	<10	<10	15	<10	50	0.01	
L559570		<0.01	<10	<10	19	<10	70	0.01	
L559571		<0.01	<10	<10	10	<10	48	<0.01	
L559572		<0.01	<10	<10	13	<10	61	0.01	
L559573		<0.01	<10	<10	1	<10	<2	<0.01	
L559574		0.09	<10	<10	88	<10	2730	0.34	
L559575		<0.01	<10	<10	14	<10	60	<0.01	
L559576		<0.01	<10	<10	14	<10	58	<0.01	
L559577		<0.01	<10	<10	12	<10	53	<0.01	
L559578		<0.01	<10	<10	15	<10	58	<0.01	
L559579		<0.01	<10	<10	11	<10	51	0.01	
L559580		<0.01	<10	<10	8	<10	53	<0.01	
L559581		<0.01	<10	<10	10	<10	55	<0.01	
L559582		<0.01	<10	<10	13	<10	57	<0.01	
L559583		<0.01	<10	<10	10	<10	47	0.03	
L559584		<0.01	<10	<10	13	<10	55	<0.01	
L559585		<0.01	<10	<10	14	<10	62	0.01	
L559586		<0.01	<10	<10	11	<10	63	0.03	
L559587		<0.01	<10	<10	11	<10	59	0.04	

ALS Canada Ltd.

2103 Dollarton Hwy
North Vancouver BC V7H 0A7
Phone: 604 984 0221 Fax: 604 984 0218 www.alsglobal.com

To: **EQUITY EXPLORATION CONSULTANTS LTD.**
SUITE 200, 900 WEST HASTINGS STREET
VANCOUVER BC V6C 1E5

Finalized Date: 4-AUG-2011
Account: EIABRX

Project: BRX 11-01

CERTIFICATE OF ANALYSIS WH11123810

Sample Description	Method / Analyte / Units / LOR	WEI-21 Recvd Wt. kg .02	ME-ICP41 Ag ppm 0.2	ME-ICP41 Al % 0.01	ME-ICP41 As ppm 2	ME-ICP41 B ppm 10	ME-ICP41 Ba ppm 10	ME-ICP41 Be ppm 0.5	ME-ICP41 Bi ppm 2	ME-ICP41 Ca % 0.01	ME-ICP41 Cd ppm 0.5	ME-ICP41 Co ppm 1	ME-ICP41 Cr ppm 1	ME-ICP41 Cu ppm 1	ME-ICP41 Fe % 0.01	ME-ICP41 Ga ppm 10
L559588		2.78	<0.2	0.94	140	<10	160	<0.5	<2	5.20	<0.5	5	1	7	2.24	<10
L559589		2.83	<0.2	0.84	158	<10	120	<0.5	<2	4.38	<0.5	6	1	7	2.27	<10
L559590		2.64	<0.2	0.70	158	<10	140	<0.5	<2	4.01	<0.5	5	1	5	2.41	<10
L559591		2.93	<0.2	0.98	168	<10	120	<0.5	<2	4.13	<0.5	6	2	8	2.39	<10
L559592		2.79	<0.2	0.57	153	<10	130	<0.5	<2	4.05	<0.5	6	1	7	2.38	<10
L559593		2.77	0.2	0.47	244	<10	40	<0.5	<2	1.84	<0.5	6	1	10	2.77	<10
L559594		Not Recvd														
L559595		0.84	<0.2	0.05	8	<10	10	<0.5	<2	>25.0	<0.5	1	<1	<1	0.03	<10
L559596		0.06	81.0	1.59	450	<10	30	<0.5	17	1.97	53.3	26	73	>10000	6.13	<10
L559597		2.80	0.3	0.52	181	<10	60	0.5	<2	1.46	0.7	5	1	7	2.98	<10
L559598		2.80	0.2	0.48	222	<10	130	<0.5	<2	1.89	<0.5	6	1	15	2.79	<10
L559599		2.78	0.3	0.55	251	<10	50	0.5	<2	1.77	2.1	6	1	11	2.73	<10
L559600		2.69	0.4	0.51	243	<10	90	0.5	<2	1.64	2.9	7	1	11	2.84	<10
L559601		2.58	0.6	0.52	200	<10	120	0.5	<2	1.13	4.7	6	1	12	2.95	<10
L559602		2.70	0.6	0.49	164	<10	70	0.5	<2	1.85	1.4	6	<1	12	2.77	<10
L559603		2.95	0.9	0.48	236	<10	40	0.5	<2	1.63	10.4	6	1	17	2.96	<10
L559604		2.77	0.2	0.52	227	<10	40	0.5	<2	3.16	<0.5	5	<1	7	2.57	<10
L559605		2.97	0.2	0.74	278	<10	90	0.5	<2	3.55	<0.5	6	<1	7	2.16	<10
L559606		2.79	0.2	0.94	218	<10	100	0.5	<2	4.16	0.6	6	<1	7	2.54	<10
L559607		2.55	0.9	0.59	479	<10	60	0.7	<2	0.99	3.5	9	2	26	3.44	<10
L559608		2.68	1.0	0.55	456	<10	40	0.6	<2	0.48	5.3	7	1	18	3.36	<10
L559609		2.35	1.7	0.49	389	<10	40	0.6	<2	0.21	10.9	6	1	15	3.01	<10
L559610		2.72	0.3	0.48	254	<10	40	0.5	<2	0.39	<0.5	6	<1	6	2.99	<10
L559611		2.69	0.4	0.72	316	<10	50	0.6	<2	0.33	<0.5	9	2	19	3.63	<10
L559612		2.74	0.3	1.40	172	<10	170	0.6	<2	0.30	<0.5	9	3	18	3.67	<10
L559613		1.21	0.5	0.60	96	<10	100	0.7	<2	0.34	1.0	10	1	10	1.16	<10
L559614		0.88	0.6	0.60	99	<10	100	0.7	<2	0.35	1.2	10	1	12	1.20	<10
L559615		2.77	7.1	0.46	210	<10	60	0.5	4	0.25	7.7	11	1	72	3.74	<10
L559616		0.73	<0.2	0.05	9	<10	10	<0.5	<2	>25.0	<0.5	1	<1	<1	0.03	<10
L559617		0.06	51.9	1.12	94	<10	70	<0.5	<2	0.52	20.8	17	30	4180	4.57	<10
L559618		2.99	12.5	0.20	512	<10	10	<0.5	2	0.21	<0.5	10	1	1930	4.34	<10
L559619		2.61	5.8	0.19	241	<10	20	<0.5	<2	0.18	<0.5	9	1	444	4.50	<10
L559620		2.65	2.4	0.53	233	<10	90	0.5	<2	0.33	15.1	10	1	24	3.16	<10
L559621		2.17	3.5	0.36	257	<10	40	<0.5	<2	0.24	1.9	10	1	31	3.59	<10
L559622		3.07	3.6	0.35	226	<10	60	<0.5	<2	0.30	11.7	10	1	73	3.39	<10
L559623		6.03	<0.2	0.90	111	<10	90	0.6	<2	0.26	<0.5	8	1	9	3.16	<10
L559624		4.65	0.3	2.04	44	<10	170	0.6	<2	0.27	<0.5	6	1	22	3.30	<10
L559625		5.39	0.3	0.72	164	<10	70	0.6	<2	0.76	<0.5	8	1	13	2.38	<10
L559626		5.74	0.4	0.94	137	<10	190	0.5	<2	2.65	3.0	8	2	14	2.87	<10
L559627		5.25	0.3	1.34	122	<10	180	0.6	<2	2.69	2.0	7	2	20	2.88	<10

ALS Canada Ltd.

2103 Dollarton Hwy
North Vancouver BC V7H 0A7
Phone: 604 984 0221 Fax: 604 984 0218 www.alsglobal.com

To: **EQUITY EXPLORATION CONSULTANTS LTD.**
SUITE 200, 900 WEST HASTINGS STREET
VANCOUVER BC V6C 1E5

Finalized Date: 4-AUG-2011
Account: EIABRX

Project: BRX 11-01

CERTIFICATE OF ANALYSIS WH11123810

Sample Description	Method	ME-ICP41	ME-ICP41	ME-ICP41	ME-ICP41	ME-ICP41	ME-ICP41	ME-ICP41	ME-ICP41	ME-ICP41	ME-ICP41	ME-ICP41	ME-ICP41	ME-ICP41	ME-ICP41	ME-ICP41
	Analyte	Hg	K	La	Mg	Mn	Mo	Na	Ni	P	Pb	S	Sb	Sc	Sr	Th
	Units	ppm	%	ppm	%	ppm	ppm	%	ppm	ppm	ppm	%	ppm	ppm	ppm	ppm
	LOR	1	0.01	10	0.01	5	1	0.01	1	10	2	0.01	2	1	1	20
L559588		<1	0.19	10	0.40	1790	<1	0.05	1	700	16	1.90	3	2	289	<20
L559589		<1	0.19	10	0.34	1615	<1	0.06	1	740	14	2.10	<2	1	275	<20
L559590		1	0.19	10	0.31	2090	<1	0.06	2	730	19	2.47	<2	1	284	<20
L559591		<1	0.18	10	0.41	1940	<1	0.06	2	770	17	2.08	4	2	262	<20
L559592		1	0.19	10	0.28	2300	<1	0.06	1	730	20	2.52	<2	1	233	<20
L559593		<1	0.18	10	0.55	2650	<1	0.07	1	750	37	2.92	2	2	148	<20
L559594																
L559595		1	0.01	<10	2.14	29	<1	0.01	<1	60	<2	0.08	<2	<1	5500	30
L559596		2	0.36	10	1.40	750	1240	0.10	225	1240	7700	4.23	76	7	208	<20
L559597		<1	0.20	10	0.40	2420	<1	0.08	1	790	74	3.06	<2	1	149	<20
L559598		<1	0.19	10	0.48	4840	<1	0.08	2	790	35	2.96	<2	2	160	<20
L559599		<1	0.21	10	0.50	4360	<1	0.09	2	790	166	2.97	2	2	158	<20
L559600		<1	0.19	10	0.41	3730	<1	0.09	1	800	246	3.04	2	2	161	<20
L559601		<1	0.20	<10	0.28	2290	<1	0.09	1	750	357	3.21	<2	1	157	<20
L559602		<1	0.18	10	0.46	4420	<1	0.09	1	740	152	2.94	2	2	163	<20
L559603		<1	0.19	10	0.38	4560	<1	0.08	<1	740	1270	3.26	3	2	154	<20
L559604		<1	0.19	10	0.57	5550	<1	0.08	1	740	41	2.43	2	2	196	<20
L559605		<1	0.19	10	0.33	2960	<1	0.08	1	760	26	2.07	<2	2	229	<20
L559606		<1	0.19	20	0.46	3900	<1	0.08	1	750	70	2.19	<2	2	246	<20
L559607		<1	0.19	10	0.22	2790	<1	0.11	6	850	437	3.74	5	2	195	<20
L559608		<1	0.19	<10	0.09	3510	<1	0.09	2	840	403	3.56	3	1	170	<20
L559609		<1	0.19	<10	0.02	108	<1	0.09	1	560	772	3.29	2	1	164	<20
L559610		<1	0.19	<10	0.06	5930	<1	0.08	1	750	33	3.02	<2	1	171	<20
L559611		<1	0.21	<10	0.10	1640	<1	0.10	5	960	32	3.56	6	1	201	<20
L559612		<1	0.23	<10	0.35	6680	<1	0.09	4	890	24	2.29	4	2	199	<20
L559613		<1	0.20	<10	0.02	39	<1	0.13	3	1040	61	1.22	<2	1	263	<20
L559614		<1	0.21	<10	0.02	41	<1	0.13	4	1090	71	1.27	<2	1	267	<20
L559615		1	0.15	<10	0.01	35	<1	0.09	6	770	816	4.08	14	1	196	<20
L559616		1	0.01	<10	2.03	27	<1	0.01	<1	60	2	0.13	<2	<1	6840	30
L559617		<1	0.53	10	0.67	472	153	0.04	21	890	2070	2.40	65	7	40	<20
L559618		1	0.03	<10	0.01	32	<1	0.04	9	810	192	4.64	112	1	76	<20
L559619		1	0.02	<10	<0.01	29	<1	0.03	6	740	517	4.78	47	<1	68	<20
L559620		1	0.16	<10	0.02	35	<1	0.10	6	890	1000	3.47	4	1	240	<20
L559621		1	0.10	<10	0.01	32	<1	0.07	5	780	295	3.83	4	1	172	<20
L559622		1	0.07	<10	0.01	34	<1	0.06	5	1130	701	3.74	6	1	136	<20
L559623		<1	0.18	<10	0.23	6850	<1	0.09	1	750	22	2.24	<2	1	226	<20
L559624		<1	0.23	10	0.63	4020	<1	0.10	2	880	76	1.35	<2	2	276	<20
L559625		<1	0.18	10	0.28	1930	<1	0.11	4	890	43	2.17	3	1	315	<20
L559626		<1	0.19	10	0.84	7280	<1	0.09	5	850	225	2.16	2	2	244	<20
L559627		1	0.19	20	1.02	3570	<1	0.12	3	870	131	1.94	2	3	259	<20

ALS Canada Ltd.
2103 Dollarton Hwy
North Vancouver BC V7H 0A7
Phone: 604 984 0221 Fax: 604 984 0218 www.alsglobal.com

To: **EQUITY EXPLORATION CONSULTANTS LTD.**
SUITE 200, 900 WEST HASTINGS STREET
VANCOUVER BC V6C 1E5

Finalized Date: 4-AUG-2011
Account: EIABRX

Project: BRX 11-01

CERTIFICATE OF ANALYSIS WH11123810

Sample Description	Method / Analyte / Units / LOR	ME-ICP41 Ti % 0.01	ME-ICP41 Tl ppm 10	ME-ICP41 U ppm 10	ME-ICP41 V ppm 1	ME-ICP41 W ppm 10	ME-ICP41 Zn ppm 2	Au-AA25 Au ppm 0.01	Cu-AA46 Cu % 0.001
L559588		<0.01	<10	<10	13	<10	61	<0.01	
L559589		<0.01	<10	<10	11	<10	58	<0.01	
L559590		<0.01	<10	<10	7	<10	46	0.01	
L559591		<0.01	<10	<10	14	<10	69	<0.01	
L559592		<0.01	<10	<10	7	<10	39	<0.01	
L559593		<0.01	<10	<10	17	<10	127	0.01	
L559594									
L559595		<0.01	<10	<10	1	<10	3	<0.01	
L559596		0.10	<10	<10	73	20	8560	1.41	2.49
L559597		<0.01	<10	<10	10	<10	219	0.01	
L559598		<0.01	<10	<10	15	<10	94	0.01	
L559599		<0.01	<10	<10	14	<10	274	0.01	
L559600		<0.01	<10	<10	11	<10	399	0.01	
L559601		<0.01	<10	<10	10	<10	794	0.02	
L559602		<0.01	<10	<10	12	<10	279	0.01	
L559603		<0.01	<10	<10	9	<10	2150	0.04	
L559604		<0.01	<10	<10	10	<10	55	0.01	
L559605		<0.01	<10	<10	10	<10	48	0.01	
L559606		<0.01	<10	<10	13	<10	235	<0.01	
L559607		<0.01	<10	<10	14	<10	758	0.03	
L559608		<0.01	<10	<10	6	<10	1120	0.03	
L559609		<0.01	<10	<10	4	<10	1880	0.14	
L559610		<0.01	<10	<10	4	<10	53	0.06	
L559611		<0.01	<10	<10	9	<10	114	0.11	
L559612		<0.01	<10	<10	20	<10	154	0.01	
L559613		<0.01	<10	<10	5	<10	138	<0.01	
L559614		<0.01	<10	<10	5	<10	182	<0.01	
L559615		<0.01	<10	<10	5	<10	983	0.03	
L559616		<0.01	<10	<10	1	<10	8	<0.01	
L559617		0.08	<10	<10	83	<10	2510	0.33	
L559618		<0.01	<10	<10	3	<10	106	0.07	
L559619		<0.01	<10	<10	3	<10	45	0.11	
L559620		<0.01	<10	<10	6	<10	1960	0.04	
L559621		<0.01	<10	<10	4	<10	236	0.04	
L559622		<0.01	10	<10	4	<10	1630	0.08	
L559623		<0.01	<10	<10	12	<10	93	<0.01	
L559624		<0.01	<10	<10	18	<10	204	<0.01	
L559625		<0.01	<10	<10	11	<10	40	0.02	
L559626		<0.01	<10	<10	18	<10	480	0.03	
L559627		<0.01	<10	<10	17	<10	336	0.01	

ALS Canada Ltd.

2103 Dollarton Hwy
North Vancouver BC V7H 0A7
Phone: 604 984 0221 Fax: 604 984 0218 www.alsglobal.com

To: **EQUITY EXPLORATION CONSULTANTS LTD.**
SUITE 200, 900 WEST HASTINGS STREET
VANCOUVER BC V6C 1E5

Finalized Date: 4-AUG-2011
Account: EIABRX

Project: BRX 11-01

CERTIFICATE OF ANALYSIS WH11123810

Sample Description	Method / Analyte / Units / LOR	WEI-21 Recvd Wt. kg .02	ME-ICP41 Ag ppm 0.2	ME-ICP41 Al % 0.01	ME-ICP41 As ppm 2	ME-ICP41 B ppm 10	ME-ICP41 Ba ppm 10	ME-ICP41 Be ppm 0.5	ME-ICP41 Bi ppm 2	ME-ICP41 Ca % 0.01	ME-ICP41 Cd ppm 0.5	ME-ICP41 Co ppm 1	ME-ICP41 Cr ppm 1	ME-ICP41 Cu ppm 1	ME-ICP41 Fe % 0.01	ME-ICP41 Ga ppm 10
L559628		5.47	<0.2	1.50	139	<10	110	0.5	<2	4.49	<0.5	7	2	7	2.83	<10
L559629		5.57	<0.2	0.88	213	<10	130	<0.5	<2	3.80	<0.5	7	2	11	2.52	<10
L559630		5.18	<0.2	1.48	150	<10	120	<0.5	<2	3.70	<0.5	7	2	9	2.91	<10
L559631		5.83	<0.2	1.29	197	<10	120	<0.5	<2	3.89	<0.5	6	2	10	2.72	<10
L559632		5.29	<0.2	1.14	217	<10	110	0.5	<2	2.37	<0.5	7	3	12	2.77	<10
L559633		6.05	0.2	0.69	224	<10	100	0.5	<2	2.06	0.7	6	1	9	2.57	<10
L559634		5.32	<0.2	0.49	125	<10	80	<0.5	<2	0.28	<0.5	6	1	4	1.71	<10
L559635		5.78	<0.2	0.71	278	<10	110	0.5	<2	1.75	<0.5	7	1	10	2.75	<10
L559636		4.97	0.2	0.66	240	<10	100	<0.5	<2	1.13	1.2	7	1	10	2.90	<10
L559637		<0.02	0.2	0.64	243	<10	90	<0.5	<2	1.16	1.1	6	1	8	2.87	<10
L559638		0.65	<0.2	0.06	5	<10	10	<0.5	<2	>25.0	<0.5	2	<1	<1	0.04	<10
L559639		0.07	84.1	1.54	456	<10	30	<0.5	15	1.97	54.0	28	73	>10000	6.12	<10
L559640		5.42	0.3	0.59	132	<10	90	0.5	2	0.68	<0.5	6	1	4	2.31	<10
L559641		5.40	0.4	0.64	233	<10	120	0.5	<2	1.28	2.0	7	1	15	2.63	<10
L559642		5.52	0.2	0.97	235	<10	90	0.5	<2	1.98	<0.5	8	2	15	2.96	<10
L559643		6.06	0.2	1.33	280	<10	120	<0.5	<2	2.55	<0.5	11	2	14	4.23	<10
L559644		4.34	0.2	0.97	316	<10	90	<0.5	<2	0.97	<0.5	10	1	15	3.66	<10
L559645		6.04	<0.2	0.59	254	<10	110	<0.5	<2	0.31	<0.5	7	2	10	2.76	<10
L559646		5.98	0.3	0.52	271	<10	80	<0.5	<2	0.35	1.1	8	1	8	3.02	<10
L559647		6.31	0.8	0.60	308	<10	110	<0.5	<2	1.18	5.9	6	1	7	2.79	<10
L559648		6.07	0.4	0.57	215	<10	120	<0.5	<2	1.22	0.5	6	1	15	2.56	<10
L559649		3.61	0.2	0.67	163	<10	120	<0.5	<2	1.73	<0.5	8	1	5	2.81	<10
L559650		5.56	0.2	0.92	217	<10	110	<0.5	<2	2.29	<0.5	6	1	6	2.51	<10
L559651		5.78	0.2	1.14	227	<10	140	<0.5	<2	2.43	<0.5	6	1	11	2.86	<10
L559652		5.55	0.2	0.61	189	<10	130	<0.5	<2	1.78	<0.5	6	1	7	2.62	<10
L559653		5.26	0.4	0.79	222	<10	90	<0.5	<2	1.11	2.4	8	1	11	2.90	<10
L559654		4.71	0.2	1.13	264	<10	120	0.5	<2	1.72	0.6	10	3	32	3.55	<10
L559655		5.64	0.3	0.90	202	<10	140	0.5	<2	1.26	0.6	7	2	24	2.75	<10
L559656		6.65	<0.2	1.23	156	<10	160	0.6	<2	0.46	<0.5	8	1	12	2.88	<10
L559657		2.63	0.6	0.60	290	<10	100	0.5	<2	0.34	8.4	10	1	27	3.20	<10
L559658		4.01	0.4	0.60	149	<10	70	0.5	<2	0.28	0.7	10	2	10	3.51	<10
L559659		0.77	0.2	0.05	<2	<10	20	<0.5	<2	>25.0	<0.5	1	<1	1	0.04	<10
L559660		0.06	54.3	1.15	97	<10	70	<0.5	<2	0.54	21.4	17	31	4240	4.67	10
L559661		2.80	0.3	0.59	118	<10	80	0.5	<2	0.35	<0.5	8	1	18	2.90	<10
L559662		4.25	0.4	0.62	136	<10	40	0.5	<2	0.38	3.8	8	2	10	2.85	<10
L559663		2.79	12.9	0.31	1195	<10	20	<0.5	12	0.23	1.4	11	2	2920	9.03	<10
L559664		2.81	18.6	0.27	3230	<10	30	<0.5	14	0.23	1.5	8	2	8140	6.01	<10
L559665		2.92	24.5	0.19	2090	<10	20	<0.5	32	0.20	<0.5	10	1	5330	15.10	<10
L559666		5.67	3.5	0.46	208	<10	50	<0.5	6	0.23	11.4	7	2	191	3.55	<10
L559667		5.51	0.3	0.52	104	<10	90	<0.5	3	0.29	0.6	8	1	17	3.28	<10

ALS Canada Ltd.

2103 Dollarton Hwy
North Vancouver BC V7H 0A7
Phone: 604 984 0221 Fax: 604 984 0218 www.alsglobal.com

To: **EQUITY EXPLORATION CONSULTANTS LTD.**
SUITE 200, 900 WEST HASTINGS STREET
VANCOUVER BC V6C 1E5

Finalized Date: 4-AUG-2011
Account: EIABRX

Project: BRX 11-01

CERTIFICATE OF ANALYSIS WH11123810

Sample Description	Method	ME-ICP41	ME-ICP41	ME-ICP41	ME-ICP41	ME-ICP41	ME-ICP41	ME-ICP41	ME-ICP41	ME-ICP41	ME-ICP41	ME-ICP41	ME-ICP41	ME-ICP41	ME-ICP41	ME-ICP41
	Analyte	Hg	K	La	Mg	Mn	Mo	Na	Ni	P	Pb	S	Sb	Sc	Sr	Th
	Units	ppm	%	ppm	%	ppm	ppm	%	ppm	ppm	ppm	%	ppm	ppm	ppm	ppm
	LOR	1	0.01	10	0.01	5	1	0.01	1	10	2	0.01	2	1	1	20
L559628		1	0.18	20	1.02	3640	<1	0.10	2	800	23	2.03	<2	2	317	<20
L559629		<1	0.18	10	0.54	2370	<1	0.11	3	840	26	2.28	<2	2	208	<20
L559630		1	0.17	10	0.79	2230	<1	0.11	2	800	17	1.93	2	2	197	<20
L559631		<1	0.16	20	0.62	2000	<1	0.11	2	790	16	1.93	<2	2	192	<20
L559632		<1	0.17	20	1.00	3150	<1	0.11	3	840	21	1.59	<2	2	99	<20
L559633		<1	0.17	10	0.71	2700	<1	0.12	1	800	49	2.26	<2	2	87	<20
L559634		<1	0.17	<10	0.02	37	<1	0.11	1	790	13	1.80	<2	1	62	<20
L559635		<1	0.18	10	0.63	2230	<1	0.12	2	820	37	2.55	<2	2	84	<20
L559636		<1	0.19	10	0.37	1435	<1	0.11	2	810	67	3.04	<2	1	76	<20
L559637		<1	0.19	10	0.37	1465	<1	0.10	2	820	72	3.01	<2	1	74	<20
L559638		<1	0.01	<10	2.05	29	<1	0.02	<1	60	<2	0.10	<2	<1	5360	20
L559639		3	0.35	10	1.38	749	1225	0.10	226	1250	7690	4.24	72	6	203	<20
L559640		<1	0.20	10	0.16	711	<1	0.09	1	810	73	2.27	<2	1	66	<20
L559641		<1	0.19	10	0.34	1160	<1	0.12	3	860	112	2.66	2	1	92	<20
L559642		<1	0.19	10	0.56	1745	<1	0.10	5	800	22	2.77	<2	2	114	<20
L559643		<1	0.21	10	0.93	2870	<1	0.10	6	780	20	3.60	<2	2	104	<20
L559644		<1	0.18	10	0.47	1445	<1	0.13	5	880	23	3.29	4	1	77	<20
L559645		<1	0.20	<10	0.03	42	<1	0.13	5	860	20	2.95	<2	1	65	<20
L559646		<1	0.18	<10	0.04	181	<1	0.12	3	840	122	3.23	<2	1	55	<20
L559647		<1	0.17	10	0.39	1800	<1	0.13	1	830	350	3.06	<2	2	62	<20
L559648		<1	0.16	10	0.36	1645	<1	0.14	2	850	76	2.69	<2	2	71	<20
L559649		<1	0.20	10	0.52	2730	<1	0.10	3	880	31	2.65	<2	2	66	<20
L559650		<1	0.16	20	0.51	2430	<1	0.13	2	810	28	2.22	<2	2	104	<20
L559651		<1	0.18	20	0.72	2900	<1	0.12	3	810	27	2.21	<2	2	112	<20
L559652		<1	0.18	10	0.55	2080	<1	0.12	1	830	66	2.54	<2	2	68	<20
L559653		<1	0.18	10	0.40	1795	<1	0.13	3	860	185	2.80	<2	2	72	<20
L559654		<1	0.17	10	0.73	2360	<1	0.15	5	940	48	3.08	2	3	83	<20
L559655		<1	0.17	10	0.51	2040	<1	0.13	3	850	56	2.41	<2	2	71	<20
L559656		<1	0.16	10	0.41	4310	<1	0.13	2	860	29	2.09	<2	2	81	<20
L559657		<1	0.18	<10	0.06	846	<1	0.11	5	950	344	3.42	2	1	71	<20
L559658		<1	0.20	<10	0.05	298	<1	0.11	6	800	56	3.69	2	1	69	<20
L559659		<1	0.01	<10	1.71	27	<1	0.01	<1	50	<2	0.09	<2	<1	4790	20
L559660		<1	0.54	10	0.70	486	167	0.04	23	890	2110	2.44	65	7	40	<20
L559661		<1	0.17	<10	0.08	2100	<1	0.11	3	880	37	3.04	<2	1	97	<20
L559662		<1	0.22	<10	0.03	58	<1	0.10	3	840	201	3.02	3	1	218	<20
L559663		1	0.07	<10	0.01	38	<1	0.06	6	810	204	>10.0	271	1	1610	<20
L559664		3	0.04	<10	0.01	44	2	0.05	3	740	145	7.24	787	1	1120	<20
L559665		2	0.02	<10	<0.01	27	1	0.03	4	720	252	>10.0	319	<1	368	<20
L559666		<1	0.16	<10	0.02	40	<1	0.08	2	650	726	3.79	29	1	102	<20
L559667		<1	0.18	<10	0.03	56	<1	0.11	3	820	84	3.48	2	1	136	<20

ALS Canada Ltd.
2103 Dollarton Hwy
North Vancouver BC V7H 0A7
Phone: 604 984 0221 Fax: 604 984 0218 www.alsglobal.com

To: **EQUITY EXPLORATION CONSULTANTS LTD.**
SUITE 200, 900 WEST HASTINGS STREET
VANCOUVER BC V6C 1E5

Finalized Date: 4-AUG-2011
Account: EIABRX

Project: BRX 11-01

CERTIFICATE OF ANALYSIS WH11123810

Sample Description	Method / Analyte / Units / LOR	ME-ICP41 Ti % 0.01	ME-ICP41 Tl ppm 10	ME-ICP41 U ppm 10	ME-ICP41 V ppm 1	ME-ICP41 W ppm 10	ME-ICP41 Zn ppm 2	Au-AA25 Au ppm 0.01	Cu-AA46 Cu % 0.001
L559628		<0.01	<10	<10	15	<10	70	0.01	
L559629		<0.01	<10	<10	16	<10	71	0.01	
L559630		<0.01	<10	<10	17	<10	68	0.01	
L559631		<0.01	<10	<10	16	<10	63	<0.01	
L559632		<0.01	<10	<10	20	<10	61	<0.01	
L559633		<0.01	<10	<10	13	<10	232	0.01	
L559634		<0.01	<10	<10	3	<10	12	<0.01	
L559635		<0.01	<10	<10	13	<10	45	<0.01	
L559636		<0.01	<10	<10	9	<10	229	0.02	
L559637		<0.01	<10	<10	9	<10	228	0.02	
L559638		<0.01	<10	<10	1	<10	3	<0.01	
L559639		0.10	<10	<10	73	20	8810	1.31	2.49
L559640		<0.01	<10	<10	6	<10	35	0.06	
L559641		<0.01	<10	<10	10	<10	266	0.09	
L559642		<0.01	<10	<10	13	<10	33	0.01	
L559643		<0.01	<10	<10	17	<10	49	0.01	
L559644		<0.01	<10	<10	11	<10	56	0.02	
L559645		<0.01	<10	<10	5	<10	54	0.01	
L559646		<0.01	<10	<10	4	<10	159	0.01	
L559647		<0.01	<10	<10	11	<10	748	0.03	
L559648		<0.01	<10	<10	12	<10	88	0.01	
L559649		<0.01	<10	<10	12	<10	37	0.02	
L559650		<0.01	<10	<10	12	<10	39	0.02	
L559651		<0.01	<10	<10	15	<10	48	0.01	
L559652		<0.01	<10	<10	14	<10	60	0.02	
L559653		<0.01	<10	<10	10	<10	363	0.03	
L559654		<0.01	<10	<10	20	<10	101	0.02	
L559655		<0.01	<10	<10	16	<10	112	0.02	
L559656		<0.01	<10	<10	13	<10	98	0.01	
L559657		<0.01	<10	<10	6	<10	967	0.07	
L559658		<0.01	<10	<10	6	<10	105	0.05	
L559659		<0.01	<10	20	<1	<10	3	0.01	
L559660		0.09	<10	<10	85	<10	2650	0.41	
L559661		<0.01	<10	<10	6	<10	46	0.02	
L559662		<0.01	<10	<10	5	<10	481	0.09	
L559663		<0.01	<10	<10	3	<10	313	0.47	
L559664		<0.01	<10	<10	3	<10	620	0.23	
L559665		<0.01	<10	<10	2	<10	30	0.64	
L559666		<0.01	<10	<10	4	<10	1310	0.07	
L559667		<0.01	<10	<10	4	<10	98	0.04	

ALS Canada Ltd.

2103 Dollarton Hwy
North Vancouver BC V7H 0A7
Phone: 604 984 0221 Fax: 604 984 0218 www.alsglobal.com

To: **EQUITY EXPLORATION CONSULTANTS LTD.**
SUITE 200, 900 WEST HASTINGS STREET
VANCOUVER BC V6C 1E5

Finalized Date: 4-AUG-2011
Account: EIABRX

Project: BRX 11-01

CERTIFICATE OF ANALYSIS WH11123810

Sample Description	Method	WEI-21	ME-ICP41	ME-ICP41	ME-ICP41	ME-ICP41	ME-ICP41	ME-ICP41	ME-ICP41	ME-ICP41	ME-ICP41	ME-ICP41	ME-ICP41	ME-ICP41	ME-ICP41	ME-ICP41
	Analyte	Recvd Wt.	Ag	Al	As	B	Ba	Be	Bi	Ca	Cd	Co	Cr	Cu	Fe	Ga
	Units	kg	ppm	%	ppm	ppm	ppm	ppm	ppm	%	ppm	ppm	ppm	ppm	%	ppm
	LOR	.02	0.2	0.01	2	10	10	0.5	2	0.01	0.5	1	1	1	0.01	10
L559668		5.85	0.4	0.59	82	<10	40	<0.5	4	0.51	1.0	9	2	17	3.21	<10
L559669		5.43	<0.2	0.68	107	<10	40	0.5	<2	1.91	<0.5	9	2	22	3.16	<10
L559670		5.89	<0.2	0.74	93	<10	80	<0.5	<2	1.33	<0.5	7	1	12	3.06	<10
L559671		5.75	0.4	0.93	138	<10	80	<0.5	3	1.03	0.5	7	3	23	3.37	<10
L559672		5.59	0.2	0.83	137	<10	150	0.5	<2	3.11	<0.5	7	2	12	2.44	<10
L559673		5.42	<0.2	0.66	138	<10	40	<0.5	<2	3.23	<0.5	7	1	11	2.83	<10
L559674		5.50	0.2	0.75	145	<10	80	<0.5	<2	3.23	1.2	8	1	21	2.64	<10
L559675		5.39	0.3	0.71	143	<10	60	<0.5	<2	3.85	1.5	6	1	18	2.76	<10
L559676		5.07	0.4	1.31	242	<10	80	0.5	<2	3.05	2.3	8	2	24	2.61	<10
L559677		3.42	0.2	1.00	139	<10	110	<0.5	<2	1.58	<0.5	8	1	16	3.05	<10
L559678		6.69	0.3	1.06	162	<10	120	<0.5	2	3.65	1.1	7	1	15	2.77	<10
L559679		5.80	0.2	0.95	243	<10	110	0.5	<2	2.68	0.5	7	1	18	2.85	<10
L559680		<0.02	0.4	0.94	248	<10	110	0.5	<2	2.75	<0.5	7	1	18	2.89	<10
L559681		0.71	0.2	0.07	<2	<10	20	<0.5	<2	>25.0	<0.5	2	<1	1	0.05	<10
L559682		0.06	80.7	1.64	452	10	40	<0.5	11	2.03	53.5	28	75	>10000	6.22	10
L559683		2.69	0.3	0.74	176	<10	100	<0.5	<2	3.66	<0.5	7	2	12	2.82	<10
L559684		5.72	0.2	0.75	150	<10	60	<0.5	<2	3.61	1.2	8	1	28	2.83	<10
L559685		5.67	0.3	0.90	116	<10	60	0.6	2	2.06	<0.5	8	1	16	3.07	<10
L559686		5.47	0.8	0.75	96	<10	80	<0.5	2	1.35	2.7	9	1	17	3.04	<10
L559687		4.59	2.1	0.60	148	<10	70	0.5	2	1.24	21.7	9	1	40	3.40	<10
L559688		5.11	0.6	0.82	127	<10	40	0.5	2	2.97	2.7	8	1	15	3.16	<10
L559689		5.41	0.5	0.67	122	<10	50	<0.5	2	3.28	0.8	9	1	21	2.92	<10
L559690		5.50	0.6	0.79	71	<10	40	0.5	3	2.97	1.4	7	1	14	2.90	<10
L559691		4.73	0.6	0.78	96	<10	40	<0.5	2	1.32	1.3	9	1	28	3.34	<10
L559692		5.67	0.7	0.75	113	<10	70	0.5	2	2.61	2.5	7	1	13	3.02	<10
L559693		5.06	0.9	0.67	187	<10	90	<0.5	2	0.97	4.7	8	1	28	3.16	<10
L559694		3.14	0.3	0.76	146	<10	80	0.5	<2	1.13	<0.5	7	1	22	2.82	<10
L559695		5.32	1.5	0.72	113	<10	30	<0.5	3	0.57	3.7	8	2	40	3.44	<10
L559696		5.36	2.1	0.62	85	<10	40	<0.5	15	1.10	8.9	6	1	29	3.09	<10
L559697		5.34	0.5	0.94	128	<10	70	0.5	7	1.64	1.4	6	2	12	3.12	<10
L559698		6.14	0.6	0.87	137	<10	50	<0.5	2	2.02	3.5	7	1	12	3.17	<10
L559699		5.52	<0.2	1.04	90	<10	70	<0.5	<2	1.62	<0.5	5	2	4	2.81	<10
L559700		5.84	0.3	0.74	104	<10	60	<0.5	2	1.30	4.1	5	1	11	2.72	<10
L559701		1.04	0.3	0.78	87	<10	90	<0.5	2	0.50	0.9	6	1	7	2.88	<10
L559702		1.05	0.2	0.73	90	<10	90	<0.5	2	0.48	1.2	6	1	8	3.04	<10
L559703		0.87	<0.2	0.05	7	<10	10	<0.5	<2	>25.0	<0.5	<1	<1	2	0.04	<10
L559704		0.06	51.3	1.10	100	<10	60	<0.5	2	0.52	21.2	15	32	4350	4.54	10
L559705		2.99	<0.2	2.42	47	<10	600	1.0	<2	3.72	<0.5	24	73	42	6.37	10
L559706		4.30	0.2	2.38	50	<10	680	0.9	<2	3.06	<0.5	23	72	37	6.36	10
L559707		5.71	0.7	0.84	95	<10	90	<0.5	2	0.93	3.5	6	1	9	2.96	<10

ALS Canada Ltd.

2103 Dollarton Hwy
North Vancouver BC V7H 0A7
Phone: 604 984 0221 Fax: 604 984 0218 www.alsglobal.com

To: **EQUITY EXPLORATION CONSULTANTS LTD.**
SUITE 200, 900 WEST HASTINGS STREET
VANCOUVER BC V6C 1E5

Finalized Date: 4-AUG-2011
Account: EIABRX

Project: BRX 11-01

CERTIFICATE OF ANALYSIS WH11123810

Sample Description	Method	ME-ICP41	ME-ICP41	ME-ICP41	ME-ICP41	ME-ICP41	ME-ICP41	ME-ICP41	ME-ICP41	ME-ICP41	ME-ICP41	ME-ICP41	ME-ICP41	ME-ICP41	ME-ICP41	ME-ICP41
	Analyte	Hg	K	La	Mg	Mn	Mo	Na	Ni	P	Pb	S	Sb	Sc	Sr	Th
	Units	ppm	%	ppm	%	ppm	ppm	%	ppm	ppm	ppm	%	ppm	ppm	ppm	ppm
	LOR	1	0.01	10	0.01	5	1	0.01	1	10	2	0.01	2	1	1	20
L559668		<1	0.17	<10	0.10	1000	1	0.12	10	810	123	3.43	2	2	260	<20
L559669		<1	0.18	10	0.69	2770	1	0.15	5	860	36	3.50	2	2	296	<20
L559670		<1	0.22	10	0.45	1460	<1	0.13	2	760	57	3.28	2	1	95	<20
L559671		<1	0.25	10	0.41	722	<1	0.12	2	800	62	3.17	3	2	106	<20
L559672		<1	0.20	20	0.62	1715	<1	0.17	3	790	26	2.36	<2	2	152	<20
L559673		<1	0.15	10	0.82	1685	<1	0.15	3	770	40	2.78	<2	2	246	<20
L559674		<1	0.18	10	0.69	1595	<1	0.16	3	760	113	2.57	2	2	266	<20
L559675		<1	0.18	10	1.19	2030	<1	0.15	1	680	146	2.41	2	2	260	<20
L559676		<1	0.27	10	0.33	1070	<1	0.20	4	840	160	2.77	2	3	203	<20
L559677		<1	0.20	10	0.36	766	<1	0.15	3	820	79	3.23	3	2	113	<20
L559678		<1	0.16	10	0.47	1260	<1	0.15	3	810	117	2.91	2	2	170	<20
L559679		<1	0.17	10	0.72	1250	<1	0.16	3	810	70	2.93	2	2	150	<20
L559680		<1	0.18	10	0.73	1285	<1	0.16	2	830	75	2.97	2	2	157	<20
L559681		<1	0.01	<10	1.88	35	<1	0.01	<1	60	<2	0.09	<2	<1	4760	20
L559682		3	0.37	10	1.42	782	1280	0.10	236	1200	7630	4.16	68	7	211	<20
L559683		<1	0.16	20	0.97	1385	<1	0.15	4	820	23	3.02	<2	3	236	<20
L559684		<1	0.18	10	0.50	1255	1	0.15	4	810	106	3.02	3	2	201	<20
L559685		<1	0.26	10	0.74	1390	<1	0.15	3	740	97	3.26	2	2	151	<20
L559686		<1	0.18	10	0.44	950	<1	0.15	4	820	283	3.35	<2	1	106	<20
L559687		1	0.17	10	0.38	957	<1	0.13	4	840	1035	3.82	6	2	104	<20
L559688		<1	0.21	10	0.80	2520	<1	0.15	3	790	103	3.38	<2	2	330	<20
L559689		<1	0.17	10	0.64	2190	<1	0.13	4	740	94	3.17	3	2	262	<20
L559690		<1	0.22	10	1.05	2970	<1	0.12	2	680	141	3.17	2	2	411	<20
L559691		<1	0.20	<10	0.23	945	<1	0.13	4	860	141	3.64	5	2	268	<20
L559692		<1	0.20	10	0.74	2620	<1	0.13	2	740	238	3.31	2	2	169	<20
L559693		<1	0.18	10	0.27	1105	<1	0.12	3	790	442	3.43	5	2	94	<20
L559694		<1	0.18	<10	0.37	1425	<1	0.14	4	840	41	3.18	3	2	113	<20
L559695		<1	0.21	<10	0.13	555	<1	0.10	3	790	559	3.80	7	2	96	<20
L559696		1	0.23	<10	0.35	1265	<1	0.09	2	710	568	3.55	5	1	127	<20
L559697		<1	0.28	<10	0.60	1430	<1	0.13	2	740	145	3.56	2	1	212	<20
L559698		1	0.27	<10	0.23	1400	<1	0.11	3	790	413	3.67	3	2	322	<20
L559699		<1	0.30	<10	0.34	1490	<1	0.11	<1	740	70	3.14	<2	1	228	<20
L559700		<1	0.26	<10	0.20	838	<1	0.08	1	680	469	3.06	4	1	187	<20
L559701		<1	0.31	<10	0.12	383	<1	0.06	1	730	118	3.06	<2	1	104	<20
L559702		<1	0.30	<10	0.11	346	<1	0.06	1	750	104	3.28	<2	1	99	<20
L559703		<1	0.01	<10	1.82	28	<1	0.02	1	60	<2	0.09	<2	<1	5230	20
L559704		1	0.52	10	0.66	476	157	0.04	23	880	2110	2.45	65	7	39	<20
L559705		<1	0.07	40	3.22	1725	<1	0.16	38	4330	10	0.23	5	12	389	<20
L559706		<1	0.06	30	3.35	1870	<1	0.15	38	4200	11	0.30	4	11	284	<20
L559707		<1	0.27	10	0.24	937	<1	0.07	1	740	335	3.26	2	1	201	<20

ALS Canada Ltd.
2103 Dollarton Hwy
North Vancouver BC V7H 0A7
Phone: 604 984 0221 Fax: 604 984 0218 www.alsglobal.com

To: **EQUITY EXPLORATION CONSULTANTS LTD.**
SUITE 200, 900 WEST HASTINGS STREET
VANCOUVER BC V6C 1E5

Finalized Date: 4-AUG-2011
Account: EIABRX

Project: BRX 11-01

CERTIFICATE OF ANALYSIS WH11123810

Sample Description	Method / Analyte / Units / LOR	ME-ICP41 Ti % 0.01	ME-ICP41 Tl ppm 10	ME-ICP41 U ppm 10	ME-ICP41 V ppm 1	ME-ICP41 W ppm 10	ME-ICP41 Zn ppm 2	Au-AA25 Au ppm 0.01	Cu-AA46 Cu % 0.001
L559668		<0.01	<10	<10	6	<10	149	0.01	
L559669		<0.01	<10	<10	14	<10	56	0.01	
L559670		<0.01	<10	<10	10	<10	54	0.02	
L559671		<0.01	<10	<10	18	<10	114	0.01	
L559672		<0.01	<10	<10	16	<10	48	<0.01	
L559673		<0.01	<10	<10	13	<10	51	0.01	
L559674		<0.01	<10	<10	14	<10	183	0.02	
L559675		<0.01	<10	<10	13	<10	230	0.02	
L559676		<0.01	<10	<10	15	<10	317	0.02	
L559677		<0.01	<10	<10	10	<10	83	<0.01	
L559678		<0.01	<10	<10	11	<10	171	0.01	
L559679		<0.01	<10	<10	13	<10	84	0.01	
L559680		<0.01	<10	<10	13	<10	77	0.01	
L559681		<0.01	<10	10	<1	<10	2	<0.01	
L559682		0.11	<10	<10	74	30	8690	1.32	2.56
L559683		<0.01	<10	<10	21	<10	77	0.01	
L559684		<0.01	<10	<10	15	<10	167	0.01	
L559685		<0.01	<10	<10	10	<10	54	0.03	
L559686		<0.01	<10	<10	11	<10	390	0.01	
L559687		<0.01	<10	<10	8	<10	2070	0.06	
L559688		<0.01	<10	<10	11	<10	405	0.03	
L559689		<0.01	<10	<10	14	<10	159	0.01	
L559690		<0.01	<10	<10	11	<10	232	0.01	
L559691		<0.01	<10	<10	10	<10	217	0.03	
L559692		<0.01	<10	<10	11	<10	376	0.01	
L559693		<0.01	<10	<10	10	<10	739	0.03	
L559694		<0.01	<10	<10	15	<10	52	0.03	
L559695		<0.01	<10	<10	10	<10	533	0.05	
L559696		<0.01	<10	<10	7	<10	1160	0.04	
L559697		<0.01	<10	<10	12	<10	210	0.01	
L559698		<0.01	<10	<10	9	<10	522	0.01	
L559699		<0.01	<10	<10	8	<10	71	<0.01	
L559700		<0.01	<10	<10	6	<10	589	<0.01	
L559701		<0.01	<10	<10	6	<10	203	<0.01	
L559702		<0.01	<10	<10	6	<10	266	<0.01	
L559703		<0.01	<10	10	1	<10	2	<0.01	
L559704		0.08	<10	<10	85	<10	2550	0.32	
L559705		0.61	<10	<10	166	<10	125	<0.01	
L559706		0.52	10	<10	151	<10	120	<0.01	
L559707		<0.01	<10	<10	8	<10	572	0.01	

ALS Canada Ltd.

2103 Dollarton Hwy
North Vancouver BC V7H 0A7
Phone: 604 984 0221 Fax: 604 984 0218 www.alsglobal.com

To: **EQUITY EXPLORATION CONSULTANTS LTD.**
SUITE 200, 900 WEST HASTINGS STREET
VANCOUVER BC V6C 1E5

Finalized Date: 4-AUG-2011
Account: EIABRX

Project: BRX 11-01

CERTIFICATE OF ANALYSIS WH11123810

Sample Description	Method / Analyte / Units / LOR	WEI-21 Recvd Wt. kg .02	ME-ICP41 Ag ppm 0.2	ME-ICP41 Al % 0.01	ME-ICP41 As ppm 2	ME-ICP41 B ppm 10	ME-ICP41 Ba ppm 10	ME-ICP41 Be ppm 0.5	ME-ICP41 Bi ppm 2	ME-ICP41 Ca % 0.01	ME-ICP41 Cd ppm 0.5	ME-ICP41 Co ppm 1	ME-ICP41 Cr ppm 1	ME-ICP41 Cu ppm 1	ME-ICP41 Fe % 0.01	ME-ICP41 Ga ppm 10
L559708		3.88	0.6	0.70	75	<10	40	<0.5	5	0.34	4.9	8	2	17	3.30	<10
L559709		2.89	0.7	0.74	134	<10	70	<0.5	4	0.37	<0.5	9	2	38	3.78	<10
L559710		2.66	0.2	2.27	80	<10	520	0.7	<2	3.34	<0.5	20	43	38	6.38	10
L559711		6.46	1.2	0.89	108	<10	60	<0.5	5	0.40	15.2	7	2	39	3.12	<10
L559712		5.70	0.3	0.79	91	<10	50	<0.5	2	0.33	0.5	6	2	7	2.93	<10
L559713		2.87	0.4	0.99	73	<10	90	0.6	<2	1.36	1.2	6	1	14	2.76	<10
L559714		0.84	0.2	3.30	74	<10	640	0.5	<2	4.29	<0.5	21	28	36	6.02	10
L559715		5.67	<0.2	0.98	192	<10	110	<0.5	3	3.55	0.6	8	1	20	2.64	<10
L559716		4.74	0.2	0.75	169	<10	100	<0.5	2	3.05	1.1	6	1	9	2.63	<10
L559717		6.12	0.5	0.85	130	<10	40	<0.5	3	0.83	2.0	5	1	8	3.02	<10
L559718		5.56	0.2	0.97	80	<10	90	<0.5	<2	2.15	0.7	5	2	7	2.72	<10
L559719		2.25	0.3	0.75	107	<10	50	<0.5	<2	0.44	1.0	6	1	8	2.98	<10
L559720		5.99	0.3	0.58	96	<10	100	<0.5	<2	0.30	7.5	6	1	7	2.96	<10
L559721		4.74	0.4	0.59	98	<10	70	<0.5	3	0.21	11.5	6	1	9	3.02	<10
L559722		5.85	1.3	0.29	83	<10	20	<0.5	5	0.19	<0.5	7	1	27	3.39	<10
L559723		5.55	1.0	0.60	128	<10	40	<0.5	3	0.96	2.2	6	1	145	3.22	<10
L559724		0.83	<0.2	0.04	<2	<10	10	<0.5	<2	>25.0	<0.5	<1	1	2	0.05	<10
L559725		0.06	83.1	1.60	469	10	40	<0.5	6	2.01	55.0	28	76	>10000	6.20	<10
L559726		5.40	0.4	0.79	81	<10	90	0.6	<2	2.81	1.5	6	2	35	2.89	<10
L559727		1.98	<0.2	0.47	8	<10	220	0.5	<2	1.15	<0.5	1	3	5	0.51	<10
L559728		1.43	<0.2	4.22	40	<10	260	1.0	<2	4.55	<0.5	23	66	38	5.58	10
L559729		5.36	<0.2	0.87	35	<10	50	0.5	<2	1.59	<0.5	6	1	17	2.94	<10
L559730		3.97	0.7	0.81	56	<10	60	<0.5	2	2.04	<0.5	7	1	5	2.86	<10
L559731		5.18	0.6	0.72	28	<10	40	<0.5	2	2.07	0.6	6	1	6	2.87	<10
L559732		5.24	0.4	0.74	44	<10	90	<0.5	3	1.24	0.7	6	1	6	3.15	<10
K559733		5.20	0.4	0.75	44	<10	90	<0.5	2	1.18	1.0	7	1	7	2.83	<10
L559734		5.69	0.5	0.80	50	<10	70	<0.5	<2	1.24	1.0	6	1	9	3.46	<10
L559735		5.72	0.4	0.77	39	<10	90	<0.5	<2	0.72	2.0	6	1	8	2.83	<10
L559736		6.42	1.2	0.52	73	<10	60	<0.5	2	0.70	3.8	6	1	44	3.02	<10
L559737		0.94	7.0	0.61	1400	<10	20	<0.5	5	0.45	<0.5	7	<1	3740	17.7	<10
L559738		5.48	1.1	0.61	148	<10	40	<0.5	2	0.41	4.8	7	1	181	3.42	<10
L559739		5.47	0.9	0.84	87	<10	50	<0.5	3	3.20	2.1	6	1	40	2.89	<10
L559740		5.46	0.8	0.86	91	<10	50	<0.5	2	4.50	0.5	8	1	17	2.96	<10
L559741		5.79	0.5	0.95	129	<10	140	<0.5	4	3.99	<0.5	8	1	19	2.79	<10
L559742		2.83	1.0	0.86	169	<10	60	<0.5	4	2.92	1.3	7	1	37	3.07	<10

ALS Canada Ltd.

2103 Dollarton Hwy
North Vancouver BC V7H 0A7
Phone: 604 984 0221 Fax: 604 984 0218 www.alsglobal.com

To: **EQUITY EXPLORATION CONSULTANTS LTD.**
SUITE 200, 900 WEST HASTINGS STREET
VANCOUVER BC V6C 1E5

Finalized Date: 4-AUG-2011
Account: EIABRX

Project: BRX 11-01

CERTIFICATE OF ANALYSIS WH11123810

Sample Description	Method	ME-ICP41	ME-ICP41	ME-ICP41	ME-ICP41	ME-ICP41	ME-ICP41	ME-ICP41	ME-ICP41	ME-ICP41	ME-ICP41	ME-ICP41	ME-ICP41	ME-ICP41	ME-ICP41	ME-ICP41
	Analyte	Hg	K	La	Mg	Mn	Mo	Na	Ni	P	Pb	S	Sb	Sc	Sr	Th
	Units	ppm	%	ppm	%	ppm	ppm	%	ppm	ppm	ppm	%	ppm	ppm	ppm	ppm
	LOR	1	0.01	10	0.01	5	1	0.01	1	10	2	0.01	2	1	1	20
L559708		<1	0.22	<10	0.08	84	<1	0.08	4	840	244	3.58	3	2	308	<20
L559709		<1	0.20	<10	0.08	85	<1	0.08	5	1010	200	3.84	9	1	192	<20
L559710		<1	0.08	30	2.74	1690	1	0.16	26	3870	33	0.55	5	12	252	<20
L559711		1	0.28	10	0.17	328	<1	0.08	3	760	297	3.46	8	1	300	<20
L559712		<1	0.30	10	0.11	150	<1	0.06	2	720	94	3.07	2	1	140	<20
L559713		<1	0.32	10	0.26	739	<1	0.08	1	760	183	2.98	3	1	166	<20
L559714		1	0.04	20	3.13	2610	1	0.12	18	4210	12	0.53	<2	7	227	<20
L559715		<1	0.23	10	0.37	2100	<1	0.11	3	860	59	2.99	2	2	232	<20
L559716		<1	0.23	10	0.40	2440	<1	0.09	2	780	119	3.05	<2	2	181	<20
L559717		1	0.31	<10	0.25	1065	<1	0.09	1	730	260	3.28	2	1	173	<20
L559718		<1	0.27	10	0.42	4700	<1	0.10	1	770	91	3.08	<2	1	151	<20
L559719		<1	0.21	<10	0.10	508	<1	0.10	1	800	126	3.30	<2	1	110	<20
L559720		<1	0.20	<10	0.05	1790	<1	0.07	1	740	213	3.23	<2	1	80	<20
L559721		1	0.26	<10	0.03	46	<1	0.06	1	570	545	3.26	3	1	118	<20
L559722		1	0.07	<10	0.01	44	<1	0.03	2	710	66	3.60	4	1	226	<20
L559723		2	0.19	10	0.20	1050	<1	0.08	1	580	214	3.53	12	1	167	<20
L559724		<1	0.01	<10	1.93	27	<1	0.01	1	60	<2	0.09	<2	<1	5310	20
L559725		3	0.36	10	1.39	785	1280	0.10	239	1260	8110	4.35	75	7	212	<20
L559726		<1	0.26	10	0.34	2700	1	0.10	1	780	213	3.29	<2	2	162	<20
L559727		<1	0.20	<10	0.05	934	<1	0.08	<1	10	36	0.06	<2	1	109	<20
L559728		1	0.13	20	3.11	3190	<1	0.09	52	2130	27	0.90	<2	12	377	<20
L559729		<1	0.22	10	0.51	2520	<1	0.11	2	820	115	3.32	<2	1	248	<20
L559730		<1	0.16	10	0.56	4320	<1	0.11	2	780	122	3.26	<2	2	210	<20
L559731		<1	0.20	10	0.52	3410	<1	0.10	1	710	110	3.25	<2	1	345	<20
L559732		1	0.20	10	0.34	2680	<1	0.11	1	760	197	3.47	<2	1	95	<20
K559733		<1	0.22	10	0.42	1670	<1	0.11	1	750	135	3.13	<2	1	80	<20
L559734		1	0.23	10	0.45	2160	<1	0.12	1	740	187	3.79	<2	1	95	<20
L559735		1	0.25	<10	0.25	1380	<1	0.11	1	730	366	3.05	<2	1	70	<20
L559736		1	0.17	<10	0.22	1155	1	0.08	2	750	273	3.24	5	1	158	<20
L559737		18	0.10	<10	0.02	25	1	0.13	5	1530	280	>10.0	173	<1	80	<20
L559738		2	0.18	<10	0.10	295	<1	0.10	3	760	195	3.68	14	1	288	<20
L559739		<1	0.22	10	0.27	2170	<1	0.12	2	720	199	3.24	4	1	314	<20
L559740		<1	0.19	10	0.42	2200	<1	0.13	4	800	68	3.42	<2	1	273	<20
L559741		<1	0.18	20	0.35	1505	<1	0.14	5	850	57	3.21	<2	2	174	<20
L559742		<1	0.18	10	0.40	1675	<1	0.12	3	820	134	3.51	2	2	210	<20

ALS Canada Ltd.
2103 Dollarton Hwy
North Vancouver BC V7H 0A7
Phone: 604 984 0221 Fax: 604 984 0218 www.alsglobal.com

To: **EQUITY EXPLORATION CONSULTANTS LTD.**
SUITE 200, 900 WEST HASTINGS STREET
VANCOUVER BC V6C 1E5

Finalized Date: 4-AUG-2011
Account: EIABRX

Project: BRX 11-01

CERTIFICATE OF ANALYSIS WH11123810

Sample Description	Method / Analyte / Units / LOR	ME-ICP41 Ti % 0.01	ME-ICP41 Tl ppm 10	ME-ICP41 U ppm 10	ME-ICP41 V ppm 1	ME-ICP41 W ppm 10	ME-ICP41 Zn ppm 2	Au-AA25 Au ppm 0.01	Cu-AA46 Cu % 0.001
L559708		<0.01	<10	<10	7	<10	841	0.02	
L559709		<0.01	<10	<10	10	<10	13	0.02	
L559710		0.64	10	<10	162	<10	142	<0.01	
L559711		<0.01	<10	<10	8	<10	2050	<0.01	
L559712		<0.01	<10	<10	7	<10	105	0.01	
L559713		<0.01	<10	<10	8	<10	218	0.01	
L559714		0.18	<10	<10	180	<10	159	0.01	
L559715		<0.01	<10	<10	16	<10	100	0.01	
L559716		<0.01	<10	<10	9	<10	171	<0.01	
L559717		<0.01	<10	<10	7	<10	271	<0.01	
L559718		<0.01	<10	<10	10	<10	121	<0.01	
L559719		<0.01	<10	<10	6	<10	224	<0.01	
L559720		<0.01	<10	<10	5	<10	634	<0.01	
L559721		<0.01	<10	<10	5	<10	1035	<0.01	
L559722		<0.01	<10	<10	3	<10	33	0.01	
L559723		<0.01	<10	<10	6	<10	345	0.03	
L559724		<0.01	<10	10	1	<10	2	<0.01	
L559725		0.11	<10	<10	78	20	8770	1.23	2.52
L559726		<0.01	<10	<10	10	<10	284	0.01	
L559727		<0.01	<10	20	1	<10	16	0.02	
L559728		0.01	<10	<10	149	<10	244	<0.01	
L559729		<0.01	<10	<10	10	<10	75	<0.01	
L559730		<0.01	<10	<10	9	<10	118	<0.01	
L559731		<0.01	<10	<10	7	<10	145	<0.01	
L559732		<0.01	<10	<10	6	<10	172	<0.01	
K559733		<0.01	<10	<10	7	<10	244	<0.01	
L559734		<0.01	<10	<10	8	<10	274	<0.01	
L559735		<0.01	<10	<10	6	<10	361	<0.01	
L559736		<0.01	<10	<10	5	<10	456	0.01	
L559737		<0.01	<10	<10	3	<10	83	0.08	
L559738		<0.01	<10	<10	5	<10	655	0.01	
L559739		<0.01	<10	<10	7	<10	347	0.01	
L559740		<0.01	<10	<10	9	<10	113	<0.01	
L559741		<0.01	<10	<10	10	<10	96	<0.01	
L559742		<0.01	<10	<10	8	<10	296	0.01	

ALS Canada Ltd.

2103 Dollarton Hwy
North Vancouver BC V7H 0A7
Phone: 604 984 0221 Fax: 604 984 0218 www.alsglobal.com

To: **EQUITY EXPLORATION CONSULTANTS LTD.**
SUITE 200, 900 WEST HASTINGS STREET
VANCOUVER BC V6C 1E5

Finalized Date: 10-JUL-2011
Account: EIABRX

CERTIFICATE WH11118891

Project: BRX11-01

P.O. No.: BRX11-01_1

This report is for 200 Drill Core samples submitted to our lab in Whitehorse, YT, Canada on 28-JUN-2011.

The following have access to data associated with this certificate:

HENRY AWMACK EQUITY ENG EMAIL RYAN TOOLE	DARCY BAKER TOBY HUGHES	WANDA CARTER SORIN POSESCU

SAMPLE PREPARATION

ALS CODE	DESCRIPTION
WEI-21	Received Sample Weight
LOG-24	Pulp Login - Rcd w/o Barcode
LOG-22	Sample login - Rcd w/o BarCode
CRU-QC	Crushing QC Test
PUL-QC	Pulverizing QC Test
CRU-31	Fine crushing - 70% <2mm
SPL-21	Split sample - riffle splitter
PUL-31	Pulverize split to 85% <75 um

ANALYTICAL PROCEDURES

ALS CODE	DESCRIPTION	INSTRUMENT
Ag-GRA21	Ag 30g FA-GRAV finish	WST-SIM
Cu-AA46	Ore grade Cu - aqua regia/AA	AAS
ME-ICP41	35 Element Aqua Regia ICP-AES	ICP-AES
Au-AA25	Ore Grade Au 30g FA AA finish	AAS
Au-GRA21	Au 30g FA-GRAV finish	WST-SIM

To: **EQUITY EXPLORATION CONSULTANTS LTD.**
ATTN: WANDA CARTER
SUITE 200, 900 WEST HASTINGS STREET
VANCOUVER BC V6C 1E5

This is the Final Report and supersedes any preliminary report with this certificate number. Results apply to samples as submitted. All pages of this report have been checked and approved for release.

Signature:
Colin Ramshaw, Vancouver Laboratory Manager

ALS Canada Ltd.

2103 Dollarton Hwy
North Vancouver BC V7H 0A7
Phone: 604 984 0221 Fax: 604 984 0218 www.alsglobal.com

To: **EQUITY EXPLORATION CONSULTANTS LTD.**
SUITE 200, 900 WEST HASTINGS STREET
VANCOUVER BC V6C 1E5

Finalized Date: 10-JUL-2011
Account: EIABRX

Project: BRX11-01

CERTIFICATE OF ANALYSIS WH11118891

Sample Description	Method / Analyte / Units / LOR	WEI-21 Recvd Wt. kg 0.02	ME-ICP41 Ag ppm 0.2	ME-ICP41 Al % 0.01	ME-ICP41 As ppm 2	ME-ICP41 B ppm 10	ME-ICP41 Ba ppm 10	ME-ICP41 Be ppm 0.5	ME-ICP41 Bi ppm 2	ME-ICP41 Ca % 0.01	ME-ICP41 Cd ppm 0.5	ME-ICP41 Co ppm 1	ME-ICP41 Cr ppm 1	ME-ICP41 Cu ppm 1	ME-ICP41 Fe % 0.01	ME-ICP41 Ga ppm 10
L559101		4.65	1.1	1.09	72	<10	200	0.7	<2	0.53	5.4	7	2	30	2.99	<10
L559102		3.05	0.9	1.07	135	<10	120	0.6	<2	0.74	9.6	10	2	27	3.22	<10
L559103		3.43	<0.2	0.77	92	<10	120	0.5	<2	0.87	1.7	9	2	20	3.12	<10
L559104		3.58	0.8	1.01	218	<10	110	0.7	<2	0.90	6.0	11	5	20	3.46	<10
L559105		2.89	<0.2	1.07	106	<10	120	0.6	<2	1.86	<0.5	7	2	8	2.83	<10
L559106		2.35	<0.2	1.32	100	<10	190	0.6	<2	2.17	<0.5	10	2	9	2.85	<10
L559107		2.92	<0.2	1.39	40	<10	160	0.6	<2	2.25	<0.5	8	2	9	2.67	<10
L559108		2.72	<0.2	1.69	66	<10	210	0.6	<2	1.79	<0.5	8	3	15	2.80	<10
L559109		2.71	<0.2	1.86	50	<10	160	0.6	<2	2.26	<0.5	9	2	14	3.01	10
L559110		2.63	<0.2	1.82	31	<10	160	0.6	<2	2.56	<0.5	8	2	18	2.98	10
L559111		2.81	<0.2	1.67	12	<10	210	0.7	<2	2.56	<0.5	7	2	23	2.77	<10
L559112		2.78	<0.2	1.70	5	<10	230	0.6	<2	3.13	<0.5	6	2	15	2.76	<10
L559113		2.84	<0.2	1.78	8	<10	220	0.6	<2	2.82	<0.5	7	2	17	2.88	10
L559114		2.87	<0.2	1.48	13	<10	180	0.5	<2	2.71	<0.5	8	2	14	2.63	<10
L559115		2.69	<0.2	1.66	18	<10	210	0.6	<2	2.53	<0.5	7	3	16	2.81	10
L559116		2.83	<0.2	1.48	32	<10	190	0.5	<2	1.85	<0.5	9	2	18	2.70	<10
L559117		2.80	<0.2	1.43	20	<10	190	0.5	<2	2.11	<0.5	6	2	13	2.89	<10
L559118		2.69	<0.2	1.76	25	<10	180	0.5	<2	1.60	<0.5	8	2	15	2.87	10
L559119		2.04	<0.2	0.71	118	<10	140	0.6	<2	2.44	<0.5	6	1	6	2.16	<10
L559120		0.68	<0.2	0.04	3	<10	10	<0.5	<2	>25.0	<0.5	1	<1	<1	0.05	<10
L559121		0.09	52.8	1.21	104	<10	70	<0.5	2	0.58	22.3	17	33	4400	4.83	10
L559122		2.62	0.6	0.66	227	<10	120	0.8	<2	1.69	1.0	6	1	23	3.09	<10
L559123		2.19	2.1	0.63	308	<10	90	0.7	<2	1.11	6.5	6	<1	24	3.24	<10
L559124		2.15	0.2	0.82	235	<10	110	0.9	<2	2.90	<0.5	5	<1	7	3.25	<10
L559125		2.08	0.2	0.57	189	<10	110	0.9	<2	2.34	<0.5	5	<1	5	2.59	<10
L559126		2.79	1.3	0.50	196	<10	60	0.7	<2	1.32	4.8	6	<1	23	2.71	<10
L559127		2.14	9.8	0.52	319	<10	30	0.6	15	0.34	33.8	7	<1	242	4.49	<10
L559128		2.76	0.5	0.51	199	<10	120	0.7	<2	1.64	1.2	6	<1	11	2.67	<10
L559129		2.93	<0.2	0.47	158	<10	110	0.7	<2	2.67	<0.5	4	<1	6	2.70	<10
L559130		2.67	<0.2	0.56	151	<10	110	0.5	<2	2.18	<0.5	5	1	7	2.63	<10
L559131		2.87	<0.2	0.47	108	<10	100	0.5	<2	2.80	<0.5	5	1	6	2.68	<10
L559132		2.95	<0.2	0.54	74	<10	100	<0.5	<2	2.57	<0.5	5	1	6	2.52	<10
L559133		2.79	<0.2	0.69	88	<10	140	<0.5	<2	2.38	<0.5	4	1	7	2.53	<10
L559134		2.86	<0.2	0.89	99	<10	110	0.5	<2	2.08	<0.5	5	1	6	2.86	<10
L559135		2.91	<0.2	0.53	84	<10	100	0.5	<2	3.29	<0.5	5	<1	6	2.40	<10
L559136		2.89	<0.2	0.59	98	<10	120	0.5	<2	3.13	<0.5	5	1	8	2.61	<10
L559137		2.95	<0.2	0.46	121	<10	110	0.5	<2	2.71	<0.5	5	<1	6	2.77	<10
L559138		2.85	<0.2	0.49	110	<10	110	0.5	<2	2.09	<0.5	5	<1	6	2.62	<10
L559139		2.57	<0.2	0.55	150	<10	130	0.6	<2	0.88	1.2	6	1	7	2.61	<10
L559140		1.09	4.3	0.61	223	<10	70	0.6	2	0.25	54.5	9	2	51	3.31	<10

ALS Canada Ltd.
2103 Dollarton Hwy
North Vancouver BC V7H 0A7
Phone: 604 984 0221 Fax: 604 984 0218 www.alsglobal.com

To: **EQUITY EXPLORATION CONSULTANTS LTD.**
SUITE 200, 900 WEST HASTINGS STREET
VANCOUVER BC V6C 1E5

Finalized Date: 10-JUL-2011
Account: EIABRX

Project: BRX11-01

CERTIFICATE OF ANALYSIS WH11118891

Sample Description	Method	ME-ICP41	ME-ICP41	ME-ICP41	ME-ICP41	ME-ICP41	ME-ICP41	ME-ICP41	ME-ICP41	ME-ICP41	ME-ICP41	ME-ICP41	ME-ICP41	ME-ICP41	ME-ICP41	ME-ICP41
	Analyte	Hg	K	La	Mg	Mn	Mo	Na	Ni	P	Pb	S	Sb	Sc	Sr	Th
	Units	ppm	%	ppm	%	ppm	ppm	%	ppm	ppm	ppm	%	ppm	ppm	ppm	ppm
	LOR	1	0.01	10	0.01	5	1	0.01	1	10	2	0.01	2	1	1	20
L559101		<1	0.26	10	0.20	672	<1	0.03	2	700	50	1.26	3	1	137	<20
L559102		<1	0.23	10	0.34	2760	<1	0.03	4	950	38	1.70	5	2	131	<20
L559103		<1	0.24	10	0.23	1250	1	0.03	3	910	26	2.61	3	2	138	<20
L559104		<1	0.25	10	0.40	3750	<1	0.02	4	740	225	2.41	3	2	137	<20
L559105		<1	0.22	10	0.75	2650	<1	0.03	1	820	19	1.15	<2	2	157	<20
L559106		<1	0.23	10	0.62	3080	<1	0.04	3	870	17	0.74	2	2	356	<20
L559107		<1	0.26	20	0.68	2090	<1	0.05	3	870	14	0.62	2	3	360	<20
L559108		<1	0.33	10	0.56	1515	<1	0.07	2	960	18	0.81	2	3	320	<20
L559109		<1	0.28	20	0.78	1620	<1	0.07	5	920	15	0.53	3	3	390	<20
L559110		<1	0.27	20	0.81	1615	<1	0.06	3	930	21	0.33	2	3	448	<20
L559111		<1	0.28	20	0.78	1200	<1	0.05	1	920	15	0.27	2	3	446	<20
L559112		<1	0.30	20	0.95	1275	<1	0.05	1	860	11	0.19	<2	3	486	<20
L559113		<1	0.29	20	0.88	1115	<1	0.05	1	920	12	0.21	<2	3	472	<20
L559114		<1	0.25	20	0.81	1225	<1	0.04	2	850	13	0.30	<2	3	444	<20
L559115		<1	0.26	20	0.82	1335	<1	0.05	2	890	14	0.22	2	3	482	<20
L559116		<1	0.25	20	0.59	1130	<1	0.05	3	920	20	0.58	4	3	388	<20
L559117		<1	0.26	10	0.58	1310	<1	0.05	1	880	19	1.06	2	3	458	<20
L559118		<1	0.27	20	0.70	1540	<1	0.05	1	910	19	0.35	4	3	303	<20
L559119		<1	0.24	20	0.76	2830	<1	0.03	<1	810	27	1.26	2	2	214	<20
L559120		1	0.01	<10	1.86	33	<1	0.01	<1	60	<2	0.08	<2	<1	4850	20
L559121		1	0.58	10	0.71	505	176	0.05	23	920	2200	2.56	69	7	44	<20
L559122		<1	0.24	20	0.52	3200	1	0.02	<1	820	94	2.80	2	2	211	<20
L559123		1	0.21	20	0.24	1685	1	0.01	4	850	373	3.33	4	1	220	<20
L559124		<1	0.22	20	0.94	4290	<1	0.02	1	740	43	2.60	2	2	257	<20
L559125		<1	0.21	20	0.73	3210	<1	0.02	1	810	24	2.35	2	2	217	<20
L559126		<1	0.21	10	0.28	1430	<1	0.02	1	760	539	2.98	5	1	191	<20
L559127		1	0.22	10	0.03	78	2	0.01	2	790	1695	5.45	67	1	170	<20
L559128		<1	0.23	20	0.47	2000	<1	0.02	1	810	158	2.77	2	1	186	<20
L559129		<1	0.20	20	0.82	2770	<1	0.02	1	740	20	2.48	<2	1	197	<20
L559130		<1	0.22	20	0.65	2070	<1	0.03	1	770	20	2.17	3	2	185	<20
L559131		<1	0.21	20	0.78	2260	<1	0.03	<1	750	20	2.18	2	2	194	<20
L559132		<1	0.22	20	0.70	2150	<1	0.03	<1	770	10	2.02	<2	2	224	<20
L559133		<1	0.20	20	0.69	2450	<1	0.03	1	760	40	1.53	3	2	228	<20
L559134		<1	0.21	20	0.59	2030	<1	0.03	<1	780	21	1.84	2	1	225	<20
L559135		<1	0.19	20	0.31	1890	<1	0.04	1	770	17	2.31	2	1	248	<20
L559136		<1	0.23	20	0.42	2190	<1	0.04	<1	760	18	2.39	2	2	250	<20
L559137		<1	0.20	20	0.55	3960	<1	0.04	1	740	67	2.56	2	2	266	<20
L559138		<1	0.22	20	0.56	3450	<1	0.05	1	760	63	2.51	<2	2	225	<20
L559139		<1	0.22	20	0.24	3390	<1	0.05	1	810	127	2.41	<2	1	176	<20
L559140		1	0.21	10	0.08	3610	<1	0.07	4	600	2490	3.61	15	1	187	<20

ALS Canada Ltd.

2103 Dollarton Hwy
North Vancouver BC V7H 0A7
Phone: 604 984 0221 Fax: 604 984 0218 www.alsglobal.com

To: **EQUITY EXPLORATION CONSULTANTS LTD.**
SUITE 200, 900 WEST HASTINGS STREET
VANCOUVER BC V6C 1E5

Finalized Date: 10-JUL-2011
Account: EIABRX

Project: BRX11-01

CERTIFICATE OF ANALYSIS WH11118891

Sample Description	Method / Analyte / Units / LOR	ME-ICP41 Ti % 0.01	ME-ICP41 Tl ppm 10	ME-ICP41 U ppm 10	ME-ICP41 V ppm 1	ME-ICP41 W ppm 10	ME-ICP41 Zn ppm 2	Au-AA25 Au ppm 0.01	Au-GRA21 Au ppm 0.05	Ag-GRA21 Ag ppm 5	Cu-AA46 Cu % 0.001
L559101		<0.01	<10	<10	11	<10	185	0.08			
L559102		<0.01	<10	<10	15	<10	621	0.11			
L559103		<0.01	<10	<10	12	<10	338	0.02			
L559104		<0.01	<10	<10	13	<10	1190	0.03			
L559105		<0.01	<10	<10	19	<10	219	<0.01			
L559106		<0.01	<10	<10	18	<10	421	<0.01			
L559107		<0.01	<10	<10	21	<10	94	0.02			
L559108		<0.01	<10	<10	26	<10	134	<0.01			
L559109		<0.01	<10	<10	32	<10	92	<0.01			
L559110		<0.01	<10	<10	31	<10	124	0.01			
L559111		<0.01	<10	<10	26	<10	85	<0.01			
L559112		<0.01	<10	<10	27	<10	64	<0.01			
L559113		<0.01	<10	<10	29	<10	67	0.01			
L559114		<0.01	<10	<10	25	<10	64	<0.01			
L559115		<0.01	<10	<10	28	<10	95	<0.01			
L559116		<0.01	<10	<10	24	<10	76	<0.01			
L559117		<0.01	<10	<10	23	<10	70	<0.01			
L559118		<0.01	<10	<10	24	<10	90	<0.01			
L559119		<0.01	<10	<10	15	<10	46	0.01			
L559120		<0.01	<10	10	<1	<10	<2	<0.01			
L559121		0.09	<10	<10	90	<10	2690	0.32			
L559122		<0.01	<10	<10	7	<10	197	0.16			
L559123		<0.01	<10	<10	5	<10	1040	0.46			
L559124		<0.01	<10	<10	8	<10	73	0.08			
L559125		<0.01	<10	<10	11	<10	58	0.02			
L559126		<0.01	<10	<10	7	<10	772	0.07			
L559127		<0.01	<10	<10	5	<10	4730	0.30			
L559128		<0.01	<10	<10	9	<10	243	0.08			
L559129		<0.01	<10	<10	12	<10	44	0.01			
L559130		<0.01	<10	<10	13	<10	56	0.01			
L559131		<0.01	<10	<10	12	<10	60	0.01			
L559132		<0.01	<10	<10	10	<10	42	<0.01			
L559133		<0.01	<10	<10	11	<10	106	0.01			
L559134		<0.01	<10	<10	11	<10	57	<0.01			
L559135		<0.01	<10	<10	7	<10	44	<0.01			
L559136		<0.01	<10	<10	9	<10	64	0.01			
L559137		<0.01	<10	<10	8	<10	104	0.02			
L559138		<0.01	<10	<10	8	<10	126	<0.01			
L559139		<0.01	<10	<10	8	<10	285	0.01			
L559140		<0.01	<10	<10	6	<10	4880	0.51			

ALS Canada Ltd.

2103 Dollarton Hwy
North Vancouver BC V7H 0A7
Phone: 604 984 0221 Fax: 604 984 0218 www.alsglobal.com

To: **EQUITY EXPLORATION CONSULTANTS LTD.**
SUITE 200, 900 WEST HASTINGS STREET
VANCOUVER BC V6C 1E5

Finalized Date: 10-JUL-2011
Account: EIABRX

Project: BRX11-01

CERTIFICATE OF ANALYSIS WH11118891

Sample Description	Method / Analyte / Units / LOR	WEI-21 Recvd Wt. kg 0.02	ME-ICP41 Ag ppm 0.2	ME-ICP41 Al % 0.01	ME-ICP41 As ppm 2	ME-ICP41 B ppm 10	ME-ICP41 Ba ppm 10	ME-ICP41 Be ppm 0.5	ME-ICP41 Bi ppm 2	ME-ICP41 Ca % 0.01	ME-ICP41 Cd ppm 0.5	ME-ICP41 Co ppm 1	ME-ICP41 Cr ppm 1	ME-ICP41 Cu ppm 1	ME-ICP41 Fe % 0.01	ME-ICP41 Ga ppm 10
L559141		1.14	4.5	0.57	204	<10	70	0.5	<2	0.23	65.5	8	1	47	3.15	<10
L559142		0.76	<0.2	0.04	3	<10	10	<0.5	<2	>25.0	<0.5	<1	<1	<1	0.04	<10
L559143		2.73	1.6	0.54	230	<10	70	0.6	<2	0.19	2.4	8	1	13	3.45	<10
L559144		2.73	1.4	0.53	305	<10	20	0.6	<2	0.20	3.2	9	1	20	3.44	<10
L559145		2.80	0.2	0.60	185	<10	50	0.6	<2	0.30	1.6	9	<1	12	2.90	<10
L559146		2.93	0.9	0.57	281	<10	30	0.5	<2	0.35	6.5	7	<1	14	3.55	<10
L559147		2.17	0.6	0.69	344	<10	70	0.5	<2	0.30	3.9	8	<1	19	3.33	<10
L559148		2.85	0.2	1.23	236	<10	80	0.5	<2	0.30	2.0	8	<1	11	3.75	<10
L559149		2.63	0.2	0.95	212	<10	70	0.6	<2	0.31	4.2	9	<1	11	3.50	<10
L559150		2.82	5.8	0.54	294	<10	70	0.6	<2	0.35	5.8	8	1	224	2.94	<10
L559151		2.63	30.9	0.22	278	<10	40	<0.5	16	0.14	1.3	7	2	530	3.11	<10
L559152		2.51	23.5	0.19	174	<10	20	<0.5	12	0.09	0.5	7	3	318	3.48	<10
L559153		2.74	34.0	0.20	172	<10	10	<0.5	38	0.12	0.7	6	3	274	2.68	<10
L559154		2.45	7.1	0.52	235	<10	60	0.5	7	0.24	5.9	10	1	242	3.36	<10
L559155		2.59	24.2	0.31	431	<10	20	<0.5	17	0.09	2.9	9	1	530	3.62	<10
L559156		2.45	>100	0.18	84	<10	10	<0.5	111	0.09	0.8	2	8	118	1.61	<10
L559157		2.58	>100	0.18	188	<10	10	<0.5	103	0.05	0.9	3	5	286	2.41	<10
L559158		2.96	5.4	0.57	580	<10	70	<0.5	<2	0.12	10.7	7	1	851	3.41	<10
L559159		2.87	15.4	0.37	337	<10	40	<0.5	4	0.09	4.7	5	1	450	2.94	<10
L559160		2.70	30.3	0.32	321	<10	20	<0.5	10	0.07	4.7	3	2	872	1.75	<10
L559161		2.44	13.9	0.28	90	<10	100	<0.5	11	0.11	1.1	2	3	78	1.39	<10
L559162		2.83	5.3	0.58	203	<10	90	0.6	4	0.27	38.0	8	2	89	2.12	<10
L559163		2.58	1.9	1.84	68	<10	160	0.6	4	0.28	12.2	9	2	27	3.27	10
L559164		0.10	82.9	1.65	463	10	30	<0.5	13	1.99	55.3	29	79	>10000	6.08	10
L559165		2.85	0.4	2.85	50	<10	110	0.6	2	0.29	2.4	9	3	10	5.01	10
L559166		2.75	0.8	1.53	115	<10	130	0.6	3	0.41	3.9	9	2	25	3.83	<10
L559167		2.70	0.3	0.81	136	<10	120	0.6	2	0.44	1.0	7	1	10	1.68	<10
L559168		2.81	0.2	1.53	90	<10	120	0.7	3	0.54	<0.5	7	2	8	2.66	<10
L559169		2.87	5.4	0.62	318	<10	100	0.7	7	0.33	17.8	8	4	136	2.58	<10
L559170		2.93	0.8	1.28	238	<10	110	0.8	2	0.53	1.5	8	2	18	2.87	<10
L559171		2.81	6.4	0.69	328	<10	130	0.7	3	0.42	23.3	9	1	55	2.26	<10
L559172		2.77	2.3	1.24	193	<10	110	0.7	4	1.06	9.7	7	2	65	2.67	<10
L559173		2.90	0.7	1.21	200	<10	120	0.7	3	1.54	3.0	7	2	16	2.57	<10
L559174		2.86	1.3	1.10	158	<10	120	0.7	2	1.26	3.0	8	1	23	2.56	<10
L559175		2.28	<0.2	1.93	67	<10	170	0.8	<2	1.63	<0.5	7	2	17	3.21	<10
L559176		2.75	0.5	1.27	172	<10	110	0.7	2	0.56	1.7	8	1	15	2.75	<10
L559177		2.52	6.0	0.62	227	<10	130	0.6	6	0.21	14.2	9	1	167	2.68	<10
L559178		2.78	7.0	0.59	328	<10	90	0.7	3	0.19	44.9	10	1	187	2.98	<10
L559179		2.51	4.5	1.04	102	<10	190	0.6	8	0.29	5.1	9	1	63	2.53	<10
L559180		2.85	<0.2	1.53	106	<10	160	0.6	<2	0.30	<0.5	7	1	8	3.21	<10

ALS Canada Ltd.

2103 Dollarton Hwy
North Vancouver BC V7H 0A7
Phone: 604 984 0221 Fax: 604 984 0218 www.alsglobal.com

To: **EQUITY EXPLORATION CONSULTANTS LTD.**
SUITE 200, 900 WEST HASTINGS STREET
VANCOUVER BC V6C 1E5

Finalized Date: 10-JUL-2011
Account: EIABRX

Project: BRX11-01

CERTIFICATE OF ANALYSIS WH11118891

Sample Description	Method	ME-ICP41	ME-ICP41	ME-ICP41	ME-ICP41	ME-ICP41	ME-ICP41	ME-ICP41	ME-ICP41	ME-ICP41	ME-ICP41	ME-ICP41	ME-ICP41	ME-ICP41	ME-ICP41	ME-ICP41
	Analyte	Hg	K	La	Mg	Mn	Mo	Na	Ni	P	Pb	S	Sb	Sc	Sr	Th
	Units	ppm	%	ppm	%	ppm	ppm	%	ppm	ppm	ppm	%	ppm	ppm	ppm	ppm
	LOR	1	0.01	10	0.01	5	1	0.01	1	10	2	0.01	2	1	1	20
L559141		1	0.19	10	0.09	4040	<1	0.06	4	540	3680	3.45	16	1	180	<20
L559142		<1	0.01	<10	2.04	32	<1	0.01	<1	50	8	0.05	<2	<1	4800	20
L559143		<1	0.24	<10	0.02	51	<1	0.06	4	280	799	3.79	4	1	174	<20
L559144		<1	0.22	<10	0.02	44	<1	0.06	4	430	648	3.81	6	1	179	<20
L559145		<1	0.25	<10	0.05	3800	<1	0.07	4	870	58	3.11	3	1	170	<20
L559146		<1	0.24	10	0.13	16300	<1	0.05	3	750	214	3.63	3	1	150	<20
L559147		<1	0.22	<10	0.18	13300	<1	0.05	3	790	265	3.19	4	1	146	<20
L559148		<1	0.28	<10	0.35	17400	<1	0.05	3	820	22	2.94	2	1	134	<20
L559149		1	0.24	<10	0.23	8220	<1	0.05	3	920	72	3.17	3	1	148	<20
L559150		<1	0.20	<10	0.01	90	<1	0.08	4	650	783	3.15	47	1	189	<20
L559151		1	0.03	<10	<0.01	52	<1	0.05	3	390	592	3.26	153	<1	78	<20
L559152		<1	0.02	<10	<0.01	52	1	0.04	3	260	549	3.66	93	<1	64	<20
L559153		<1	0.02	<10	<0.01	59	2	0.04	2	390	862	2.72	77	<1	64	<20
L559154		1	0.18	<10	0.01	119	<1	0.05	3	640	602	3.56	59	1	138	<20
L559155		<1	0.08	<10	<0.01	64	<1	0.04	3	170	226	3.91	134	1	78	<20
L559156		<1	0.01	<10	<0.01	70	<1	0.01	<1	360	606	1.41	34	<1	63	<20
L559157		1	0.02	<10	0.01	45	<1	0.01	<1	180	989	2.49	91	<1	45	<20
L559158		<1	0.22	<10	0.03	94	<1	0.02	2	230	1265	3.77	287	1	68	<20
L559159		1	0.12	<10	0.01	70	<1	0.02	4	220	951	3.25	150	1	60	<20
L559160		1	0.06	<10	0.01	53	1	0.02	2	300	761	1.85	305	1	56	<20
L559161		<1	0.04	<10	0.01	54	<1	0.02	1	430	702	1.36	23	<1	61	<20
L559162		1	0.22	<10	0.03	102	<1	0.04	4	780	1355	2.45	24	1	116	<20
L559163		1	0.24	10	0.61	2060	<1	0.05	4	890	579	1.65	6	1	106	<20
L559164		3	0.37	10	1.41	784	1295	0.11	249	1270	8080	4.32	73	7	208	<20
L559165		1	0.24	20	1.26	10800	<1	0.04	3	860	92	1.01	3	2	79	<20
L559166		1	0.26	20	0.54	13150	<1	0.06	5	870	345	2.01	4	2	88	<20
L559167		<1	0.24	20	0.21	588	<1	0.06	3	940	101	1.35	2	1	91	<20
L559168		<1	0.27	20	0.61	8280	<1	0.07	3	900	34	0.88	2	2	85	<20
L559169		1	0.25	20	0.07	215	<1	0.08	5	900	1045	2.85	24	2	95	<20
L559170		<1	0.24	20	0.48	7100	<1	0.08	4	950	148	1.66	3	2	100	<20
L559171		<1	0.27	20	0.08	236	<1	0.09	4	1070	802	2.45	11	2	104	<20
L559172		1	0.24	20	0.60	3930	<1	0.09	4	930	460	1.55	14	2	118	<20
L559173		<1	0.24	20	0.73	2840	<1	0.09	4	910	201	1.34	3	2	137	<20
L559174		1	0.24	20	0.59	3200	<1	0.09	4	950	255	1.52	4	2	155	<20
L559175		<1	0.31	20	1.00	9340	<1	0.09	4	850	54	0.70	2	3	158	<20
L559176		1	0.25	20	0.42	8950	<1	0.09	4	860	134	1.41	2	2	114	<20
L559177		<1	0.23	10	0.06	482	<1	0.09	5	630	922	2.84	20	1	133	<20
L559178		1	0.23	<10	0.02	82	<1	0.10	5	440	1950	3.51	22	1	171	<20
L559179		<1	0.23	10	0.25	3480	<1	0.09	4	910	802	1.81	6	1	153	<20
L559180		<1	0.27	10	0.49	6180	<1	0.08	3	890	13	1.70	<2	1	126	<20

ALS Canada Ltd.
2103 Dollarton Hwy
North Vancouver BC V7H 0A7
Phone: 604 984 0221 Fax: 604 984 0218 www.alsglobal.com

To: **EQUITY EXPLORATION CONSULTANTS LTD.**
SUITE 200, 900 WEST HASTINGS STREET
VANCOUVER BC V6C 1E5

Finalized Date: 10-JUL-2011
Account: EIABRX

Project: BRX11-01

CERTIFICATE OF ANALYSIS WH11118891

Sample Description	Method / Analyte / Units / LOR	ME-ICP41 Ti % 0.01	ME-ICP41 Tl ppm 10	ME-ICP41 U ppm 10	ME-ICP41 V ppm 1	ME-ICP41 W ppm 10	ME-ICP41 Zn ppm 2	Au-AA25 Au ppm 0.01	Au-GRA21 Au ppm 0.05	Ag-GRA21 Ag ppm 5	Cu-AA46 Cu % 0.001
L559141		<0.01	<10	<10	5	<10	6080	0.43			
L559142		<0.01	<10	10	2	<10	11	<0.01			
L559143		<0.01	<10	<10	5	<10	207	0.75			
L559144		<0.01	<10	<10	5	<10	247	0.88			
L559145		<0.01	<10	<10	6	<10	336	0.04			
L559146		<0.01	<10	<10	6	<10	1015	0.09			
L559147		<0.01	<10	<10	7	<10	811	0.08			
L559148		<0.01	<10	<10	13	<10	796	0.02			
L559149		<0.01	<10	<10	9	<10	973	0.02			
L559150		<0.01	<10	<10	4	<10	481	0.21			
L559151		<0.01	<10	<10	3	<10	100	0.35			
L559152		<0.01	<10	<10	2	<10	58	0.40			
L559153		<0.01	<10	<10	2	<10	74	0.39			
L559154		<0.01	<10	<10	4	<10	622	0.26			
L559155		<0.01	<10	<10	3	<10	241	0.43			
L559156		<0.01	<10	<10	2	<10	14	3.32	3.81	123	
L559157		<0.01	<10	<10	2	<10	43	3.74	3.73	106	
L559158		<0.01	<10	<10	4	<10	825	0.29			
L559159		<0.01	<10	<10	3	<10	238	6.10	5.91		
L559160		<0.01	<10	<10	3	<10	201	1.49			
L559161		<0.01	<10	<10	3	<10	21	0.44			
L559162		<0.01	<10	<10	4	<10	3710	0.17			
L559163		<0.01	<10	<10	17	<10	2030	0.03			
L559164		0.11	<10	<10	78	20	8810	1.29			2.57
L559165		<0.01	<10	<10	27	<10	896	0.01			
L559166		<0.01	<10	<10	16	<10	864	0.05			
L559167		<0.01	<10	<10	8	<10	214	0.05			
L559168		<0.01	<10	<10	14	<10	222	0.03			
L559169		<0.01	<10	<10	6	<10	2120	0.34			
L559170		<0.01	<10	<10	13	<10	329	0.04			
L559171		<0.01	<10	<10	8	<10	2490	0.12			
L559172		<0.01	<10	<10	15	<10	1180	0.03			
L559173		<0.01	<10	<10	17	<10	462	0.03			
L559174		<0.01	<10	<10	13	<10	458	0.04			
L559175		<0.01	<10	<10	20	<10	391	<0.01			
L559176		<0.01	<10	<10	13	<10	847	0.02			
L559177		<0.01	<10	<10	6	<10	1205	0.08			
L559178		<0.01	<10	<10	4	<10	3700	0.26			
L559179		<0.01	<10	<10	9	<10	658	0.29			
L559180		<0.01	<10	<10	16	<10	276	0.01			

ALS Canada Ltd.

2103 Dollarton Hwy
North Vancouver BC V7H 0A7
Phone: 604 984 0221 Fax: 604 984 0218 www.alsglobal.com

To: **EQUITY EXPLORATION CONSULTANTS LTD.**
SUITE 200, 900 WEST HASTINGS STREET
VANCOUVER BC V6C 1E5

Finalized Date: 10-JUL-2011
Account: EIABRX

Project: BRX11-01

CERTIFICATE OF ANALYSIS WH11118891

Sample Description	Method	WEI-21	ME-ICP41	ME-ICP41	ME-ICP41	ME-ICP41	ME-ICP41	ME-ICP41	ME-ICP41	ME-ICP41	ME-ICP41	ME-ICP41	ME-ICP41	ME-ICP41	ME-ICP41	ME-ICP41
	Analyte	Recvd Wt.	Ag	Al	As	B	Ba	Be	Bi	Ca	Cd	Co	Cr	Cu	Fe	Ga
	Units	kg	ppm	%	ppm	ppm	ppm	ppm	ppm	%	ppm	ppm	ppm	ppm	%	ppm
	LOR	0.02	0.2	0.01	2	10	10	0.5	2	0.01	0.5	1	1	1	0.01	10
L559181		2.34	0.5	0.68	234	<10	30	0.9	5	0.48	<0.5	9	1	10	4.23	<10
L559182		2.59	0.4	0.76	249	<10	40	0.9	2	0.39	0.7	9	1	9	4.32	<10
L559183		1.72	6.4	0.64	231	<10	90	0.6	6	0.29	5.2	8	1	92	2.71	<10
L559184		2.60	0.5	1.11	186	<10	140	0.6	3	0.44	1.4	9	1	8	3.44	<10
L559185		1.03	<0.2	0.04	<2	<10	10	<0.5	<2	>25.0	<0.5	1	<1	<1	0.04	<10
L559186		0.09	52.4	1.12	95	<10	60	<0.5	4	0.50	21.3	17	31	4080	4.40	10
L559187		2.68	<0.2	1.02	91	<10	200	0.5	2	2.45	<0.5	6	1	12	2.62	<10
L559188		2.41	<0.2	0.84	192	<10	130	0.6	<2	3.57	<0.5	6	1	8	2.57	<10
L559189		2.75	<0.2	0.74	249	<10	150	0.6	<2	4.05	<0.5	6	1	6	2.45	<10
L559190		2.65	<0.2	0.85	198	<10	130	0.6	<2	2.70	0.5	6	1	7	2.37	<10
L559191		2.51	<0.2	0.82	122	<10	120	0.5	3	3.66	<0.5	6	1	7	1.95	<10
L559192		2.22	<0.2	1.06	202	<10	170	0.5	<2	4.28	<0.5	6	1	7	2.68	<10
L559193		2.63	<0.2	1.13	95	<10	210	0.5	2	3.66	<0.5	6	2	8	2.40	<10
L559194		2.85	<0.2	1.28	72	<10	230	0.5	3	3.74	<0.5	6	2	10	2.49	<10
L559195		2.65	<0.2	1.17	76	<10	280	<0.5	<2	3.89	<0.5	5	1	14	2.18	<10
L559196		2.26	<0.2	1.33	64	<10	190	<0.5	<2	3.54	<0.5	5	1	6	2.68	<10
L559197		2.93	<0.2	1.26	35	<10	250	<0.5	<2	3.48	<0.5	5	1	8	2.30	<10
L559198		2.87	<0.2	1.27	44	<10	250	0.5	<2	3.44	<0.5	6	1	10	2.19	<10
L559199		2.58	0.2	0.76	163	<10	130	0.5	<2	3.08	<0.5	5	<1	7	2.21	<10
L559200		2.30	0.3	0.90	197	<10	120	0.5	<2	3.33	<0.5	6	<1	11	2.67	<10
L559201		2.24	<0.2	1.21	103	<10	200	0.5	<2	3.49	<0.5	5	1	10	2.22	<10
L559202		2.69	0.2	1.18	210	<10	120	0.7	<2	3.18	<0.5	6	1	10	2.84	<10
L559203		3.05	<0.2	0.83	75	<10	130	<0.5	<2	4.53	<0.5	5	<1	5	2.52	<10
L559204		2.58	<0.2	0.74	120	<10	110	0.5	<2	3.51	<0.5	5	<1	7	2.20	<10
L559205		2.46	0.2	0.83	173	<10	60	0.6	<2	3.92	<0.5	5	<1	7	2.70	<10
L559206		0.77	<0.2	0.05	2	<10	10	<0.5	<2	>25.0	<0.5	<1	1	<1	0.07	<10
L559207		0.11	76.5	1.57	439	<10	30	<0.5	5	1.93	51.7	26	72	>10000	5.92	10
L559208		2.95	0.3	0.81	86	<10	130	0.5	<2	2.95	<0.5	5	1	9	2.33	<10
L559209		2.93	0.5	0.83	179	<10	60	0.5	<2	3.01	<0.5	5	<1	10	3.05	<10
L559210		2.54	<0.2	0.79	142	<10	90	0.5	<2	4.26	<0.5	5	1	7	2.38	<10
L559211		2.74	<0.2	0.71	118	<10	130	<0.5	<2	3.81	<0.5	4	1	5	2.30	<10
L559212		4.54	<0.2	0.79	194	<10	130	0.5	<2	3.87	<0.5	5	1	7	2.54	<10
L559213		2.64	<0.2	0.85	157	<10	140	<0.5	<2	3.79	<0.5	5	1	6	2.33	<10
L559214		2.88	<0.2	1.24	61	<10	210	<0.5	<2	3.70	<0.5	5	1	7	2.49	<10
L559215		2.80	<0.2	1.25	68	<10	210	<0.5	<2	3.74	<0.5	5	1	9	2.57	<10
L559216		2.95	<0.2	1.42	18	<10	260	<0.5	<2	3.59	<0.5	4	1	8	2.50	<10
L559217		3.00	<0.2	1.38	14	<10	280	<0.5	<2	3.46	<0.5	4	1	8	2.34	<10
L559218		2.91	0.2	1.17	30	<10	330	<0.5	<2	2.98	<0.5	5	1	10	2.47	<10
L559219		4.03	0.3	1.07	115	<10	110	<0.5	<2	0.53	3.6	7	<1	12	2.86	<10
L559220		1.99	3.2	0.61	217	<10	40	<0.5	2	0.20	52.1	8	1	27	3.33	10

ALS Canada Ltd.

2103 Dollarton Hwy
North Vancouver BC V7H 0A7
Phone: 604 984 0221 Fax: 604 984 0218 www.alsglobal.com

To: **EQUITY EXPLORATION CONSULTANTS LTD.**
SUITE 200, 900 WEST HASTINGS STREET
VANCOUVER BC V6C 1E5

Finalized Date: 10-JUL-2011
Account: EIABRX

Project: BRX11-01

CERTIFICATE OF ANALYSIS WH11118891

Sample Description	Method / Analyte / Units / LOR	ME-ICP41 Hg ppm 1	ME-ICP41 K % 0.01	ME-ICP41 La ppm 10	ME-ICP41 Mg % 0.01	ME-ICP41 Mn ppm 5	ME-ICP41 Mo ppm 1	ME-ICP41 Na % 0.01	ME-ICP41 Ni ppm 1	ME-ICP41 P ppm 10	ME-ICP41 Pb ppm 2	ME-ICP41 S % 0.01	ME-ICP41 Sb ppm 2	ME-ICP41 Sc ppm 1	ME-ICP41 Sr ppm 1	ME-ICP41 Th ppm 20
L559181		<1	0.22	20	0.24	19350	1	0.07	4	800	31	2.89	2	2	132	<20
L559182		<1	0.26	10	0.19	15350	<1	0.09	4	820	24	2.77	3	2	134	<20
L559183		<1	0.20	<10	0.03	377	<1	0.12	5	920	946	3.00	18	1	145	<20
L559184		<1	0.25	20	0.33	9480	<1	0.10	3	810	116	2.13	<2	2	114	<20
L559185		<1	0.01	<10	2.08	40	<1	0.02	2	50	<2	0.06	<2	<1	5480	20
L559186		1	0.53	10	0.66	472	169	0.05	25	870	2070	2.41	66	7	36	<20
L559187		<1	0.23	20	0.77	7120	<1	0.09	2	770	81	1.25	<2	3	213	<20
L559188		1	0.23	20	0.50	3980	<1	0.11	3	780	43	2.20	<2	2	249	<20
L559189		<1	0.23	20	0.34	3720	<1	0.11	2	800	18	2.30	<2	2	243	<20
L559190		<1	0.25	20	0.46	2810	<1	0.11	3	810	40	2.01	<2	2	213	<20
L559191		<1	0.23	20	0.31	1840	<1	0.10	2	800	17	1.56	<2	2	239	<20
L559192		<1	0.26	20	0.42	2400	<1	0.11	3	760	18	2.19	<2	2	267	<20
L559193		<1	0.24	20	0.53	1980	<1	0.11	3	790	12	1.42	2	2	291	<20
L559194		<1	0.25	20	0.55	1980	<1	0.12	3	860	13	1.32	3	3	304	<20
L559195		<1	0.20	20	0.63	1795	1	0.09	6	770	23	0.86	2	2	333	<20
L559196		1	0.23	20	0.61	1255	<1	0.10	1	750	24	1.25	2	2	290	<20
L559197		<1	0.21	20	0.64	1330	<1	0.09	1	760	14	0.66	2	3	323	<20
L559198		1	0.22	20	0.66	1375	<1	0.10	1	780	11	0.69	2	2	347	<20
L559199		<1	0.21	20	0.38	1755	1	0.09	2	780	18	2.08	<2	2	243	<20
L559200		<1	0.21	20	0.61	2240	<1	0.09	2	800	19	2.25	<2	2	247	<20
L559201		<1	0.20	20	0.56	2000	<1	0.11	1	770	16	1.20	2	2	286	<20
L559202		<1	0.21	20	0.71	1890	<1	0.10	1	760	23	2.26	2	2	279	<20
L559203		<1	0.22	20	0.72	2430	<1	0.11	<1	720	14	1.81	<2	2	282	<20
L559204		<1	0.24	20	0.38	1915	<1	0.12	1	770	14	2.10	2	2	245	<20
L559205		<1	0.21	20	0.64	2560	<1	0.11	<1	750	24	2.57	<2	2	310	<20
L559206		<1	0.01	<10	1.94	41	<1	0.01	<1	50	<2	0.11	<2	<1	4850	20
L559207		2	0.35	10	1.34	758	1270	0.09	226	1200	7610	4.25	70	7	205	<20
L559208		<1	0.23	20	0.31	1635	<1	0.11	1	780	15	2.32	<2	2	240	<20
L559209		<1	0.21	10	0.65	2760	<1	0.11	1	720	22	2.84	<2	2	236	<20
L559210		<1	0.26	20	0.32	2150	<1	0.13	1	740	15	2.41	<2	2	286	<20
L559211		<1	0.22	20	0.42	1885	<1	0.10	<1	720	19	2.25	<2	2	239	<20
L559212		<1	0.22	20	0.38	2370	<1	0.10	1	740	25	2.64	<2	1	316	<20
L559213		<1	0.21	20	0.38	1605	<1	0.10	1	750	15	2.08	<2	2	263	<20
L559214		<1	0.24	20	0.61	2160	<1	0.11	1	760	12	1.28	<2	2	308	<20
L559215		<1	0.22	20	0.60	1915	<1	0.10	1	770	16	1.37	<2	2	303	<20
L559216		<1	0.24	20	0.70	2690	<1	0.10	<1	780	10	0.53	<2	3	315	<20
L559217		<1	0.24	20	0.63	2910	<1	0.10	<1	750	16	0.41	<2	3	320	<20
L559218		<1	0.22	20	0.79	5230	<1	0.10	1	760	58	0.87	2	3	246	<20
L559219		<1	0.22	10	0.36	3030	<1	0.13	2	760	134	2.35	2	1	164	<20
L559220		1	0.16	<10	0.01	46	1	0.19	2	500	882	3.89	5	1	197	<20

ALS Canada Ltd.
2103 Dollarton Hwy
North Vancouver BC V7H 0A7
Phone: 604 984 0221 Fax: 604 984 0218 www.alsglobal.com

To: **EQUITY EXPLORATION CONSULTANTS LTD.**
SUITE 200, 900 WEST HASTINGS STREET
VANCOUVER BC V6C 1E5

Finalized Date: 10-JUL-2011
Account: EIABRX

Project: BRX11-01

CERTIFICATE OF ANALYSIS WH11118891

Sample Description	Method / Analyte / Units / LOR	ME-ICP41 Ti % 0.01	ME-ICP41 Tl ppm 10	ME-ICP41 U ppm 10	ME-ICP41 V ppm 1	ME-ICP41 W ppm 10	ME-ICP41 Zn ppm 2	Au-AA25 Au ppm 0.01	Au-GRA21 Au ppm 0.05	Ag-GRA21 Ag ppm 5	Cu-AA46 Cu % 0.001
L559181		<0.01	<10	<10	11	<10	359	0.08			
L559182		<0.01	<10	<10	15	<10	827	0.06			
L559183		<0.01	<10	<10	5	<10	696	0.43			
L559184		<0.01	<10	<10	13	<10	657	0.15			
L559185		<0.01	<10	50	<1	<10	2	<0.01			
L559186		0.08	<10	<10	85	<10	2500	0.32			
L559187		<0.01	<10	<10	15	<10	173	0.01			
L559188		<0.01	<10	<10	12	<10	73	0.05			
L559189		<0.01	<10	<10	11	<10	45	0.05			
L559190		<0.01	<10	<10	11	<10	102	0.06			
L559191		<0.01	<10	<10	8	<10	46	0.02			
L559192		<0.01	<10	<10	12	<10	71	0.03			
L559193		<0.01	<10	<10	14	<10	70	0.01			
L559194		<0.01	<10	<10	15	<10	68	0.01			
L559195		<0.01	<10	<10	15	<10	64	0.04			
L559196		<0.01	<10	<10	19	<10	68	0.01			
L559197		<0.01	<10	<10	19	<10	64	<0.01			
L559198		<0.01	<10	<10	18	<10	58	<0.01			
L559199		<0.01	<10	<10	7	<10	37	0.03			
L559200		<0.01	<10	<10	8	<10	51	0.09			
L559201		<0.01	<10	<10	13	<10	78	0.03			
L559202		<0.01	<10	<10	14	<10	65	0.14			
L559203		<0.01	<10	<10	9	<10	67	0.01			
L559204		<0.01	<10	<10	8	<10	40	0.02			
L559205		<0.01	<10	<10	8	<10	48	0.09			
L559206		<0.01	<10	10	2	<10	<2	<0.01			
L559207		0.10	<10	<10	73	30	8410	1.34			2.57
L559208		<0.01	<10	<10	8	<10	44	0.07			
L559209		<0.01	<10	<10	9	<10	98	0.23			
L559210		<0.01	<10	<10	10	<10	43	0.02			
L559211		<0.01	<10	<10	8	<10	52	0.02			
L559212		<0.01	<10	<10	7	<10	55	0.02			
L559213		<0.01	<10	<10	9	<10	48	<0.01			
L559214		<0.01	<10	<10	16	<10	62	0.01			
L559215		<0.01	<10	<10	17	<10	64	0.01			
L559216		<0.01	<10	<10	19	<10	69	<0.01			
L559217		<0.01	<10	<10	16	<10	63	<0.01			
L559218		<0.01	<10	<10	14	<10	101	<0.01			
L559219		<0.01	<10	<10	9	<10	968	0.03			
L559220		<0.01	<10	<10	5	<10	4590	0.46			

ALS Canada Ltd.

2103 Dollarton Hwy
North Vancouver BC V7H 0A7
Phone: 604 984 0221 Fax: 604 984 0218 www.alsglobal.com

To: **EQUITY EXPLORATION CONSULTANTS LTD.**
SUITE 200, 900 WEST HASTINGS STREET
VANCOUVER BC V6C 1E5

Finalized Date: 10-JUL-2011
Account: EIABRX

Project: BRX11-01

CERTIFICATE OF ANALYSIS WH11118891

Sample Description	Method	WEI-21	ME-ICP41	ME-ICP41	ME-ICP41	ME-ICP41	ME-ICP41	ME-ICP41	ME-ICP41	ME-ICP41	ME-ICP41	ME-ICP41	ME-ICP41	ME-ICP41	ME-ICP41	ME-ICP41
	Analyte	Recvd Wt.	Ag	Al	As	B	Ba	Be	Bi	Ca	Cd	Co	Cr	Cu	Fe	Ga
	Units	kg	ppm	%	ppm	ppm	ppm	ppm	ppm	%	ppm	ppm	ppm	ppm	%	ppm
	LOR	0.02	0.2	0.01	2	10	10	0.5	2	0.01	0.5	1	1	1	0.01	10
L559221		2.53	3.4	0.57	231	<10	70	<0.5	<2	0.19	31.1	8	1	22	2.76	<10
L559222		2.70	3.6	0.41	173	<10	60	<0.5	5	0.20	15.5	7	1	110	2.58	<10
L559223		2.78	25.3	0.43	1405	<10	60	<0.5	32	0.22	10.6	7	2	4670	3.61	<10
L559224		2.70	3.4	0.52	261	<10	40	<0.5	4	0.20	23.3	8	2	224	3.09	<10
L559225		2.84	0.3	1.12	130	<10	160	<0.5	<2	0.29	0.6	6	1	16	3.14	<10
L559226		1.31	<0.2	1.23	89	<10	130	<0.5	<2	1.79	<0.5	5	<1	9	2.82	<10
L559227		1.41	0.2	1.20	83	<10	120	<0.5	<2	1.93	<0.5	5	<1	9	2.80	<10
L559228		0.80	<0.2	0.05	<2	<10	10	<0.5	<2	>25.0	<0.5	<1	1	<1	0.04	<10
L559229		0.11	48.6	1.14	95	<10	60	<0.5	3	0.49	20.2	16	30	4170	4.47	10
L559230		2.80	0.2	1.37	20	<10	180	<0.5	<2	3.54	<0.5	5	1	14	2.23	<10
L559231		2.80	<0.2	1.35	32	<10	200	<0.5	<2	3.97	<0.5	5	1	8	2.48	<10
L559232		3.08	<0.2	1.17	25	<10	330	<0.5	<2	3.70	<0.5	5	1	6	2.31	<10
L559233		2.68	<0.2	1.30	45	<10	100	<0.5	<2	0.80	<0.5	6	1	5	3.04	<10
L559234		2.65	1.7	0.63	204	<10	100	<0.5	3	0.24	2.0	8	1	107	2.74	<10
L559235		2.54	3.0	0.57	272	<10	70	<0.5	4	0.23	3.9	6	1	419	3.25	<10
L559236		2.97	<0.2	0.85	97	<10	190	<0.5	<2	2.79	<0.5	5	1	12	2.11	<10
L559237		2.72	<0.2	0.95	103	<10	140	<0.5	<2	4.29	<0.5	6	1	10	2.86	<10
L559238		2.84	<0.2	1.01	93	<10	170	<0.5	<2	4.01	<0.5	5	1	6	2.37	<10
L559239		2.98	<0.2	0.94	64	<10	130	<0.5	<2	3.47	<0.5	5	1	8	1.79	<10
L559240		3.05	0.2	1.16	108	<10	140	<0.5	<2	4.02	<0.5	5	1	7	3.04	<10
L559241		3.13	<0.2	0.86	130	<10	130	<0.5	<2	3.64	<0.5	6	1	13	2.63	<10
L559242		2.77	0.2	0.61	108	<10	150	<0.5	<2	3.25	<0.5	5	1	14	2.37	<10
L559243		2.45	0.4	0.77	136	<10	40	0.6	<2	4.01	<0.5	7	1	23	3.38	<10
L559244		2.62	0.3	0.84	133	<10	50	0.6	<2	3.84	<0.5	6	1	26	3.16	<10
L559245		2.95	0.3	0.88	100	<10	50	0.5	<2	4.14	<0.5	5	1	19	2.89	<10
L559246		2.47	<0.2	0.66	96	<10	60	<0.5	<2	3.91	<0.5	5	1	7	2.45	<10
L559247		2.81	<0.2	0.62	97	<10	100	0.5	<2	3.22	<0.5	5	1	7	2.59	<10
L559248		2.92	<0.2	0.65	106	<10	70	0.5	<2	3.14	<0.5	5	1	4	2.42	<10
L559249		0.69	<0.2	0.04	5	<10	10	<0.5	<2	>25.0	<0.5	<1	<1	<1	0.03	<10
L559250		0.11	79.2	1.67	458	<10	30	<0.5	9	2.00	52.3	28	76	>10000	6.11	10
L559251		2.78	<0.2	0.68	118	<10	100	<0.5	<2	3.65	<0.5	5	2	5	2.61	<10
L559252		2.94	<0.2	0.90	90	<10	60	<0.5	<2	4.06	<0.5	5	1	6	2.71	<10
L559253		2.57	<0.2	0.94	104	<10	90	<0.5	<2	3.72	<0.5	6	3	5	2.87	<10
L559254		3.54	<0.2	0.95	70	<10	90	<0.5	<2	4.19	<0.5	5	1	5	2.60	<10
L559255		2.76	0.2	0.73	103	<10	80	<0.5	<2	4.25	<0.5	5	1	5	2.48	<10
L559256		2.92	<0.2	0.62	91	<10	90	<0.5	<2	3.63	<0.5	4	1	4	2.32	<10
L559257		3.08	<0.2	0.81	78	<10	130	0.5	<2	2.54	<0.5	5	1	4	2.47	<10
L559258		3.09	0.2	0.96	95	<10	120	0.6	<2	3.36	<0.5	5	1	5	2.65	<10
L559259		2.32	0.2	0.67	117	<10	50	<0.5	<2	4.42	<0.5	5	1	6	2.21	<10
L559260		2.92	<0.2	0.72	123	<10	150	<0.5	<2	3.62	<0.5	5	1	4	2.31	<10

ALS Canada Ltd.

2103 Dollarton Hwy
North Vancouver BC V7H 0A7
Phone: 604 984 0221 Fax: 604 984 0218 www.alsglobal.com

To: **EQUITY EXPLORATION CONSULTANTS LTD.**
SUITE 200, 900 WEST HASTINGS STREET
VANCOUVER BC V6C 1E5

Finalized Date: 10-JUL-2011
Account: EIABRX

Project: BRX11-01

CERTIFICATE OF ANALYSIS WH11118891

Sample Description	Method	ME-ICP41	ME-ICP41	ME-ICP41	ME-ICP41	ME-ICP41	ME-ICP41	ME-ICP41	ME-ICP41	ME-ICP41	ME-ICP41	ME-ICP41	ME-ICP41	ME-ICP41	ME-ICP41	ME-ICP41
	Analyte	Hg	K	La	Mg	Mn	Mo	Na	Ni	P	Pb	S	Sb	Sc	Sr	Th
	Units	ppm	%	ppm	%	ppm	ppm	%	ppm	ppm	ppm	%	ppm	ppm	ppm	ppm
	LOR	1	0.01	10	0.01	5	1	0.01	1	10	2	0.01	2	1	1	20
L559221		<1	0.15	<10	0.02	32	<1	0.20	2	430	1145	3.22	3	2	224	<20
L559222		<1	0.10	<10	0.01	31	<1	0.12	2	620	628	2.86	21	1	149	<20
L559223		2	0.09	<10	0.01	30	<1	0.14	2	690	393	4.19	563	1	184	<20
L559224		<1	0.15	<10	0.01	31	1	0.14	2	580	708	3.50	32	1	208	<20
L559225		<1	0.24	10	0.23	4530	<1	0.11	1	790	144	2.27	3	1	150	<20
L559226		<1	0.26	20	0.61	6870	<1	0.10	1	770	67	1.55	<2	2	252	<20
L559227		<1	0.24	20	0.62	6690	<1	0.10	1	790	77	1.49	<2	2	286	<20
L559228		<1	0.01	<10	1.99	43	<1	0.01	<1	60	<2	0.07	<2	<1	4860	20
L559229		1	0.54	10	0.66	477	168	0.04	21	870	2050	2.48	62	7	36	<20
L559230		<1	0.24	20	0.61	3570	<1	0.09	1	720	35	0.72	2	2	329	<20
L559231		<1	0.26	20	0.46	2220	<1	0.11	1	780	19	1.32	<2	2	373	<20
L559232		<1	0.22	20	0.46	3010	<1	0.10	1	740	34	1.23	2	2	590	<20
L559233		<1	0.23	20	0.37	2390	<1	0.11	1	800	20	1.82	<2	1	1030	<20
L559234		<1	0.20	<10	0.02	32	2	0.18	2	700	257	3.04	13	1	305	<20
L559235		<1	0.18	10	0.02	40	3	0.15	2	670	694	3.63	43	1	250	<20
L559236		<1	0.22	20	0.33	1755	<1	0.13	1	830	55	1.78	2	2	275	<20
L559237		<1	0.21	20	0.45	1995	<1	0.10	2	770	18	2.61	<2	2	287	<20
L559238		<1	0.22	20	0.40	1350	<1	0.10	1	780	12	1.96	<2	2	279	<20
L559239		<1	0.22	20	0.38	1040	<1	0.10	1	790	8	1.16	<2	2	238	<20
L559240		<1	0.20	20	0.77	1670	2	0.08	1	730	15	2.50	<2	2	336	<20
L559241		<1	0.20	20	0.48	1450	<1	0.10	1	790	25	2.50	<2	2	276	<20
L559242		<1	0.22	20	0.27	1260	<1	0.10	1	790	19	2.55	3	2	223	<20
L559243		<1	0.23	20	1.03	2190	1	0.10	4	880	31	3.36	5	2	303	<20
L559244		<1	0.25	20	1.08	2090	2	0.10	2	920	29	3.09	3	2	265	<20
L559245		<1	0.22	20	1.03	2160	1	0.09	1	850	29	2.91	3	2	289	<20
L559246		<1	0.23	20	0.24	1265	<1	0.09	1	760	20	2.78	2	1	282	<20
L559247		<1	0.23	20	0.57	1700	<1	0.10	1	790	21	2.76	<2	2	212	<20
L559248		<1	0.24	20	0.40	1320	<1	0.10	1	790	14	2.63	<2	2	211	<20
L559249		<1	0.01	<10	1.82	25	<1	0.01	<1	50	<2	0.10	<2	<1	5450	20
L559250		2	0.38	10	1.39	755	1300	0.10	232	1240	7810	4.41	73	7	213	<20
L559251		1	0.23	20	0.32	1375	<1	0.09	1	790	16	2.81	<2	2	239	<20
L559252		<1	0.23	20	0.63	1595	<1	0.08	<1	740	18	2.91	<2	2	272	<20
L559253		<1	0.23	20	0.71	1500	<1	0.09	3	820	16	3.09	<2	2	266	<20
L559254		<1	0.21	20	0.87	2010	<1	0.08	<1	750	24	2.60	<2	2	303	<20
L559255		<1	0.23	20	0.38	1745	<1	0.09	1	770	22	2.75	<2	1	241	<20
L559256		<1	0.22	20	0.26	1500	<1	0.09	<1	770	15	2.64	<2	1	206	<20
L559257		<1	0.25	20	0.38	1310	<1	0.10	1	800	22	2.74	<2	1	174	<20
L559258		<1	0.21	20	1.08	2620	<1	0.08	<1	740	35	2.63	<2	1	232	<20
L559259		<1	0.22	20	0.28	2590	4	0.08	1	670	31	2.43	<2	1	318	<20
L559260		<1	0.21	20	0.30	1960	<1	0.09	1	740	14	2.50	<2	1	190	<20

ALS Canada Ltd.
2103 Dollarton Hwy
North Vancouver BC V7H 0A7
Phone: 604 984 0221 Fax: 604 984 0218 www.alsglobal.com

To: **EQUITY EXPLORATION CONSULTANTS LTD.**
SUITE 200, 900 WEST HASTINGS STREET
VANCOUVER BC V6C 1E5

Finalized Date: 10-JUL-2011
Account: EIABRX

Project: BRX11-01

CERTIFICATE OF ANALYSIS WH11118891

Sample Description	Method / Analyte / Units / LOR	ME-ICP41 Ti % 0.01	ME-ICP41 Tl ppm 10	ME-ICP41 U ppm 10	ME-ICP41 V ppm 1	ME-ICP41 W ppm 10	ME-ICP41 Zn ppm 2	Au-AA25 Au ppm 0.01	Au-GRA21 Au ppm 0.05	Ag-GRA21 Ag ppm 5	Cu-AA46 Cu % 0.001
L559221		<0.01	<10	<10	4	<10	3170	0.46			
L559222		<0.01	<10	<10	3	<10	1705	0.10			
L559223		<0.01	<10	<10	3	<10	1285	0.18			
L559224		<0.01	<10	<10	4	<10	2630	0.16			
L559225		<0.01	<10	<10	9	<10	257	0.04			
L559226		<0.01	<10	<10	11	<10	120	0.10			
L559227		<0.01	<10	<10	11	<10	117	0.02			
L559228		<0.01	<10	10	2	<10	<2	0.01			
L559229		0.08	<10	<10	85	<10	2530	0.33			
L559230		<0.01	<10	<10	15	<10	94	0.01			
L559231		<0.01	<10	<10	18	<10	66	<0.01			
L559232		<0.01	<10	<10	14	<10	70	<0.01			
L559233		<0.01	<10	<10	12	<10	103	<0.01			
L559234		<0.01	<10	<10	5	<10	578	0.04			
L559235		<0.01	<10	<10	4	<10	797	0.05			
L559236		<0.01	<10	<10	11	<10	53	0.02			
L559237		<0.01	<10	<10	14	<10	66	<0.01			
L559238		<0.01	<10	<10	14	<10	60	0.01			
L559239		<0.01	<10	<10	12	<10	52	0.01			
L559240		<0.01	<10	<10	15	<10	66	0.01			
L559241		<0.01	<10	<10	11	<10	69	0.01			
L559242		<0.01	<10	<10	6	<10	46	<0.01			
L559243		<0.01	<10	<10	13	<10	81	0.02			
L559244		<0.01	<10	<10	14	<10	71	0.01			
L559245		<0.01	<10	<10	14	<10	71	0.01			
L559246		<0.01	<10	<10	7	<10	61	0.01			
L559247		<0.01	<10	<10	13	<10	31	0.01			
L559248		<0.01	<10	<10	12	<10	23	<0.01			
L559249		<0.01	<10	10	2	<10	<2	<0.01			
L559250		0.11	<10	<10	78	30	8750	1.32			2.53
L559251		<0.01	<10	<10	7	<10	29	0.01			
L559252		<0.01	<10	<10	9	<10	40	<0.01			
L559253		<0.01	<10	<10	10	<10	46	0.01			
L559254		<0.01	<10	<10	10	<10	90	0.01			
L559255		<0.01	<10	<10	7	<10	78	<0.01			
L559256		<0.01	<10	<10	6	<10	78	<0.01			
L559257		<0.01	<10	<10	7	<10	51	<0.01			
L559258		<0.01	<10	<10	9	<10	84	<0.01			
L559259		<0.01	<10	<10	7	<10	77	0.01			
L559260		<0.01	<10	<10	7	<10	37	<0.01			

ALS Canada Ltd.
2103 Dollarton Hwy
North Vancouver BC V7H 0A7
Phone: 604 984 0221 Fax: 604 984 0218 www.alsglobal.com

To: **EQUITY EXPLORATION CONSULTANTS LTD.**
SUITE 200, 900 WEST HASTINGS STREET
VANCOUVER BC V6C 1E5

Finalized Date: 10-JUL-2011
Account: EIABRX

Project: BRX11-01

CERTIFICATE OF ANALYSIS WH11118891

Sample Description	Method / Analyte / Units / LOR	WEI-21 Recvd Wt. kg 0.02	ME-ICP41 Ag ppm 0.2	ME-ICP41 Al % 0.01	ME-ICP41 As ppm 2	ME-ICP41 B ppm 10	ME-ICP41 Ba ppm 10	ME-ICP41 Be ppm 0.5	ME-ICP41 Bi ppm 2	ME-ICP41 Ca % 0.01	ME-ICP41 Cd ppm 0.5	ME-ICP41 Co ppm 1	ME-ICP41 Cr ppm 1	ME-ICP41 Cu ppm 1	ME-ICP41 Fe % 0.01	ME-ICP41 Ga ppm 10
L559261		2.99	<0.2	0.73	127	<10	70	<0.5	<2	3.99	<0.5	5	1	5	2.34	<10
L559262		2.46	<0.2	0.86	88	<10	150	<0.5	<2	3.72	<0.5	5	1	7	2.41	<10
L559263		2.98	<0.2	0.74	85	<10	110	<0.5	<2	3.31	<0.5	5	1	8	2.15	<10
L559264		2.85	<0.2	0.89	110	<10	100	<0.5	<2	3.27	<0.5	6	1	9	2.37	<10
L559265		2.86	<0.2	1.03	104	<10	130	0.5	<2	3.42	<0.5	5	1	7	2.78	<10
L559266		2.98	<0.2	0.95	136	<10	120	<0.5	<2	3.37	<0.5	5	1	8	2.70	<10
L559267		2.62	0.2	0.98	139	<10	90	<0.5	<2	2.99	0.8	6	1	10	3.02	<10
L559268		2.83	0.3	0.69	117	<10	130	0.7	<2	2.79	<0.5	6	1	7	2.61	<10
L559269		Not Recvd														
L559270		2.91	0.5	0.66	139	<10	80	0.5	<2	2.73	1.0	6	1	10	2.77	<10
L559271		0.87	<0.2	0.04	<2	<10	10	<0.5	<2	>25.0	<0.5	1	<1	<1	0.05	<10
L559272		0.13	50.5	1.14	97	<10	70	<0.5	<2	0.56	21.7	16	32	4260	4.68	10
L559273		2.85	<0.2	1.00	84	<10	110	<0.5	<2	4.36	<0.5	5	1	23	2.72	<10
L559274		2.50	0.2	0.95	90	<10	180	<0.5	<2	3.68	<0.5	5	1	72	2.29	<10
L559275		2.86	<0.2	1.01	84	<10	160	<0.5	<2	4.14	<0.5	7	2	6	2.45	<10
L559276		2.94	<0.2	0.67	95	<10	160	<0.5	<2	3.79	<0.5	7	1	8	2.26	<10
L559277		2.79	<0.2	0.68	84	<10	90	0.5	<2	4.03	<0.5	7	1	7	2.62	<10
L559278		2.85	<0.2	0.64	90	<10	110	0.5	<2	2.45	<0.5	7	1	6	2.92	<10
L559279		2.55	0.2	0.42	88	<10	80	<0.5	<2	0.84	<0.5	8	1	5	3.25	<10
L559280		3.02	0.2	0.62	87	<10	50	0.5	<2	1.03	<0.5	7	2	5	2.81	<10
L559281		2.81	<0.2	0.66	90	<10	70	0.5	<2	1.34	<0.5	6	1	4	3.18	<10
L559282		3.14	0.2	0.66	99	<10	60	0.5	<2	0.93	<0.5	6	1	5	3.56	<10
L559283		2.64	<0.2	0.71	138	<10	40	0.5	<2	0.69	<0.5	6	1	4	3.78	<10
L559284		2.53	0.9	0.66	154	<10	70	0.5	<2	0.36	2.2	7	1	7	3.60	<10
L559285		2.59	1.4	1.31	155	<10	50	0.5	<2	1.50	4.0	10	2	33	4.33	10
L559286		2.31	3.1	0.55	201	<10	60	0.6	<2	0.23	8.5	7	1	63	3.46	<10
L559287		2.98	2.9	0.49	219	<10	80	0.5	<2	0.22	17.7	7	1	32	3.08	<10
L559288		2.99	2.1	0.49	183	<10	100	0.5	<2	0.18	35.8	8	1	27	3.10	<10
L559289		2.60	3.3	0.56	133	<10	30	<0.5	4	0.28	5.6	8	2	91	3.46	<10
L559290		2.75	3.4	0.56	180	<10	50	0.5	2	0.17	5.4	8	1	84	3.37	<10
L559291		3.09	3.1	0.54	75	<10	20	<0.5	6	0.29	5.7	5	1	154	3.31	<10
L559292		0.77	<0.2	0.04	3	<10	10	<0.5	<2	>25.0	<0.5	<1	<1	1	0.04	<10
L559293		0.13	79.3	1.61	470	10	40	<0.5	8	2.03	54.5	28	76	>10000	6.22	10
L559294		3.46	4.8	0.51	215	<10	70	<0.5	<2	0.27	27.9	6	1	116	3.04	<10
L559351		3.40	<0.2	2.17	7	<10	480	0.8	<2	2.08	<0.5	31	13	107	5.55	10
L559352		4.34	<0.2	2.33	9	<10	240	0.8	<2	3.78	<0.5	21	18	79	6.70	10
L559353		6.79	<0.2	1.91	10	<10	390	0.8	<2	2.46	<0.5	15	14	97	4.41	10
L559354		6.51	<0.2	1.18	9	<10	270	0.7	<2	2.13	<0.5	16	7	71	2.48	<10
L559355		6.93	<0.2	1.11	7	<10	380	0.6	<2	2.21	<0.5	9	6	28	2.42	<10
L559356		2.74	0.5	0.95	8	<10	980	0.9	<2	0.48	<0.5	5	2	21	2.39	<10

ALS Canada Ltd.

2103 Dollarton Hwy
North Vancouver BC V7H 0A7
Phone: 604 984 0221 Fax: 604 984 0218 www.alsglobal.com

To: **EQUITY EXPLORATION CONSULTANTS LTD.**
SUITE 200, 900 WEST HASTINGS STREET
VANCOUVER BC V6C 1E5

Finalized Date: 10-JUL-2011
Account: EIABRX

Project: BRX11-01

CERTIFICATE OF ANALYSIS WH11118891

Sample Description	Method	ME-ICP41	ME-ICP41	ME-ICP41	ME-ICP41	ME-ICP41	ME-ICP41	ME-ICP41	ME-ICP41	ME-ICP41	ME-ICP41	ME-ICP41	ME-ICP41	ME-ICP41	ME-ICP41	ME-ICP41
	Analyte	Hg	K	La	Mg	Mn	Mo	Na	Ni	P	Pb	S	Sb	Sc	Sr	Th
	Units	ppm	%	ppm	%	ppm	ppm	%	ppm	ppm	ppm	%	ppm	ppm	ppm	ppm
	LOR	1	0.01	10	0.01	5	1	0.01	1	10	2	0.01	2	1	1	20
L559261		<1	0.21	20	0.33	2370	<1	0.08	1	730	17	2.51	2	1	226	<20
L559262		<1	0.23	20	0.41	2390	<1	0.09	1	780	14	2.32	<2	1	207	<20
L559263		<1	0.22	20	0.26	1125	<1	0.11	1	790	13	2.21	2	2	196	<20
L559264		<1	0.22	20	0.40	1175	<1	0.10	1	810	12	2.30	<2	2	190	<20
L559265		<1	0.24	20	0.67	1700	<1	0.10	1	780	17	2.71	<2	2	222	<20
L559266		<1	0.23	20	0.45	1815	<1	0.10	1	790	35	2.64	2	2	191	<20
L559267		<1	0.23	20	0.49	1990	<1	0.09	1	760	85	2.82	<2	2	175	<20
L559268		<1	0.23	20	0.70	2620	<1	0.10	1	800	32	2.52	<2	2	172	<20
L559269																
L559270		<1	0.22	10	0.50	2400	1	0.10	<1	740	114	2.80	<2	2	199	<20
L559271		<1	0.01	<10	2.09	35	<1	0.01	<1	50	<2	0.10	<2	<1	4980	20
L559272		1	0.55	10	0.69	490	172	0.04	22	890	2160	2.50	65	7	41	<20
L559273		<1	0.21	10	0.58	2180	<1	0.09	<1	710	13	2.38	<2	2	245	<20
L559274		<1	0.23	20	0.43	1585	1	0.11	<1	760	15	1.94	10	2	246	<20
L559275		<1	0.23	20	0.48	1780	1	0.09	2	820	24	2.05	<2	2	248	<20
L559276		<1	0.22	20	0.22	1530	1	0.11	2	860	14	2.38	<2	2	230	<20
L559277		<1	0.24	20	0.54	2930	16	0.09	2	800	20	2.63	<2	2	206	<20
L559278		<1	0.27	20	0.36	1910	9	0.10	2	850	23	3.19	<2	2	149	<20
L559279		<1	0.16	20	0.23	1115	15	0.10	1	850	25	3.47	<2	1	130	<20
L559280		<1	0.26	10	0.28	1455	8	0.11	2	840	10	2.96	<2	1	192	<20
L559281		<1	0.25	10	0.42	3090	6	0.10	2	800	16	3.37	<2	1	183	<20
L559282		<1	0.27	20	0.24	1825	3	0.10	1	820	17	3.86	<2	2	155	<20
L559283		<1	0.25	10	0.26	1390	2	0.09	<1	820	27	4.05	2	1	148	<20
L559284		<1	0.24	10	0.10	509	<1	0.11	1	800	121	3.85	<2	1	166	<20
L559285		<1	0.20	10	0.75	1225	1	0.14	1	2140	156	2.68	4	3	466	<20
L559286		<1	0.23	<10	0.02	34	<1	0.11	1	720	841	3.77	14	1	137	<20
L559287		<1	0.20	<10	0.02	28	<1	0.10	1	710	1965	3.46	6	1	117	<20
L559288		1	0.21	<10	0.02	28	<1	0.09	2	520	1030	3.51	5	1	123	<20
L559289		<1	0.22	<10	0.02	82	2	0.12	1	770	253	3.75	18	1	271	<20
L559290		<1	0.20	<10	0.01	20	1	0.15	2	450	54	3.67	19	1	160	<20
L559291		<1	0.18	<10	0.01	38	4	0.14	<1	990	44	3.62	15	<1	580	<20
L559292		1	0.01	<10	2.25	28	<1	0.01	<1	60	<2	0.09	<2	<1	5080	20
L559293		3	0.37	10	1.40	788	1270	0.10	237	1240	7970	4.32	74	7	213	<20
L559294		1	0.21	<10	0.02	53	2	0.10	2	800	1955	3.49	13	1	120	<20
L559351		<1	0.25	20	0.40	1070	1	0.04	25	1910	14	0.23	<2	9	163	<20
L559352		<1	0.23	20	0.54	1570	<1	0.05	23	1940	10	0.02	<2	12	273	<20
L559353		<1	0.30	20	0.36	1020	1	0.05	14	1940	13	0.51	<2	8	180	<20
L559354		<1	0.24	20	0.18	672	1	0.04	14	1480	11	0.36	<2	5	151	<20
L559355		<1	0.23	20	0.20	596	<1	0.03	5	1240	20	0.38	<2	4	188	<20
L559356		<1	0.27	10	0.09	238	1	0.02	3	760	19	0.06	3	2	145	<20

ALS Canada Ltd.
2103 Dollarton Hwy
North Vancouver BC V7H 0A7
Phone: 604 984 0221 Fax: 604 984 0218 www.alsglobal.com

To: **EQUITY EXPLORATION CONSULTANTS LTD.**
SUITE 200, 900 WEST HASTINGS STREET
VANCOUVER BC V6C 1E5

Finalized Date: 10-JUL-2011
Account: EIABRX

Project: BRX11-01

CERTIFICATE OF ANALYSIS WH11118891

Sample Description	Method / Analyte / Units / LOR	ME-ICP41 Ti % 0.01	ME-ICP41 Tl ppm 10	ME-ICP41 U ppm 10	ME-ICP41 V ppm 1	ME-ICP41 W ppm 10	ME-ICP41 Zn ppm 2	Au-AA25 Au ppm 0.01	Au-GRA21 Au ppm 0.05	Ag-GRA21 Ag ppm 5	Cu-AA46 Cu % 0.001
L559261		<0.01	<10	<10	7	<10	38	<0.01			
L559262		<0.01	<10	<10	8	<10	169	<0.01			
L559263		<0.01	<10	<10	7	<10	28	<0.01			
L559264		<0.01	<10	<10	9	<10	37	<0.01			
L559265		<0.01	<10	<10	11	<10	46	<0.01			
L559266		<0.01	<10	<10	10	<10	90	0.03			
L559267		<0.01	<10	<10	10	<10	217	0.02			
L559268		<0.01	<10	<10	11	<10	56	0.01			
L559269											
L559270		<0.01	<10	<10	8	<10	221	0.03			
L559271		<0.01	<10	10	<1	<10	<2	<0.01			
L559272		0.09	<10	<10	87	<10	2610	0.36			
L559273		<0.01	<10	<10	9	<10	72	<0.01			
L559274		<0.01	<10	<10	9	<10	63	<0.01			
L559275		<0.01	<10	<10	13	<10	62	<0.01			
L559276		<0.01	<10	<10	7	<10	65	<0.01			
L559277		<0.01	<10	<10	10	<10	60	0.01			
L559278		<0.01	<10	<10	12	<10	32	0.01			
L559279		<0.01	<10	<10	4	<10	42	0.02			
L559280		<0.01	<10	<10	11	<10	37	0.01			
L559281		<0.01	<10	<10	11	<10	59	<0.01			
L559282		<0.01	<10	<10	11	<10	34	<0.01			
L559283		<0.01	<10	<10	10	<10	66	0.01			
L559284		<0.01	<10	<10	6	<10	398	0.01			
L559285		0.01	<10	<10	61	<10	456	0.01			
L559286		<0.01	<10	<10	5	<10	991	0.01			
L559287		<0.01	<10	<10	4	<10	2420	0.01			
L559288		<0.01	<10	<10	4	<10	4030	0.01			
L559289		<0.01	<10	<10	6	<10	627	0.01			
L559290		<0.01	<10	<10	4	<10	524	0.02			
L559291		<0.01	<10	<10	3	<10	579	0.04			
L559292		<0.01	<10	10	<1	<10	2	<0.01			
L559293		0.11	<10	<10	76	20	8720	1.39			2.51
L559294		<0.01	<10	<10	5	<10	3790	0.04			
L559351		0.02	<10	<10	81	<10	95	<0.01			
L559352		0.04	<10	<10	106	<10	105	<0.01			
L559353		0.01	<10	<10	64	<10	67	<0.01			
L559354		<0.01	<10	<10	26	<10	41	<0.01			
L559355		<0.01	<10	<10	26	<10	51	<0.01			
L559356		<0.01	<10	<10	20	<10	41	0.01			

ALS Canada Ltd.

2103 Dollarton Hwy
North Vancouver BC V7H 0A7
Phone: 604 984 0221 Fax: 604 984 0218 www.alsglobal.com

To: **EQUITY EXPLORATION CONSULTANTS LTD.**
SUITE 200, 900 WEST HASTINGS STREET
VANCOUVER BC V6C 1E5

Finalized Date: 9-JUL-2011
Account: EIABRX

CERTIFICATE WH11118890

Project: BRX11-01

P.O. No.: BRX11-01_2

This report is for 159 Drill Core samples submitted to our lab in Whitehorse, YT, Canada on 28-JUN-2011.

The following have access to data associated with this certificate:

HENRY AWMACK EQUITY ENG EMAIL RYAN TOOLE	DARCY BAKER TOBY HUGHES	WANDA CARTER SORIN POSESCU

SAMPLE PREPARATION

ALS CODE	DESCRIPTION
WEI-21	Received Sample Weight
LOG-24	Pulp Login - Rcd w/o Barcode
LOG-22	Sample login - Rcd w/o BarCode
LOG-22d	Sample login - Rcd w/o BarCode dup
SPL-21d	Split sample - duplicate
PUL-31d	Pulverize Split - duplicate
CRU-QC	Crushing QC Test
PUL-QC	Pulverizing QC Test
CRU-31	Fine crushing - 70% <2mm
SPL-21	Split sample - riffle splitter
PUL-31	Pulverize split to 85% <75 um

ANALYTICAL PROCEDURES

ALS CODE	DESCRIPTION	INSTRUMENT
Ag-GRA21	Ag 30g FA-GRAV finish	WST-SIM
Cu-AA46	Ore grade Cu - aqua regia/AA	AAS
Pb-AA46	Ore grade Pb - aqua regia/AA	AAS
Zn-AA46	Ore grade Zn - aqua regia/AA	AAS
ME-ICP41	35 Element Aqua Regia ICP-AES	ICP-AES
Au-AA25	Ore Grade Au 30g FA AA finish	AAS
Au-GRA21	Au 30g FA-GRAV finish	WST-SIM

To: **EQUITY EXPLORATION CONSULTANTS LTD.**
ATTN: WANDA CARTER
SUITE 200, 900 WEST HASTINGS STREET
VANCOUVER BC V6C 1E5

This is the Final Report and supersedes any preliminary report with this certificate number. Results apply to samples as submitted. All pages of this report have been checked and approved for release.

Signature:
Colin Ramshaw, Vancouver Laboratory Manager

ALS Canada Ltd.

2103 Dollarton Hwy
North Vancouver BC V7H 0A7
Phone: 604 984 0221 Fax: 604 984 0218 www.alsglobal.com

To: **EQUITY EXPLORATION CONSULTANTS LTD.**
SUITE 200, 900 WEST HASTINGS STREET
VANCOUVER BC V6C 1E5

Finalized Date: 9-JUL-2011
Account: EIABRX

Project: BRX11-01

CERTIFICATE OF ANALYSIS WH11118890

Sample Description	Method / Analyte / Units / LOR	WEI-21 Recvd Wt. kg 0.02	ME-ICP41 Ag ppm 0.2	ME-ICP41 Al % 0.01	ME-ICP41 As ppm 2	ME-ICP41 B ppm 10	ME-ICP41 Ba ppm 10	ME-ICP41 Be ppm 0.5	ME-ICP41 Bi ppm 2	ME-ICP41 Ca % 0.01	ME-ICP41 Cd ppm 0.5	ME-ICP41 Co ppm 1	ME-ICP41 Cr ppm 1	ME-ICP41 Cu ppm 1	ME-ICP41 Fe % 0.01	ME-ICP41 Ga ppm 10
L559295		4.83	0.5	1.28	28	<10	330	0.9	<2	0.56	<0.5	23	6	73	3.52	<10
L559296		7.82	<0.2	1.68	22	<10	240	0.9	<2	0.80	<0.5	29	11	94	4.03	<10
L559297		6.20	<0.2	1.94	25	<10	160	0.8	<2	0.99	<0.5	33	23	97	4.65	<10
L559298		6.80	<0.2	1.89	36	<10	220	0.8	<2	1.25	<0.5	54	19	99	4.88	<10
L559299		5.66	<0.2	1.90	52	<10	240	0.9	<2	0.71	<0.5	45	19	99	5.36	<10
L559300		6.80	<0.2	1.99	19	<10	220	0.8	<2	1.57	<0.5	45	21	89	4.56	<10
L559301		4.38	<0.2	2.19	25	<10	240	0.8	<2	1.87	<0.5	35	28	95	5.45	<10
L559302		7.31	0.7	0.96	33	<10	350	0.6	<2	1.25	<0.5	14	7	43	2.33	<10
L559303		6.51	0.2	1.50	12	<10	270	0.7	<2	1.62	<0.5	19	6	36	3.29	<10
L559304		2.32	0.7	1.46	13	<10	1060	0.6	<2	0.41	<0.5	9	3	39	3.19	<10
L559305		2.96	1.0	0.19	38	<10	70	<0.5	<2	0.03	<0.5	2	1	63	1.32	<10
L559306		6.30	1.7	0.77	38	<10	100	0.5	<2	0.27	3.2	4	1	67	2.06	<10
L559307		5.56	1.7	1.15	29	<10	440	0.5	<2	0.31	0.8	2	1	42	2.35	<10
L559308		3.80	2.4	1.91	19	<10	890	<0.5	<2	0.27	0.6	3	2	26	3.57	<10
L559309		4.28	0.9	1.81	26	<10	1120	0.7	<2	0.82	1.0	6	3	33	3.15	<10
L559310		3.86	0.7	3.29	897	<10	180	0.7	2	2.04	<0.5	3	9	29	7.01	10
L559311		1.27	2.1	2.77	1085	<10	110	0.5	3	2.04	5.9	3	6	47	6.43	10
L559312		1.33	1.4	0.98	1200	<10	100	0.6	<2	0.46	15.2	22	3	68	2.26	<10
L559313		1.20	1.6	0.87	1660	<10	90	0.6	<2	0.51	14.8	19	2	36	1.91	<10
L559314		0.71	<0.2	0.06	7	<10	10	<0.5	<2	>25.0	<0.5	1	<1	<1	0.04	<10
L559315		0.09	81.3	1.59	454	<10	30	<0.5	9	1.92	52.3	28	75	>10000	5.97	<10
L559316		3.58	0.4	0.75	286	<10	80	<0.5	<2	0.20	2.2	9	1	56	2.20	<10
L559317		7.00	1.2	0.62	248	<10	80	0.5	<2	0.32	5.0	8	1	12	2.73	<10
L559318		7.76	2.3	0.52	316	<10	60	0.5	<2	0.31	8.7	7	1	15	3.43	<10
L559319		6.68	1.0	0.53	328	<10	60	0.5	<2	0.30	5.0	8	1	10	3.87	<10
L559320		6.65	8.1	0.47	464	<10	60	<0.5	4	0.22	45.0	8	1	315	2.91	<10
L559321		5.96	7.8	0.38	360	<10	40	<0.5	11	0.20	2.8	8	2	325	3.90	<10
L559322		7.84	3.9	0.27	290	<10	20	<0.5	13	0.19	1.0	6	2	248	3.60	<10
L559323		4.02	3.9	0.31	234	<10	30	<0.5	10	0.23	<0.5	7	1	301	3.48	<10
L559324		3.25	>100	0.12	>10000	<10	10	<0.5	22	0.09	3.5	11	7	>10000	8.82	<10
L559325		3.22	32.2	0.25	2050	<10	10	<0.5	21	0.11	<0.5	9	9	6420	9.76	<10
L559326		3.64	>100	0.13	>10000	<10	10	<0.5	27	0.07	3.9	12	5	>10000	9.82	<10
L559327		1.45	6.2	0.29	268	<10	10	<0.5	17	0.13	<0.5	9	3	868	6.56	<10
L559328		1.50	5.7	0.56	339	<10	20	<0.5	7	0.25	15.4	10	1	435	5.75	<10
L559329		2.41	0.4	0.98	167	<10	160	0.7	<2	0.76	0.9	7	1	31	2.84	<10
L559330		2.83	0.2	0.75	98	<10	120	0.7	<2	1.86	<0.5	7	1	21	2.98	<10
L559331		4.54	0.2	0.81	65	<10	140	0.5	<2	2.45	<0.5	6	2	13	1.84	<10
L559332		5.98	<0.2	0.92	83	<10	100	0.6	<2	1.38	<0.5	6	1	13	3.29	<10
L559333		5.50	<0.2	0.62	156	<10	100	0.8	<2	0.61	<0.5	7	<1	12	3.15	<10
L559334		5.36	4.0	0.57	259	<10	70	0.5	3	0.28	9.2	8	1	52	3.27	<10

ALS Canada Ltd.
2103 Dollarton Hwy
North Vancouver BC V7H 0A7
Phone: 604 984 0221 Fax: 604 984 0218 www.alsglobal.com

To: **EQUITY EXPLORATION CONSULTANTS LTD.**
SUITE 200, 900 WEST HASTINGS STREET
VANCOUVER BC V6C 1E5

Finalized Date: 9-JUL-2011
Account: EIABRX

Project: BRX11-01

CERTIFICATE OF ANALYSIS WH11118890

Sample Description	Method	ME-ICP41	ME-ICP41	ME-ICP41	ME-ICP41	ME-ICP41	ME-ICP41	ME-ICP41	ME-ICP41	ME-ICP41	ME-ICP41	ME-ICP41	ME-ICP41	ME-ICP41	ME-ICP41	ME-ICP41
	Analyte	Hg	K	La	Mg	Mn	Mo	Na	Ni	P	Pb	S	Sb	Sc	Sr	Th
	Units	ppm	%	ppm	%	ppm	ppm	%	ppm	ppm	ppm	%	ppm	ppm	ppm	ppm
	LOR	1	0.01	10	0.01	5	1	0.01	1	10	2	0.01	2	1	1	20
L559295		<1	0.26	20	0.16	888	2	0.03	21	1710	22	0.08	2	5	39	<20
L559296		<1	0.28	20	0.24	755	2	0.04	28	2140	14	0.16	4	7	53	<20
L559297		<1	0.26	20	0.30	865	2	0.03	49	2190	10	0.12	<2	6	60	<20
L559298		1	0.28	20	0.33	795	4	0.04	82	2190	13	0.66	3	6	83	<20
L559299		<1	0.25	20	0.33	871	4	0.03	66	2030	7	0.17	2	8	61	<20
L559300		<1	0.25	20	0.40	1030	1	0.03	75	2500	7	0.22	<2	8	122	<20
L559301		<1	0.27	20	0.47	1065	<1	0.03	63	2550	9	0.21	2	10	177	<20
L559302		<1	0.24	10	0.16	420	2	0.04	19	1480	30	0.46	5	4	128	<20
L559303		<1	0.22	10	0.32	1250	1	0.03	15	1570	44	0.27	<2	6	151	<20
L559304		<1	0.20	10	0.39	676	<1	0.02	4	1240	282	0.19	7	3	109	<20
L559305		<1	0.03	<10	0.01	16	2	0.01	<1	10	41	1.38	19	1	37	<20
L559306		<1	0.19	<10	0.11	121	1	0.02	2	620	285	1.00	14	1	1165	<20
L559307		<1	0.19	<10	0.19	216	<1	0.03	1	670	87	0.50	7	2	1220	<20
L559308		1	0.11	<10	0.40	641	<1	0.05	2	540	130	0.34	6	3	665	<20
L559309		<1	0.23	10	0.62	1450	<1	0.04	4	660	201	0.22	9	4	503	<20
L559310		<1	0.19	10	0.74	1230	1	0.05	6	720	196	0.53	7	6	433	<20
L559311		<1	0.12	<10	0.60	1510	1	0.06	2	520	176	1.34	7	6	412	<20
L559312		1	0.21	<10	0.11	180	1	0.05	16	110	96	1.65	12	2	341	<20
L559313		1	0.19	<10	0.10	161	1	0.05	16	120	108	1.41	8	2	348	<20
L559314		<1	0.01	<10	2.00	24	<1	0.02	<1	70	<2	0.05	2	<1	5360	20
L559315		2	0.36	10	1.38	739	1255	0.09	237	1190	7720	4.38	70	7	204	<20
L559316		<1	0.20	<10	0.22	263	1	0.02	2	260	35	2.15	3	1	188	<20
L559317		<1	0.23	10	0.12	202	<1	0.01	2	590	277	3.01	2	1	173	<20
L559318		<1	0.22	10	0.06	4490	<1	0.01	2	720	500	3.80	4	1	160	<20
L559319		<1	0.23	10	0.03	595	<1	0.01	1	750	280	4.38	4	1	157	<20
L559320		2	0.16	<10	0.02	36	<1	0.02	2	310	1925	3.51	54	1	203	<20
L559321		2	0.08	<10	0.02	29	<1	0.02	2	410	208	4.35	57	1	136	<20
L559322		2	0.06	<10	0.01	24	<1	0.02	2	560	130	4.01	46	1	80	<20
L559323		2	0.06	<10	0.01	29	<1	0.02	2	670	145	3.86	52	<1	93	<20
L559324		117	0.02	<10	<0.01	42	<1	0.01	3	290	193	>10.0	4910	<1	49	<20
L559325		26	0.06	<10	0.01	36	<1	0.02	4	230	79	>10.0	1010	<1	67	<20
L559326		97	0.03	<10	<0.01	39	<1	0.01	4	230	157	>10.0	7670	1	40	<20
L559327		1	0.07	<10	0.01	32	<1	0.02	3	350	58	7.68	41	<1	82	<20
L559328		1	0.17	<10	0.08	76	1	0.02	4	640	1055	6.35	30	1	91	<20
L559329		<1	0.23	20	0.25	5360	<1	0.03	3	930	143	1.64	6	2	110	<20
L559330		1	0.22	20	0.64	5920	<1	0.03	1	770	27	1.63	4	3	133	<20
L559331		<1	0.25	20	0.76	3460	<1	0.03	1	800	20	1.03	3	3	183	<20
L559332		<1	0.21	20	0.59	6180	<1	0.02	2	770	30	1.72	3	2	115	<20
L559333		<1	0.25	20	0.16	6230	<1	0.02	1	820	43	2.44	3	2	126	<20
L559334		<1	0.22	20	0.05	573	<1	0.02	2	800	365	3.58	10	1	166	<20

ALS Canada Ltd.

2103 Dollarton Hwy
North Vancouver BC V7H 0A7
Phone: 604 984 0221 Fax: 604 984 0218 www.alsglobal.com

To: **EQUITY EXPLORATION CONSULTANTS LTD.**
SUITE 200, 900 WEST HASTINGS STREET
VANCOUVER BC V6C 1E5

Finalized Date: 9-JUL-2011
Account: EIABRX

Project: BRX11-01

CERTIFICATE OF ANALYSIS WH11118890

Sample Description	Method / Analyte / Units / LOR	ME-ICP41 Ti % 0.01	ME-ICP41 Tl ppm 10	ME-ICP41 U ppm 10	ME-ICP41 V ppm 1	ME-ICP41 W ppm 10	ME-ICP41 Zn ppm 2	Au-AA25 Au ppm 0.01	Au-GRA21 Au ppm 0.05	Ag-GRA21 Ag ppm 5	Cu-AA46 Cu % 0.001	Pb-AA46 Pb % 0.001	Zn-AA46 Zn % 0.001
L559295		<0.01	<10	<10	33	<10	82	0.01					
L559296		<0.01	<10	<10	43	<10	67	<0.01					
L559297		<0.01	<10	<10	52	<10	49	<0.01					
L559298		<0.01	<10	<10	50	<10	56	<0.01					
L559299		<0.01	<10	<10	65	<10	75	<0.01					
L559300		<0.01	<10	<10	51	<10	63	0.01					
L559301		<0.01	<10	<10	69	<10	93	0.01					
L559302		<0.01	<10	<10	29	<10	53	0.02					
L559303		<0.01	<10	<10	43	<10	64	<0.01					
L559304		<0.01	<10	<10	33	<10	78	0.06					
L559305		<0.01	<10	<10	2	<10	12	0.08					
L559306		<0.01	<10	<10	10	<10	184	0.21					
L559307		<0.01	<10	<10	12	<10	79	0.15					
L559308		<0.01	<10	<10	26	<10	250	0.30					
L559309		<0.01	<10	<10	24	<10	139	0.05					
L559310		<0.01	<10	<10	44	<10	185	0.04					
L559311		<0.01	<10	<10	40	<10	311	0.09					
L559312		<0.01	<10	<10	12	<10	2100	0.10					
L559313		<0.01	<10	<10	10	<10	2400	0.05					
L559314		<0.01	<10	<10	2	<10	10	0.01					
L559315		0.11	<10	<10	77	40	8340	1.33			2.61		
L559316		<0.01	<10	<10	5	<10	450	0.02					
L559317		<0.01	<10	<10	4	<10	868	0.07					
L559318		<0.01	<10	<10	4	<10	1500	0.21					
L559319		<0.01	<10	<10	4	<10	816	0.12					
L559320		<0.01	<10	<10	4	<10	4050	0.27					
L559321		<0.01	<10	<10	3	<10	182	0.21					
L559322		<0.01	<10	<10	2	<10	156	0.05					
L559323		<0.01	<10	<10	2	<10	57	0.06					
L559324		<0.01	<10	<10	3	10	189	2.68		172	3.20		
L559325		<0.01	<10	<10	3	<10	74	0.90					
L559326		<0.01	<10	<10	3	10	200	1.59		204	4.68		
L559327		<0.01	<10	<10	2	<10	19	0.26					
L559328		<0.01	<10	<10	10	<10	1845	0.29					
L559329		<0.01	<10	<10	17	<10	344	0.04					
L559330		<0.01	<10	<10	15	<10	129	0.01					
L559331		<0.01	<10	<10	13	<10	54	0.01					
L559332		<0.01	<10	<10	16	<10	115	0.01					
L559333		<0.01	<10	<10	12	<10	142	0.01					
L559334		<0.01	<10	<10	5	<10	1135	0.51					

ALS Canada Ltd.

2103 Dollarton Hwy
North Vancouver BC V7H 0A7
Phone: 604 984 0221 Fax: 604 984 0218 www.alsglobal.com

To: **EQUITY EXPLORATION CONSULTANTS LTD.**
SUITE 200, 900 WEST HASTINGS STREET
VANCOUVER BC V6C 1E5

Finalized Date: 9-JUL-2011
Account: EIABRX

Project: BRX11-01

CERTIFICATE OF ANALYSIS WH11118890

Sample Description	Method	WEI-21	ME-ICP41	ME-ICP41	ME-ICP41	ME-ICP41	ME-ICP41	ME-ICP41	ME-ICP41	ME-ICP41	ME-ICP41	ME-ICP41	ME-ICP41	ME-ICP41	ME-ICP41	ME-ICP41
	Analyte	Recvd Wt.	Ag	Al	As	B	Ba	Be	Bi	Ca	Cd	Co	Cr	Cu	Fe	Ga
	Units	kg	ppm	%	ppm	ppm	ppm	ppm	ppm	%	ppm	ppm	ppm	ppm	%	ppm
	LOR	0.02	0.2	0.01	2	10	10	0.5	2	0.01	0.5	1	1	1	0.01	10
L559335		<0.02	4.1	0.60	247	<10	80	0.5	3	0.28	6.6	7	1	43	3.16	<10
L559336		0.91	<0.2	0.05	4	<10	10	<0.5	<2	>25.0	<0.5	1	<1	3	0.04	<10
L559337		0.09	51.4	1.16	97	<10	60	<0.5	<2	0.54	21.1	16	32	4290	4.63	<10
L559338		5.72	0.2	1.36	86	<10	100	<0.5	<2	0.37	<0.5	7	1	20	3.66	<10
L559339		5.36	0.7	1.04	182	<10	90	<0.5	<2	0.37	2.3	7	1	16	3.98	<10
L559340		5.03	3.0	0.86	167	<10	90	<0.5	2	0.28	11.9	8	1	42	3.16	<10
L559341		3.00	0.7	0.61	411	<10	60	<0.5	<2	0.28	1.3	11	1	14	4.40	<10
L559342		4.05	7.4	0.58	362	<10	60	0.5	<2	0.23	29.0	10	<1	255	3.61	<10
L559343		2.22	20.1	0.51	720	<10	60	<0.5	16	0.24	36.4	9	1	1990	4.19	<10
L559344		2.49	8.6	0.38	375	<10	20	<0.5	7	0.16	0.9	8	1	783	3.62	<10
L559345		2.20	2.9	0.34	162	<10	20	<0.5	5	0.22	<0.5	7	1	221	2.96	<10
L559346		2.80	3.2	0.31	223	<10	20	<0.5	5	0.20	0.7	7	2	255	3.75	<10
L559347		2.83	2.2	0.27	160	<10	30	<0.5	9	0.18	<0.5	7	1	136	3.41	<10
L559348		2.18	3.1	0.28	169	<10	40	<0.5	9	0.16	1.1	8	2	245	3.96	<10
L559349		1.24	7.1	0.24	303	<10	50	<0.5	6	0.15	1.9	11	3	528	4.37	<10
L559350		2.83	1.6	0.27	141	<10	20	<0.5	6	0.16	<0.5	8	3	44	3.11	<10
L559401		1.22	8.3	0.25	348	<10	30	<0.5	5	0.18	1.9	8	2	648	3.54	<10
L559402		0.89	<0.2	0.04	9	<10	<10	<0.5	<2	>25.0	<0.5	1	<1	6	0.04	<10
L559403		0.09	82.1	1.59	477	<10	20	<0.5	11	2.00	54.4	27	75	>10000	6.21	<10
L559404		2.65	3.0	0.25	142	<10	10	<0.5	5	0.18	1.0	8	3	66	3.32	<10
L559405		2.62	8.0	0.36	256	<10	20	<0.5	7	0.37	3.0	7	1	137	3.52	<10
L559406		2.80	4.3	0.34	218	<10	20	<0.5	12	0.20	1.8	8	2	111	3.49	<10
L559407		2.32	>100	0.29	3720	<10	10	<0.5	60	0.17	14.9	6	2	>10000	4.42	<10
L559408		2.86	9.6	0.25	366	<10	10	<0.5	7	0.17	4.6	7	2	559	4.03	<10
L559409		2.20	14.1	0.22	544	<10	10	<0.5	8	0.14	11.6	6	1	983	3.64	<10
L559410		2.47	6.5	0.21	318	<10	10	<0.5	9	0.10	5.3	7	1	326	4.04	<10
L559411		2.93	44.4	0.20	1405	<10	70	<0.5	19	0.13	24.4	5	4	3920	2.84	<10
L559412		2.93	4.0	0.24	242	<10	50	<0.5	5	0.19	2.5	6	3	234	3.30	<10
L559413		1.66	8.4	0.26	368	<10	10	<0.5	10	0.19	1.0	5	1	537	4.10	<10
L559414		2.14	24.7	0.20	964	<10	<10	<0.5	11	0.14	4.7	6	2	2500	3.12	<10
L559415		2.98	8.6	0.24	370	<10	10	<0.5	14	0.13	1.9	6	3	701	3.21	<10
L559416		2.94	19.0	0.30	532	<10	10	<0.5	25	0.19	2.7	7	3	1260	3.37	<10
L559417		2.95	>100	0.24	3710	<10	10	<0.5	408	0.11	6.1	9	3	>10000	8.74	<10
L559418		2.96	2.7	0.48	296	<10	20	<0.5	<2	0.21	17.7	8	1	63	2.77	<10
L559419		2.54	5.0	0.52	375	<10	40	<0.5	<2	0.22	53.3	8	1	121	3.13	<10
L559420		2.90	18.0	0.52	773	<10	40	<0.5	<2	0.18	129.5	12	1	1280	4.30	<10
L559421		<0.02	17.7	0.48	761	<10	40	<0.5	<2	0.19	131.5	13	1	1260	4.31	<10
L559422		0.70	<0.2	0.05	7	<10	<10	<0.5	<2	>25.0	<0.5	<1	<1	<1	0.05	<10
L559423		0.09	53.0	1.16	105	<10	60	<0.5	<2	0.55	22.4	16	33	4440	4.86	10
L559424		2.76	3.4	0.54	270	<10	50	<0.5	<2	0.18	21.9	9	1	43	3.51	<10

ALS Canada Ltd.

2103 Dollarton Hwy
North Vancouver BC V7H 0A7
Phone: 604 984 0221 Fax: 604 984 0218 www.alsglobal.com

To: **EQUITY EXPLORATION CONSULTANTS LTD.**
SUITE 200, 900 WEST HASTINGS STREET
VANCOUVER BC V6C 1E5

Finalized Date: 9-JUL-2011
Account: EIABRX

Project: BRX11-01

CERTIFICATE OF ANALYSIS WH11118890

Sample Description	Method	ME-ICP41	ME-ICP41	ME-ICP41	ME-ICP41	ME-ICP41	ME-ICP41	ME-ICP41	ME-ICP41	ME-ICP41	ME-ICP41	ME-ICP41	ME-ICP41	ME-ICP41	ME-ICP41	ME-ICP41
	Analyte	Hg	K	La	Mg	Mn	Mo	Na	Ni	P	Pb	S	Sb	Sc	Sr	Th
	Units	ppm	%	ppm	%	ppm	ppm	%	ppm	ppm	ppm	%	ppm	ppm	ppm	ppm
	LOR	1	0.01	10	0.01	5	1	0.01	1	10	2	0.01	2	1	1	20
L559335		<1	0.23	20	0.05	581	<1	0.02	2	800	298	3.43	7	1	165	<20
L559336		<1	0.01	<10	2.08	29	<1	0.01	<1	40	<2	0.10	3	<1	5610	20
L559337		1	0.55	10	0.69	471	176	0.04	25	880	2150	2.58	64	7	40	<20
L559338		<1	0.22	20	0.44	10700	<1	0.03	2	830	56	1.10	2	2	149	<20
L559339		<1	0.21	10	0.27	5390	<1	0.03	2	800	166	2.71	3	1	159	<20
L559340		<1	0.20	<10	0.12	549	<1	0.05	2	720	772	2.86	6	1	194	<20
L559341		<1	0.22	10	0.05	210	<1	0.05	4	810	71	4.74	5	1	167	<20
L559342		1	0.21	<10	0.02	36	<1	0.07	2	560	1205	4.24	54	1	204	<20
L559343		1	0.16	<10	0.02	30	<1	0.09	3	600	832	5.01	407	1	242	<20
L559344		1	0.08	<10	0.01	29	<1	0.06	3	480	135	4.04	140	<1	128	<20
L559345		<1	0.07	<10	0.01	23	<1	0.07	2	740	152	3.31	43	<1	144	<20
L559346		<1	0.06	<10	0.01	29	<1	0.05	2	740	38	4.16	53	<1	99	<20
L559347		<1	0.05	<10	0.01	26	<1	0.05	3	650	44	3.78	27	<1	95	<20
L559348		1	0.05	<10	0.01	35	<1	0.05	2	590	66	4.31	42	<1	97	<20
L559349		1	0.05	<10	<0.01	36	<1	0.05	4	550	79	4.76	97	<1	93	<20
L559350		<1	0.05	<10	<0.01	37	1	0.06	2	570	46	3.34	5	<1	95	<20
L559401		<1	0.06	<10	0.01	34	1	0.06	5	680	117	3.67	138	<1	107	<20
L559402		<1	<0.01	<10	2.08	28	<1	0.01	1	50	<2	0.08	<2	<1	4750	20
L559403		3	0.37	10	1.44	771	1275	0.10	234	1250	7960	4.23	74	7	214	<20
L559404		<1	0.05	<10	0.01	39	1	0.06	3	630	51	3.62	11	<1	102	<20
L559405		<1	0.08	<10	0.01	33	1	0.11	2	740	60	3.73	31	1	182	<20
L559406		<1	0.07	<10	0.01	36	<1	0.10	2	690	45	3.63	24	<1	139	<20
L559407		4	0.05	<10	0.01	35	1	0.06	3	600	393	5.06	2020	1	118	<20
L559408		<1	0.04	<10	<0.01	32	1	0.05	3	650	306	4.19	92	<1	102	<20
L559409		<1	0.03	<10	<0.01	34	1	0.05	2	510	184	3.80	184	<1	86	<20
L559410		<1	0.03	<10	<0.01	33	<1	0.04	2	360	70	4.21	64	<1	68	<20
L559411		4	0.02	<10	<0.01	39	<1	0.04	2	500	89	3.02	801	<1	71	<20
L559412		<1	0.04	<10	<0.01	37	1	0.06	2	720	208	3.41	41	<1	112	<20
L559413		<1	0.04	<10	0.01	45	<1	0.05	1	720	428	4.25	92	<1	116	<20
L559414		1	0.03	<10	<0.01	34	<1	0.04	2	510	339	3.34	489	<1	83	<20
L559415		<1	0.04	<10	<0.01	41	<1	0.05	2	490	352	3.24	134	<1	84	<20
L559416		<1	0.05	<10	0.01	40	1	0.07	6	640	270	3.58	259	1	136	<20
L559417		5	0.05	<10	<0.01	42	<1	0.05	4	390	696	>10.0	2680	1	89	<20
L559418		1	0.16	<10	0.02	32	<1	0.12	3	580	1000	3.15	13	1	233	<20
L559419		1	0.19	<10	0.02	42	<1	0.11	2	630	3140	3.60	23	1	226	<20
L559420		1	0.19	<10	0.02	44	<1	0.12	4	450	2070	5.23	268	1	219	<20
L559421		1	0.17	<10	0.02	41	<1	0.12	4	450	2000	5.53	248	1	222	<20
L559422		<1	0.01	<10	1.67	22	<1	0.01	2	50	7	0.08	2	<1	5300	20
L559423		1	0.57	10	0.72	499	180	0.04	24	940	2200	2.54	64	7	39	<20
L559424		<1	0.23	<10	0.02	39	<1	0.11	2	390	925	3.82	<2	1	197	<20

ALS Canada Ltd.

2103 Dollarton Hwy
North Vancouver BC V7H 0A7
Phone: 604 984 0221 Fax: 604 984 0218 www.alsglobal.com

To: **EQUITY EXPLORATION CONSULTANTS LTD.**
SUITE 200, 900 WEST HASTINGS STREET
VANCOUVER BC V6C 1E5

Finalized Date: 9-JUL-2011
Account: EIABRX

Project: BRX11-01

CERTIFICATE OF ANALYSIS WH11118890

Sample Description	Method / Analyte / Units / LOR	ME-ICP41 Ti % 0.01	ME-ICP41 Tl ppm 10	ME-ICP41 U ppm 10	ME-ICP41 V ppm 1	ME-ICP41 W ppm 10	ME-ICP41 Zn ppm 2	Au-AA25 Au ppm 0.01	Au-GRA21 Au ppm 0.05	Ag-GRA21 Ag ppm 5	Cu-AA46 Cu % 0.001	Pb-AA46 Pb % 0.001	Zn-AA46 Zn % 0.001
L559335		<0.01	<10	<10	5	<10	859	0.32					
L559336		<0.01	<10	<10	1	<10	5	0.01					
L559337		0.09	<10	<10	89	10	2540	0.37					
L559338		<0.01	<10	<10	19	<10	213	0.02					
L559339		<0.01	<10	<10	11	<10	661	0.04					
L559340		<0.01	<10	<10	8	<10	1720	0.03					
L559341		<0.01	<10	<10	6	<10	677	0.05					
L559342		<0.01	<10	<10	5	<10	2950	0.35					
L559343		<0.01	<10	10	4	<10	3290	0.41					
L559344		<0.01	<10	<10	3	<10	97	0.18					
L559345		<0.01	<10	<10	3	<10	43	0.04					
L559346		<0.01	<10	<10	3	<10	43	0.04					
L559347		<0.01	<10	<10	2	<10	21	0.04					
L559348		<0.01	<10	<10	2	<10	36	0.14					
L559349		<0.01	<10	<10	2	<10	73	0.21					
L559350		<0.01	<10	<10	2	<10	6	0.07					
L559401		<0.01	<10	<10	2	<10	96	0.17					
L559402		<0.01	<10	10	1	<10	2	<0.01					
L559403		0.11	<10	<10	77	40	8710	1.38			2.54		
L559404		<0.01	<10	<10	3	<10	20	0.10					
L559405		<0.01	<10	<10	3	<10	32	0.05					
L559406		<0.01	<10	<10	3	<10	22	0.04					
L559407		<0.01	<10	<10	3	<10	271	0.61		132	1.030		
L559408		<0.01	<10	<10	2	<10	21	0.22					
L559409		<0.01	<10	<10	2	<10	52	0.27					
L559410		<0.01	<10	<10	2	<10	29	0.10					
L559411		<0.01	<10	<10	2	<10	262	0.27					
L559412		<0.01	<10	<10	2	<10	24	0.10					
L559413		<0.01	<10	<10	2	<10	33	0.24					
L559414		<0.01	<10	<10	2	<10	231	0.28					
L559415		<0.01	<10	<10	2	<10	62	0.16					
L559416		<0.01	<10	<10	2	<10	968	0.26					
L559417		<0.01	<10	<10	3	<10	963	2.18		248	1.125		
L559418		<0.01	<10	<10	4	<10	1490	0.14					
L559419		<0.01	<10	<10	4	10	5680	0.14					
L559420		<0.01	<10	<10	5	<10	>10000	0.51					1.230
L559421		<0.01	<10	<10	4	<10	>10000	0.45					1.255
L559422		<0.01	<10	<10	<1	<10	25	<0.01					
L559423		0.09	10	<10	91	10	2680	0.33					
L559424		<0.01	<10	<10	5	<10	2140	0.32					

ALS Canada Ltd.

2103 Dollarton Hwy
North Vancouver BC V7H 0A7
Phone: 604 984 0221 Fax: 604 984 0218 www.alsglobal.com

To: **EQUITY EXPLORATION CONSULTANTS LTD.**
SUITE 200, 900 WEST HASTINGS STREET
VANCOUVER BC V6C 1E5

Finalized Date: 9-JUL-2011
Account: EIABRX

Project: BRX11-01

CERTIFICATE OF ANALYSIS WH11118890

Sample Description	Method / Analyte / Units / LOR	WEI-21 Recvd Wt. kg 0.02	ME-ICP41 Ag ppm 0.2	ME-ICP41 Al % 0.01	ME-ICP41 As ppm 2	ME-ICP41 B ppm 10	ME-ICP41 Ba ppm 10	ME-ICP41 Be ppm 0.5	ME-ICP41 Bi ppm 2	ME-ICP41 Ca % 0.01	ME-ICP41 Cd ppm 0.5	ME-ICP41 Co ppm 1	ME-ICP41 Cr ppm 1	ME-ICP41 Cu ppm 1	ME-ICP41 Fe % 0.01	ME-ICP41 Ga ppm 10
L559425		2.80	1.9	0.60	206	<10	60	<0.5	<2	0.29	12.5	9	1	17	3.85	<10
L559426		2.99	2.0	0.50	256	<10	40	<0.5	<2	0.18	21.0	7	1	23	2.93	<10
L559427		1.19	8.1	0.28	224	<10	10	<0.5	11	0.20	3.9	7	1	269	4.12	<10
L559428		2.85	86.0	0.21	2730	<10	10	<0.5	130	0.21	43.2	18	4	8410	10.65	<10
L559429		2.13	31.6	0.24	532	<10	10	<0.5	51	0.18	9.0	8	3	1690	6.58	<10
L559430		2.85	6.3	0.23	246	<10	<10	<0.5	2	0.15	5.6	8	2	154	2.64	<10
L559431		2.80	15.3	0.26	647	<10	10	<0.5	20	0.20	66.6	8	3	1400	2.75	<10
L559432		2.14	9.6	0.23	417	<10	<10	<0.5	14	0.18	37.4	8	3	885	4.08	<10
L559433		2.87	6.2	0.43	337	<10	30	<0.5	5	0.18	18.5	7	2	312	3.58	<10
L559434		2.89	7.1	0.51	381	<10	40	<0.5	<2	0.10	44.1	8	1	181	2.84	<10
L559435		3.42	2.9	0.46	340	<10	40	<0.5	<2	0.13	14.5	8	1	29	2.96	<10
L559436		3.02	10.4	0.46	293	<10	50	<0.5	9	0.18	30.5	8	2	156	3.72	<10
L559437		2.44	5.0	0.52	309	<10	60	<0.5	<2	0.08	28.7	9	1	19	3.64	<10
L559438		1.71	1.2	0.57	239	<10	70	0.5	<2	0.21	2.3	9	1	12	2.91	<10
L559439		2.52	<0.2	0.62	73	<10	100	0.6	<2	0.46	<0.5	8	1	8	1.81	<10
L559440		2.56	<0.2	0.58	132	<10	100	0.7	<2	0.61	<0.5	6	<1	8	3.16	<10
L559441		2.71	0.2	0.58	128	<10	110	0.6	<2	0.53	0.5	6	<1	9	3.28	<10
L559442		2.96	0.4	0.53	222	<10	70	0.5	<2	0.31	0.7	7	<1	11	3.49	<10
L559443		0.02	<0.2	0.06	5	<10	<10	<0.5	<2	>25.0	<0.5	<1	<1	<1	0.05	<10
L559444		0.10	82.2	1.58	469	<10	20	<0.5	15	1.96	53.3	27	76	>10000	6.10	<10
L559445		2.27	2.5	0.50	312	<10	50	<0.5	4	0.26	10.7	9	2	339	3.26	<10
L559446		2.38	31.2	0.52	1235	<10	20	<0.5	27	0.76	21.8	11	1	3380	3.79	<10
L559447		2.85	0.7	0.72	326	<10	20	0.5	<2	3.88	<0.5	7	<1	29	3.25	<10
L559448		2.82	0.3	0.67	272	<10	90	0.5	<2	3.32	<0.5	6	<1	18	2.78	<10
L559449		2.57	<0.2	0.99	152	<10	160	<0.5	<2	3.85	<0.5	5	1	9	2.35	<10
L559450		2.65	1.2	0.74	263	<10	120	0.6	<2	3.94	0.9	6	1	19	2.48	<10
L559451		2.75	0.4	0.64	308	<10	120	0.5	<2	3.22	<0.5	6	<1	12	2.25	<10
L559452		2.78	0.9	0.82	300	<10	100	0.6	<2	1.47	6.1	7	<1	13	2.65	<10
L559453		2.59	0.8	0.67	247	<10	80	0.7	<2	4.07	0.8	6	<1	13	3.10	<10
L559454		3.08	<0.2	0.80	164	<10	120	0.5	<2	3.94	<0.5	6	1	10	2.67	<10
L559455		2.02	<0.2	0.77	154	<10	100	<0.5	<2	3.68	<0.5	5	1	7	2.19	<10
L559456		3.28	<0.2	0.69	147	<10	100	0.5	<2	4.04	<0.5	5	1	11	2.45	<10
L559457		5.74	<0.2	0.85	204	<10	110	0.5	<2	3.76	<0.5	5	1	11	2.76	<10
L559458		5.83	<0.2	1.14	125	<10	180	<0.5	<2	3.73	<0.5	5	2	8	2.44	<10
L559459		5.87	0.4	0.82	148	<10	170	<0.5	<2	3.39	<0.5	5	1	11	2.26	<10
L559460		5.29	0.7	0.66	226	<10	50	0.6	<2	3.41	8.9	6	1	12	3.00	<10
L559461		6.26	0.2	0.55	179	<10	100	0.6	<2	3.17	<0.5	5	1	9	2.40	<10
L559462		2.47	6.7	0.56	270	<10	30	0.6	<2	1.36	87.8	5	1	24	3.49	<10
L559463		1.20	0.3	0.62	195	<10	80	0.5	<2	2.06	<0.5	6	8	15	2.62	<10
L559464		1.36	0.3	0.64	211	<10	70	0.5	<2	2.06	<0.5	5	1	11	2.54	<10

ALS Canada Ltd.

2103 Dollarton Hwy
North Vancouver BC V7H 0A7
Phone: 604 984 0221 Fax: 604 984 0218 www.alsglobal.com

To: **EQUITY EXPLORATION CONSULTANTS LTD.**
SUITE 200, 900 WEST HASTINGS STREET
VANCOUVER BC V6C 1E5

Finalized Date: 9-JUL-2011
Account: EIABRX

Project: BRX11-01

CERTIFICATE OF ANALYSIS WH11118890

Sample Description	Method	ME-ICP41	ME-ICP41	ME-ICP41	ME-ICP41	ME-ICP41	ME-ICP41	ME-ICP41	ME-ICP41	ME-ICP41	ME-ICP41	ME-ICP41	ME-ICP41	ME-ICP41	ME-ICP41	ME-ICP41
	Analyte	Hg	K	La	Mg	Mn	Mo	Na	Ni	P	Pb	S	Sb	Sc	Sr	Th
	Units	ppm	%	ppm	%	ppm	ppm	%	ppm	ppm	ppm	%	ppm	ppm	ppm	ppm
	LOR	1	0.01	10	0.01	5	1	0.01	1	10	2	0.01	2	1	1	20
L559425		<1	0.25	<10	0.02	45	<1	0.12	4	770	952	4.15	2	1	205	<20
L559426		<1	0.18	<10	0.02	35	<1	0.12	2	480	802	3.21	3	1	209	<20
L559427		<1	0.05	<10	0.01	33	<1	0.06	3	750	236	4.32	25	1	106	<20
L559428		2	0.03	<10	<0.01	37	2	0.04	7	880	1440	>10.0	1850	1	105	<20
L559429		<1	0.03	<10	<0.01	36	1	0.05	3	740	539	7.39	260	1	100	<20
L559430		<1	0.03	<10	<0.01	27	1	0.05	3	610	272	2.72	29	1	93	<20
L559431		1	0.03	<10	<0.01	37	1	0.05	5	840	781	3.14	275	1	114	<20
L559432		<1	0.04	<10	<0.01	29	<1	0.06	3	700	530	4.36	149	1	92	<20
L559433		<1	0.15	<10	0.01	39	1	0.09	2	630	554	3.77	56	1	138	<20
L559434		1	0.22	<10	0.02	31	<1	0.12	2	210	3090	3.24	33	1	162	<20
L559435		<1	0.17	<10	0.01	36	<1	0.13	2	380	1840	3.18	3	1	152	<20
L559436		1	0.14	<10	0.01	27	1	0.13	3	590	1530	4.06	33	1	168	<20
L559437		<1	0.23	<10	0.02	43	<1	0.12	4	140	2620	4.04	<2	1	164	<20
L559438		<1	0.25	<10	0.02	33	<1	0.13	3	710	745	3.15	<2	1	189	<20
L559439		<1	0.26	10	0.17	2600	<1	0.13	2	930	31	1.10	<2	1	193	<20
L559440		<1	0.24	20	0.28	10300	<1	0.12	2	860	28	1.64	<2	2	185	<20
L559441		<1	0.25	20	0.29	12400	<1	0.11	2	790	31	1.54	<2	2	174	<20
L559442		<1	0.24	20	0.12	6600	3	0.10	3	710	119	3.06	<2	1	157	<20
L559443		<1	0.01	<10	1.75	60	<1	0.01	<1	50	<2	0.05	<2	<1	5110	20
L559444		2	0.37	10	1.42	758	1260	0.10	230	1230	7850	4.17	69	7	214	<20
L559445		1	0.15	<10	0.02	295	1	0.14	3	810	421	3.46	50	1	180	<20
L559446		1	0.17	10	0.07	1310	1	0.13	5	780	795	4.11	689	1	198	<20
L559447		<1	0.25	20	0.34	5790	<1	0.11	3	810	33	3.40	2	2	427	<20
L559448		<1	0.24	10	0.40	4890	<1	0.11	2	820	54	2.75	<2	2	398	<20
L559449		<1	0.25	20	0.44	2460	<1	0.11	1	790	17	1.79	<2	2	387	<20
L559450		<1	0.32	20	0.47	4860	<1	0.13	2	850	84	2.44	3	2	379	<20
L559451		<1	0.27	20	0.27	3580	<1	0.12	1	880	40	2.29	<2	2	314	<20
L559452		<1	0.31	20	0.21	1955	<1	0.12	3	870	273	2.72	<2	2	227	<20
L559453		<1	0.25	20	0.55	4730	2	0.11	1	750	150	3.11	<2	2	383	<20
L559454		<1	0.24	20	0.48	2050	<1	0.10	1	770	20	2.52	<2	2	387	<20
L559455		<1	0.24	20	0.36	1240	<1	0.09	1	770	11	2.00	<2	2	280	<20
L559456		<1	0.25	20	0.49	2360	1	0.10	2	790	19	2.40	<2	2	319	<20
L559457		<1	0.26	20	0.59	1835	<1	0.10	1	790	38	2.57	<2	2	297	<20
L559458		<1	0.26	20	0.58	1605	<1	0.11	2	790	12	1.53	<2	2	365	<20
L559459		<1	0.22	20	0.57	2770	<1	0.10	<1	790	48	1.72	<2	2	322	<20
L559460		<1	0.28	20	0.58	3780	1	0.11	2	800	480	3.06	<2	2	290	<20
L559461		<1	0.24	20	0.45	2800	1	0.11	1	810	69	2.48	<2	2	283	<20
L559462		1	0.27	20	0.35	1905	<1	0.09	2	770	>10000	4.27	<2	1	188	<20
L559463		<1	0.23	20	0.53	2440	<1	0.10	3	790	53	2.73	<2	2	260	<20
L559464		<1	0.25	20	0.51	2380	<1	0.10	1	800	59	2.64	<2	2	257	<20

ALS Canada Ltd.
2103 Dollarton Hwy
North Vancouver BC V7H 0A7
Phone: 604 984 0221 Fax: 604 984 0218 www.alsglobal.com

To: **EQUITY EXPLORATION CONSULTANTS LTD.**
SUITE 200, 900 WEST HASTINGS STREET
VANCOUVER BC V6C 1E5

Finalized Date: 9-JUL-2011
Account: EIABRX

Project: BRX11-01

CERTIFICATE OF ANALYSIS WH11118890

Sample Description	Method / Analyte / Units / LOR	ME-ICP41 Ti % 0.01	ME-ICP41 Tl ppm 10	ME-ICP41 U ppm 10	ME-ICP41 V ppm 1	ME-ICP41 W ppm 10	ME-ICP41 Zn ppm 2	Au-AA25 Au ppm 0.01	Au-GRA21 Au ppm 0.05	Ag-GRA21 Ag ppm 5	Cu-AA46 Cu % 0.001	Pb-AA46 Pb % 0.001	Zn-AA46 Zn % 0.001
L559425		<0.01	<10	<10	5	<10	1430	0.07					
L559426		<0.01	<10	<10	5	<10	2250	0.13					
L559427		<0.01	<10	<10	3	<10	124	0.45					
L559428		<0.01	<10	<10	2	10	3130	3.71	3.18				
L559429		<0.01	<10	<10	3	<10	357	1.28					
L559430		<0.01	<10	<10	2	<10	226	1.13					
L559431		<0.01	<10	<10	3	10	6450	0.68					
L559432		<0.01	<10	<10	2	<10	912	0.56					
L559433		<0.01	<10	<10	4	<10	1380	0.31					
L559434		<0.01	<10	<10	4	10	4650	0.50					
L559435		<0.01	<10	<10	4	<10	2130	0.39					
L559436		<0.01	<10	<10	4	<10	2650	1.69					
L559437		<0.01	<10	<10	4	10	4400	2.30					
L559438		<0.01	<10	<10	4	<10	1445	0.81					
L559439		<0.01	<10	<10	8	<10	626	<0.01					
L559440		<0.01	<10	<10	13	<10	205	0.02					
L559441		<0.01	<10	<10	14	<10	371	0.03					
L559442		<0.01	<10	<10	7	<10	295	0.25					
L559443		<0.01	<10	10	2	<10	3	<0.01					
L559444		0.10	<10	<10	77	40	8580	1.27			2.46		
L559445		<0.01	<10	<10	4	<10	770	0.21					
L559446		<0.01	<10	<10	5	<10	990	2.93					
L559447		<0.01	<10	<10	11	<10	81	0.03					
L559448		<0.01	<10	<10	10	<10	103	0.03					
L559449		<0.01	<10	<10	12	<10	56	0.01					
L559450		<0.01	<10	<10	12	<10	158	0.03					
L559451		<0.01	<10	<10	9	<10	73	0.01					
L559452		<0.01	<10	<10	9	<10	815	0.04					
L559453		<0.01	<10	<10	8	<10	216	0.04					
L559454		<0.01	<10	<10	9	<10	72	0.01					
L559455		<0.01	<10	<10	9	<10	47	0.01					
L559456		<0.01	<10	<10	9	<10	32	<0.01					
L559457		<0.01	<10	<10	10	<10	65	<0.01					
L559458		<0.01	<10	<10	18	<10	46	0.01					
L559459		<0.01	<10	<10	12	<10	153	0.02					
L559460		<0.01	<10	<10	7	<10	983	0.04					
L559461		<0.01	<10	<10	8	<10	92	0.01					
L559462		<0.01	<10	<10	6	10	7830	0.14				1.270	
L559463		<0.01	<10	<10	9	<10	75	0.01					
L559464		<0.01	<10	<10	7	<10	88	0.01					

ALS Canada Ltd.

2103 Dollarton Hwy
North Vancouver BC V7H 0A7
Phone: 604 984 0221 Fax: 604 984 0218 www.alsglobal.com

To: **EQUITY EXPLORATION CONSULTANTS LTD.**
SUITE 200, 900 WEST HASTINGS STREET
VANCOUVER BC V6C 1E5

Finalized Date: 9-JUL-2011
Account: EIABRX

Project: BRX11-01

CERTIFICATE OF ANALYSIS WH11118890

Sample Description	Method / Analyte / Units / LOR	WEI-21 Recvd Wt. kg 0.02	ME-ICP41 Ag ppm 0.2	ME-ICP41 Al % 0.01	ME-ICP41 As ppm 2	ME-ICP41 B ppm 10	ME-ICP41 Ba ppm 10	ME-ICP41 Be ppm 0.5	ME-ICP41 Bi ppm 2	ME-ICP41 Ca % 0.01	ME-ICP41 Cd ppm 0.5	ME-ICP41 Co ppm 1	ME-ICP41 Cr ppm 1	ME-ICP41 Cu ppm 1	ME-ICP41 Fe % 0.01	ME-ICP41 Ga ppm 10
L559465		0.79	<0.2	0.05	6	<10	<10	<0.5	<2	>25.0	<0.5	1	<1	<1	0.04	<10
L559466		0.10	50.6	1.11	97	<10	50	<0.5	<2	0.51	20.8	15	31	4230	4.55	10
L559467		2.94	0.3	0.62	207	<10	40	0.5	<2	2.49	<0.5	6	1	30	2.64	<10
L559468		1.91	0.5	0.56	160	<10	10	0.5	<2	3.89	0.6	5	<1	16	3.73	<10
L559469		6.06	0.2	0.71	183	<10	130	<0.5	<2	3.32	<0.5	6	1	11	2.25	<10
L559470		5.92	0.2	0.60	189	<10	110	0.5	<2	3.98	<0.5	5	1	6	2.48	<10
L559471		6.39	0.3	0.77	144	<10	30	0.5	<2	3.74	0.5	5	1	7	2.61	<10
L559472		6.14	0.4	0.89	169	<10	40	0.5	<2	2.99	<0.5	5	1	9	2.69	<10
L559473		5.54	<0.2	0.84	107	<10	120	<0.5	<2	3.41	<0.5	5	1	12	2.43	<10
L559474		5.51	0.3	0.98	137	<10	130	0.5	<2	3.17	0.5	5	1	9	2.61	<10
L559475		2.79	1.1	0.88	177	<10	110	0.5	2	2.94	10.4	6	1	12	2.44	<10
L559476		5.50	<0.2	1.29	20	<10	210	<0.5	<2	3.51	<0.5	5	2	8	2.52	<10
L559477		6.28	4.2	1.06	97	<10	180	<0.5	3	3.19	0.8	5	2	73	2.56	<10
L559478		5.40	<0.2	0.88	93	<10	120	<0.5	<2	3.62	<0.5	5	2	6	2.29	<10
L559479		5.88	0.3	1.33	150	<10	170	0.5	<2	3.93	<0.5	5	2	8	2.55	<10
L559480		11.98	<0.2	1.30	35	<10	180	<0.5	<2	3.31	<0.5	5	2	6	2.54	<10
L559481		5.72	<0.2	1.05	52	<10	160	<0.5	<2	2.73	<0.5	5	2	7	2.40	<10
L559482		5.38	<0.2	1.23	51	<10	210	<0.5	<2	3.13	<0.5	5	2	10	2.52	<10
L559483		4.50	<0.2	1.25	124	<10	140	<0.5	<2	3.35	<0.5	7	3	12	2.99	<10
L559484		5.64	<0.2	1.00	53	<10	200	<0.5	<2	3.26	<0.5	6	2	19	2.46	<10
L559485		6.06	<0.2	0.85	121	<10	170	<0.5	<2	3.37	<0.5	6	2	25	2.46	<10
L559486		0.73	1.6	0.05	<2	<10	10	<0.5	<2	>25.0	<0.5	<1	1	<1	0.05	<10
L559487		0.10	85.0	1.66	474	<10	40	<0.5	11	2.07	55.7	27	78	>10000	6.22	<10
L559488		6.09	<0.2	0.83	84	<10	20	<0.5	<2	3.78	<0.5	5	1	18	2.52	<10
L559489		5.34	0.4	0.93	86	<10	130	<0.5	<2	2.54	<0.5	6	2	15	2.62	<10
L559490		6.14	0.4	1.04	67	<10	140	<0.5	<2	2.54	<0.5	5	2	14	2.53	<10
L559491		5.15	<0.2	0.92	58	<10	150	<0.5	<2	2.93	<0.5	5	1	16	2.55	<10
L559492		5.44	<0.2	0.95	64	<10	150	<0.5	<2	3.18	<0.5	6	2	12	2.57	<10
L559493		5.77	<0.2	0.93	40	<10	150	<0.5	<2	3.35	<0.5	6	1	7	2.57	<10
L559494		6.01	<0.2	1.12	33	<10	190	<0.5	<2	3.57	<0.5	5	2	6	2.63	<10
L559495		5.63	<0.2	0.83	48	<10	150	<0.5	2	3.47	<0.5	6	1	11	2.71	<10
L559496		5.58	0.3	0.66	80	<10	100	0.5	<2	1.22	0.8	7	1	12	2.95	<10
L559497		4.43	4.1	0.53	115	<10	40	<0.5	4	0.24	9.7	8	1	80	2.95	<10
L559498		2.56	28.0	0.23	1015	<10	40	<0.5	14	0.08	7.8	7	6	3110	4.23	<10
L559499		2.74	17.1	0.47	470	<10	70	<0.5	8	0.18	13.9	7	2	1350	3.41	<10
L559500		2.83	0.3	0.73	142	<10	50	0.5	<2	0.40	1.8	8	1	20	3.04	<10
L559501		6.00	<0.2	0.96	94	<10	60	0.5	<2	2.85	<0.5	6	1	10	2.97	<10
L559502		5.66	0.2	1.01	60	<10	170	<0.5	<2	3.63	<0.5	6	2	22	2.82	<10
L559503		5.46	0.3	0.85	86	<10	140	<0.5	<2	3.78	<0.5	5	1	10	2.59	<10

ALS Canada Ltd.

2103 Dollarton Hwy
North Vancouver BC V7H 0A7
Phone: 604 984 0221 Fax: 604 984 0218 www.alsglobal.com

To: **EQUITY EXPLORATION CONSULTANTS LTD.**
SUITE 200, 900 WEST HASTINGS STREET
VANCOUVER BC V6C 1E5

Finalized Date: 9-JUL-2011
Account: EIABRX

Project: BRX11-01

CERTIFICATE OF ANALYSIS WH11118890

Sample Description	Method / Analyte / Units / LOR	ME-ICP41 Hg ppm 1	ME-ICP41 K % 0.01	ME-ICP41 La ppm 10	ME-ICP41 Mg % 0.01	ME-ICP41 Mn ppm 5	ME-ICP41 Mo ppm 1	ME-ICP41 Na % 0.01	ME-ICP41 Ni ppm 1	ME-ICP41 P ppm 10	ME-ICP41 Pb ppm 2	ME-ICP41 S % 0.01	ME-ICP41 Sb ppm 2	ME-ICP41 Sc ppm 1	ME-ICP41 Sr ppm 1	ME-ICP41 Th ppm 20
L559465		1	0.01	<10	2.02	30	<1	0.02	<1	50	<2	0.06	<2	<1	5700	30
L559466		<1	0.54	10	0.68	468	169	0.04	23	850	2090	2.37	61	7	38	<20
L559467		<1	0.27	20	0.22	2730	1	0.09	2	810	54	2.93	<2	1	227	<20
L559468		<1	0.26	20	1.18	5370	<1	0.09	2	700	108	3.93	<2	2	312	<20
L559469		<1	0.23	20	0.72	3160	<1	0.10	2	810	24	2.07	<2	2	255	<20
L559470		<1	0.23	20	0.22	2840	<1	0.10	1	800	34	2.75	<2	1	288	<20
L559471		<1	0.30	20	0.44	2930	<1	0.10	1	760	75	2.80	<2	1	306	<20
L559472		<1	0.28	20	0.64	2560	<1	0.09	1	770	18	2.81	<2	1	314	<20
L559473		<1	0.24	20	0.56	1640	1	0.06	5	800	18	2.42	<2	2	261	<20
L559474		<1	0.25	20	0.72	2340	<1	0.07	3	820	46	2.49	<2	2	290	<20
L559475		<1	0.26	20	0.50	1945	<1	0.07	2	840	637	2.35	<2	2	276	<20
L559476		<1	0.21	20	0.71	1050	<1	0.07	1	810	12	1.15	2	2	377	<20
L559477		<1	0.21	10	0.65	1545	<1	0.06	2	790	95	1.74	14	2	336	<20
L559478		<1	0.22	20	0.48	1515	1	0.06	1	790	16	1.95	<2	2	235	<20
L559479		<1	0.27	20	0.81	2190	<1	0.06	2	780	18	1.67	<2	2	287	<20
L559480		<1	0.24	10	0.80	855	<1	0.07	2	780	15	1.49	<2	2	402	<20
L559481		<1	0.24	10	0.64	692	<1	0.06	2	770	18	1.59	<2	2	325	<20
L559482		<1	0.28	10	0.56	866	<1	0.08	2	800	21	1.35	<2	3	338	<20
L559483		<1	0.21	10	0.93	932	1	0.06	3	830	28	2.30	<2	3	411	<20
L559484		<1	0.21	20	0.67	829	1	0.06	3	830	14	1.71	2	2	346	<20
L559485		<1	0.22	20	0.47	785	2	0.07	3	860	15	2.02	3	2	295	<20
L559486		<1	0.01	<10	1.99	33	<1	<0.01	<1	50	<2	0.08	<2	<1	4920	20
L559487		3	0.38	10	1.47	788	1290	0.07	245	1290	7990	4.43	69	7	217	<20
L559488		<1	0.20	10	0.83	1090	1	0.08	4	740	20	2.39	2	2	361	<20
L559489		<1	0.21	10	0.73	613	2	0.06	2	830	16	2.47	<2	2	274	<20
L559490		<1	0.27	10	0.66	580	1	0.08	2	770	18	2.19	<2	2	338	<20
L559491		<1	0.21	10	0.70	679	1	0.06	2	800	18	2.30	2	2	358	<20
L559492		<1	0.22	10	0.67	734	<1	0.06	1	790	18	2.18	2	2	387	<20
L559493		<1	0.22	10	0.54	781	<1	0.06	2	800	17	2.02	<2	2	429	<20
L559494		<1	0.25	10	0.69	1085	<1	0.08	1	790	20	1.99	<2	2	486	<20
L559495		<1	0.21	20	0.42	2160	<1	0.07	3	810	35	2.20	<2	2	351	<20
L559496		<1	0.26	10	0.30	2240	1	0.08	2	820	180	2.88	<2	1	170	<20
L559497		<1	0.21	<10	0.02	50	1	0.09	4	700	464	3.18	16	1	163	<20
L559498		2	0.05	<10	0.01	42	1	0.03	4	230	64	4.50	682	<1	77	<20
L559499		1	0.14	<10	0.01	30	1	0.12	3	580	965	3.75	267	1	148	<20
L559500		<1	0.27	10	0.08	1605	1	0.10	3	900	256	2.97	2	1	173	<20
L559501		<1	0.27	20	0.48	3160	<1	0.09	2	830	36	2.44	<2	2	262	<20
L559502		<1	0.22	20	0.51	1745	1	0.08	1	770	22	2.15	3	2	375	<20
L559503		<1	0.21	20	0.42	2180	<1	0.08	2	810	25	2.17	<2	2	312	<20

ALS Canada Ltd.
2103 Dollarton Hwy
North Vancouver BC V7H 0A7
Phone: 604 984 0221 Fax: 604 984 0218 www.alsglobal.com

To: **EQUITY EXPLORATION CONSULTANTS LTD.**
SUITE 200, 900 WEST HASTINGS STREET
VANCOUVER BC V6C 1E5

Finalized Date: 9-JUL-2011
Account: EIABRX

Project: BRX11-01

CERTIFICATE OF ANALYSIS WH11118890

Sample Description	Method	ME-ICP41	ME-ICP41	ME-ICP41	ME-ICP41	ME-ICP41	ME-ICP41	Au-AA25	Au-GRA21	Ag-GRA21	Cu-AA46	Pb-AA46	Zn-AA46
	Analyte	Ti	Tl	U	V	W	Zn	Au	Au	Ag	Cu	Pb	Zn
	Units	%	ppm	ppm	ppm	ppm	ppm	ppm	ppm	ppm	%	%	%
	LOR	0.01	10	10	1	10	2	0.01	0.05	5	0.001	0.001	0.001
L559465		<0.01	<10	<10	1	<10	4	<0.01					
L559466		0.08	<10	<10	86	10	2470	0.35					
L559467		<0.01	<10	<10	6	<10	83	0.02					
L559468		<0.01	<10	<10	7	<10	379	0.04					
L559469		<0.01	<10	<10	8	<10	73	0.02					
L559470		<0.01	<10	<10	5	<10	77	0.02					
L559471		<0.01	<10	<10	7	<10	132	0.02					
L559472		<0.01	<10	<10	8	<10	32	0.03					
L559473		<0.01	<10	<10	8	<10	40	0.01					
L559474		<0.01	<10	<10	9	<10	120	0.04					
L559475		<0.01	<10	<10	9	<10	1500	0.12					
L559476		<0.01	<10	<10	22	<10	55	<0.01					
L559477		<0.01	<10	<10	17	<10	118	0.01					
L559478		<0.01	<10	<10	11	<10	46	<0.01					
L559479		<0.01	<10	<10	15	<10	60	0.02					
L559480		<0.01	<10	<10	20	<10	54	<0.01					
L559481		<0.01	<10	<10	14	<10	86	<0.01					
L559482		<0.01	<10	<10	18	<10	95	<0.01					
L559483		<0.01	<10	<10	26	<10	73	<0.01					
L559484		<0.01	<10	<10	16	<10	61	<0.01					
L559485		<0.01	<10	<10	14	<10	49	<0.01					
L559486		<0.01	<10	20	<1	<10	<2	<0.01					
L559487		0.11	<10	<10	78	40	8770	1.40			2.54		
L559488		<0.01	<10	<10	11	<10	50	<0.01					
L559489		<0.01	<10	<10	13	<10	39	<0.01					
L559490		<0.01	<10	<10	17	<10	39	<0.01					
L559491		<0.01	<10	<10	14	<10	44	<0.01					
L559492		<0.01	<10	<10	14	<10	38	<0.01					
L559493		<0.01	<10	<10	13	<10	57	<0.01					
L559494		<0.01	<10	<10	16	<10	51	<0.01					
L559495		<0.01	<10	<10	11	<10	78	<0.01					
L559496		<0.01	<10	<10	8	<10	402	<0.01					
L559497		<0.01	<10	<10	4	<10	1695	0.10					
L559498		<0.01	<10	<10	2	<10	660	0.49					
L559499		<0.01	<10	10	3	<10	2010	0.10					
L559500		<0.01	<10	<10	7	<10	816	0.01					
L559501		<0.01	<10	<10	12	<10	103	<0.01					
L559502		<0.01	<10	<10	13	<10	81	<0.01					
L559503		<0.01	<10	<10	10	<10	75	<0.01					

ALS Canada Ltd.

2103 Dollarton Hwy
North Vancouver BC V7H 0A7
Phone: 604 984 0221 Fax: 604 984 0218 www.alsglobal.com

To: **EQUITY EXPLORATION CONSULTANTS LTD.**
SUITE 200, 900 WEST HASTINGS STREET
VANCOUVER BC V6C 1E5

Finalized Date: 21-DEC-2011
Account: EIABRX

CERTIFICATE VA11259189

Project: BRX11-01

P.O. No.: BRX11-01_30

This report is for 1 Other sample submitted to our lab in Vancouver, BC, Canada on 12-DEC-2011.

The following have access to data associated with this certificate:

HENRY AWMACK EQUITY ENG EMAIL RYAN TOOLE	DARCY BAKER TOBY HUGHES	WANDA CARTER SORIN POSESCU

SAMPLE PREPARATION

ALS CODE	DESCRIPTION
FND-03	Find Reject for Addn Analysis
BAG-01	Bulk Master for Storage
PUL-QC	Pulverizing QC Test
SPL-21	Split sample - riffle splitter
PUL-32	Pulverize 1000g to 85% < 75 um
SCR-21	Screen to -100 um

ANALYTICAL PROCEDURES

ALS CODE	DESCRIPTION	INSTRUMENT
Au-SCR21	Au Screen Fire Assay - 100 um	WST-SIM
Au-AA25	Ore Grade Au 30g FA AA finish	AAS
Au-AA25D	Ore Grade Au 30g FA AA Dup	AAS

To: **EQUITY EXPLORATION CONSULTANTS LTD.**
ATTN: WANDA CARTER
SUITE 200, 900 WEST HASTINGS STREET
VANCOUVER BC V6C 1E5

This is the Final Report and supersedes any preliminary report with this certificate number. Results apply to samples as submitted. All pages of this report have been checked and approved for release.

Signature:
Colin Ramshaw, Vancouver Laboratory Manager

ALS Canada Ltd.

2103 Dollarton Hwy
North Vancouver BC V7H 0A7
Phone: 604 984 0221 Fax: 604 984 0218 www.alsglobal.com

To: **EQUITY EXPLORATION CONSULTANTS LTD.**
SUITE 200, 900 WEST HASTINGS STREET
VANCOUVER BC V6C 1E5

Finalized Date: 21-DEC-2011
Account: EIABRX

Project: BRX11-01

CERTIFICATE OF ANALYSIS VA11259189

Sample Description	Method Analyte Units LOR	Au-SCR21 Au Total ppm 0.05	Au-SCR21 Au (+) F ppm 0.05	Au-SCR21 Au (-) F ppm 0.05	Au-SCR21 Au (+) m mg 0.001	Au-SCR21 WT. + Fr g 0.01	Au-SCR21 WT. - Fr g 0.1	Au-AA25 Au ppm 0.01	Au-AA25D Au ppm 0.01
L844711		9.94	35.0	9.31	0.843	24.10	945.4	10.25	8.36

ALS Canada Ltd.

2103 Dollarton Hwy
North Vancouver BC V7H 0A7
Phone: 604 984 0221 Fax: 604 984 0218 www.alsglobal.com

To: **EQUITY EXPLORATION CONSULTANTS LTD.**
SUITE 200, 900 WEST HASTINGS STREET
VANCOUVER BC V6C 1E5

Finalized Date: 6-SEP-2011
Account: EIABRX

CERTIFICATE VA11140579

Project: BRX11-01

P.O. No.: BRX11-01-12

This report is for 106 Drill Core samples submitted to our lab in Vancouver, BC, Canada on 28-JUL-2011.

The following have access to data associated with this certificate:

HENRY AWMACK EQUITY ENG EMAIL RYAN TOOLE	DARCY BAKER TOBY HUGHES	WANDA CARTER SORIN POSESCU

SAMPLE PREPARATION

ALS CODE	DESCRIPTION
WEI-21	Received Sample Weight
LOG-24	Pulp Login - Rcd w/o Barcode
LOG-22	Sample login - Rcd w/o BarCode
LOG-22d	Sample login - Rcd w/o BarCode dup
SPL-21d	Split sample - duplicate
PUL-31d	Pulverize Split - duplicate
CRU-QC	Crushing QC Test
PUL-QC	Pulverizing QC Test
CRU-31	Fine crushing - 70% <2mm
SPL-21	Split sample - riffle splitter
PUL-31	Pulverize split to 85% <75 um

ANALYTICAL PROCEDURES

ALS CODE	DESCRIPTION	INSTRUMENT
Ag-GRA21	Ag 30g FA-GRAV finish	WST-SIM
Cu-AA46	Ore grade Cu - aqua regia/AA	AAS
Zn-AA46	Ore grade Zn - aqua regia/AA	AAS
ME-ICP41	35 Element Aqua Regia ICP-AES	ICP-AES
Au-AA25	Ore Grade Au 30g FA AA finish	AAS

To: **EQUITY EXPLORATION CONSULTANTS LTD.**
ATTN: DARCY BAKER
SUITE 200, 900 WEST HASTINGS STREET
VANCOUVER BC V6C 1E5

This is the Final Report and supersedes any preliminary report with this certificate number. Results apply to samples as submitted. All pages of this report have been checked and approved for release.

Signature:
Colin Ramshaw, Vancouver Laboratory Manager

ALS Canada Ltd.

2103 Dollarton Hwy
North Vancouver BC V7H 0A7
Phone: 604 984 0221 Fax: 604 984 0218 www.alsglobal.com

To: **EQUITY EXPLORATION CONSULTANTS LTD.**
SUITE 200, 900 WEST HASTINGS STREET
VANCOUVER BC V6C 1E5

Finalized Date: 6-SEP-2011
Account: EIABRX

Project: BRX11-01

CERTIFICATE OF ANALYSIS VA11140579

Sample Description	Method / Analyte / Units / LOR	WEI-21 Recvd Wt. kg 0.02	ME-ICP41 Ag ppm 0.2	ME-ICP41 Al % 0.01	ME-ICP41 As ppm 2	ME-ICP41 B ppm 10	ME-ICP41 Ba ppm 10	ME-ICP41 Be ppm 0.5	ME-ICP41 Bi ppm 2	ME-ICP41 Ca % 0.01	ME-ICP41 Cd ppm 0.5	ME-ICP41 Co ppm 1	ME-ICP41 Cr ppm 1	ME-ICP41 Cu ppm 1	ME-ICP41 Fe % 0.01	ME-ICP41 Ga ppm 10
L560575		5.82	<0.2	1.33	36	<10	130	<0.5	<2	3.38	0.7	7	5	32	2.62	<10
L560576		5.96	0.4	0.89	118	<10	160	0.5	<2	3.25	5.2	7	3	47	2.79	<10
L560577		6.62	0.2	1.26	71	<10	180	<0.5	<2	3.18	2.1	8	4	66	2.74	<10
L560578		6.68	<0.2	1.16	62	<10	140	<0.5	<2	4.46	<0.5	7	2	30	2.76	<10
L560579		6.68	<0.2	1.10	57	<10	120	<0.5	<2	4.39	<0.5	7	2	20	2.67	<10
L560580		6.76	0.3	1.16	73	<10	170	<0.5	<2	3.95	1.1	7	1	47	2.77	<10
L560581		6.86	<0.2	1.11	64	<10	130	<0.5	<2	4.10	<0.5	7	2	10	2.33	<10
L560582		6.58	0.4	1.14	30	<10	120	0.5	<2	3.75	0.8	7	2	28	2.43	<10
L560583		2.72	0.4	1.04	47	<10	90	0.5	<2	1.13	<0.5	8	1	16	2.56	<10
L560584		0.80	0.2	0.06	2	<10	<10	<0.5	<2	>25.0	<0.5	2	1	3	0.06	<10
L560585		0.14	56.2	1.17	102	<10	50	<0.5	2	0.54	22.0	17	33	4340	4.80	10
L560586		2.56	1.1	0.68	199	<10	120	0.5	<2	0.38	2.4	8	1	33	2.83	<10
L560587		2.10	6.7	0.46	215	<10	10	0.5	3	0.28	22.6	8	1	116	3.09	<10
L560588		2.44	0.3	0.44	120	<10	100	0.5	<2	0.40	0.5	8	1	9	2.08	<10
L560589		2.30	8.9	0.39	259	<10	30	<0.5	2	0.24	62.1	8	1	191	3.22	<10
L560590		2.50	29.5	0.17	345	<10	<10	<0.5	13	0.10	120.0	8	2	355	4.25	10
L560591		2.84	35.3	0.17	220	<10	20	<0.5	21	0.08	2.8	7	4	343	5.16	<10
L560592		2.72	35.4	0.10	727	<10	<10	<0.5	16	0.05	45.8	8	6	2190	3.84	10
L560593		2.64	38.6	0.11	739	<10	<10	<0.5	29	0.05	27.4	6	5	2330	4.97	<10
L560594		2.86	40.5	0.12	1270	<10	<10	<0.5	25	0.06	12.2	8	5	4170	5.13	<10
L560595		3.44	3.5	0.48	117	<10	80	<0.5	<2	0.31	31.0	11	2	71	3.05	<10
L560596		2.78	0.5	1.00	40	<10	110	0.5	<2	2.90	<0.5	8	2	28	3.54	<10
L560597		6.84	0.2	1.20	37	<10	310	<0.5	<2	4.02	<0.5	9	3	25	2.68	<10
L560598		6.92	0.2	0.98	67	<10	130	0.5	<2	4.27	<0.5	9	2	20	2.89	<10
L560599		6.74	<0.2	1.11	67	<10	110	<0.5	<2	3.77	<0.5	7	3	15	2.87	<10
L560600		6.76	<0.2	1.06	72	<10	100	<0.5	<2	3.57	<0.5	7	3	10	2.75	<10
L560601		6.64	<0.2	1.08	59	<10	110	<0.5	<2	3.29	<0.5	7	3	9	2.68	<10
L560602		6.84	<0.2	1.11	52	<10	80	<0.5	<2	3.92	0.6	7	2	12	2.61	<10
L560603		6.70	<0.2	1.35	23	<10	110	<0.5	<2	2.81	<0.5	8	4	28	2.71	<10
L560604		6.62	<0.2	1.32	13	<10	220	<0.5	<2	2.95	<0.5	8	4	14	2.59	<10
L560605		<0.02	<0.2	1.36	13	<10	230	<0.5	<2	2.85	<0.5	7	4	14	2.58	<10
L560606		0.72	0.3	0.04	<2	<10	<10	<0.5	<2	>25.0	<0.5	1	<1	2	0.05	<10
L560607		0.12	80.9	1.59	488	10	30	<0.5	8	2.01	55.3	30	78	>10000	6.28	10
L560608		6.76	0.2	1.59	20	<10	150	<0.5	5	2.81	<0.5	8	4	16	2.63	10
L560609		6.58	<0.2	1.23	75	<10	100	<0.5	<2	3.50	<0.5	8	3	16	2.90	<10
L560610		6.72	<0.2	1.23	48	<10	120	<0.5	<2	3.46	<0.5	8	3	13	2.91	<10
L560611		6.62	<0.2	0.94	47	<10	160	<0.5	<2	3.73	<0.5	6	2	8	2.60	<10
L560612		6.88	<0.2	1.01	62	<10	120	<0.5	<2	4.21	<0.5	5	1	2	2.53	<10
L560613		6.76	<0.2	1.04	56	<10	110	<0.5	<2	3.63	<0.5	5	2	5	2.48	<10
L560614		6.48	<0.2	1.02	48	<10	120	<0.5	<2	3.44	<0.5	5	2	6	2.42	<10

ALS Canada Ltd.

2103 Dollarton Hwy
North Vancouver BC V7H 0A7
Phone: 604 984 0221 Fax: 604 984 0218 www.alsglobal.com

To: **EQUITY EXPLORATION CONSULTANTS LTD.**
SUITE 200, 900 WEST HASTINGS STREET
VANCOUVER BC V6C 1E5

Finalized Date: 6-SEP-2011
Account: EIABRX

Project: BRX11-01

CERTIFICATE OF ANALYSIS VA11140579

Sample Description	Method / Analyte / Units / LOR	ME-ICP41 Hg ppm 1	ME-ICP41 K % 0.01	ME-ICP41 La ppm 10	ME-ICP41 Mg % 0.01	ME-ICP41 Mn ppm 5	ME-ICP41 Mo ppm 1	ME-ICP41 Na % 0.01	ME-ICP41 Ni ppm 1	ME-ICP41 P ppm 10	ME-ICP41 Pb ppm 2	ME-ICP41 S % 0.01	ME-ICP41 Sb ppm 2	ME-ICP41 Sc ppm 1	ME-ICP41 Sr ppm 1	ME-ICP41 Th ppm 20
L560575		<1	0.18	20	0.82	1280	<1	0.03	6	850	21	0.90	<2	2	276	<20
L560576		<1	0.20	20	0.78	3210	1	0.02	3	800	274	2.01	2	2	208	<20
L560577		<1	0.18	10	0.86	2040	<1	0.03	4	880	293	1.22	<2	3	310	<20
L560578		<1	0.20	10	0.55	1490	<1	0.03	2	810	20	1.67	<2	2	297	<20
L560579		<1	0.20	20	0.59	1480	<1	0.03	2	830	17	1.71	2	2	293	<20
L560580		<1	0.20	20	0.79	1795	<1	0.03	1	820	35	1.83	<2	2	297	<20
L560581		1	0.20	20	0.47	1670	<1	0.03	2	830	15	1.18	<2	2	272	<20
L560582		<1	0.17	20	0.63	3830	<1	0.03	2	820	79	0.90	3	2	248	<20
L560583		<1	0.16	20	0.58	5370	<1	0.02	3	900	163	1.39	<2	2	122	<20
L560584		<1	0.01	<10	2.01	72	<1	0.02	1	60	2	0.07	<2	<1	4980	20
L560585		1	0.55	10	0.70	500	174	0.04	23	930	2200	2.53	67	7	40	<20
L560586		1	0.15	10	0.21	1455	2	0.02	2	870	368	2.47	3	1	104	<20
L560587		1	0.18	<10	0.03	65	2	0.02	2	610	1365	3.40	17	1	168	<20
L560588		1	0.17	<10	0.03	64	1	0.02	1	930	57	2.22	2	1	174	<20
L560589		1	0.14	<10	0.02	55	1	0.03	2	600	2210	3.74	54	1	100	<20
L560590		2	0.02	<10	0.01	43	1	0.01	2	200	4670	5.18	83	<1	58	<20
L560591		<1	0.01	<10	0.01	31	<1	<0.01	4	140	202	6.25	86	<1	70	<20
L560592		1	0.01	<10	0.01	21	<1	0.01	3	60	559	4.33	513	<1	67	<20
L560593		1	0.01	<10	0.01	25	<1	0.01	2	100	475	5.75	507	<1	75	<20
L560594		1	0.02	<10	0.01	22	1	0.01	4	110	428	5.59	917	<1	75	<20
L560595		1	0.17	10	0.06	1110	1	0.03	5	800	799	3.06	11	1	207	<20
L560596		<1	0.16	20	0.78	5130	1	0.04	4	870	84	1.80	4	4	230	<20
L560597		<1	0.20	10	0.60	1525	1	0.04	3	890	13	1.29	2	3	419	<20
L560598		<1	0.16	10	1.14	1540	2	0.04	2	850	21	2.26	2	3	470	<20
L560599		<1	0.19	10	0.78	1200	1	0.05	3	830	20	2.28	<2	3	424	<20
L560600		<1	0.17	10	0.76	1310	2	0.04	3	840	18	2.14	2	2	377	<20
L560601		<1	0.18	10	0.70	1245	1	0.04	2	830	16	1.81	<2	3	285	<20
L560602		<1	0.15	10	0.80	1225	1	0.03	2	780	70	1.51	2	3	411	<20
L560603		<1	0.18	10	0.80	700	1	0.04	3	880	14	0.98	<2	3	247	<20
L560604		<1	0.18	20	0.81	602	1	0.05	3	880	14	0.82	<2	3	259	<20
L560605		<1	0.21	20	0.80	592	1	0.05	4	880	13	0.79	<2	3	254	<20
L560606		1	0.01	<10	1.90	29	<1	0.02	1	70	<2	0.10	<2	<1	5250	20
L560607		3	0.37	10	1.41	791	1290	0.10	236	1270	8060	4.23	73	7	214	<20
L560608		<1	0.18	20	1.03	645	<1	0.05	5	890	12	0.77	<2	3	293	<20
L560609		<1	0.16	10	1.00	884	1	0.05	4	860	14	2.19	2	3	393	<20
L560610		<1	0.21	10	0.89	755	1	0.06	4	860	11	2.35	3	3	378	<20
L560611		1	0.17	10	0.65	815	3	0.05	5	780	16	2.27	<2	2	414	<20
L560612		<1	0.20	10	0.65	976	1	0.05	2	730	17	1.97	<2	2	491	<20
L560613		<1	0.20	10	0.62	784	1	0.05	2	760	15	1.77	<2	2	380	<20
L560614		<1	0.22	10	0.59	746	3	0.07	3	800	12	1.67	<2	2	359	<20

ALS Canada Ltd.

2103 Dollarton Hwy
North Vancouver BC V7H 0A7
Phone: 604 984 0221 Fax: 604 984 0218 www.alsglobal.com

To: **EQUITY EXPLORATION CONSULTANTS LTD.**
SUITE 200, 900 WEST HASTINGS STREET
VANCOUVER BC V6C 1E5

Finalized Date: 6-SEP-2011
Account: EIABRX

Project: BRX11-01

CERTIFICATE OF ANALYSIS VA11140579

Sample Description	Method / Analyte / Units / LOR	ME-ICP41 Ti % 0.01	ME-ICP41 Tl ppm 10	ME-ICP41 U ppm 10	ME-ICP41 V ppm 1	ME-ICP41 W ppm 10	ME-ICP41 Zn ppm 2	Au-AA25 Au ppm 0.01	Ag-GRA21 Ag ppm 5	Cu-AA46 Cu % 0.001	Zn-AA46 Zn % 0.001
L560575		<0.01	<10	<10	31	<10	135	<0.01			
L560576		<0.01	<10	<10	18	<10	701	0.04			
L560577		<0.01	<10	<10	28	<10	320	0.03			
L560578		<0.01	<10	<10	16	<10	89	<0.01			
L560579		<0.01	<10	<10	14	<10	91	<0.01			
L560580		<0.01	<10	<10	14	<10	179	0.01			
L560581		<0.01	<10	<10	12	<10	84	<0.01			
L560582		<0.01	<10	<10	14	<10	196	<0.01			
L560583		<0.01	<10	<10	10	<10	104	<0.01			
L560584		<0.01	<10	10	1	<10	5	<0.01			
L560585		0.09	<10	<10	89	<10	2730	0.33			
L560586		<0.01	<10	<10	7	<10	321	0.03			
L560587		<0.01	<10	<10	4	<10	2200	0.15			
L560588		<0.01	<10	<10	4	<10	87	0.02			
L560589		<0.01	<10	<10	4	<10	6220	0.15			
L560590		<0.01	<10	<10	2	<10	>10000	0.38			1.360
L560591		<0.01	<10	<10	3	<10	240	0.38			
L560592		<0.01	<10	<10	2	<10	3960	0.43			
L560593		<0.01	<10	<10	2	<10	2300	0.79			
L560594		<0.01	<10	<10	2	<10	1030	0.37			
L560595		<0.01	<10	<10	6	<10	3650	0.09			
L560596		<0.01	<10	<10	16	<10	105	<0.01			
L560597		<0.01	<10	<10	19	<10	62	<0.01			
L560598		<0.01	<10	<10	18	<10	55	<0.01			
L560599		<0.01	<10	<10	23	<10	55	<0.01			
L560600		<0.01	<10	<10	27	<10	45	<0.01			
L560601		<0.01	<10	<10	27	<10	50	<0.01			
L560602		<0.01	<10	<10	23	<10	276	<0.01			
L560603		<0.01	<10	<10	29	<10	56	<0.01			
L560604		<0.01	<10	<10	27	<10	50	<0.01			
L560605		<0.01	<10	<10	28	<10	50	<0.01			
L560606		<0.01	<10	10	1	<10	<2	<0.01			
L560607		0.11	<10	<10	79	10	9370	1.29		2.54	
L560608		<0.01	<10	<10	33	<10	51	<0.01			
L560609		<0.01	<10	<10	27	<10	43	<0.01			
L560610		<0.01	<10	<10	27	<10	45	<0.01			
L560611		<0.01	<10	<10	15	<10	42	<0.01			
L560612		<0.01	<10	<10	14	<10	44	<0.01			
L560613		<0.01	<10	<10	16	<10	40	<0.01			
L560614		<0.01	<10	<10	15	<10	41	<0.01			

ALS Canada Ltd.

2103 Dollarton Hwy
North Vancouver BC V7H 0A7
Phone: 604 984 0221 Fax: 604 984 0218 www.alsglobal.com

To: **EQUITY EXPLORATION CONSULTANTS LTD.**
SUITE 200, 900 WEST HASTINGS STREET
VANCOUVER BC V6C 1E5

Finalized Date: 6-SEP-2011
Account: EIABRX

Project: BRX11-01

CERTIFICATE OF ANALYSIS VA11140579

Sample Description	Method / Analyte / Units / LOR	WEI-21 Recvd Wt. kg 0.02	ME-ICP41 Ag ppm 0.2	ME-ICP41 Al % 0.01	ME-ICP41 As ppm 2	ME-ICP41 B ppm 10	ME-ICP41 Ba ppm 10	ME-ICP41 Be ppm 0.5	ME-ICP41 Bi ppm 2	ME-ICP41 Ca % 0.01	ME-ICP41 Cd ppm 0.5	ME-ICP41 Co ppm 1	ME-ICP41 Cr ppm 1	ME-ICP41 Cu ppm 1	ME-ICP41 Fe % 0.01	ME-ICP41 Ga ppm 10
L560615		6.88	<0.2	1.12	78	<10	160	<0.5	<2	3.92	<0.5	6	3	17	2.86	<10
L560616		6.78	<0.2	0.91	63	<10	150	<0.5	<2	4.10	<0.5	7	2	14	2.88	<10
L560617		6.48	<0.2	1.06	30	<10	210	<0.5	<2	3.90	<0.5	7	2	22	2.38	<10
L560618		6.58	0.2	1.01	53	<10	150	0.5	<2	3.27	<0.5	6	2	16	2.58	<10
L560619		2.02	0.4	0.63	117	<10	100	0.6	<2	0.48	0.5	8	1	55	3.13	<10
L560620		2.58	0.9	0.63	128	<10	90	0.5	<2	0.33	3.2	9	1	25	3.89	<10
L560621		2.30	>100	0.36	2350	<10	10	<0.5	33	0.25	20.2	10	1	>10000	12.75	<10
L560622		2.08	3.1	0.23	99	<10	20	<0.5	6	0.13	<0.5	8	4	100	3.90	<10
L560623		2.20	12.7	0.26	272	<10	30	<0.5	41	0.11	0.5	5	4	783	3.97	<10
L560624		2.98	6.2	0.16	204	<10	40	<0.5	6	0.04	<0.5	<1	6	665	1.54	<10
L560625		2.66	36.4	0.13	1270	<10	10	<0.5	34	0.05	<0.5	5	5	4070	5.57	<10
L560626		2.16	8.8	0.19	325	<10	<10	<0.5	28	0.07	<0.5	8	3	836	6.87	<10
L560627		0.86	0.3	0.03	3	<10	<10	<0.5	<2	>25.0	<0.5	<1	1	10	0.05	<10
L560628		0.14	52.3	1.13	95	<10	50	<0.5	2	0.52	21.4	16	32	4320	4.68	10
L560629		2.22	13.5	0.16	479	<10	10	<0.5	20	0.06	<0.5	4	5	1460	3.93	<10
L560630		2.34	12.1	0.17	388	<10	10	<0.5	23	0.11	<0.5	8	3	1155	4.57	<10
L560631		2.78	9.4	0.13	325	<10	<10	<0.5	19	0.24	<0.5	7	6	890	4.69	<10
L560632		2.66	19.1	0.12	772	<10	<10	<0.5	24	0.05	<0.5	5	9	2350	4.61	<10
L560633		2.44	5.2	0.15	335	<10	<10	<0.5	17	0.12	<0.5	9	2	347	5.23	<10
L560634		2.60	9.8	0.26	248	<10	30	<0.5	12	0.22	19.0	8	3	82	3.89	<10
L560635		2.58	7.8	0.48	376	<10	60	0.6	4	0.28	15.8	10	1	117	4.30	<10
L560636		2.50	3.7	0.43	211	<10	50	0.6	2	0.29	15.0	8	1	45	2.55	<10
L560637		2.40	2.9	0.84	211	<10	70	0.7	<2	0.30	7.2	9	2	42	3.21	<10
L560638		2.24	3.4	0.46	251	<10	20	0.6	<2	0.26	25.8	8	1	36	3.11	<10
L560639		3.48	8.3	0.40	258	<10	60	0.5	6	0.28	31.1	8	1	79	3.68	<10
L560640		2.84	1.3	1.23	209	<10	60	0.7	<2	1.27	0.6	8	1	32	3.57	<10
L560641		5.42	1.6	1.24	203	<10	50	0.7	3	0.57	2.5	8	2	28	3.60	<10
L560642		2.92	0.8	0.88	213	<10	60	0.8	<2	0.38	0.6	8	2	12	3.70	<10
L560643		2.50	1.7	0.53	186	<10	50	0.6	<2	0.26	10.1	7	1	13	3.12	<10
L560644		2.64	32.4	0.16	433	<10	20	<0.5	22	0.16	1.9	6	2	592	7.47	<10
L560645		2.68	7.2	0.36	286	<10	30	0.5	6	0.20	29.3	8	1	115	4.17	<10
L560646		2.82	5.9	0.28	246	<10	20	<0.5	11	0.14	20.6	8	1	72	3.71	<10
L560647		1.32	3.8	0.13	195	<10	50	<0.5	20	0.05	<0.5	7	2	82	4.40	<10
L560648		1.46	3.9	0.12	199	<10	60	<0.5	23	0.04	<0.5	7	1	84	4.53	<10
L560649		0.92	0.2	0.03	6	<10	<10	<0.5	<2	>25.0	<0.5	<1	<1	2	0.04	<10
L560650		0.12	84.4	1.72	473	10	30	<0.5	2	2.14	57.3	29	81	>10000	6.60	10
L560651		2.92	0.5	0.13	165	<10	<10	<0.5	3	0.05	<0.5	11	2	16	4.23	<10
L560652		2.84	2.2	0.11	264	<10	<10	<0.5	4	0.04	<0.5	8	2	26	4.08	<10
L560653		2.50	3.2	0.11	253	<10	<10	<0.5	22	0.03	<0.5	8	2	78	4.23	<10
L560654		3.08	12.0	0.11	371	<10	<10	<0.5	21	0.02	<0.5	7	4	583	4.35	<10

ALS Canada Ltd.

2103 Dollarton Hwy
North Vancouver BC V7H 0A7
Phone: 604 984 0221 Fax: 604 984 0218 www.alsglobal.com

To: **EQUITY EXPLORATION CONSULTANTS LTD.**
SUITE 200, 900 WEST HASTINGS STREET
VANCOUVER BC V6C 1E5

Finalized Date: 6-SEP-2011
Account: EIABRX

Project: BRX11-01

CERTIFICATE OF ANALYSIS VA11140579

Sample Description	Method	ME-ICP41	ME-ICP41	ME-ICP41	ME-ICP41	ME-ICP41	ME-ICP41	ME-ICP41	ME-ICP41	ME-ICP41	ME-ICP41	ME-ICP41	ME-ICP41	ME-ICP41	ME-ICP41	ME-ICP41
	Analyte	Hg	K	La	Mg	Mn	Mo	Na	Ni	P	Pb	S	Sb	Sc	Sr	Th
	Units	ppm	%	ppm	%	ppm	ppm	%	ppm	ppm	ppm	%	ppm	ppm	ppm	ppm
	LOR	1	0.01	10	0.01	5	1	0.01	1	10	2	0.01	2	1	1	20
L560615		<1	0.19	10	0.74	1060	2	0.07	4	850	17	2.03	<2	2	358	<20
L560616		<1	0.23	10	0.53	1190	2	0.08	4	850	17	2.30	<2	3	329	<20
L560617		<1	0.21	10	0.51	1295	1	0.07	4	840	12	1.29	<2	3	340	<20
L560618		<1	0.20	10	0.68	3520	1	0.08	2	790	27	1.61	<2	3	292	<20
L560619		<1	0.25	10	0.12	5100	2	0.11	4	930	21	2.67	<2	2	165	<20
L560620		<1	0.20	10	0.12	4730	1	0.09	5	950	361	3.76	2	2	139	<20
L560621		1	0.10	<10	0.01	103	1	0.08	4	700	722	>10.0	864	1	131	<20
L560622		<1	0.04	<10	0.01	40	1	0.05	5	350	62	4.05	12	<1	82	<20
L560623		<1	0.06	<10	0.01	46	2	0.05	3	300	58	4.15	127	<1	90	<20
L560624		<1	0.01	<10	<0.01	36	10	0.03	1	70	9	1.39	109	<1	72	<20
L560625		1	0.01	<10	<0.01	31	8	0.02	3	140	46	6.38	701	<1	51	<20
L560626		<1	0.01	<10	0.01	33	1	0.03	4	170	72	7.90	104	<1	64	<20
L560627		<1	<0.01	<10	1.95	28	<1	0.02	1	50	<2	0.12	<2	<1	6050	20
L560628		<1	0.54	10	0.68	487	175	0.05	23	900	2160	2.47	66	7	38	<20
L560629		<1	0.01	<10	0.01	34	2	0.02	3	120	43	4.08	250	<1	66	<20
L560630		<1	0.01	<10	0.01	29	1	0.03	6	320	115	4.82	196	<1	78	<20
L560631		<1	0.01	<10	0.01	39	1	0.03	5	390	92	5.02	135	1	93	<20
L560632		<1	0.01	<10	<0.01	41	1	0.02	3	140	89	4.75	417	<1	53	<20
L560633		<1	0.02	<10	<0.01	37	1	0.03	4	440	85	5.87	54	1	53	<20
L560634		<1	0.08	<10	0.01	45	1	0.05	4	750	606	4.20	8	1	90	<20
L560635		<1	0.18	<10	0.02	42	1	0.09	6	820	1520	4.66	18	1	138	<20
L560636		<1	0.16	<10	0.02	45	1	0.09	4	880	464	2.82	7	1	135	<20
L560637		<1	0.18	<10	0.26	2640	4	0.08	5	920	877	3.02	5	2	123	<20
L560638		<1	0.16	<10	0.02	95	1	0.08	4	730	1950	3.48	6	1	129	<20
L560639		<1	0.10	<10	0.12	4690	2	0.06	3	550	1680	3.78	17	1	89	<20
L560640		<1	0.18	10	1.06	13850	2	0.07	3	910	470	2.78	2	2	105	<20
L560641		<1	0.18	20	0.81	12350	3	0.08	4	890	443	2.76	<2	2	104	<20
L560642		<1	0.16	10	0.43	14650	2	0.08	3	890	90	2.45	<2	2	105	<20
L560643		<1	0.16	<10	0.11	4440	1	0.08	3	740	520	3.04	<2	1	102	<20
L560644		<1	0.03	<10	0.01	69	1	0.03	1	590	330	8.75	125	1	50	<20
L560645		1	0.13	<10	0.01	62	1	0.08	3	520	1690	4.59	26	1	117	<20
L560646		<1	0.09	<10	0.01	43	3	0.07	3	330	1075	4.06	15	1	105	<20
L560647		<1	0.01	<10	0.01	27	1	0.03	5	100	75	4.56	20	1	40	<20
L560648		<1	0.01	<10	0.01	24	<1	0.03	3	90	75	4.74	21	1	41	<20
L560649		<1	<0.01	<10	1.72	26	<1	0.02	2	40	<2	0.10	<2	<1	5590	20
L560650		3	0.39	10	1.49	829	1380	0.11	258	1310	8540	4.53	77	7	225	<20
L560651		<1	0.01	<10	<0.01	28	<1	0.03	5	100	23	4.38	<2	1	44	<20
L560652		<1	<0.01	<10	<0.01	25	<1	0.02	4	80	52	4.22	3	<1	34	<20
L560653		<1	<0.01	<10	<0.01	27	<1	0.02	4	60	76	4.35	14	1	33	<20
L560654		<1	<0.01	<10	<0.01	27	<1	0.02	3	50	73	4.50	134	1	34	<20

ALS Canada Ltd.
2103 Dollarton Hwy
North Vancouver BC V7H 0A7
Phone: 604 984 0221 Fax: 604 984 0218 www.alsglobal.com

To: **EQUITY EXPLORATION CONSULTANTS LTD.**
SUITE 200, 900 WEST HASTINGS STREET
VANCOUVER BC V6C 1E5

Finalized Date: 6-SEP-2011
Account: EIABRX

Project: BRX11-01

CERTIFICATE OF ANALYSIS VA11140579

Sample Description	Method / Analyte / Units / LOR	ME-ICP41 Ti % 0.01	ME-ICP41 Tl ppm 10	ME-ICP41 U ppm 10	ME-ICP41 V ppm 1	ME-ICP41 W ppm 10	ME-ICP41 Zn ppm 2	Au-AA25 Au ppm 0.01	Ag-GRA21 Ag ppm 5	Cu-AA46 Cu % 0.001	Zn-AA46 Zn % 0.001
L560615		<0.01	<10	<10	23	<10	55	<0.01			
L560616		<0.01	<10	<10	15	<10	48	<0.01			
L560617		<0.01	<10	<10	16	<10	56	<0.01			
L560618		<0.01	<10	<10	15	<10	60	<0.01			
L560619		<0.01	<10	<10	10	<10	424	0.01			
L560620		<0.01	<10	<10	11	<10	819	0.09			
L560621		<0.01	<10	<10	5	<10	2270	1.85	109	0.968	
L560622		<0.01	<10	<10	3	<10	208	0.15			
L560623		<0.01	<10	<10	2	<10	1130	0.19			
L560624		<0.01	<10	<10	1	<10	418	0.10			
L560625		<0.01	<10	<10	2	<10	661	0.53			
L560626		<0.01	<10	<10	2	<10	688	0.86			
L560627		<0.01	<10	10	<1	<10	7	<0.01			
L560628		0.08	<10	<10	86	<10	2600	0.35			
L560629		<0.01	<10	<10	2	<10	429	0.32			
L560630		<0.01	<10	<10	2	<10	1090	0.34			
L560631		<0.01	<10	<10	2	<10	3210	0.29			
L560632		<0.01	<10	<10	2	<10	400	0.23			
L560633		<0.01	<10	<10	3	<10	67	0.20			
L560634		<0.01	<10	<10	3	<10	2080	0.28			
L560635		<0.01	<10	<10	6	<10	2050	0.07			
L560636		<0.01	<10	<10	5	<10	1840	0.04			
L560637		<0.01	<10	<10	12	<10	1260	0.03			
L560638		<0.01	<10	<10	5	<10	3430	0.11			
L560639		<0.01	<10	<10	7	<10	3710	0.20			
L560640		<0.01	<10	<10	23	<10	225	0.01			
L560641		<0.01	<10	<10	21	<10	498	0.02			
L560642		<0.01	<10	<10	16	<10	319	0.01			
L560643		<0.01	<10	<10	6	<10	1685	0.06			
L560644		<0.01	<10	<10	3	<10	270	1.13			
L560645		<0.01	<10	<10	4	<10	3420	0.08			
L560646		<0.01	<10	<10	3	<10	2820	0.06			
L560647		<0.01	<10	<10	3	<10	27	0.06			
L560648		<0.01	<10	<10	2	<10	30	0.05			
L560649		<0.01	<10	10	<1	<10	2	<0.01			
L560650		0.11	<10	<10	82	10	9260	1.28		2.56	
L560651		<0.01	<10	<10	3	<10	160	0.05			
L560652		<0.01	<10	<10	2	<10	43	0.16			
L560653		<0.01	<10	<10	2	<10	69	0.18			
L560654		<0.01	<10	<10	2	<10	342	0.27			

ALS Canada Ltd.

2103 Dollarton Hwy
North Vancouver BC V7H 0A7
Phone: 604 984 0221 Fax: 604 984 0218 www.alsglobal.com

To: **EQUITY EXPLORATION CONSULTANTS LTD.**
SUITE 200, 900 WEST HASTINGS STREET
VANCOUVER BC V6C 1E5

Finalized Date: 6-SEP-2011
Account: EIABRX

Project: BRX11-01

CERTIFICATE OF ANALYSIS VA11140579

Sample Description	Method / Analyte / Units / LOR	WEI-21 Recvd Wt. kg 0.02	ME-ICP41 Ag ppm 0.2	ME-ICP41 Al % 0.01	ME-ICP41 As ppm 2	ME-ICP41 B ppm 10	ME-ICP41 Ba ppm 10	ME-ICP41 Be ppm 0.5	ME-ICP41 Bi ppm 2	ME-ICP41 Ca % 0.01	ME-ICP41 Cd ppm 0.5	ME-ICP41 Co ppm 1	ME-ICP41 Cr ppm 1	ME-ICP41 Cu ppm 1	ME-ICP41 Fe % 0.01	ME-ICP41 Ga ppm 10
L560655		2.76	14.4	0.14	306	<10	<10	<0.5	16	0.05	1.1	9	4	193	4.40	<10
L560656		2.88	6.0	0.12	251	<10	<10	<0.5	13	0.03	<0.5	10	2	257	4.75	<10
L560657		2.90	8.1	0.15	369	<10	<10	<0.5	8	0.03	0.7	10	3	136	4.59	<10
L560658		2.74	11.7	0.29	332	<10	60	<0.5	8	0.09	17.5	10	1	145	4.23	<10
L560659		2.84	7.1	0.20	290	<10	10	<0.5	6	0.13	59.3	9	2	87	4.26	<10
L560660		2.96	2.0	0.14	245	<10	10	<0.5	29	0.05	<0.5	11	2	70	5.40	<10
L560661		2.86	1.7	0.16	205	<10	<10	<0.5	5	0.05	<0.5	10	2	107	4.23	<10
L560662		2.78	2.0	0.17	248	<10	<10	<0.5	8	0.05	<0.5	10	2	25	5.68	<10
L560663		2.84	1.4	0.12	206	<10	<10	<0.5	7	0.03	<0.5	10	3	40	3.71	<10
L560664		4.82	6.3	0.15	267	<10	<10	<0.5	9	0.04	41.3	10	4	87	4.25	<10
L560665		2.52	24.9	0.25	882	<10	10	<0.5	8	0.14	81.5	8	3	2280	3.92	<10
L560666		2.80	0.7	0.59	213	<10	110	0.5	<2	0.61	1.3	8	1	21	2.71	<10
L560667		2.32	0.3	0.93	103	<10	140	0.5	<2	3.13	<0.5	7	2	31	2.71	<10
L560668		2.66	<0.2	1.13	64	<10	150	0.5	<2	4.22	<0.5	6	2	12	2.58	<10
L560669		2.64	0.2	1.18	138	<10	190	0.5	<2	4.29	<0.5	7	2	16	2.78	<10
L560670		0.72	0.2	0.04	2	<10	<10	<0.5	<2	>25.0	<0.5	<1	1	3	0.05	<10
L560671		0.12	53.6	1.18	98	<10	60	<0.5	3	0.54	21.7	16	32	4410	4.71	10
L560672		3.00	0.5	0.63	204	<10	50	0.5	<2	4.25	<0.5	6	1	36	2.81	<10
L560673		5.22	0.7	0.48	254	<10	120	0.5	<2	3.07	0.9	6	2	20	2.86	<10
L560674		2.34	0.5	0.45	231	<10	80	<0.5	<2	2.35	<0.5	7	1	18	2.72	<10
L560675		2.56	<0.2	0.68	195	<10	80	0.5	<2	3.74	<0.5	7	2	22	2.48	<10
L560676		2.74	<0.2	0.86	249	<10	80	<0.5	<2	3.50	<0.5	8	2	14	2.72	<10
L560677		2.80	16.7	0.54	208	<10	90	0.5	<2	2.83	<0.5	7	2	22	2.98	<10
L560678		2.54	5.1	0.49	295	<10	40	0.5	3	2.19	8.0	8	1	65	3.40	<10
L560679		2.70	5.7	0.64	269	<10	110	0.6	<2	2.60	0.9	7	2	165	2.95	<10
L560680		2.62	0.4	0.54	219	<10	110	0.5	<2	2.60	<0.5	6	1	16	2.52	<10

ALS Canada Ltd.

2103 Dollarton Hwy
North Vancouver BC V7H 0A7
Phone: 604 984 0221 Fax: 604 984 0218 www.alsglobal.com

To: **EQUITY EXPLORATION CONSULTANTS LTD.**
SUITE 200, 900 WEST HASTINGS STREET
VANCOUVER BC V6C 1E5

Finalized Date: 6-SEP-2011
Account: EIABRX

Project: BRX11-01

CERTIFICATE OF ANALYSIS VA11140579

Sample Description	Method	ME-ICP41	ME-ICP41	ME-ICP41	ME-ICP41	ME-ICP41	ME-ICP41	ME-ICP41	ME-ICP41	ME-ICP41	ME-ICP41	ME-ICP41	ME-ICP41	ME-ICP41	ME-ICP41	ME-ICP41
	Analyte	Hg	K	La	Mg	Mn	Mo	Na	Ni	P	Pb	S	Sb	Sc	Sr	Th
	Units	ppm	%	ppm	%	ppm	ppm	%	ppm	ppm	ppm	%	ppm	ppm	ppm	ppm
	LOR	1	0.01	10	0.01	5	1	0.01	1	10	2	0.01	2	1	1	20
L560655		<1	0.01	<10	<0.01	34	1	0.02	4	140	163	4.57	46	1	41	<20
L560656		<1	0.01	<10	<0.01	22	<1	0.02	6	50	91	4.96	50	1	35	<20
L560657		<1	0.01	<10	<0.01	24	<1	0.02	7	60	117	4.76	26	1	39	<20
L560658		<1	0.05	<10	0.01	34	7	0.05	6	190	875	4.53	35	2	58	<20
L560659		<1	0.04	<10	0.01	47	<1	0.04	6	470	3260	4.79	18	1	47	<20
L560660		<1	0.01	<10	<0.01	25	1	0.03	6	170	88	6.09	10	1	37	<20
L560661		<1	0.01	<10	<0.01	26	1	0.03	5	120	40	4.37	24	1	40	<20
L560662		<1	0.01	<10	<0.01	24	<1	0.03	5	120	67	6.36	<2	1	38	<20
L560663		<1	0.01	<10	<0.01	19	<1	0.02	6	70	44	3.90	6	1	35	<20
L560664		1	0.01	<10	<0.01	25	<1	0.02	5	130	720	4.59	13	1	37	<20
L560665		1	0.07	<10	0.01	30	<1	0.06	4	470	839	4.47	431	1	69	<20
L560666		<1	0.21	10	0.17	3480	<1	0.11	3	820	374	2.33	2	1	92	<20
L560667		<1	0.20	20	0.94	6350	<1	0.08	5	860	123	1.39	2	3	134	<20
L560668		<1	0.20	10	0.92	3800	<1	0.08	3	780	13	0.82	<2	3	212	<20
L560669		<1	0.20	10	0.78	3770	<1	0.08	3	830	21	1.51	<2	2	262	<20
L560670		<1	0.01	<10	2.37	51	<1	<0.01	1	80	<2	0.06	<2	<1	6220	30
L560671		1	0.56	10	0.69	491	171	0.05	23	900	2150	2.51	66	7	41	<20
L560672		<1	0.21	20	0.80	3660	1	0.09	3	790	49	2.40	<2	2	256	<20
L560673		<1	0.20	20	0.76	3260	<1	0.10	3	840	39	2.70	<2	2	147	<20
L560674		<1	0.19	20	0.65	3010	<1	0.11	3	840	69	2.79	5	2	116	<20
L560675		<1	0.19	10	0.67	2570	<1	0.10	4	840	16	2.08	3	2	160	<20
L560676		<1	0.19	10	0.69	2590	<1	0.09	4	850	14	2.24	<2	2	165	<20
L560677		1	0.21	20	0.92	3700	<1	0.11	3	850	193	2.89	2	2	119	<20
L560678		<1	0.19	20	0.71	4180	<1	0.10	5	840	643	3.60	17	2	111	<20
L560679		<1	0.20	20	0.83	3400	<1	0.12	3	860	101	2.84	56	2	121	<20
L560680		<1	0.19	20	0.74	2670	<1	0.10	3	880	59	2.45	4	2	144	<20

ALS Canada Ltd.

2103 Dollarton Hwy
North Vancouver BC V7H 0A7
Phone: 604 984 0221 Fax: 604 984 0218 www.alsglobal.com

To: **EQUITY EXPLORATION CONSULTANTS LTD.**
SUITE 200, 900 WEST HASTINGS STREET
VANCOUVER BC V6C 1E5

Finalized Date: 6-SEP-2011
Account: EIABRX

Project: BRX11-01

CERTIFICATE OF ANALYSIS VA11140579

Sample Description	Method / Analyte / Units / LOR	ME-ICP41 Ti % 0.01	ME-ICP41 Tl ppm 10	ME-ICP41 U ppm 10	ME-ICP41 V ppm 1	ME-ICP41 W ppm 10	ME-ICP41 Zn ppm 2	Au-AA25 Au ppm 0.01	Ag-GRA21 Ag ppm 5	Cu-AA46 Cu % 0.001	Zn-AA46 Zn % 0.001
L560655		<0.01	<10	<10	2	<10	192	0.14			
L560656		<0.01	<10	<10	2	<10	166	0.40			
L560657		<0.01	<10	<10	2	<10	176	0.23			
L560658		<0.01	<10	<10	6	<10	2160	0.10			
L560659		<0.01	<10	<10	4	<10	6730	0.10			
L560660		<0.01	<10	<10	2	<10	627	0.09			
L560661		<0.01	<10	<10	3	<10	242	0.06			
L560662		<0.01	<10	<10	3	<10	108	0.16			
L560663		<0.01	<10	<10	2	<10	200	0.10			
L560664		<0.01	<10	<10	2	<10	4250	0.19			
L560665		<0.01	<10	<10	3	<10	6230	0.49			
L560666		<0.01	<10	<10	8	<10	275	0.01			
L560667		<0.01	<10	<10	17	<10	96	<0.01			
L560668		<0.01	<10	<10	15	<10	58	<0.01			
L560669		<0.01	<10	<10	15	<10	92	<0.01			
L560670		<0.01	<10	10	1	<10	2	<0.01			
L560671		0.09	<10	<10	88	<10	2590	0.35			
L560672		<0.01	<10	<10	11	<10	109	0.01			
L560673		<0.01	<10	<10	13	<10	171	0.01			
L560674		<0.01	<10	<10	9	<10	86	0.03			
L560675		<0.01	<10	<10	11	<10	92	<0.01			
L560676		<0.01	<10	<10	15	<10	66	<0.01			
L560677		<0.01	<10	<10	19	<10	123	0.08			
L560678		<0.01	<10	<10	14	<10	1085	0.14			
L560679		<0.01	<10	<10	16	<10	183	0.04			
L560680		<0.01	<10	<10	8	<10	100	0.02			

ALS Canada Ltd.

2103 Dollarton Hwy
North Vancouver BC V7H 0A7
Phone: 604 984 0221 Fax: 604 984 0218 www.alsglobal.com

To: **EQUITY EXPLORATION CONSULTANTS LTD.**
SUITE 200, 900 WEST HASTINGS STREET
VANCOUVER BC V6C 1E5

Finalized Date: 13-DEC-2011
Account: EIABRX

CERTIFICATE WH11210342

Project: BRX11- 01

P.O. No.: BRX11-01_30

This report is for 126 Drill Core samples submitted to our lab in Whitehorse, YT, Canada on 12-OCT-2011.

The following have access to data associated with this certificate:

HENRY AWMACK EQUITY ENG EMAIL RYAN TOOLE	DARCY BAKER TOBY HUGHES	WANDA CARTER SORIN POSESCU

SAMPLE PREPARATION

ALS CODE	DESCRIPTION
WEI-21	Received Sample Weight
LOG-24	Pulp Login - Rcd w/o Barcode
LOG-22d	Sample login - Rcd w/o BarCode dup
SPL-21d	Split sample - duplicate
PUL-31d	Pulverize Split - duplicate
LOG-22	Sample login - Rcd w/o BarCode
CRU-QC	Crushing QC Test
PUL-QC	Pulverizing QC Test
CRU-31	Fine crushing - 70% <2mm
SPL-21	Split sample - riffle splitter
PUL-31	Pulverize split to 85% <75 um

ANALYTICAL PROCEDURES

ALS CODE	DESCRIPTION	INSTRUMENT
Ag-GRA21	Ag 30g FA-GRAV finish	WST-SIM
Cu-AA46	Ore grade Cu - aqua regia/AA	AAS
Pb-AA46	Ore grade Pb - aqua regia/AA	AAS
Zn-AA46	Ore grade Zn - aqua regia/AA	AAS
ME-ICP41	35 Element Aqua Regia ICP-AES	ICP-AES
Au-AA25	Ore Grade Au 30g FA AA finish	AAS

To: **EQUITY EXPLORATION CONSULTANTS LTD.**
ATTN: WANDA CARTER
SUITE 200, 900 WEST HASTINGS STREET
VANCOUVER BC V6C 1E5

This is the Final Report and supersedes any preliminary report with this certificate number. Results apply to samples as submitted. All pages of this report have been checked and approved for release.

Signature:
Colin Ramshaw, Vancouver Laboratory Manager

ALS Canada Ltd.

2103 Dollarton Hwy
North Vancouver BC V7H 0A7
Phone: 604 984 0221 Fax: 604 984 0218 www.alsglobal.com

To: **EQUITY EXPLORATION CONSULTANTS LTD.**
SUITE 200, 900 WEST HASTINGS STREET
VANCOUVER BC V6C 1E5

Finalized Date: 13-DEC-2011
Account: EIABRX

Project: BRX11-01

CERTIFICATE OF ANALYSIS WH11210342

Sample Description	Method / Analyte / Units / LOR	WEI-21 Recvd Wt. kg 0.02	ME-ICP41 Ag ppm 0.2	ME-ICP41 Al % 0.01	ME-ICP41 As ppm 2	ME-ICP41 B ppm 10	ME-ICP41 Ba ppm 10	ME-ICP41 Be ppm 0.5	ME-ICP41 Bi ppm 2	ME-ICP41 Ca % 0.01	ME-ICP41 Cd ppm 0.5	ME-ICP41 Co ppm 1	ME-ICP41 Cr ppm 1	ME-ICP41 Cu ppm 1	ME-ICP41 Fe % 0.01	ME-ICP41 Ga ppm 10
L844501		2.81	0.6	0.55	812	<10	90	0.7	<2	1.88	1.7	6	3	8	3.26	<10
L844502		4.90	2.4	0.56	1510	<10	60	0.5	<2	1.17	5.5	7	3	15	3.53	<10
L844503		5.22	4.9	0.68	5770	<10	40	0.5	<2	0.70	9.1	8	3	28	3.58	<10
L844504		4.31	6.4	0.53	6800	<10	80	<0.5	<2	1.00	17.5	8	2	24	3.34	<10
L844505		5.93	3.5	0.58	1630	<10	50	<0.5	<2	1.05	7.6	7	2	15	3.08	<10
L844506		4.70	4.2	0.51	3950	<10	60	<0.5	<2	1.00	29.9	8	3	21	4.03	<10
L844507		6.27	3.3	0.58	2340	<10	50	<0.5	<2	0.69	23.3	8	4	21	3.44	<10
L844508		2.81	0.9	0.63	510	<10	80	0.5	<2	1.15	4.1	8	2	15	2.70	<10
L844509		6.10	3.7	0.76	2580	<10	60	<0.5	<2	1.44	29.2	8	3	26	3.30	<10
L844510		7.56	2.9	0.57	1670	<10	60	0.5	<2	1.63	18.1	7	3	27	3.37	<10
L844511		6.12	0.4	0.61	127	<10	70	<0.5	<2	0.99	2.1	7	3	8	2.71	<10
L844512		4.99	0.4	0.95	57	<10	120	<0.5	<2	2.05	2.1	6	2	10	3.07	<10
L844513		6.06	3.0	1.02	1490	<10	70	<0.5	<2	1.31	16.7	7	3	17	3.31	<10
L844514		3.16	3.8	0.56	3580	<10	60	<0.5	<2	1.25	34.7	9	3	23	3.38	<10
L844515		3.59	2.2	0.52	1450	<10	20	<0.5	<2	1.26	13.1	10	2	19	3.35	<10
L844516		2.14	4.2	0.50	2590	<10	70	<0.5	<2	1.03	28.7	7	3	29	3.89	<10
L844517		3.19	5.1	0.50	3250	<10	40	<0.5	<2	0.95	29.5	7	2	28	3.74	<10
L844518		2.26	4.6	0.43	1920	<10	90	<0.5	<2	0.92	19.8	6	2	39	3.85	<10
L844519		2.33	4.4	0.47	2170	<10	90	0.5	<2	0.96	13.6	7	2	22	3.24	<10
L844520		0.08	77.7	1.49	472	<10	30	<0.5	8	1.87	52.7	26	72	>10000	5.77	10
L844521		0.41	0.2	0.04	19	<10	20	<0.5	<2	19.2	<0.5	1	1	76	0.44	<10
L844522		2.95	1.4	0.75	382	<10	100	<0.5	<2	1.16	4.9	8	2	21	3.26	<10
L844523		2.66	1.3	1.01	84	<10	110	<0.5	<2	1.80	1.6	8	2	45	3.14	<10
L844524		2.72	5.0	0.65	2540	<10	80	0.5	<2	1.01	31.3	7	2	23	3.82	<10
L844525		2.42	1.8	0.59	204	<10	110	0.5	<2	0.91	3.3	7	2	18	3.16	<10
L844526		4.42	7.3	0.46	4360	<10	20	<0.5	<2	1.08	66.5	6	2	31	3.55	<10
L844527		3.54	9.6	0.48	5060	<10	80	<0.5	<2	1.15	96.0	7	2	35	3.74	<10
L844528		2.63	18.0	0.54	5460	<10	90	0.5	<2	0.80	77.2	6	2	35	3.65	<10
L844529		1.95	49.8	0.50	>10000	<10	70	<0.5	<2	0.83	15.7	6	3	55	4.65	<10
L844530		2.00	>100	0.46	7180	<10	60	<0.5	7	1.02	86.6	5	1	298	5.42	<10
L844531		2.69	86.2	0.55	7470	<10	80	0.5	4	0.76	27.5	6	2	145	4.00	<10
L844532		4.92	66.3	0.44	6680	<10	60	0.5	<2	0.80	29.1	6	1	96	3.52	<10
L844533		4.19	>100	0.44	8120	<10	50	<0.5	4	0.64	60.4	5	1	321	5.67	<10
L844534		1.87	>100	0.48	7390	<10	40	<0.5	3	0.66	34.6	7	2	176	5.99	<10
L844535		3.12	>100	0.44	>10000	<10	30	0.5	6	1.34	60.7	4	1	341	8.00	<10
L844536		2.92	92.8	0.49	>10000	<10	70	0.5	3	0.50	18.5	7	2	127	4.39	<10
L844537		2.78	31.6	0.51	4940	<10	80	0.5	<2	0.38	13.3	7	2	47	3.28	<10
L844538		4.90	82.5	0.46	8770	<10	40	0.5	2	0.75	27.0	7	1	104	4.11	<10
L844539		1.35	64.4	0.46	5870	<10	30	0.5	2	0.47	19.2	7	2	87	3.45	<10
L844540		2.69	13.7	0.59	2380	<10	30	0.5	<2	0.68	32.1	5	2	21	2.75	<10

ALS Canada Ltd.

2103 Dollarton Hwy
North Vancouver BC V7H 0A7
Phone: 604 984 0221 Fax: 604 984 0218 www.alsglobal.com

To: **EQUITY EXPLORATION CONSULTANTS LTD.**
SUITE 200, 900 WEST HASTINGS STREET
VANCOUVER BC V6C 1E5

Finalized Date: 13-DEC-2011
Account: EIABRX

Project: BRX11- 01

CERTIFICATE OF ANALYSIS WH11210342

Sample Description	Method / Analyte / Units / LOR	ME-ICP41 Hg ppm 1	ME-ICP41 K % 0.01	ME-ICP41 La ppm 10	ME-ICP41 Mg % 0.01	ME-ICP41 Mn ppm 5	ME-ICP41 Mo ppm 1	ME-ICP41 Na % 0.01	ME-ICP41 Ni ppm 1	ME-ICP41 P ppm 10	ME-ICP41 Pb ppm 2	ME-ICP41 S % 0.01	ME-ICP41 Sb ppm 2	ME-ICP41 Sc ppm 1	ME-ICP41 Sr ppm 1	ME-ICP41 Th ppm 20
L844501		<1	0.30	10	0.65	4760	1	0.01	3	750	48	2.43	18	2	99	<20
L844502		<1	0.30	20	0.35	1525	1	0.02	5	820	142	3.45	24	1	115	<20
L844503		1	0.37	10	0.17	853	3	0.01	8	800	298	3.51	79	2	72	<20
L844504		<1	0.31	10	0.28	1245	1	0.01	5	800	351	3.19	97	1	97	<20
L844505		<1	0.33	10	0.28	1325	1	0.02	2	790	126	3.15	35	1	117	<20
L844506		<1	0.31	10	0.26	697	2	0.01	6	790	671	4.07	85	1	130	<20
L844507		<1	0.33	10	0.16	446	4	0.02	6	840	246	3.52	34	1	129	<20
L844508		<1	0.32	10	0.32	1365	5	0.01	4	830	59	2.35	14	2	202	<20
L844509		<1	0.35	10	0.35	1135	2	0.02	8	810	284	3.09	37	1	290	<20
L844510		1	0.28	10	0.44	1960	1	0.02	3	780	222	3.41	29	1	302	<20
L844511		<1	0.29	10	0.20	579	<1	0.04	3	830	49	2.29	9	1	205	<20
L844512		1	0.27	10	0.64	1225	<1	0.03	2	780	53	1.70	12	1	401	<20
L844513		<1	0.32	10	0.44	832	<1	0.03	4	900	154	2.26	21	1	324	<20
L844514		1	0.27	10	0.43	785	1	0.02	6	910	217	3.07	34	1	195	<20
L844515		<1	0.30	10	0.35	945	1	0.03	7	910	132	3.25	31	1	198	<20
L844516		<1	0.31	10	0.26	708	1	0.01	6	820	300	4.03	51	1	163	<20
L844517		<1	0.30	10	0.24	613	3	0.01	5	800	432	3.88	76	1	165	<20
L844518		1	0.26	10	0.22	588	3	0.02	9	820	258	3.91	71	1	132	<20
L844519		<1	0.27	10	0.23	645	1	0.02	6	850	201	3.24	61	1	179	<20
L844520		2	0.34	10	1.32	731	1240	0.09	231	1230	7840	4.13	73	6	204	<20
L844521		<1	0.03	<10	11.80	215	2	0.01	3	210	13	0.03	<2	<1	51	<20
L844522		<1	0.27	10	0.48	1330	1	0.04	4	890	89	2.03	33	2	164	<20
L844523		<1	0.27	10	0.79	2020	<1	0.04	3	910	43	1.30	34	2	322	<20
L844524		<1	0.32	10	0.32	761	2	0.02	5	850	376	3.74	111	1	180	<20
L844525		<1	0.27	10	0.30	884	<1	0.03	2	820	99	2.59	25	1	198	<20
L844526		1	0.28	10	0.27	605	2	0.02	6	840	426	3.73	126	1	251	<20
L844527		1	0.30	10	0.29	637	2	0.02	7	860	389	4.06	148	1	281	<20
L844528		<1	0.33	10	0.19	487	3	0.02	6	830	1220	3.80	367	1	245	<20
L844529		<1	0.31	10	0.22	534	4	0.02	5	680	1215	4.59	324	1	252	<20
L844530		<1	0.29	10	0.29	817	2	0.02	1	640	>10000	6.81	4360	1	246	<20
L844531		<1	0.33	10	0.19	401	3	0.02	4	810	2170	4.16	639	1	186	<20
L844532		<1	0.28	10	0.20	438	2	0.02	3	820	1920	3.61	477	1	202	<20
L844533		1	0.28	10	0.17	342	9	0.03	2	640	6370	6.90	1035	1	173	<20
L844534		<1	0.29	10	0.17	351	2	0.04	5	670	2840	7.10	386	1	185	<20
L844535		1	0.28	10	0.43	691	2	0.03	1	620	6670	10.00	698	1	272	<20
L844536		<1	0.31	10	0.13	211	3	0.04	5	630	1560	4.46	264	1	186	<20
L844537		<1	0.32	20	0.08	152	2	0.04	4	760	541	3.40	115	1	167	<20
L844538		<1	0.29	10	0.19	317	3	0.02	3	700	1645	4.27	357	1	212	<20
L844539		1	0.28	20	0.11	186	1	0.02	6	670	788	3.57	183	1	171	<20
L844540		<1	0.36	10	0.17	395	1	0.02	3	910	183	2.83	71	1	183	<20

ALS Canada Ltd.
2103 Dollarton Hwy
North Vancouver BC V7H 0A7
Phone: 604 984 0221 Fax: 604 984 0218 www.alsglobal.com

To: **EQUITY EXPLORATION CONSULTANTS LTD.**
SUITE 200, 900 WEST HASTINGS STREET
VANCOUVER BC V6C 1E5

Finalized Date: 13-DEC-2011
Account: EIABRX

Project: BRX11- 01

CERTIFICATE OF ANALYSIS WH11210342

Sample Description	Method / Analyte / Units / LOR	ME-ICP41 Ti % 0.01	ME-ICP41 Tl ppm 10	ME-ICP41 U ppm 10	ME-ICP41 V ppm 1	ME-ICP41 W ppm 10	ME-ICP41 Zn ppm 2	Au-AA25 Au ppm 0.01	Ag-GRA21 Ag ppm 5	Cu-AA46 Cu % 0.001	Pb-AA46 Pb % 0.001	Zn-AA46 Zn % 0.001
L844501		<0.01	<10	<10	15	<10	350	0.02				
L844502		<0.01	<10	<10	8	<10	653	0.03				
L844503		<0.01	<10	<10	7	<10	1140	0.10				
L844504		<0.01	<10	<10	5	<10	1575	0.13				
L844505		<0.01	<10	<10	5	<10	678	0.04				
L844506		<0.01	<10	<10	5	<10	2380	0.02				
L844507		<0.01	<10	<10	6	<10	1750	0.01				
L844508		<0.01	<10	<10	9	<10	365	<0.01				
L844509		<0.01	<10	<10	10	<10	2100	0.02				
L844510		<0.01	<10	<10	10	<10	1425	0.01				
L844511		<0.01	<10	<10	7	<10	190	<0.01				
L844512		<0.01	<10	<10	13	<10	199	<0.01				
L844513		<0.01	<10	<10	14	<10	1165	0.02				
L844514		<0.01	<10	<10	7	<10	2330	0.01				
L844515		<0.01	<10	<10	7	<10	1005	<0.01				
L844516		<0.01	<10	<10	5	<10	2370	0.01				
L844517		<0.01	<10	<10	5	<10	2530	0.02				
L844518		<0.01	<10	<10	5	<10	1875	0.01				
L844519		<0.01	<10	<10	5	<10	1270	0.01				
L844520		0.10	<10	<10	72	20	8690	1.31		2.40		
L844521		<0.01	<10	<10	3	<10	49	<0.01				
L844522		<0.01	<10	<10	15	<10	463	<0.01				
L844523		<0.01	<10	<10	20	<10	189	<0.01				
L844524		<0.01	<10	<10	8	<10	2710	0.01				
L844525		<0.01	<10	<10	8	<10	290	<0.01				
L844526		<0.01	<10	<10	5	<10	4650	0.02				
L844527		<0.01	<10	<10	6	<10	6990	0.05				
L844528		<0.01	<10	<10	6	<10	5080	0.13				
L844529		<0.01	<10	<10	6	<10	1230	0.52				
L844530		<0.01	<10	<10	6	<10	6220	1.96	290		1.460	
L844531		<0.01	<10	<10	6	<10	2010	0.29				
L844532		<0.01	<10	<10	5	<10	2180	0.15				
L844533		<0.01	<10	<10	5	<10	4260	0.29	301			
L844534		<0.01	<10	<10	6	<10	2910	0.25	149			
L844535		<0.01	<10	<10	6	<10	4820	0.28	302			
L844536		<0.01	<10	<10	5	<10	1450	0.22				
L844537		<0.01	<10	<10	5	<10	1060	0.13				
L844538		<0.01	<10	<10	5	<10	2290	0.19				
L844539		<0.01	<10	<10	5	<10	1555	0.14				
L844540		<0.01	<10	<10	5	<10	2450	0.04				

ALS Canada Ltd.

2103 Dollarton Hwy
North Vancouver BC V7H 0A7
Phone: 604 984 0221 Fax: 604 984 0218 www.alsglobal.com

To: **EQUITY EXPLORATION CONSULTANTS LTD.**
SUITE 200, 900 WEST HASTINGS STREET
VANCOUVER BC V6C 1E5

Finalized Date: 13-DEC-2011
Account: EIABRX

Project: BRX11- 01

CERTIFICATE OF ANALYSIS WH11210342

Sample Description	Method	WEI-21	ME-ICP41	ME-ICP41	ME-ICP41	ME-ICP41	ME-ICP41	ME-ICP41	ME-ICP41	ME-ICP41	ME-ICP41	ME-ICP41	ME-ICP41	ME-ICP41	ME-ICP41	ME-ICP41
	Analyte	Recvd Wt.	Ag	Al	As	B	Ba	Be	Bi	Ca	Cd	Co	Cr	Cu	Fe	Ga
	Units	kg	ppm	%	ppm	ppm	ppm	ppm	ppm	%	ppm	ppm	ppm	ppm	%	ppm
	LOR	0.02	0.2	0.01	2	10	10	0.5	2	0.01	0.5	1	1	1	0.01	10
L844541		<0.02	11.8	0.57	2030	<10	40	0.5	<2	0.68	27.1	5	3	19	2.71	<10
L844542		0.08	39.2	0.79	155	<10	10	<0.5	53	0.49	220	169	49	>10000	17.3	10
L844543		0.41	0.4	0.07	22	<10	20	<0.5	<2	18.6	<0.5	1	1	42	0.47	<10
L844544		2.84	10.6	0.49	2360	<10	80	0.5	<2	0.81	15.3	6	2	16	3.09	<10
L844545		2.37	36.7	0.60	5280	<10	90	0.7	<2	0.53	7.8	12	1	49	3.40	<10
L844546		3.48	43.7	0.51	9170	<10	80	0.5	2	0.72	96.5	9	2	70	3.68	<10
L844547		2.90	54.7	0.46	5980	<10	90	0.5	2	1.03	32.9	6	2	75	3.12	<10
L844548		3.18	28.2	0.48	6750	<10	70	<0.5	<2	1.08	52.6	6	2	43	3.96	<10
L844549		2.80	17.6	0.55	5720	<10	110	0.5	<2	0.90	43.5	5	1	28	2.78	<10
L844550		3.34	7.5	0.43	2730	<10	80	<0.5	<2	0.41	29.2	6	2	13	2.69	<10
L844551		3.12	49.8	0.47	4080	<10	80	<0.5	<2	0.57	10.8	6	1	63	3.59	<10
L844552		2.92	80.4	0.48	>10000	<10	80	<0.5	2	0.99	42.2	5	2	120	5.36	<10
L844553		2.58	14.2	0.53	7960	<10	60	0.5	<2	1.04	37.2	5	2	27	3.49	<10
L844554		3.21	10.3	0.51	5610	<10	20	0.5	<2	0.80	28.9	7	3	31	3.72	<10
L844555		2.94	7.2	0.55	5770	<10	10	0.5	<2	1.09	35.8	7	2	26	3.79	<10
L844556		2.85	13.1	0.55	7380	<10	50	0.5	<2	1.68	50.5	6	2	33	3.48	<10
L844557		2.26	17.9	0.68	6450	<10	60	0.5	2	1.67	21.3	7	2	45	3.55	<10
L844558		3.23	17.6	0.51	6250	<10	50	<0.5	<2	0.85	33.5	8	2	38	3.70	<10
L844559		3.18	39.1	0.56	6830	<10	40	<0.5	2	0.59	34.5	8	2	87	4.55	<10
L844560		0.09	80.9	1.64	477	<10	20	<0.5	4	1.94	53.2	28	73	>10000	5.94	<10
L844561		0.41	<0.2	0.04	39	<10	10	<0.5	<2	18.7	<0.5	2	1	126	0.44	<10
L844562		3.20	15.8	0.51	9590	<10	40	<0.5	<2	0.51	39.5	7	2	37	3.93	<10
L844563		3.16	26.1	0.46	7180	<10	40	<0.5	<2	0.49	38.0	7	2	51	3.62	<10
L844564		2.98	45.8	0.59	>10000	<10	40	0.5	2	0.54	66.8	9	3	98	3.90	<10
L844565		3.38	22.6	0.45	9170	<10	60	<0.5	<2	0.56	61.4	7	2	46	3.51	<10
L844566		3.24	46.6	0.53	>10000	<10	40	<0.5	2	0.48	51.4	7	2	75	4.14	<10
L844567		3.23	>100	0.45	7120	<10	50	<0.5	6	0.61	75.7	7	2	273	4.34	<10
L844568		2.83	52.3	0.60	7100	<10	40	<0.5	2	0.50	8.8	8	3	130	3.92	<10
L844569		3.06	43.3	0.52	7030	<10	30	<0.5	<2	0.43	17.6	7	2	91	4.00	<10
L844570		3.16	>100	0.54	8800	<10	20	<0.5	5	0.93	20.0	7	3	234	5.53	<10
L844571		2.75	>100	0.54	7460	<10	30	<0.5	6	0.71	19.8	7	3	295	5.53	<10
L844572		2.42	>100	0.62	7710	<10	20	0.5	5	0.85	96.5	7	2	336	5.90	<10
L844573		3.16	>100	0.53	9730	<10	20	0.5	7	1.01	53.2	7	2	412	6.06	<10
L844574		3.42	>100	0.53	6750	<10	20	<0.5	6	0.75	33.1	6	2	303	5.40	<10
L844575		3.18	>100	0.52	4340	<10	30	<0.5	7	1.25	49.0	6	3	367	5.04	<10
L844576		3.21	>100	0.54	4490	<10	20	<0.5	6	0.69	63.3	7	2	286	5.37	<10
L844577		2.97	>100	0.60	8200	<10	20	0.5	8	0.97	56.1	7	2	374	6.05	<10
L844578		3.09	27.9	0.91	4070	<10	50	0.6	<2	2.31	24.1	6	2	52	4.15	<10
L844579		3.14	85.3	0.54	3960	<10	30	<0.5	<2	1.40	87.7	6	2	132	4.74	<10
L844580		2.18	>100	0.58	7060	<10	20	<0.5	7	0.67	109.5	6	2	292	5.60	<10

ALS Canada Ltd.

2103 Dollarton Hwy
North Vancouver BC V7H 0A7
Phone: 604 984 0221 Fax: 604 984 0218 www.alsglobal.com

To: **EQUITY EXPLORATION CONSULTANTS LTD.**
SUITE 200, 900 WEST HASTINGS STREET
VANCOUVER BC V6C 1E5

Finalized Date: 13-DEC-2011
Account: EIABRX

Project: BRX11- 01

CERTIFICATE OF ANALYSIS WH11210342

Sample Description	Method / Analyte / Units / LOR	ME-ICP41 Hg ppm 1	ME-ICP41 K % 0.01	ME-ICP41 La ppm 10	ME-ICP41 Mg % 0.01	ME-ICP41 Mn ppm 5	ME-ICP41 Mo ppm 1	ME-ICP41 Na % 0.01	ME-ICP41 Ni ppm 1	ME-ICP41 P ppm 10	ME-ICP41 Pb ppm 2	ME-ICP41 S % 0.01	ME-ICP41 Sb ppm 2	ME-ICP41 Sc ppm 1	ME-ICP41 Sr ppm 1	ME-ICP41 Th ppm 20
L844541		<1	0.35	10	0.17	417	1	0.03	2	860	154	2.69	62	1	185	<20
L844542		14	0.16	10	0.53	701	35	0.04	45	220	6310	>10.0	28	1	19	<20
L844543		<1	0.05	<10	11.30	197	<1	0.01	2	210	13	0.06	2	<1	47	<20
L844544		<1	0.31	20	0.21	402	<1	0.02	3	800	276	3.15	68	1	215	<20
L844545		<1	0.37	10	0.13	182	2	0.04	4	840	466	3.44	118	1	222	<20
L844546		1	0.31	10	0.17	289	16	0.05	7	880	437	3.94	173	1	225	<20
L844547		<1	0.29	10	0.28	477	1	0.05	2	730	664	3.04	217	1	252	<20
L844548		<1	0.30	10	0.30	494	2	0.04	3	800	415	4.14	170	1	272	<20
L844549		1	0.36	20	0.24	414	1	0.04	3	620	346	2.75	156	1	272	<20
L844550		1	0.26	10	0.09	136	<1	0.04	1	850	96	2.80	55	1	154	<20
L844551		<1	0.28	10	0.14	249	1	0.03	2	780	907	3.80	381	1	167	<20
L844552		1	0.30	10	0.30	529	2	0.03	1	660	1665	5.50	756	1	229	<20
L844553		<1	0.33	10	0.30	575	1	0.04	3	840	346	3.45	193	1	233	<20
L844554		<1	0.31	10	0.24	386	2	0.03	6	750	271	3.81	106	1	257	<20
L844555		1	0.33	10	0.32	705	1	0.04	5	810	358	3.82	119	1	259	<20
L844556		<1	0.33	10	0.51	943	1	0.04	2	810	647	3.44	208	1	447	<20
L844557		1	0.41	10	0.51	1040	1	0.06	3	790	752	3.45	238	1	390	<20
L844558		<1	0.31	10	0.23	474	1	0.06	5	810	867	3.87	271	1	236	<20
L844559		<1	0.34	10	0.15	306	1	0.06	4	810	1985	4.83	630	1	178	<20
L844560		2	0.37	10	1.39	765	1235	0.10	232	1210	7730	4.23	65	7	209	<20
L844561		1	0.02	<10	11.45	189	1	0.01	4	140	19	0.02	5	<1	46	<20
L844562		<1	0.32	10	0.11	222	3	0.05	5	760	401	3.99	163	1	160	<20
L844563		1	0.29	10	0.11	178	2	0.05	6	770	385	3.81	152	1	150	<20
L844564		<1	0.36	10	0.11	241	2	0.06	8	820	368	4.05	189	1	167	<20
L844565		<1	0.30	10	0.12	246	3	0.05	6	770	552	3.69	208	1	163	<20
L844566		<1	0.32	10	0.12	212	2	0.06	8	670	615	4.27	259	1	157	<20
L844567		1	0.29	10	0.16	329	2	0.06	5	620	4760	4.97	1605	1	183	<20
L844568		<1	0.36	10	0.13	231	2	0.05	9	620	1845	4.06	628	1	167	<20
L844569		1	0.32	10	0.10	176	2	0.04	7	580	2120	4.25	714	1	138	<20
L844570		<1	0.33	10	0.29	500	2	0.04	7	510	2500	6.33	982	1	237	<20
L844571		<1	0.33	10	0.21	376	3	0.05	5	530	1850	6.30	838	1	194	<20
L844572		1	0.38	10	0.24	534	3	0.06	13	660	3090	7.27	1425	1	201	<20
L844573		1	0.32	10	0.31	558	3	0.06	9	580	2400	7.11	1235	1	247	<20
L844574		<1	0.32	10	0.21	374	5	0.06	7	580	1570	6.25	823	1	182	<20
L844575		1	0.32	10	0.35	919	2	0.06	4	590	2280	5.98	1275	1	242	<20
L844576		1	0.33	10	0.17	395	1	0.07	4	730	3710	6.74	2010	1	163	<20
L844577		1	0.35	10	0.31	545	2	0.07	3	660	3030	7.38	1725	1	193	<20
L844578		<1	0.34	10	0.82	856	1	0.07	2	710	623	4.19	317	1	336	<20
L844579		1	0.32	10	0.43	911	1	0.06	3	700	7170	6.23	4760	2	241	<20
L844580		1	0.35	10	0.18	438	1	0.07	2	680	7000	7.28	4610	1	149	<20

ALS Canada Ltd.
2103 Dollarton Hwy
North Vancouver BC V7H 0A7
Phone: 604 984 0221 Fax: 604 984 0218 www.alsglobal.com

To: **EQUITY EXPLORATION CONSULTANTS LTD.**
SUITE 200, 900 WEST HASTINGS STREET
VANCOUVER BC V6C 1E5

Finalized Date: 13-DEC-2011
Account: EIABRX

Project: BRX11- 01

CERTIFICATE OF ANALYSIS WH11210342

Sample Description	Method / Analyte / Units / LOR	ME-ICP41 Ti % 0.01	ME-ICP41 Tl ppm 10	ME-ICP41 U ppm 10	ME-ICP41 V ppm 1	ME-ICP41 W ppm 10	ME-ICP41 Zn ppm 2	Au-AA25 Au ppm 0.01	Ag-GRA21 Ag ppm 5	Cu-AA46 Cu % 0.001	Pb-AA46 Pb % 0.001	Zn-AA46 Zn % 0.001
L844541		<0.01	<10	<10	5	<10	2070	0.06				
L844542		0.04	<10	<10	18	10	>10000	0.45		1.305		7.11
L844543		<0.01	<10	<10	3	<10	214	<0.01				
L844544		<0.01	<10	<10	5	<10	1205	0.04				
L844545		<0.01	<10	<10	6	<10	579	0.10				
L844546		<0.01	<10	<10	5	<10	6680	0.18				
L844547		<0.01	<10	<10	5	<10	2310	0.14				
L844548		<0.01	<10	<10	6	<10	3610	0.21				
L844549		<0.01	<10	<10	5	<10	3220	0.26				
L844550		<0.01	<10	<10	4	<10	2360	0.11				
L844551		<0.01	<10	<10	5	<10	962	0.42				
L844552		<0.01	<10	<10	6	<10	3590	0.85				
L844553		<0.01	<10	<10	6	<10	2930	0.19				
L844554		<0.01	<10	<10	5	<10	2060	0.10				
L844555		<0.01	<10	<10	5	<10	2660	0.06				
L844556		<0.01	<10	<10	5	<10	3800	0.07				
L844557		<0.01	<10	<10	6	<10	1635	0.06				
L844558		<0.01	<10	<10	5	<10	2610	0.12				
L844559		<0.01	<10	<10	5	<10	2900	0.23				
L844560		0.11	<10	<10	72	<10	8880	1.34		2.43		
L844561		<0.01	<10	<10	2	<10	70	0.01				
L844562		<0.01	<10	<10	4	<10	3070	0.37				
L844563		<0.01	<10	<10	5	<10	2970	0.41				
L844564		<0.01	<10	<10	5	<10	5510	0.41				
L844565		<0.01	<10	<10	4	<10	5370	0.29				
L844566		<0.01	<10	<10	5	<10	4670	0.31				
L844567		<0.01	<10	<10	4	<10	7950	0.33	135			
L844568		<0.01	<10	<10	5	<10	811	0.28				
L844569		<0.01	<10	<10	5	<10	1555	0.34				
L844570		<0.01	<10	<10	5	<10	1795	0.41	98			
L844571		<0.01	<10	<10	5	<10	1610	0.55	132			
L844572		<0.01	<10	<10	6	<10	>10000	0.41	177			0.946
L844573		<0.01	<10	<10	5	<10	6640	0.48	216			
L844574		<0.01	<10	<10	5	<10	4150	0.49	160			
L844575		<0.01	<10	<10	5	<10	6310	0.41	209			
L844576		<0.01	<10	<10	5	<10	9930	0.43	180			
L844577		<0.01	<10	<10	6	<10	9660	0.46	223			
L844578		<0.01	<10	<10	8	<10	3180	0.16				
L844579		<0.01	<10	<10	7	<10	>10000	0.28				1.325
L844580		<0.01	<10	<10	5	10	>10000	0.41	194			1.465

ALS Canada Ltd.

2103 Dollarton Hwy
North Vancouver BC V7H 0A7
Phone: 604 984 0221 Fax: 604 984 0218 www.alsglobal.com

To: **EQUITY EXPLORATION CONSULTANTS LTD.**
SUITE 200, 900 WEST HASTINGS STREET
VANCOUVER BC V6C 1E5

Finalized Date: 13-DEC-2011
Account: EIABRX

Project: BRX11- 01

CERTIFICATE OF ANALYSIS WH11210342

Sample Description	Method	WEI-21	ME-ICP41	ME-ICP41	ME-ICP41	ME-ICP41	ME-ICP41	ME-ICP41	ME-ICP41	ME-ICP41	ME-ICP41	ME-ICP41	ME-ICP41	ME-ICP41	ME-ICP41	ME-ICP41
	Analyte	Recvd Wt.	Ag	Al	As	B	Ba	Be	Bi	Ca	Cd	Co	Cr	Cu	Fe	Ga
	Units	kg	ppm	%	ppm	ppm	ppm	ppm	ppm	%	ppm	ppm	ppm	ppm	%	ppm
	LOR	0.02	0.2	0.01	2	10	10	0.5	2	0.01	0.5	1	1	1	0.01	10
L844581		1.81	>100	0.62	7410	<10	30	0.5	7	0.97	40.7	7	2	381	5.91	<10
L844582		0.08	39.9	0.82	155	<10	<10	<0.5	27	0.50	218	177	52	>10000	18.0	10
L844583		0.43	0.4	0.04	22	<10	10	<0.5	<2	19.1	0.5	1	1	37	0.50	<10
L844584		2.32	>100	0.69	8270	<10	20	0.5	9	0.85	33.7	7	2	393	5.99	<10
L844585		3.53	83.8	0.81	6610	<10	40	0.5	3	2.14	14.6	6	2	155	4.86	<10
L844586		1.70	85.1	0.64	4690	<10	40	0.5	2	0.90	53.0	7	3	149	4.02	<10
L844587		3.58	1.2	0.49	668	<10	160	<0.5	<2	1.57	2.7	5	3	4	1.28	<10
L844588		3.68	>100	0.76	5700	<10	30	0.5	4	1.88	89.8	6	2	208	5.05	<10
L844589		3.69	>100	0.58	7760	<10	50	0.5	4	1.71	50.8	5	2	221	4.46	<10
L844590		2.63	88.6	0.56	>10000	<10	80	0.5	4	0.76	35.1	7	2	155	4.59	<10
L844591		2.52	28.0	0.64	2240	<10	90	0.5	2	0.65	9.7	7	2	44	3.28	<10
L844592		2.75	>100	0.53	>10000	<10	60	0.5	6	1.46	83.3	6	1	279	5.38	<10
L844593		2.65	63.8	0.62	7700	<10	50	0.6	4	0.84	11.6	7	2	132	4.25	<10
L844594		3.27	>100	0.50	>10000	<10	70	0.5	9	0.58	47.1	6	1	281	5.56	<10
L844595		3.12	32.7	0.56	6040	<10	80	0.5	3	1.26	12.7	8	2	105	3.70	<10
L844596		3.30	19.2	0.55	7230	<10	90	0.5	3	0.81	52.2	7	3	79	3.53	<10
L844597		3.01	12.3	0.54	6440	<10	90	0.5	2	0.75	34.5	7	3	42	3.22	<10
L844598		2.84	13.0	0.51	3280	<10	100	<0.5	<2	1.16	31.3	5	2	37	2.97	<10
L844599		2.71	12.5	0.59	7060	<10	90	0.5	3	2.11	32.6	6	2	43	3.66	<10
L844600		0.10	83.9	1.69	505	10	30	<0.5	2	1.98	55.1	27	76	>10000	6.10	10
L844601		0.57	<0.2	0.13	22	<10	20	<0.5	<2	20.2	<0.5	1	5	94	0.49	<10
L844602		3.59	49.8	0.53	8680	<10	80	0.5	5	1.53	44.7	7	3	128	4.30	<10
L844603		2.87	10.1	0.50	6280	<10	30	<0.5	3	1.56	12.6	7	3	32	3.83	<10
L844604		3.69	8.5	0.58	5300	<10	50	0.5	2	0.83	16.7	7	3	30	3.49	<10
L844605		3.32	14.2	0.51	8090	<10	50	0.5	3	1.32	30.8	7	2	44	3.32	<10
L844606		2.90	12.3	0.56	6380	<10	90	<0.5	<2	1.28	22.6	6	3	36	3.59	<10
L844607		3.05	12.6	0.53	5630	<10	30	<0.5	2	0.81	21.8	6	2	33	3.36	<10
L844608		3.90	92.2	0.54	5180	<10	90	0.5	7	1.69	12.0	6	2	210	3.68	<10
L844609		3.49	66.3	0.51	9590	<10	50	0.5	6	0.66	8.7	7	3	244	4.69	<10
L844610		3.21	28.5	0.61	7540	<10	70	0.5	4	1.34	17.1	7	2	91	3.48	<10
L844611		3.02	12.4	0.58	6120	<10	50	0.5	3	2.29	47.3	7	2	43	3.42	<10
L844612		2.42	2.7	1.10	1285	<10	110	0.5	2	1.71	5.1	7	3	20	2.68	<10
L844613		3.31	3.7	1.21	2250	<10	100	<0.5	2	1.87	2.1	7	2	23	2.79	<10
L844614		2.01	52.5	0.90	4280	<10	30	<0.5	3	1.36	32.6	8	2	94	3.48	<10
L844615		2.09	37.5	0.60	4310	<10	80	0.5	<2	1.23	13.8	6	2	81	3.54	<10
L844616		2.52	15.8	0.64	598	<10	130	<0.5	<2	1.42	3.5	5	2	18	2.31	<10
L844617		3.16	>100	0.60	3030	<10	90	<0.5	7	1.76	36.9	5	1	196	4.21	<10
L844618		3.24	>100	0.58	6270	<10	60	<0.5	6	0.66	15.3	7	2	221	4.59	<10
L844619		3.15	21.0	0.56	2590	<10	110	<0.5	<2	0.71	8.3	7	2	32	2.96	<10
L844620		2.40	66.9	0.65	4890	<10	40	<0.5	3	1.12	17.6	7	2	103	4.31	<10

ALS Canada Ltd.

2103 Dollarton Hwy
North Vancouver BC V7H 0A7
Phone: 604 984 0221 Fax: 604 984 0218 www.alsglobal.com

To: **EQUITY EXPLORATION CONSULTANTS LTD.**
SUITE 200, 900 WEST HASTINGS STREET
VANCOUVER BC V6C 1E5

Finalized Date: 13-DEC-2011
Account: EIABRX

Project: BRX11- 01

CERTIFICATE OF ANALYSIS WH11210342

Sample Description	Method / Analyte / Units / LOR	ME-ICP41 Hg ppm 1	ME-ICP41 K % 0.01	ME-ICP41 La ppm 10	ME-ICP41 Mg % 0.01	ME-ICP41 Mn ppm 5	ME-ICP41 Mo ppm 1	ME-ICP41 Na % 0.01	ME-ICP41 Ni ppm 1	ME-ICP41 P ppm 10	ME-ICP41 Pb ppm 2	ME-ICP41 S % 0.01	ME-ICP41 Sb ppm 2	ME-ICP41 Sc ppm 1	ME-ICP41 Sr ppm 1	ME-ICP41 Th ppm 20
L844581		1	0.38	10	0.28	554	2	0.06	4	680	2750	6.85	1730	1	189	<20
L844582		14	0.17	10	0.54	713	31	0.04	50	220	6040	>10.0	22	2	18	<20
L844583		<1	0.02	<10	11.15	210	<1	0.01	2	160	14	0.11	7	<1	47	<20
L844584		<1	0.41	10	0.25	457	2	0.07	5	710	2470	7.13	1500	1	175	<20
L844585		1	0.31	10	0.81	1105	2	0.06	3	670	914	4.58	547	1	342	<20
L844586		<1	0.36	10	0.29	607	1	0.05	3	730	2430	4.29	1205	1	163	<20
L844587		1	0.31	10	0.35	2140	2	0.05	3	470	316	0.42	108	1	140	<20
L844588		1	0.34	10	0.67	1380	1	0.05	3	640	>10000	6.30	6780	2	250	<20
L844589		1	0.34	10	0.53	1155	1	0.05	3	610	5910	4.82	3470	1	304	<20
L844590		1	0.33	20	0.21	483	3	0.05	5	680	3300	4.89	1430	1	155	<20
L844591		1	0.36	20	0.16	342	<1	0.05	3	860	752	3.46	435	1	155	<20
L844592		2	0.31	10	0.39	980	1	0.05	1	690	3260	6.70	1630	1	218	<20
L844593		1	0.35	10	0.18	358	1	0.06	1	780	748	4.61	543	1	199	<20
L844594		2	0.29	10	0.11	299	1	0.06	1	680	4490	6.92	3240	1	178	<20
L844595		1	0.33	10	0.20	516	<1	0.06	4	810	1040	4.13	745	1	363	<20
L844596		1	0.32	10	0.12	279	1	0.06	4	800	471	3.93	380	1	225	<20
L844597		1	0.30	10	0.08	244	1	0.06	4	810	343	3.47	287	1	235	<20
L844598		1	0.31	10	0.20	545	<1	0.05	2	760	735	3.21	516	1	270	<20
L844599		1	0.35	10	0.35	946	3	0.05	3	780	447	3.89	380	1	354	<20
L844600		3	0.37	10	1.41	777	1295	0.09	237	1300	8130	4.49	78	7	213	<20
L844601		2	0.05	<10	12.20	224	1	<0.01	2	230	18	0.03	5	<1	51	<20
L844602		2	0.30	10	0.27	600	1	0.06	4	730	1335	4.95	1040	1	342	<20
L844603		1	0.29	10	0.27	585	2	0.05	5	790	634	4.13	438	1	294	<20
L844604		1	0.33	10	0.19	342	1	0.05	4	820	360	3.69	231	1	181	<20
L844605		2	0.30	10	0.22	464	<1	0.05	3	730	446	3.60	343	1	279	<20
L844606		1	0.31	10	0.15	376	1	0.06	3	480	466	3.98	358	1	288	<20
L844607		1	0.31	10	0.16	357	1	0.05	3	500	496	3.69	377	1	189	<20
L844608		1	0.31	10	0.36	655	6	0.05	2	580	1660	4.05	1350	1	344	<20
L844609		1	0.30	10	0.10	199	2	0.06	6	760	762	5.10	668	1	182	<20
L844610		2	0.34	10	0.24	364	1	0.06	5	770	734	3.71	497	1	306	<20
L844611		1	0.33	20	0.50	867	1	0.06	3	820	592	3.56	330	1	478	<20
L844612		2	0.35	20	0.53	1135	<1	0.07	1	910	121	1.60	105	2	331	<20
L844613		1	0.29	20	0.69	1485	<1	0.06	1	890	104	1.12	83	2	409	<20
L844614		2	0.36	10	0.40	619	<1	0.08	3	750	1635	3.79	1000	2	365	<20
L844615		2	0.34	10	0.31	459	<1	0.07	2	770	518	3.77	410	1	295	<20
L844616		1	0.37	20	0.18	447	<1	0.06	<1	750	219	2.51	184	1	354	<20
L844617		2	0.30	10	0.47	633	<1	0.06	<1	650	3990	5.23	2920	1	349	<20
L844618		1	0.32	10	0.15	230	1	0.06	2	650	2450	5.23	1680	1	188	<20
L844619		2	0.32	10	0.13	279	<1	0.06	4	670	456	3.25	331	1	196	<20
L844620		1	0.36	10	0.16	327	1	0.07	2	660	1425	4.92	758	1	274	<20

ALS Canada Ltd.

2103 Dollarton Hwy
North Vancouver BC V7H 0A7
Phone: 604 984 0221 Fax: 604 984 0218 www.alsglobal.com

To: **EQUITY EXPLORATION CONSULTANTS LTD.**
SUITE 200, 900 WEST HASTINGS STREET
VANCOUVER BC V6C 1E5

Finalized Date: 13-DEC-2011
Account: EIABRX

Project: BRX11- 01

CERTIFICATE OF ANALYSIS WH11210342

Sample Description	Method	ME-ICP41	ME-ICP41	ME-ICP41	ME-ICP41	ME-ICP41	ME-ICP41	Au-AA25	Ag-GRA21	Cu-AA46	Pb-AA46	Zn-AA46
	Analyte	Ti	Tl	U	V	W	Zn	Au	Ag	Cu	Pb	Zn
	Units	%	ppm	ppm	ppm	ppm	ppm	ppm	ppm	%	%	%
	LOR	0.01	10	10	1	10	2	0.01	5	0.001	0.001	0.001
L844581		<0.01	<10	<10	6	<10	6860	0.45	238			
L844582		0.04	<10	<10	15	10	>10000	0.52		1.390		7.04
L844583		<0.01	<10	<10	1	<10	185	<0.01				
L844584		<0.01	<10	<10	7	<10	5610	0.50	230			
L844585		<0.01	<10	<10	7	<10	2000	0.28				
L844586		<0.01	<10	<10	5	<10	6820	0.21				
L844587		<0.01	<10	<10	6	<10	288	0.03				
L844588		<0.01	<10	<10	9	10	>10000	0.24	139		1.165	1.380
L844589		<0.01	<10	<10	6	<10	7430	0.24	139			
L844590		<0.01	<10	<10	6	10	5570	0.32				
L844591		<0.01	<10	<10	6	<10	1535	0.08				
L844592		<0.01	<10	<10	6	10	>10000	0.33	135			1.780
L844593		<0.01	<10	<10	6	10	2420	0.21				
L844594		<0.01	<10	<10	6	10	>10000	0.38	115			1.135
L844595		<0.01	<10	<10	6	10	2630	0.18				
L844596		<0.01	<10	<10	6	20	5630	0.24				
L844597		<0.01	<10	<10	5	10	3540	0.19				
L844598		<0.01	<10	<10	5	10	3340	0.11				
L844599		<0.01	<10	<10	6	10	4380	0.21				
L844600		0.11	<10	<10	78	50	8870	1.52		2.43		
L844601		<0.01	<10	<10	3	<10	68	<0.01				
L844602		<0.01	<10	<10	6	30	8550	0.24				
L844603		<0.01	<10	<10	6	<10	1920	0.10				
L844604		<0.01	<10	<10	6	10	2240	0.07				
L844605		<0.01	<10	<10	5	10	3690	0.12				
L844606		<0.01	<10	<10	6	10	2820	0.16				
L844607		<0.01	<10	<10	5	10	3100	0.22				
L844608		<0.01	<10	<10	6	10	2770	0.34				
L844609		<0.01	<10	<10	6	<10	1505	0.44				
L844610		<0.01	<10	<10	7	10	2320	0.25				
L844611		<0.01	<10	<10	7	10	4320	0.18				
L844612		<0.01	<10	<10	17	<10	630	0.01				
L844613		<0.01	<10	<10	20	<10	358	<0.01				
L844614		<0.01	<10	<10	14	<10	>10000	0.13				1.200
L844615		<0.01	<10	<10	7	10	2180	0.20				
L844616		<0.01	<10	<10	5	<10	602	0.11				
L844617		<0.01	<10	<10	7	20	8710	0.27	191			
L844618		<0.01	<10	<10	6	10	4910	0.43	162			
L844619		<0.01	<10	<10	5	<10	2050	0.15				
L844620		<0.01	<10	<10	6	10	5480	0.30				

ALS Canada Ltd.

2103 Dollarton Hwy
North Vancouver BC V7H 0A7
Phone: 604 984 0221 Fax: 604 984 0218 www.alsglobal.com

To: **EQUITY EXPLORATION CONSULTANTS LTD.**
SUITE 200, 900 WEST HASTINGS STREET
VANCOUVER BC V6C 1E5

Finalized Date: 13-DEC-2011
Account: EIABRX

Project: BRX11-01

CERTIFICATE OF ANALYSIS WH11210342

Sample Description	Method	WEI-21	ME-ICP41	ME-ICP41	ME-ICP41	ME-ICP41	ME-ICP41	ME-ICP41	ME-ICP41	ME-ICP41	ME-ICP41	ME-ICP41	ME-ICP41	ME-ICP41	ME-ICP41	ME-ICP41
	Analyte	Recvd Wt.	Ag	Al	As	B	Ba	Be	Bi	Ca	Cd	Co	Cr	Cu	Fe	Ga
	Units	kg	ppm	%	ppm	ppm	ppm	ppm	ppm	%	ppm	ppm	ppm	ppm	%	ppm
	LOR	0.02	0.2	0.01	2	10	10	0.5	2	0.01	0.5	1	1	1	0.01	10
L844621		<0.02	65.4	0.67	4780	<10	40	<0.5	3	1.20	16.5	7	2	101	4.21	<10
L844622		0.10	42.2	0.88	174	<10	10	<0.5	46	0.52	235	184	53	>10000	19.2	10
L844623		0.48	0.3	0.05	12	<10	10	<0.5	2	19.4	<0.5	1	<1	9	0.43	<10
L844624		4.78	>100	0.71	5220	<10	30	<0.5	8	1.43	211	5	1	354	5.40	<10
L844625		3.67	>100	0.55	3340	<10	80	<0.5	6	0.93	77.2	6	2	167	3.64	<10
L844626		2.67	58.6	0.70	5040	<10	70	<0.5	3	0.84	64.8	7	2	117	3.60	<10

ALS Canada Ltd.

2103 Dollarton Hwy
North Vancouver BC V7H 0A7
Phone: 604 984 0221 Fax: 604 984 0218 www.alsglobal.com

To: **EQUITY EXPLORATION CONSULTANTS LTD.**
SUITE 200, 900 WEST HASTINGS STREET
VANCOUVER BC V6C 1E5

Finalized Date: 13-DEC-2011
Account: EIABRX

Project: BRX11-01

CERTIFICATE OF ANALYSIS WH11210342

Sample Description	Method	ME-ICP41	ME-ICP41	ME-ICP41	ME-ICP41	ME-ICP41	ME-ICP41	ME-ICP41	ME-ICP41	ME-ICP41	ME-ICP41	ME-ICP41	ME-ICP41	ME-ICP41	ME-ICP41	ME-ICP41
	Analyte	Hg	K	La	Mg	Mn	Mo	Na	Ni	P	Pb	S	Sb	Sc	Sr	Th
	Units	ppm	%	ppm	%	ppm	ppm	%	ppm	ppm	ppm	%	ppm	ppm	ppm	ppm
	LOR	1	0.01	10	0.01	5	1	0.01	1	10	2	0.01	2	1	1	20
L844621		1	0.37	10	0.16	332	<1	0.07	2	660	1345	4.85	713	1	285	<20
L844622		15	0.17	10	0.57	740	34	0.03	45	240	6680	>10.0	32	2	15	<20
L844623		<1	0.03	<10	11.95	195	<1	0.01	1	180	4	0.02	3	<1	41	<20
L844624		4	0.30	10	0.52	942	<1	0.06	2	550	>10000	9.21	5000	1	233	<20
L844625		2	0.28	10	0.27	589	1	0.06	1	650	5940	5.60	2670	1	186	<20
L844626		1	0.36	10	0.21	606	1	0.09	2	730	1305	3.95	617	1	195	<20

ALS Canada Ltd.

2103 Dollarton Hwy
North Vancouver BC V7H 0A7
Phone: 604 984 0221 Fax: 604 984 0218 www.alsglobal.com

To: **EQUITY EXPLORATION CONSULTANTS LTD.**
SUITE 200, 900 WEST HASTINGS STREET
VANCOUVER BC V6C 1E5

Finalized Date: 13-DEC-2011
Account: EIABRX

Project: BRX11-01

CERTIFICATE OF ANALYSIS WH11210342

Sample Description	Method	ME-ICP41	ME-ICP41	ME-ICP41	ME-ICP41	ME-ICP41	ME-ICP41	Au-AA25	Ag-GRA21	Cu-AA46	Pb-AA46	Zn-AA46
	Analyte	Ti	Tl	U	V	W	Zn	Au	Ag	Cu	Pb	Zn
	Units	%	ppm	ppm	ppm	ppm	ppm	ppm	ppm	%	%	%
	LOR	0.01	10	10	1	10	2	0.01	5	0.001	0.001	0.001
L844621		<0.01	<10	<10	6	10	5130	0.30				
L844622		0.04	<10	<10	21	10	>10000	0.52		1.345		7.36
L844623		<0.01	<10	10	1	<10	23	<0.01				
L844624		<0.01	<10	<10	8	20	>10000	0.36	413		1.070	5.05
L844625		<0.01	<10	<10	6	10	>10000	0.27	159			2.70
L844626		<0.01	<10	<10	7	20	>10000	0.23				1.020

Appendix E.2: Certificates of Analysis (Rock, Soil and Silt Samples)

ALS Canada Ltd.

2103 Dollarton Hwy
North Vancouver BC V7H 0A7
Phone: 604 984 0221 Fax: 604 984 0218 www.alsglobal.com

To: **EQUITY EXPLORATION CONSULTANTS LTD.**
SUITE 200, 900 WEST HASTINGS STREET
VANCOUVER BC V6C 1E5

Finalized Date: 27-OCT-2011
Account: EIABRX

CERTIFICATE WH11193039

Project: BRX11-01

P.O. No.: BRX11-01_20

This report is for 7 Rock samples submitted to our lab in Whitehorse, YT, Canada on 6-SEP-2011.

The following have access to data associated with this certificate:

HENRY AWMACK EQUITY ENG EMAIL RYAN TOOLE	DARCY BAKER TOBY HUGHES	WANDA CARTER SORIN POSESCU

SAMPLE PREPARATION

ALS CODE	DESCRIPTION
WEI-21	Received Sample Weight
LOG-22	Sample login - Rcd w/o BarCode
CRU-QC	Crushing QC Test
PUL-QC	Pulverizing QC Test
CRU-31	Fine crushing - 70% <2mm
SPL-21	Split sample - riffle splitter
PUL-31	Pulverize split to 85% <75 um

ANALYTICAL PROCEDURES

ALS CODE	DESCRIPTION	INSTRUMENT
ME-ICP41	35 Element Aqua Regia ICP-AES	ICP-AES
Au-AA25	Ore Grade Au 30g FA AA finish	AAS

To: **EQUITY EXPLORATION CONSULTANTS LTD.**
ATTN: WANDA CARTER
SUITE 200, 900 WEST HASTINGS STREET
VANCOUVER BC V6C 1E5

This is the Final Report and supersedes any preliminary report with this certificate number. Results apply to samples as submitted. All pages of this report have been checked and approved for release.

Signature:
Colin Ramshaw, Vancouver Laboratory Manager

ALS Canada Ltd.

2103 Dollarton Hwy
North Vancouver BC V7H 0A7
Phone: 604 984 0221 Fax: 604 984 0218 www.alsglobal.com

To: **EQUITY EXPLORATION CONSULTANTS LTD.**
SUITE 200, 900 WEST HASTINGS STREET
VANCOUVER BC V6C 1E5

Finalized Date: 27-OCT-2011
Account: EIABRX

Project: BRX11-01

CERTIFICATE OF ANALYSIS WH11193039

Sample Description	Method	WEI-21	ME-ICP41	ME-ICP41	ME-ICP41	ME-ICP41	ME-ICP41	ME-ICP41	ME-ICP41	ME-ICP41	ME-ICP41	ME-ICP41	ME-ICP41	ME-ICP41	ME-ICP41	ME-ICP41
	Analyte	Recvd Wt.	Ag	Al	As	B	Ba	Be	Bi	Ca	Cd	Co	Cr	Cu	Fe	Ga
	Units	kg	ppm	%	ppm	ppm	ppm	ppm	ppm	%	ppm	ppm	ppm	ppm	%	ppm
	LOR	0.02	0.2	0.01	2	10	10	0.5	2	0.01	0.5	1	1	1	0.01	10
K933601		1.48	<0.2	0.90	6	<10	180	<0.5	<2	1.49	<0.5	20	2	8	1.54	<10
K933602		0.99	0.4	1.11	230	<10	270	<0.5	2	0.20	<0.5	7	6	7	2.74	10
K933603		1.35	<0.2	0.92	5	<10	180	0.8	<2	1.25	<0.5	5	1	9	1.79	<10
K933604		1.63	0.4	1.18	76	<10	690	0.7	3	0.22	<0.5	8	6	27	2.42	10
K933605		1.02	0.4	0.85	87	<10	340	<0.5	4	0.08	<0.5	4	4	8	2.27	<10
K933606		1.31	<0.2	1.08	30	<10	690	0.6	2	0.29	<0.5	6	7	9	2.01	<10
K933607		1.50	0.2	0.83	43	<10	300	0.6	2	0.17	<0.5	3	6	14	1.24	<10

ALS Canada Ltd.

2103 Dollarton Hwy
North Vancouver BC V7H 0A7
Phone: 604 984 0221 Fax: 604 984 0218 www.alsglobal.com

To: **EQUITY EXPLORATION CONSULTANTS LTD.**
SUITE 200, 900 WEST HASTINGS STREET
VANCOUVER BC V6C 1E5

Finalized Date: 27-OCT-2011
Account: EIABRX

Project: BRX11-01

CERTIFICATE OF ANALYSIS WH11193039

Sample Description	Method	ME-ICP41	ME-ICP41	ME-ICP41	ME-ICP41	ME-ICP41	ME-ICP41	ME-ICP41	ME-ICP41	ME-ICP41	ME-ICP41	ME-ICP41	ME-ICP41	ME-ICP41	ME-ICP41	ME-ICP41
	Analyte	Hg	K	La	Mg	Mn	Mo	Na	Ni	P	Pb	S	Sb	Sc	Sr	Th
	Units	ppm	%	ppm	%	ppm	ppm	%	ppm	ppm	ppm	%	ppm	ppm	ppm	ppm
	LOR	1	0.01	10	0.01	5	1	0.01	1	10	2	0.01	2	1	1	20
K933601		<1	0.36	20	0.26	363	<1	0.06	4	1580	9	0.01	2	2	65	<20
K933602		<1	0.22	20	0.52	249	<1	0.06	4	800	7	0.87	3	2	25	<20
K933603		<1	0.29	30	0.20	270	<1	0.04	1	700	7	0.01	<2	1	47	<20
K933604		<1	0.24	20	0.54	252	1	0.05	3	710	10	0.33	2	1	31	<20
K933605		1	0.23	20	0.24	76	2	0.05	2	620	14	0.57	3	1	14	<20
K933606		<1	0.26	10	0.27	283	1	0.02	3	650	7	0.02	3	2	30	<20
K933607		1	0.22	10	0.16	104	1	0.03	1	470	11	0.01	3	1	16	<20

ALS Canada Ltd.

2103 Dollarton Hwy
North Vancouver BC V7H 0A7
Phone: 604 984 0221 Fax: 604 984 0218 www.alsglobal.com

To: **EQUITY EXPLORATION CONSULTANTS LTD.**
SUITE 200, 900 WEST HASTINGS STREET
VANCOUVER BC V6C 1E5

Finalized Date: 27-OCT-2011
Account: EIABRX

Project: BRX11-01

CERTIFICATE OF ANALYSIS WH11193039

Sample Description	Method Analyte Units LOR	ME-ICP41 Ti % 0.01	ME-ICP41 Tl ppm 10	ME-ICP41 U ppm 10	ME-ICP41 V ppm 1	ME-ICP41 W ppm 10	ME-ICP41 Zn ppm 2	Au-AA25 Au ppm 0.01
K933601		0.26	<10	<10	32	<10	74	0.02
K933602		0.01	<10	<10	24	<10	54	0.13
K933603		0.01	<10	<10	23	<10	30	<0.01
K933604		0.01	<10	<10	24	<10	48	0.23
K933605		<0.01	<10	<10	10	<10	29	0.04
K933606		<0.01	<10	<10	17	<10	53	0.03
K933607		<0.01	<10	<10	10	<10	27	0.04

ALS Canada Ltd.

2103 Dollarton Hwy
North Vancouver BC V7H 0A7
Phone: 604 984 0221 Fax: 604 984 0218 www.alsglobal.com

To: **EQUITY EXPLORATION CONSULTANTS LTD.**
SUITE 200, 900 WEST HASTINGS STREET
VANCOUVER BC V6C 1E5

Finalized Date: 5-NOV-2011
Account: EIABRX

CERTIFICATE WH11186971

Project: BRX11 -01

P.O. No.: BRX11-01_23

This report is for 24 Rock samples submitted to our lab in Whitehorse, YT, Canada on 14-SEP-2011.

The following have access to data associated with this certificate:

HENRY AWMACK EQUITY ENG EMAIL RYAN TOOLE	DARCY BAKER TOBY HUGHES	WANDA CARTER SORIN POSESCU

SAMPLE PREPARATION

ALS CODE	DESCRIPTION
WEI-21	Received Sample Weight
LOG-22	Sample login - Rcd w/o BarCode
CRU-QC	Crushing QC Test
PUL-QC	Pulverizing QC Test
CRU-31	Fine crushing - 70% <2mm
SPL-21	Split sample - riffle splitter
PUL-31	Pulverize split to 85% <75 um

ANALYTICAL PROCEDURES

ALS CODE	DESCRIPTION	INSTRUMENT
ME-ICP41	35 Element Aqua Regia ICP-AES	ICP-AES
Au-AA25	Ore Grade Au 30g FA AA finish	AAS

To: **EQUITY EXPLORATION CONSULTANTS LTD.**
ATTN: WANDA CARTER
SUITE 200, 900 WEST HASTINGS STREET
VANCOUVER BC V6C 1E5

This is the Final Report and supersedes any preliminary report with this certificate number. Results apply to samples as submitted. All pages of this report have been checked and approved for release.

Signature:
Colin Ramshaw, Vancouver Laboratory Manager

ALS Canada Ltd.

2103 Dollarton Hwy
North Vancouver BC V7H 0A7
Phone: 604 984 0221 Fax: 604 984 0218 www.alsglobal.com

To: **EQUITY EXPLORATION CONSULTANTS LTD.**
SUITE 200, 900 WEST HASTINGS STREET
VANCOUVER BC V6C 1E5

Finalized Date: 5-NOV-2011
Account: EIABRX

Project: BRX11 -01

CERTIFICATE OF ANALYSIS WH11186971

Sample Description	Method	WEI-21	ME-ICP41	ME-ICP41	ME-ICP41	ME-ICP41	ME-ICP41	ME-ICP41	ME-ICP41	ME-ICP41	ME-ICP41	ME-ICP41	ME-ICP41	ME-ICP41	ME-ICP41	ME-ICP41
	Analyte	Recvd Wt.	Ag	Al	As	B	Ba	Be	Bi	Ca	Cd	Co	Cr	Cu	Fe	Ga
	Units	kg	ppm	%	ppm	ppm	ppm	ppm	ppm	%	ppm	ppm	ppm	ppm	%	ppm
	LOR	0.02	0.2	0.01	2	10	10	0.5	2	0.01	0.5	1	1	1	0.01	10
L824351		1.79	0.5	1.01	108	<10	500	<0.5	<2	0.27	<0.5	6	6	12	2.38	<10
L824352		1.81	1.8	0.52	218	<10	140	<0.5	<2	0.06	<0.5	3	4	8	2.01	<10
L824353		1.49	0.6	1.37	129	<10	200	0.9	<2	0.17	<0.5	9	7	17	2.88	10
L824354		1.41	<0.2	0.91	5	<10	130	0.6	<2	1.68	<0.5	8	9	10	2.03	<10
L824355		1.94	0.7	0.77	55	<10	2200	<0.5	<2	0.19	<0.5	9	9	15	1.66	<10
L824356		2.36	3.1	0.75	34	<10	100	<0.5	<2	0.13	<0.5	11	5	19	6.28	<10
L824357		0.94	0.8	1.07	140	<10	380	<0.5	<2	0.12	<0.5	6	6	12	2.34	10
L824358		2.40	0.5	1.04	133	<10	60	<0.5	<2	0.13	<0.5	3	3	10	2.59	<10
L824359		2.44	2.0	0.64	6820	<10	40	<0.5	<2	0.06	<0.5	4	3	16	3.37	<10
L824360		1.90	2.5	0.31	7330	<10	100	<0.5	<2	0.02	<0.5	6	7	107	3.27	<10
L824361		2.47	3.1	0.23	4140	<10	60	<0.5	<2	0.04	1.3	3	17	64	1.55	<10
L824362		2.03	17.9	0.89	1800	<10	60	<0.5	<2	0.11	5.9	5	5	129	2.87	<10
L824363		2.45	3.2	0.57	6890	<10	30	<0.5	<2	0.09	0.5	5	5	32	2.56	<10
L824364		1.46	8.1	0.12	6780	<10	40	<0.5	<2	0.03	23.2	3	17	233	2.88	<10
L824365		2.29	<0.2	3.62	31	<10	250	<0.5	<2	3.94	<0.5	32	20	161	7.72	20
L824366		1.73	0.3	1.88	71	<10	80	<0.5	<2	0.23	<0.5	16	12	87	3.97	10
L824367		2.24	5.5	2.33	2710	<10	30	<0.5	<2	0.06	<0.5	14	6	105	15.5	10
L824368		1.78	<0.2	1.63	372	<10	100	<0.5	<2	0.16	<0.5	7	3	4	2.82	<10
L824369		2.16	0.4	0.83	197	<10	70	<0.5	<2	0.05	<0.5	5	3	4	2.35	<10
L824370		2.13	<0.2	3.09	5	<10	2430	<0.5	<2	5.31	<0.5	25	9	108	6.85	10
L824371		1.47	0.5	1.08	2220	<10	60	<0.5	<2	0.09	<0.5	3	2	5	2.55	<10
L824372		2.02	0.3	1.47	1560	<10	90	<0.5	<2	0.26	<0.5	6	2	7	2.92	<10
L824373		2.30	0.7	0.69	62	<10	100	<0.5	<2	0.04	<0.5	5	8	2	1.95	<10
L824374		1.94	1.5	0.35	2330	<10	100	<0.5	<2	0.04	0.8	3	17	12	1.43	<10

ALS Canada Ltd.

2103 Dollarton Hwy
North Vancouver BC V7H 0A7
Phone: 604 984 0221 Fax: 604 984 0218 www.alsglobal.com

To: **EQUITY EXPLORATION CONSULTANTS LTD.**
SUITE 200, 900 WEST HASTINGS STREET
VANCOUVER BC V6C 1E5

Finalized Date: 5-NOV-2011
Account: EIABRX

Project: BRX11 -01

CERTIFICATE OF ANALYSIS WH11186971

Sample Description	Method	ME-ICP41	ME-ICP41	ME-ICP41	ME-ICP41	ME-ICP41	ME-ICP41	ME-ICP41	ME-ICP41	ME-ICP41	ME-ICP41	ME-ICP41	ME-ICP41	ME-ICP41	ME-ICP41	ME-ICP41
	Analyte	Hg	K	La	Mg	Mn	Mo	Na	Ni	P	Pb	S	Sb	Sc	Sr	Th
	Units	ppm	%	ppm	%	ppm	ppm	%	ppm	ppm	ppm	%	ppm	ppm	ppm	ppm
	LOR	1	0.01	10	0.01	5	1	0.01	1	10	2	0.01	2	1	1	20
L824351		<1	0.26	20	0.38	235	<1	0.06	2	760	18	0.26	<2	2	35	<20
L824352		<1	0.26	20	0.04	43	39	0.04	4	700	43	0.38	4	1	12	<20
L824353		<1	0.30	20	0.71	256	3	0.04	5	790	13	1.03	2	2	18	<20
L824354		<1	0.23	20	0.47	414	2	0.05	3	700	12	0.01	<2	3	129	<20
L824355		<1	0.18	20	0.20	174	10	0.06	5	560	43	0.13	5	1	96	<20
L824356		<1	0.27	10	0.11	122	15	0.03	8	1020	35	2.06	4	2	16	<20
L824357		<1	0.25	20	0.48	414	4	0.06	2	920	10	0.32	3	2	25	<20
L824358		<1	0.31	10	0.34	169	5	<0.01	<1	710	21	0.05	3	1	9	<20
L824359		<1	0.24	10	0.17	141	10	<0.01	<1	410	174	1.14	27	1	5	<20
L824360		<1	0.19	<10	0.02	65	4	<0.01	1	240	29	1.91	33	2	45	<20
L824361		<1	0.12	<10	0.03	90	2	<0.01	<1	110	205	0.52	27	1	19	<20
L824362		<1	0.25	10	0.19	308	8	<0.01	<1	550	2200	0.69	13	1	8	<20
L824363		<1	0.27	10	0.12	112	4	<0.01	1	550	130	1.17	51	1	17	<20
L824364		<1	0.06	<10	0.02	103	2	<0.01	<1	50	982	1.69	49	<1	21	<20
L824365		<1	0.04	<10	2.41	970	1	0.06	11	720	2	0.07	<2	26	42	<20
L824366		<1	0.09	<10	0.52	562	3	0.02	3	360	6	0.03	3	6	12	<20
L824367		<1	0.01	<10	1.29	775	16	<0.01	4	340	39	9.56	33	13	7	<20
L824368		<1	0.27	10	0.61	235	3	0.02	<1	760	5	0.08	2	1	7	<20
L824369		<1	0.23	10	0.15	436	3	<0.01	<1	480	7	0.06	3	1	4	<20
L824370		<1	0.25	10	1.53	1665	1	0.04	7	720	16	0.07	3	15	242	<20
L824371		<1	0.34	10	0.29	169	2	<0.01	<1	770	23	0.05	10	2	4	<20
L824372		<1	0.42	20	0.43	335	2	<0.01	<1	1020	21	0.08	18	2	10	<20
L824373		<1	0.23	10	0.11	255	4	<0.01	<1	390	5	0.03	2	1	4	<20
L824374		<1	0.21	<10	0.03	68	7	<0.01	<1	250	427	0.53	19	1	36	<20

ALS Canada Ltd.

2103 Dollarton Hwy
North Vancouver BC V7H 0A7
Phone: 604 984 0221 Fax: 604 984 0218 www.alsglobal.com

To: **EQUITY EXPLORATION CONSULTANTS LTD.**
SUITE 200, 900 WEST HASTINGS STREET
VANCOUVER BC V6C 1E5

Finalized Date: 5-NOV-2011
Account: EIABRX

Project: BRX11 -01

CERTIFICATE OF ANALYSIS WH11186971

Sample Description	Method Analyte Units LOR	ME-ICP41 Ti % 0.01	ME-ICP41 Tl ppm 10	ME-ICP41 U ppm 10	ME-ICP41 V ppm 1	ME-ICP41 W ppm 10	ME-ICP41 Zn ppm 2	Au-AA25 Au ppm 0.01
L824351		0.01	<10	<10	22	<10	35	0.05
L824352		<0.01	<10	<10	7	<10	21	0.32
L824353		0.01	<10	<10	27	<10	55	0.24
L824354		0.02	<10	<10	26	<10	31	<0.01
L824355		<0.01	<10	<10	16	<10	39	0.14
L824356		<0.01	<10	<10	30	<10	22	0.07
L824357		0.01	<10	<10	25	<10	37	0.34
L824358		<0.01	<10	<10	18	<10	27	0.06
L824359		<0.01	<10	<10	11	<10	56	1.01
L824360		<0.01	<10	<10	12	<10	32	0.66
L824361		<0.01	<10	<10	5	<10	89	0.29
L824362		<0.01	<10	<10	14	<10	844	0.24
L824363		<0.01	<10	<10	8	<10	73	0.30
L824364		<0.01	<10	<10	3	<10	1380	0.70
L824365		0.01	<10	<10	307	<10	103	<0.01
L824366		<0.01	<10	<10	105	<10	60	<0.01
L824367		0.01	<10	<10	167	<10	73	0.66
L824368		<0.01	<10	<10	28	<10	46	0.04
L824369		<0.01	<10	<10	10	<10	23	0.02
L824370		0.05	<10	<10	165	<10	124	<0.01
L824371		<0.01	<10	<10	18	<10	25	0.18
L824372		<0.01	<10	<10	20	<10	57	0.03
L824373		<0.01	<10	<10	10	<10	24	0.01
L824374		<0.01	<10	<10	5	<10	91	0.33

ALS Canada Ltd.

2103 Dollarton Hwy
North Vancouver BC V7H 0A7
Phone: 604 984 0221 Fax: 604 984 0218 www.alsglobal.com

To: **EQUITY EXPLORATION CONSULTANTS LTD.**
SUITE 200, 900 WEST HASTINGS STREET
VANCOUVER BC V6C 1E5

Finalized Date: 2-NOV-2011
Account: EIABRX

CERTIFICATE WH11185129

Project: BRX11-01

P.O. No.: BRX11-01_21

This report is for 11 Rock samples submitted to our lab in Whitehorse, YT, Canada on 12-SEP-2011.

The following have access to data associated with this certificate:

HENRY AWMACK EQUITY ENG EMAIL RYAN TOOLE	DARCY BAKER TOBY HUGHES	WANDA CARTER SORIN POSESCU

SAMPLE PREPARATION

ALS CODE	DESCRIPTION
WEI-21	Received Sample Weight
LOG-22	Sample login - Rcd w/o BarCode
CRU-QC	Crushing QC Test
PUL-QC	Pulverizing QC Test
CRU-31	Fine crushing - 70% <2mm
SPL-21	Split sample - riffle splitter
PUL-31	Pulverize split to 85% <75 um

ANALYTICAL PROCEDURES

ALS CODE	DESCRIPTION	INSTRUMENT
ME-ICP41	35 Element Aqua Regia ICP-AES	ICP-AES
Au-AA25	Ore Grade Au 30g FA AA finish	AAS

To: **EQUITY EXPLORATION CONSULTANTS LTD.**
ATTN: WANDA CARTER
SUITE 200, 900 WEST HASTINGS STREET
VANCOUVER BC V6C 1E5

This is the Final Report and supersedes any preliminary report with this certificate number. Results apply to samples as submitted. All pages of this report have been checked and approved for release.

Signature:
Colin Ramshaw, Vancouver Laboratory Manager

ALS Canada Ltd.

2103 Dollarton Hwy
North Vancouver BC V7H 0A7
Phone: 604 984 0221 Fax: 604 984 0218 www.alsglobal.com

To: **EQUITY EXPLORATION CONSULTANTS LTD.**
SUITE 200, 900 WEST HASTINGS STREET
VANCOUVER BC V6C 1E5

Finalized Date: 2-NOV-2011
Account: EIABRX

Project: BRX11-01

CERTIFICATE OF ANALYSIS WH11185129

Sample Description	Method	WEI-21	ME-ICP41	ME-ICP41	ME-ICP41	ME-ICP41	ME-ICP41	ME-ICP41	ME-ICP41	ME-ICP41	ME-ICP41	ME-ICP41	ME-ICP41	ME-ICP41	ME-ICP41	ME-ICP41
	Analyte	Recvd Wt.	Ag	Al	As	B	Ba	Be	Bi	Ca	Cd	Co	Cr	Cu	Fe	Ga
	Units	kg	ppm	%	ppm	ppm	ppm	ppm	ppm	%	ppm	ppm	ppm	ppm	%	ppm
	LOR	0.02	0.2	0.01	2	10	10	0.5	2	0.01	0.5	1	1	1	0.01	10
K933608		1.71	0.7	3.52	15	<10	70	0.9	<2	2.01	2.6	11	81	386	3.02	10
K933609		1.55	0.9	4.05	13	<10	40	0.7	<2	1.52	<0.5	15	58	98	5.64	10
K933610		1.56	<0.2	1.94	16	<10	140	0.7	<2	1.58	<0.5	11	36	38	4.44	10
K933611		2.97	<0.2	4.14	77	<10	110	<0.5	<2	2.20	<0.5	20	31	114	4.62	10
K933612		1.77	0.2	0.76	182	<10	40	<0.5	<2	2.59	<0.5	10	12	61	3.44	<10
K933613		1.08	<0.2	0.47	15	<10	20	0.7	<2	6.46	<0.5	1	2	24	2.50	<10
K933614		1.73	<0.2	0.46	33	<10	620	0.9	<2	10.8	<0.5	3	1	16	3.54	<10
K933615		1.46	1.0	0.39	100	<10	380	0.9	<2	12.5	<0.5	7	3	208	3.65	<10
K933616		0.88	0.4	0.44	95	<10	30	0.7	<2	10.8	<0.5	16	2	8	4.96	<10
K933617		3.31	0.3	0.35	139	<10	50	0.5	<2	1.21	<0.5	3	5	17	1.39	<10
K933618		2.02	<0.2	1.81	287	<10	160	<0.5	<2	0.43	<0.5	14	56	94	4.79	10

ALS Canada Ltd.

2103 Dollarton Hwy
North Vancouver BC V7H 0A7
Phone: 604 984 0221 Fax: 604 984 0218 www.alsglobal.com

To: **EQUITY EXPLORATION CONSULTANTS LTD.**
SUITE 200, 900 WEST HASTINGS STREET
VANCOUVER BC V6C 1E5

Finalized Date: 2-NOV-2011
Account: EIABRX

Project: BRX11-01

CERTIFICATE OF ANALYSIS WH11185129

Sample Description	Method	ME-ICP41	ME-ICP41	ME-ICP41	ME-ICP41	ME-ICP41	ME-ICP41	ME-ICP41	ME-ICP41	ME-ICP41	ME-ICP41	ME-ICP41	ME-ICP41	ME-ICP41	ME-ICP41	ME-ICP41
	Analyte	Hg	K	La	Mg	Mn	Mo	Na	Ni	P	Pb	S	Sb	Sc	Sr	Th
	Units	ppm	%	ppm	%	ppm	ppm	%	ppm	ppm	ppm	%	ppm	ppm	ppm	ppm
	LOR	1	0.01	10	0.01	5	1	0.01	1	10	2	0.01	2	1	1	20
K933608		1	0.16	10	0.97	404	6	0.38	64	1180	9	2.22	<2	5	314	<20
K933609		<1	0.14	<10	1.93	662	4	0.45	30	1190	25	3.88	<2	11	166	<20
K933610		<1	0.16	20	1.28	565	<1	0.08	18	1050	9	1.12	5	7	88	<20
K933611		<1	0.37	10	0.66	231	<1	0.57	22	1340	5	2.10	9	8	195	<20
K933612		<1	0.15	10	0.94	797	2	0.09	10	640	18	1.66	5	4	180	<20
K933613		<1	0.13	10	2.58	1220	22	0.05	9	90	35	0.16	2	1	249	<20
K933614		<1	0.22	20	2.84	1205	2	0.05	4	370	8	0.10	3	2	635	<20
K933615		<1	0.14	10	1.57	1275	18	0.05	14	310	33	0.26	24	2	651	<20
K933616		<1	0.18	10	2.77	1815	14	0.04	6	810	27	1.69	<2	3	453	<20
K933617		<1	0.17	10	0.17	540	2	0.07	3	270	22	0.37	5	1	40	<20
K933618		<1	0.65	<10	1.25	249	2	0.14	24	900	6	1.49	6	18	34	<20

ALS Canada Ltd.

2103 Dollarton Hwy
North Vancouver BC V7H 0A7
Phone: 604 984 0221 Fax: 604 984 0218 www.alsglobal.com

To: **EQUITY EXPLORATION CONSULTANTS LTD.**
SUITE 200, 900 WEST HASTINGS STREET
VANCOUVER BC V6C 1E5

Finalized Date: 2-NOV-2011
Account: EIABRX

Project: BRX11-01

CERTIFICATE OF ANALYSIS WH11185129

Sample Description	Method Analyte Units LOR	ME-ICP41 Ti % 0.01	ME-ICP41 Tl ppm 10	ME-ICP41 U ppm 10	ME-ICP41 V ppm 1	ME-ICP41 W ppm 10	ME-ICP41 Zn ppm 2	Au-AA25 Au ppm 0.01
K933608		0.18	<10	<10	95	<10	392	0.02
K933609		0.17	<10	<10	137	<10	100	0.01
K933610		0.01	<10	<10	95	<10	60	0.01
K933611		0.18	<10	<10	109	<10	58	0.01
K933612		0.05	<10	<10	51	<10	108	0.01
K933613		<0.01	<10	<10	7	<10	33	0.01
K933614		<0.01	<10	<10	13	<10	51	0.02
K933615		<0.01	<10	<10	12	<10	80	0.05
K933616		<0.01	<10	<10	18	<10	73	0.03
K933617		<0.01	<10	<10	6	<10	36	<0.01
K933618		0.21	<10	<10	175	<10	73	0.02

ALS Canada Ltd.

2103 Dollarton Hwy
North Vancouver BC V7H 0A7
Phone: 604 984 0221 Fax: 604 984 0218 www.alsglobal.com

To: **EQUITY EXPLORATION CONSULTANTS LTD.**
SUITE 200, 900 WEST HASTINGS STREET
VANCOUVER BC V6C 1E5

Finalized Date: 11-OCT-2011
Account: EIABRX

CERTIFICATE WH11170809

Project: BRX11-01

P.O. No.: BRX11-01_16

This report is for 22 Rock samples submitted to our lab in Whitehorse, YT, Canada on 26-AUG-2011.

The following have access to data associated with this certificate:

HENRY AWMACK EQUITY ENG EMAIL RYAN TOOLE	DARCY BAKER TOBY HUGHES	WANDA CARTER SORIN POSESCU

SAMPLE PREPARATION

ALS CODE	DESCRIPTION
WEI-21	Received Sample Weight
LOG-22	Sample login - Rcd w/o BarCode
SPL-22Y	Split Sample - Boyd Rotary Splitter
CRU-QC	Crushing QC Test
CRU-31	Fine crushing - 70% <2mm
PUL-31	Pulverize split to 85% <75 um

ANALYTICAL PROCEDURES

ALS CODE	DESCRIPTION	INSTRUMENT
Cu-AA46	Ore grade Cu - aqua regia/AA	AAS
ME-ICP41	35 Element Aqua Regia ICP-AES	ICP-AES
Au-AA25	Ore Grade Au 30g FA AA finish	AAS
Au-GRA21	Au 30g FA-GRAV finish	WST-SIM

To: **EQUITY EXPLORATION CONSULTANTS LTD.**
ATTN: WANDA CARTER
SUITE 200, 900 WEST HASTINGS STREET
VANCOUVER BC V6C 1E5

This is the Final Report and supersedes any preliminary report with this certificate number. Results apply to samples as submitted. All pages of this report have been checked and approved for release.

Signature:
Colin Ramshaw, Vancouver Laboratory Manager

ALS Canada Ltd.

2103 Dollarton Hwy
North Vancouver BC V7H 0A7
Phone: 604 984 0221 Fax: 604 984 0218 www.alsglobal.com

To: **EQUITY EXPLORATION CONSULTANTS LTD.**
SUITE 200, 900 WEST HASTINGS STREET
VANCOUVER BC V6C 1E5

Finalized Date: 11-OCT-2011
Account: EIABRX

Project: BRX11-01

CERTIFICATE OF ANALYSIS WH11170809

Sample Description	Method	WEI-21	ME-ICP41	ME-ICP41	ME-ICP41	ME-ICP41	ME-ICP41	ME-ICP41	ME-ICP41	ME-ICP41	ME-ICP41	ME-ICP41	ME-ICP41	ME-ICP41	ME-ICP41	ME-ICP41
	Analyte	Recvd Wt.	Ag	Al	As	B	Ba	Be	Bi	Ca	Cd	Co	Cr	Cu	Fe	Ga
	Units	kg	ppm	%	ppm	ppm	ppm	ppm	ppm	%	ppm	ppm	ppm	ppm	%	ppm
	LOR	0.02	0.2	0.01	2	10	10	0.5	2	0.01	0.5	1	1	1	0.01	10
K933563		3.09	35.7	0.14	7830	<10	<10	<0.5	10	0.02	3.6	4	4	>10000	3.52	<10
K933564		1.83	51.5	0.14	>10000	<10	10	<0.5	114	0.02	3.6	70	1	651	19.3	<10
K933565		1.12	1.5	0.47	4640	<10	290	0.8	<2	7.7	<0.5	17	47	61	3.96	<10
K933566		2.22	12.2	0.27	>10000	<10	20	<0.5	3	4.05	8.7	5	11	57	3.59	<10
K933567		1.35	<0.2	0.47	18	<10	460	<0.5	<2	0.21	<0.5	3	4	15	1.97	<10
K933568		2.48	0.3	0.41	27	<10	120	<0.5	<2	0.10	<0.5	5	4	5	2.13	<10
K933569		1.84	0.5	0.85	26	<10	30	<0.5	<2	0.04	<0.5	16	16	29	4.96	<10
K933570		1.93	0.2	0.50	6	<10	510	<0.5	<2	0.01	<0.5	<1	6	13	1.23	<10
K933571		2.93	0.6	0.06	19	<10	<10	<0.5	7	0.01	<0.5	<1	1	86	33.6	10
K933572		2.22	3.3	0.28	6	<10	280	<0.5	4	0.01	<0.5	<1	6	10	3.56	<10
K933573		2.24	<0.2	5.05	46	<10	1070	0.9	2	2.39	<0.5	<1	5	68	5.11	10
K933574		1.54	0.5	4.33	45	<10	280	0.5	4	0.39	<0.5	<1	7	62	5.55	10
K933575		2.08	<0.2	3.52	36	<10	70	0.5	<2	1.35	<0.5	16	6	39	4.74	10
K933576		1.76	0.2	3.94	54	<10	170	0.7	<2	1.14	<0.5	<1	6	33	5.11	10
K933577		1.66	3.3	2.05	741	<10	130	<0.5	2	0.09	<0.5	10	8	90	16.7	10
K933578		2.32	0.2	1.47	25	<10	770	<0.5	<2	0.18	<0.5	6	7	24	2.99	<10
K933579		1.77	1.1	0.78	118	<10	440	<0.5	<2	0.11	<0.5	3	7	12	1.38	<10
K933580		1.98	<0.2	0.50	2	<10	840	<0.5	<2	2.24	<0.5	2	10	10	0.88	<10
K933581		1.89	<0.2	0.41	6	<10	70	<0.5	<2	0.06	<0.5	2	13	12	0.65	<10
K933582		2.24	0.2	1.14	36	<10	310	0.5	<2	0.22	<0.5	5	10	9	1.63	10
K933583		2.14	0.5	0.87	66	<10	1170	0.5	<2	0.11	<0.5	3	9	12	1.79	<10
K933584		2.50	0.3	1.16	96	<10	260	0.6	<2	0.65	<0.5	6	9	24	2.12	10

ALS Canada Ltd.

2103 Dollarton Hwy
North Vancouver BC V7H 0A7
Phone: 604 984 0221 Fax: 604 984 0218 www.alsglobal.com

To: **EQUITY EXPLORATION CONSULTANTS LTD.**
SUITE 200, 900 WEST HASTINGS STREET
VANCOUVER BC V6C 1E5

Finalized Date: 11-OCT-2011
Account: EIABRX

Project: BRX11-01

CERTIFICATE OF ANALYSIS WH11170809

Sample Description	Method	ME-ICP41	ME-ICP41	ME-ICP41	ME-ICP41	ME-ICP41	ME-ICP41	ME-ICP41	ME-ICP41	ME-ICP41	ME-ICP41	ME-ICP41	ME-ICP41	ME-ICP41	ME-ICP41	ME-ICP41
	Analyte	Hg	K	La	Mg	Mn	Mo	Na	Ni	P	Pb	S	Sb	Sc	Sr	Th
	Units	ppm	%	ppm	%	ppm	ppm	%	ppm	ppm	ppm	%	ppm	ppm	ppm	ppm
	LOR	1	0.01	10	0.01	5	1	0.01	1	10	2	0.01	2	1	1	20
K933563		13	0.03	<10	0.01	24	1	0.01	2	50	74	4.16	1830	<1	44	<20
K933564		1	0.03	<10	0.01	188	133	0.01	<1	40	1005	>10.0	478	3	16	<20
K933565		1	0.26	<10	2.72	4050	1	0.02	40	790	11	0.79	51	11	195	<20
K933566		2	0.15	<10	1.16	3170	15	0.02	9	210	1655	1.74	211	3	217	<20
K933567		<1	0.27	20	0.04	69	19	0.02	4	500	12	0.64	<2	1	37	<20
K933568		<1	0.24	10	0.03	41	5	0.02	3	380	29	1.72	<2	<1	13	<20
K933569		<1	0.30	<10	0.32	98	41	0.04	17	190	6	1.97	<2	3	12	<20
K933570		<1	0.21	<10	0.06	41	7	0.06	2	130	6	0.04	<2	<1	22	<20
K933571		<1	0.01	<10	0.02	132	11	0.02	<1	100	9	0.17	<2	<1	5	<20
K933572		<1	0.17	<10	0.01	23	57	0.01	<1	50	9	0.37	2	<1	10	<20
K933573		<1	0.14	10	0.18	92	5	0.03	6	1560	40	0.25	4	8	281	<20
K933574		<1	0.23	20	0.63	316	3	0.11	5	1610	112	0.56	8	8	360	<20
K933575		<1	0.07	<10	1.48	968	1	0.19	13	1680	27	3.35	6	3	270	<20
K933576		<1	0.21	10	1.35	655	1	0.13	3	2090	33	0.64	4	8	331	<20
K933577		1	0.08	<10	0.52	706	310	0.02	16	480	106	0.79	50	8	46	<20
K933578		<1	0.22	10	0.44	377	2	0.03	4	560	11	0.02	<2	2	32	<20
K933579		<1	0.17	10	0.22	104	3	0.03	4	470	10	0.03	2	1	20	<20
K933580		<1	0.18	10	0.16	1465	58	0.03	4	320	11	0.02	<2	1	80	<20
K933581		<1	0.15	10	0.09	68	2	0.01	3	180	6	<0.01	<2	1	7	<20
K933582		<1	0.19	20	0.44	186	1	0.05	6	560	8	0.01	<2	1	21	<20
K933583		<1	0.20	10	0.23	96	9	0.03	3	600	14	0.12	4	2	30	<20
K933584		<1	0.21	20	0.49	356	1	0.06	6	650	14	0.26	2	2	56	<20

ALS Canada Ltd.

2103 Dollarton Hwy
North Vancouver BC V7H 0A7
Phone: 604 984 0221 Fax: 604 984 0218 www.alsglobal.com

To: **EQUITY EXPLORATION CONSULTANTS LTD.**
SUITE 200, 900 WEST HASTINGS STREET
VANCOUVER BC V6C 1E5

Finalized Date: 11-OCT-2011
Account: EIABRX

Project: BRX11-01

CERTIFICATE OF ANALYSIS WH11170809

Sample Description	Method Analyte Units LOR	ME-ICP41 Ti % 0.01	ME-ICP41 Tl ppm 10	ME-ICP41 U ppm 10	ME-ICP41 V ppm 1	ME-ICP41 W ppm 10	ME-ICP41 Zn ppm 2	Au-AA25 Au ppm 0.01	Au-GRA21 Au ppm 0.05	Cu-AA46 Cu % 0.001
K933563		<0.01	<10	<10	2	<10	137	0.35		1.365
K933564		<0.01	<10	<10	12	<10	360	8.17	8.41	
K933565		<0.01	<10	<10	23	<10	30	0.01		
K933566		<0.01	<10	<10	7	<10	1525	0.66		
K933567		<0.01	<10	<10	6	<10	8	0.01		
K933568		0.01	<10	<10	4	<10	10	0.02		
K933569		0.01	<10	<10	44	<10	10	0.09		
K933570		<0.01	<10	<10	5	<10	13	0.01		
K933571		<0.01	<10	<10	41	<10	30	0.36		
K933572		0.01	<10	<10	5	<10	15	0.67		
K933573		0.16	<10	<10	129	<10	45	<0.01		
K933574		0.24	<10	<10	126	<10	59	0.01		
K933575		0.13	<10	<10	79	<10	84	<0.01		
K933576		0.26	<10	<10	145	<10	57	<0.01		
K933577		0.01	<10	<10	173	<10	77	0.09		
K933578		<0.01	<10	<10	21	<10	66	0.01		
K933579		<0.01	<10	<10	13	<10	33	1.32		
K933580		0.01	<10	<10	8	10	22	0.01		
K933581		<0.01	<10	<10	5	<10	26	0.01		
K933582		<0.01	<10	<10	17	<10	46	0.01		
K933583		0.01	<10	<10	15	<10	44	0.11		
K933584		<0.01	<10	<10	29	<10	56	0.01		

ALS Canada Ltd.

2103 Dollarton Hwy
North Vancouver BC V7H 0A7
Phone: 604 984 0221 Fax: 604 984 0218 www.alsglobal.com

To: **EQUITY EXPLORATION CONSULTANTS LTD.**
SUITE 200, 900 WEST HASTINGS STREET
VANCOUVER BC V6C 1E5

Finalized Date: 16-SEP-2011
Account: EIABRX

CERTIFICATE WH11148742

Project: BRX11-01

P.O. No.: BRX11-01_14

This report is for 5 Rock samples submitted to our lab in Whitehorse, YT, Canada on 1-AUG-2011.

The following have access to data associated with this certificate:

HENRY AWMACK EQUITY ENG EMAIL RYAN TOOLE	DARCY BAKER TOBY HUGHES	WANDA CARTER SORIN POSESCU

SAMPLE PREPARATION

ALS CODE	DESCRIPTION
WEI-21	Received Sample Weight
LOG-22	Sample login - Rcd w/o BarCode
CRU-QC	Crushing QC Test
PUL-QC	Pulverizing QC Test
CRU-31	Fine crushing - 70% <2mm
SPL-21	Split sample - riffle splitter
PUL-31	Pulverize split to 85% <75 um

ANALYTICAL PROCEDURES

ALS CODE	DESCRIPTION	INSTRUMENT
Ag-GRA21	Ag 30g FA-GRAV finish	WST-SIM
Cu-AA46	Ore grade Cu - aqua regia/AA	AAS
ME-ICP41	35 Element Aqua Regia ICP-AES	ICP-AES
Au-AA25	Ore Grade Au 30g FA AA finish	AAS
Au-GRA21	Au 30g FA-GRAV finish	WST-SIM

To: **EQUITY EXPLORATION CONSULTANTS LTD.**
ATTN: WANDA CARTER
SUITE 200, 900 WEST HASTINGS STREET
VANCOUVER BC V6C 1E5

This is the Final Report and supersedes any preliminary report with this certificate number. Results apply to samples as submitted. All pages of this report have been checked and approved for release.

Signature:
Colin Ramshaw, Vancouver Laboratory Manager

ALS Canada Ltd.

2103 Dollarton Hwy
North Vancouver BC V7H 0A7
Phone: 604 984 0221 Fax: 604 984 0218 www.alsglobal.com

To: **EQUITY EXPLORATION CONSULTANTS LTD.**
SUITE 200, 900 WEST HASTINGS STREET
VANCOUVER BC V6C 1E5

Finalized Date: 16-SEP-2011
Account: EIABRX

Project: BRX11-01

CERTIFICATE OF ANALYSIS WH11148742

Sample Description	Method / Analyte / Units / LOR	WEI-21 Recvd Wt. kg 0.02	ME-ICP41 Ag ppm 0.2	ME-ICP41 Al % 0.01	ME-ICP41 As ppm 2	ME-ICP41 B ppm 10	ME-ICP41 Ba ppm 10	ME-ICP41 Be ppm 0.5	ME-ICP41 Bi ppm 2	ME-ICP41 Ca % 0.01	ME-ICP41 Cd ppm 0.5	ME-ICP41 Co ppm 1	ME-ICP41 Cr ppm 1	ME-ICP41 Cu ppm 1	ME-ICP41 Fe % 0.01	ME-ICP41 Ga ppm 10
L559359		2.25	<0.2	0.41	10	<10	390	0.5	<2	1.14	<0.5	6	2	26	0.99	<10
L559001		0.72	<0.2	0.59	6	<10	240	0.6	<2	0.74	0.8	4	6	11	0.91	<10
L559002		1.04	16.1	0.08	99	<10	40	<0.5	16	0.01	1.7	3	7	227	2.25	<10
L559003		1.70	>100	0.05	3170	<10	70	<0.5	247	0.02	17.4	<1	14	8690	2.70	<10
L559004		2.09	>100	0.05	>10000	<10	20	<0.5	967	0.01	27.3	2	1	>10000	7.21	10

ALS Canada Ltd.

2103 Dollarton Hwy
North Vancouver BC V7H 0A7
Phone: 604 984 0221 Fax: 604 984 0218 www.alsglobal.com

To: **EQUITY EXPLORATION CONSULTANTS LTD.**
SUITE 200, 900 WEST HASTINGS STREET
VANCOUVER BC V6C 1E5

Finalized Date: 16-SEP-2011
Account: EIABRX

Project: BRX11-01

CERTIFICATE OF ANALYSIS WH11148742

Sample Description	Method	ME-ICP41	ME-ICP41	ME-ICP41	ME-ICP41	ME-ICP41	ME-ICP41	ME-ICP41	ME-ICP41	ME-ICP41	ME-ICP41	ME-ICP41	ME-ICP41	ME-ICP41	ME-ICP41	ME-ICP41
	Analyte	Hg	K	La	Mg	Mn	Mo	Na	Ni	P	Pb	S	Sb	Sc	Sr	Th
	Units	ppm	%	ppm	%	ppm	ppm	%	ppm	ppm	ppm	%	ppm	ppm	ppm	ppm
	LOR	1	0.01	10	0.01	5	1	0.01	1	10	2	0.01	2	1	1	20
L559359		<1	0.19	10	0.03	249	1	0.02	5	820	16	0.16	4	1	91	<20
L559001		<1	0.23	20	0.10	525	10	0.03	3	360	21	0.01	2	1	72	<20
L559002		<1	0.01	<10	<0.01	25	1	<0.01	2	10	37	2.38	142	<1	31	<20
L559003		9	0.01	<10	<0.01	28	1	<0.01	2	90	2240	3.38	3660	<1	77	<20
L559004		10	0.03	<10	<0.01	283	1	<0.01	1	50	310	>10.0	>10000	4	19	<20

ALS Canada Ltd.

2103 Dollarton Hwy
North Vancouver BC V7H 0A7
Phone: 604 984 0221 Fax: 604 984 0218 www.alsglobal.com

To: **EQUITY EXPLORATION CONSULTANTS LTD.**
SUITE 200, 900 WEST HASTINGS STREET
VANCOUVER BC V6C 1E5

Finalized Date: 16-SEP-2011
Account: EIABRX

Project: BRX11-01

CERTIFICATE OF ANALYSIS WH11148742

Sample Description	Method Analyte Units LOR	ME-ICP41 Ti % 0.01	ME-ICP41 Tl ppm 10	ME-ICP41 U ppm 10	ME-ICP41 V ppm 1	ME-ICP41 W ppm 10	ME-ICP41 Zn ppm 2	Au-AA25 Au ppm 0.01	Au-GRA21 Au ppm 0.05	Ag-GRA21 Ag ppm 5	Cu-AA46 Cu % 0.001
L559359		<0.01	<10	<10	4	<10	27	<0.01			
L559001		<0.01	<10	<10	6	<10	129	<0.01			
L559002		<0.01	<10	<10	1	<10	201	0.29			
L559003		<0.01	<10	<10	1	<10	743	1.71		328	
L559004		<0.01	<10	<10	10	10	1510	22.0	20.9	1100	31.6

ALS Canada Ltd.

2103 Dollarton Hwy
North Vancouver BC V7H 0A7
Phone: 604 984 0221 Fax: 604 984 0218 www.alsglobal.com

To: **EQUITY EXPLORATION CONSULTANTS LTD.**
SUITE 200, 900 WEST HASTINGS STREET
VANCOUVER BC V6C 1E5

Finalized Date: 22-OCT-2011
Account: EIABRX

CERTIFICATE VA11192001

Project: BRX11-01

P.O. No.: BRX11-01_14

This report is for 1 Other sample submitted to our lab in Vancouver, BC, Canada on 21-SEP-2011.

The following have access to data associated with this certificate:

HENRY AWMACK EQUITY ENG EMAIL RYAN TOOLE	DARCY BAKER TOBY HUGHES	WANDA CARTER SORIN POSESCU

SAMPLE PREPARATION

ALS CODE	DESCRIPTION
FND-03	Find Reject for Addn Analysis
BAG-01	Bulk Master for Storage
SPL-21	Split sample - riffle splitter
PUL-32	Pulverize 1000g to 85% < 75 um
SCR-21	Screen to -100 um

ANALYTICAL PROCEDURES

ALS CODE	DESCRIPTION	INSTRUMENT
Au-SCR21	Au Screen Fire Assay - 100 um	WST-SIM
Au-AA25	Ore Grade Au 30g FA AA finish	AAS
Au-AA25D	Ore Grade Au 30g FA AA Dup	AAS

To: **EQUITY EXPLORATION CONSULTANTS LTD.**
ATTN: WANDA CARTER
SUITE 200, 900 WEST HASTINGS STREET
VANCOUVER BC V6C 1E5

This is the Final Report and supersedes any preliminary report with this certificate number. Results apply to samples as submitted. All pages of this report have been checked and approved for release.

Signature:
Colin Ramshaw, Vancouver Laboratory Manager

ALS Canada Ltd.

2103 Dollarton Hwy
North Vancouver BC V7H 0A7
Phone: 604 984 0221 Fax: 604 984 0218 www.alsglobal.com

To: **EQUITY EXPLORATION CONSULTANTS LTD.**
SUITE 200, 900 WEST HASTINGS STREET
VANCOUVER BC V6C 1E5

Finalized Date: 22-OCT-2011
Account: EIABRX

Project: BRX11-01

CERTIFICATE OF ANALYSIS VA11192001

Sample Description	Method Analyte Units LOR	Au-SCR21 Au Total ppm 0.05	Au-SCR21 Au (+) F ppm 0.05	Au-SCR21 Au (-) F ppm 0.05	Au-SCR21 Au (+) m mg 0.001	Au-SCR21 WT. + Fr g 0.01	Au-SCR21 WT. - Fr g 0.1	Au-AA25 Au ppm 0.01	Au-AA25D Au ppm 0.01
L559004		9.82	243	7.99	1.734	7.14	908.6	3.18	12.80

ALS Canada Ltd.

2103 Dollarton Hwy
North Vancouver BC V7H 0A7
Phone: 604 984 0221 Fax: 604 984 0218 www.alsglobal.com

To: **EQUITY EXPLORATION CONSULTANTS LTD.**
SUITE 200, 900 WEST HASTINGS STREET
VANCOUVER BC V6C 1E5

Finalized Date: 29-JUN-2011
Account: EIABRX

CERTIFICATE VA11105267

Project: Thorn

P.O. No.: BRX11-01

This report is for 3 Rock samples submitted to our lab in Vancouver, BC, Canada on 13-JUN-2011.

The following have access to data associated with this certificate:

HENRY AWMACK EQUITY ENG EMAIL RYAN TOOLE	DARCY BAKER TOBY HUGHES	WANDA CARTER SORIN POSESCU

SAMPLE PREPARATION

ALS CODE	DESCRIPTION
WEI-21	Received Sample Weight
PUL-QC	Pulverizing QC Test
LOG-22	Sample login - Rcd w/o BarCode
CRU-31	Fine crushing - 70% <2mm
SPL-21	Split sample - riffle splitter
PUL-31	Pulverize split to 85% <75 um

ANALYTICAL PROCEDURES

ALS CODE	DESCRIPTION	INSTRUMENT
ME-ICP41	35 Element Aqua Regia ICP-AES	ICP-AES
Au-AA25	Ore Grade Au 30g FA AA finish	AAS

To: **EQUITY EXPLORATION CONSULTANTS LTD.**
ATTN: SORIN POSESCU
SUITE 200, 900 WEST HASTINGS STREET
VANCOUVER BC V6C 1E5

This is the Final Report and supersedes any preliminary report with this certificate number. Results apply to samples as submitted. All pages of this report have been checked and approved for release.

Signature:
Colin Ramshaw, Vancouver Laboratory Manager

ALS Canada Ltd.

2103 Dollarton Hwy
North Vancouver BC V7H 0A7
Phone: 604 984 0221 Fax: 604 984 0218 www.alsglobal.com

To: **EQUITY EXPLORATION CONSULTANTS LTD.**
SUITE 200, 900 WEST HASTINGS STREET
VANCOUVER BC V6C 1E5

Finalized Date: 29-JUN-2011
Account: EIABRX

Project: Thorn

CERTIFICATE OF ANALYSIS VA11105267

Sample Description	Method / Analyte / Units / LOR	WEI-21 Recvd Wt. kg 0.02	ME-ICP41 Ag ppm 0.2	ME-ICP41 Al % 0.01	ME-ICP41 As ppm 2	ME-ICP41 B ppm 10	ME-ICP41 Ba ppm 10	ME-ICP41 Be ppm 0.5	ME-ICP41 Bi ppm 2	ME-ICP41 Ca % 0.01	ME-ICP41 Cd ppm 0.5	ME-ICP41 Co ppm 1	ME-ICP41 Cr ppm 1	ME-ICP41 Cu ppm 1	ME-ICP41 Fe % 0.01	ME-ICP41 Ga ppm 10
626778H		0.76	0.2	0.43	77	<10	830	<0.5	<2	0.19	<0.5	1	3	11	0.87	<10
626779H		1.16	0.2	0.35	35	<10	110	<0.5	<2	0.02	<0.5	<1	2	4	1.34	<10
626780H		1.38	<0.2	0.36	10	<10	80	<0.5	<2	0.05	<0.5	2	2	6	1.09	<10

ALS Canada Ltd.

2103 Dollarton Hwy
North Vancouver BC V7H 0A7
Phone: 604 984 0221 Fax: 604 984 0218 www.alsglobal.com

To: **EQUITY EXPLORATION CONSULTANTS LTD.**
SUITE 200, 900 WEST HASTINGS STREET
VANCOUVER BC V6C 1E5

Finalized Date: 29-JUN-2011
Account: EIABRX

Project: Thorn

CERTIFICATE OF ANALYSIS VA11105267

Sample Description	Method	ME-ICP41	ME-ICP41	ME-ICP41	ME-ICP41	ME-ICP41	ME-ICP41	ME-ICP41	ME-ICP41	ME-ICP41	ME-ICP41	ME-ICP41	ME-ICP41	ME-ICP41	ME-ICP41	ME-ICP41
	Analyte	Hg	K	La	Mg	Mn	Mo	Na	Ni	P	Pb	S	Sb	Sc	Sr	Th
	Units	ppm	%	ppm	%	ppm	ppm	%	ppm	ppm	ppm	%	ppm	ppm	ppm	ppm
	LOR	1	0.01	10	0.01	5	1	0.01	1	10	2	0.01	2	1	1	20
626778H		<1	0.29	20	0.02	92	2	0.03	3	500	52	0.17	3	<1	22	<20
626779H		<1	0.30	20	0.01	35	5	0.03	<1	300	29	0.25	13	<1	21	<20
626780H		<1	0.22	10	0.01	44	3	0.02	2	370	16	0.60	2	1	23	<20

ALS Canada Ltd.

2103 Dollarton Hwy
North Vancouver BC V7H 0A7
Phone: 604 984 0221 Fax: 604 984 0218 www.alsglobal.com

To: **EQUITY EXPLORATION CONSULTANTS LTD.**
SUITE 200, 900 WEST HASTINGS STREET
VANCOUVER BC V6C 1E5

Finalized Date: 29-JUN-2011
Account: EIABRX

Project: Thorn

CERTIFICATE OF ANALYSIS VA11105267

Sample Description	Method	ME-ICP41	ME-ICP41	ME-ICP41	ME-ICP41	ME-ICP41	ME-ICP41	Au-AA25
	Analyte	Ti	Tl	U	V	W	Zn	Au
	Units	%	ppm	ppm	ppm	ppm	ppm	ppm
	LOR	0.01	10	10	1	10	2	0.01
626778H		<0.01	<10	<10	3	<10	64	0.02
626779H		<0.01	<10	<10	2	<10	8	<0.01
626780H		<0.01	<10	<10	2	<10	15	<0.01

ALS Canada Ltd.

2103 Dollarton Hwy
North Vancouver BC V7H 0A7
Phone: 604 984 0221 Fax: 604 984 0218 www.alsglobal.com

To: **EQUITY EXPLORATION CONSULTANTS LTD.**
SUITE 200, 900 WEST HASTINGS STREET
VANCOUVER BC V6C 1E5

Finalized Date: 17-NOV-2011
Account: EIABRX

CERTIFICATE WH11198599

Project: BRX11-01

P.O. No.: BRX11-01_23

This report is for 32 Rock samples submitted to our lab in Whitehorse, YT, Canada on 28-SEP-2011.

The following have access to data associated with this certificate:

HENRY AWMACK EQUITY ENG EMAIL RYAN TOOLE	DARCY BAKER TOBY HUGHES	WANDA CARTER SORIN POSESCU

SAMPLE PREPARATION

ALS CODE	DESCRIPTION
WEI-21	Received Sample Weight
LOG-22	Sample login - Rcd w/o BarCode
CRU-QC	Crushing QC Test
SPL-22Y	Split Sample - Boyd Rotary Splitter
PUL-QC	Pulverizing QC Test
CRU-31	Fine crushing - 70% <2mm
PUL-31	Pulverize split to 85% <75 um

ANALYTICAL PROCEDURES

ALS CODE	DESCRIPTION	INSTRUMENT
ME-ICP41	35 Element Aqua Regia ICP-AES	ICP-AES
Au-AA25	Ore Grade Au 30g FA AA finish	AAS

To: **EQUITY EXPLORATION CONSULTANTS LTD.**
ATTN: WANDA CARTER
SUITE 200, 900 WEST HASTINGS STREET
VANCOUVER BC V6C 1E5

This is the Final Report and supersedes any preliminary report with this certificate number. Results apply to samples as submitted. All pages of this report have been checked and approved for release.

Signature:
Colin Ramshaw, Vancouver Laboratory Manager

ALS Canada Ltd.

2103 Dollarton Hwy
North Vancouver BC V7H 0A7
Phone: 604 984 0221 Fax: 604 984 0218 www.alsglobal.com

To: **EQUITY EXPLORATION CONSULTANTS LTD.**
SUITE 200, 900 WEST HASTINGS STREET
VANCOUVER BC V6C 1E5

Finalized Date: 17-NOV-2011
Account: EIABRX

Project: BRX11-01

CERTIFICATE OF ANALYSIS WH11198599

Sample Description	Method / Analyte / Units / LOR	WEI-21 Recvd Wt. kg 0.02	ME-ICP41 Ag ppm 0.2	ME-ICP41 Al % 0.01	ME-ICP41 As ppm 2	ME-ICP41 B ppm 10	ME-ICP41 Ba ppm 10	ME-ICP41 Be ppm 0.5	ME-ICP41 Bi ppm 2	ME-ICP41 Ca % 0.01	ME-ICP41 Cd ppm 0.5	ME-ICP41 Co ppm 1	ME-ICP41 Cr ppm 1	ME-ICP41 Cu ppm 1	ME-ICP41 Fe % 0.01	ME-ICP41 Ga ppm 10
L824375		0.36	<0.2	0.07	<2	<10	20	<0.5	<2	20.9	<0.5	2	2	32	0.49	<10
L824376		1.38	0.5	1.63	5	<10	100	<0.5	<2	0.22	<0.5	10	41	55	4.01	10
L824377		2.45	<0.2	4.07	<2	<10	170	<0.5	<2	0.78	<0.5	29	103	107	7.55	10
L824378		2.02	<0.2	1.41	5	<10	40	<0.5	<2	0.52	<0.5	15	33	93	3.64	10
L824379		1.21	<0.2	2.32	6	<10	140	<0.5	<2	0.03	<0.5	14	49	37	5.43	10
L824380		2.00	<0.2	0.94	<2	<10	190	0.5	<2	1.52	<0.5	9	9	23	2.96	<10
L824381		1.47	<0.2	1.01	5	<10	130	0.7	<2	1.36	<0.5	10	9	11	2.95	10
L824382		1.80	<0.2	1.67	5	<10	1330	0.6	<2	3.39	<0.5	18	1	36	4.39	10
L824383		2.37	<0.2	1.67	6	<10	1120	0.5	<2	1.47	<0.5	14	1	38	4.48	10
L824384		2.24	0.6	0.84	617	<10	210	<0.5	<2	0.12	<0.5	4	1	17	2.72	<10
L824385		1.42	<0.2	2.52	12	<10	40	0.5	4	1.56	<0.5	14	60	97	5.02	10
L824386		1.65	<0.2	0.37	24	<10	120	0.7	<2	0.62	<0.5	3	4	3	0.91	<10
L824387		1.72	1.3	0.38	2590	<10	310	<0.5	<2	0.08	<0.5	2	12	4	0.88	<10
L824388		1.61	0.2	0.42	375	<10	210	0.6	2	0.03	<0.5	1	9	2	0.61	<10
L824389		1.52	0.2	0.42	801	<10	3330	0.6	<2	0.05	<0.5	3	8	<1	0.56	<10
L824390		1.74	0.4	3.98	31	<10	100	<0.5	<2	9.6	<0.5	30	5	95	7.88	10
L824391		2.04	<0.2	1.56	7	<10	90	<0.5	<2	2.81	<0.5	9	3	10	2.96	10
L824392		2.37	0.2	1.63	35	<10	270	<0.5	<2	0.50	<0.5	1	5	12	2.27	10
L824393		1.99	0.2	1.88	6	<10	160	<0.5	<2	0.04	<0.5	6	4	143	2.97	10
L824394		1.81	<0.2	2.73	87	<10	50	<0.5	<2	0.85	<0.5	13	4	12	3.84	10
L824395		1.46	<0.2	2.57	14	<10	60	0.9	<2	1.16	<0.5	18	4	32	5.77	10
L824396		1.80	<0.2	2.02	18	<10	150	<0.5	<2	1.08	<0.5	11	14	53	3.72	10
L824397		1.97	0.2	3.22	40	<10	60	0.5	<2	1.14	1.7	12	8	28	4.22	10
L824398		1.85	0.2	0.48	44	<10	230	0.6	<2	0.03	<0.5	3	4	10	1.79	<10
L824399		2.30	<0.2	1.66	3	<10	260	<0.5	<2	1.52	<0.5	15	31	40	3.79	10
L824400		0.46	<0.2	0.04	<2	<10	10	<0.5	<2	18.7	<0.5	<1	<1	<1	0.41	<10
L845051		1.32	<0.2	0.69	8	<10	80	<0.5	<2	0.14	<0.5	6	4	2	3.13	<10
K933585		1.18	0.5	0.36	9	<10	420	<0.5	<2	0.12	<0.5	<1	4	4	0.63	<10
K933586		0.73	2.7	0.37	85	<10	100	<0.5	<2	0.14	0.8	1	3	23	1.25	<10
K933619		2.30	<0.2	4.13	6	<10	120	1.0	<2	1.95	<0.5	5	24	64	2.60	10
K933620		1.90	<0.2	3.43	7	<10	180	0.8	<2	1.62	<0.5	5	23	53	2.53	10
K933621		1.63	<0.2	1.25	<2	<10	100	<0.5	<2	0.30	<0.5	<1	25	5	2.66	10

ALS Canada Ltd.

2103 Dollarton Hwy
North Vancouver BC V7H 0A7
Phone: 604 984 0221 Fax: 604 984 0218 www.alsglobal.com

To: **EQUITY EXPLORATION CONSULTANTS LTD.**
SUITE 200, 900 WEST HASTINGS STREET
VANCOUVER BC V6C 1E5

Finalized Date: 17-NOV-2011
Account: EIABRX

Project: BRX11-01

CERTIFICATE OF ANALYSIS WH11198599

Sample Description	Method	ME-ICP41	ME-ICP41	ME-ICP41	ME-ICP41	ME-ICP41	ME-ICP41	ME-ICP41	ME-ICP41	ME-ICP41	ME-ICP41	ME-ICP41	ME-ICP41	ME-ICP41	ME-ICP41	ME-ICP41
	Analyte	Hg	K	La	Mg	Mn	Mo	Na	Ni	P	Pb	S	Sb	Sc	Sr	Th
	Units	ppm	%	ppm	%	ppm	ppm	%	ppm	ppm	ppm	%	ppm	ppm	ppm	ppm
	LOR	1	0.01	10	0.01	5	1	0.01	1	10	2	0.01	2	1	1	20
L824375		1	0.04	<10	12.50	222	<1	0.01	2	180	<2	0.03	2	1	51	<20
L824376		1	0.18	<10	1.19	433	<1	0.07	11	1230	8	1.21	2	8	21	<20
L824377		1	1.17	<10	1.53	679	<1	0.21	30	340	<2	1.47	<2	22	90	<20
L824378		1	0.11	<10	0.85	217	<1	0.13	13	790	4	2.20	<2	9	53	<20
L824379		<1	0.49	<10	0.93	642	<1	0.02	19	120	4	1.19	<2	7	8	<20
L824380		1	0.19	20	0.40	703	<1	0.07	5	820	47	0.03	<2	5	44	<20
L824381		<1	0.21	20	0.66	669	<1	0.06	5	850	10	0.02	2	4	34	<20
L824382		<1	0.28	20	0.50	1110	<1	0.03	4	1270	15	0.06	<2	4	178	<20
L824383		1	0.23	20	0.73	1280	<1	0.06	1	1320	14	0.04	<2	5	67	<20
L824384		<1	0.24	10	0.20	77	1	0.02	<1	750	24	1.01	4	1	13	<20
L824385		<1	0.12	10	1.67	505	2	0.13	32	1030	7	1.08	<2	11	66	<20
L824386		<1	0.23	20	0.05	369	1	0.04	<1	230	15	0.33	2	1	48	<20
L824387		<1	0.14	10	0.02	68	1	<0.01	<1	100	18	0.18	104	<1	19	<20
L824388		<1	0.29	10	0.02	70	10	<0.01	<1	70	28	0.02	13	<1	12	<20
L824389		<1	0.29	10	0.01	341	<1	<0.01	<1	50	8	0.08	21	<1	39	<20
L824390		<1	0.06	<10	2.13	2450	<1	0.01	4	320	2	0.23	<2	13	220	<20
L824391		<1	0.18	20	0.74	999	<1	0.03	2	820	4	0.26	<2	3	56	<20
L824392		<1	0.22	10	0.26	112	2	0.09	1	370	19	0.53	<2	3	166	<20
L824393		1	0.38	10	0.37	416	6	0.02	2	260	12	1.22	<2	2	30	<20
L824394		<1	0.11	10	0.97	712	1	0.18	3	1590	6	2.53	3	3	130	<20
L824395		1	0.10	<10	1.64	907	<1	0.09	6	1910	6	6.11	4	4	48	<20
L824396		<1	0.12	10	1.08	847	1	0.13	14	1060	14	0.12	4	3	100	<20
L824397		<1	0.09	10	1.20	733	2	0.23	10	1420	44	3.09	2	4	232	<20
L824398		<1	0.22	20	0.02	847	6	0.05	3	280	41	0.03	2	1	7	<20
L824399		<1	0.11	20	1.37	814	<1	0.13	27	1350	5	0.01	<2	8	133	<20
L824400		<1	0.02	10	11.35	181	<1	0.01	4	180	<2	0.02	<2	<1	43	<20
L845051		<1	0.25	10	0.31	53	1	0.03	<1	600	5	2.66	<2	1	8	<20
K933585		<1	0.24	10	0.05	27	5	0.01	<1	60	15	0.12	<2	<1	39	<20
K933586		<1	0.25	20	0.05	36	34	0.04	1	250	1120	0.66	5	<1	23	<20
K933619		<1	0.14	10	1.07	759	3	0.29	16	740	8	0.40	<2	4	674	<20
K933620		<1	0.17	10	1.12	517	2	0.18	16	690	7	0.34	<2	4	487	<20
K933621		<1	0.24	10	0.59	262	9	0.09	6	730	11	0.23	<2	4	87	<20

ALS Canada Ltd.

2103 Dollarton Hwy
North Vancouver BC V7H 0A7
Phone: 604 984 0221 Fax: 604 984 0218 www.alsglobal.com

To: **EQUITY EXPLORATION CONSULTANTS LTD.**
SUITE 200, 900 WEST HASTINGS STREET
VANCOUVER BC V6C 1E5

Finalized Date: 17-NOV-2011
Account: EIABRX

Project: BRX11-01

CERTIFICATE OF ANALYSIS WH11198599

Sample Description	Method / Analyte / Units / LOR	ME-ICP41 Ti % 0.01	ME-ICP41 Tl ppm 10	ME-ICP41 U ppm 10	ME-ICP41 V ppm 1	ME-ICP41 W ppm 10	ME-ICP41 Zn ppm 2	Au-AA25 Au ppm 0.01
L824375		<0.01	<10	<10	3	<10	13	<0.01
L824376		0.03	<10	<10	109	<10	35	0.02
L824377		0.27	<10	<10	229	<10	35	0.01
L824378		0.12	<10	<10	130	<10	28	0.02
L824379		0.06	<10	<10	109	<10	33	0.01
L824380		0.02	<10	<10	55	<10	52	<0.01
L824381		0.10	<10	<10	49	<10	51	<0.01
L824382		0.04	<10	<10	43	<10	47	<0.01
L824383		0.25	<10	<10	72	<10	86	<0.01
L824384		<0.01	<10	<10	11	<10	65	0.32
L824385		0.09	<10	<10	121	<10	42	<0.01
L824386		<0.01	<10	<10	3	<10	28	<0.01
L824387		<0.01	<10	<10	2	<10	10	0.53
L824388		<0.01	<10	<10	1	<10	16	0.04
L824389		<0.01	<10	<10	1	<10	5	0.05
L824390		<0.01	<10	<10	133	<10	80	<0.01
L824391		<0.01	<10	<10	25	<10	59	<0.01
L824392		0.13	<10	10	34	<10	11	<0.01
L824393		0.02	<10	<10	29	<10	20	<0.01
L824394		0.12	<10	<10	63	<10	64	<0.01
L824395		0.16	<10	<10	76	<10	51	<0.01
L824396		0.25	<10	<10	108	<10	88	<0.01
L824397		0.15	<10	<10	80	<10	129	<0.01
L824398		<0.01	<10	<10	8	<10	66	<0.01
L824399		0.12	<10	<10	101	<10	69	<0.01
L824400		<0.01	<10	<10	1	<10	11	<0.01
L845051		0.01	<10	<10	8	<10	5	0.01
K933585		<0.01	<10	<10	1	<10	8	0.66
K933586		<0.01	<10	<10	1	<10	232	<0.01
K933619		0.06	<10	<10	68	<10	83	<0.01
K933620		0.06	<10	<10	60	<10	60	<0.01
K933621		0.20	<10	<10	54	<10	18	<0.01

ALS Canada Ltd.

2103 Dollarton Hwy
North Vancouver BC V7H 0A7
Phone: 604 984 0221 Fax: 604 984 0218 www.alsglobal.com

To: **EQUITY EXPLORATION CONSULTANTS LTD.**
SUITE 200, 900 WEST HASTINGS STREET
VANCOUVER BC V6C 1E5

Finalized Date: 18-NOV-2011
Account: EIABRX

CERTIFICATE WH11198145

Project: BRX11-01

P.O. No.: BRX11-01_32

This report is for 3 Soil samples submitted to our lab in Whitehorse, YT, Canada on 12-OCT-2011.

The following have access to data associated with this certificate:

HENRY AWMACK EQUITY ENG EMAIL RYAN TOOLE	DARCY BAKER TOBY HUGHES	WANDA CARTER SORIN POSESCU

SAMPLE PREPARATION

ALS CODE	DESCRIPTION
WEI-21	Received Sample Weight
LOG-22	Sample login - Rcd w/o BarCode
SCR-41	Screen to -180um and save both

ANALYTICAL PROCEDURES

ALS CODE	DESCRIPTION	INSTRUMENT
ME-ICP41	35 Element Aqua Regia ICP-AES	ICP-AES
Au-AA23	Au 30g FA-AA finish	AAS

To: **EQUITY EXPLORATION CONSULTANTS LTD.**
ATTN: WANDA CARTER
SUITE 200, 900 WEST HASTINGS STREET
VANCOUVER BC V6C 1E5

This is the Final Report and supersedes any preliminary report with this certificate number. Results apply to samples as submitted. All pages of this report have been checked and approved for release.

Signature:
Colin Ramshaw, Vancouver Laboratory Manager

ALS Canada Ltd.

2103 Dollarton Hwy
North Vancouver BC V7H 0A7
Phone: 604 984 0221 Fax: 604 984 0218 www.alsglobal.com

To: **EQUITY EXPLORATION CONSULTANTS LTD.**
SUITE 200, 900 WEST HASTINGS STREET
VANCOUVER BC V6C 1E5

Finalized Date: 18-NOV-2011
Account: EIABRX

Project: BRX11-01

CERTIFICATE OF ANALYSIS WH11198145

Sample Description	Method	WEI-21	ME-ICP41	ME-ICP41	ME-ICP41	ME-ICP41	ME-ICP41	ME-ICP41	ME-ICP41	ME-ICP41	ME-ICP41	ME-ICP41	ME-ICP41	ME-ICP41	ME-ICP41	ME-ICP41
	Analyte	Recvd Wt.	Ag	Al	As	B	Ba	Be	Bi	Ca	Cd	Co	Cr	Cu	Fe	Ga
	Units	kg	ppm	%	ppm	ppm	ppm	ppm	ppm	%	ppm	ppm	ppm	ppm	%	ppm
	LOR	0.02	0.2	0.01	2	10	10	0.5	2	0.01	0.5	1	1	1	0.01	10
L559051		0.24	0.2	1.58	311	<10	120	0.6	<2	0.04	<0.5	10	14	18	3.42	<10
L559052		0.52	0.7	1.09	3120	<10	250	1.0	<2	0.14	0.7	11	9	24	3.14	<10
L559053		0.40	1.7	0.59	6770	<10	380	1.2	4	0.24	1.0	13	6	34	3.80	<10

ALS Canada Ltd.

2103 Dollarton Hwy
North Vancouver BC V7H 0A7
Phone: 604 984 0221 Fax: 604 984 0218 www.alsglobal.com

To: **EQUITY EXPLORATION CONSULTANTS LTD.**
SUITE 200, 900 WEST HASTINGS STREET
VANCOUVER BC V6C 1E5

Finalized Date: 18-NOV-2011
Account: EIABRX

Project: BRX11-01

CERTIFICATE OF ANALYSIS WH11198145

Sample Description	Method	ME-ICP41	ME-ICP41	ME-ICP41	ME-ICP41	ME-ICP41	ME-ICP41	ME-ICP41	ME-ICP41	ME-ICP41	ME-ICP41	ME-ICP41	ME-ICP41	ME-ICP41	ME-ICP41	ME-ICP41
	Analyte	Hg	K	La	Mg	Mn	Mo	Na	Ni	P	Pb	S	Sb	Sc	Sr	Th
	Units	ppm	%	ppm	%	ppm	ppm	%	ppm	ppm	ppm	%	ppm	ppm	ppm	ppm
	LOR	1	0.01	10	0.01	5	1	0.01	1	10	2	0.01	2	1	1	20
L559051		<1	0.06	10	0.17	1405	8	<0.01	9	960	127	0.04	4	1	7	<20
L559052		<1	0.09	10	0.15	818	10	<0.01	11	520	131	0.03	23	2	24	<20
L559053		1	0.10	10	0.09	1465	13	<0.01	15	500	200	0.05	50	3	40	<20

ALS Canada Ltd.

2103 Dollarton Hwy
North Vancouver BC V7H 0A7
Phone: 604 984 0221 Fax: 604 984 0218 www.alsglobal.com

To: **EQUITY EXPLORATION CONSULTANTS LTD.**
SUITE 200, 900 WEST HASTINGS STREET
VANCOUVER BC V6C 1E5

Finalized Date: 18-NOV-2011
Account: EIABRX

Project: BRX11-01

CERTIFICATE OF ANALYSIS WH11198145

Sample Description	Method Analyte Units LOR	ME-ICP41 Ti % 0.01	ME-ICP41 Tl ppm 10	ME-ICP41 U ppm 10	ME-ICP41 V ppm 1	ME-ICP41 W ppm 10	ME-ICP41 Zn ppm 2	Au-AA23 Au ppm 0.005
L559051		0.01	<10	<10	30	<10	116	0.011
L559052		<0.01	<10	<10	22	<10	151	0.029
L559053		<0.01	<10	<10	13	<10	230	0.056

ALS Canada Ltd.

2103 Dollarton Hwy
North Vancouver BC V7H 0A7
Phone: 604 984 0221 Fax: 604 984 0218 www.alsglobal.com

To: **EQUITY EXPLORATION CONSULTANTS LTD.**
SUITE 200, 900 WEST HASTINGS STREET
VANCOUVER BC V6C 1E5

Finalized Date: 28-NOV-2011
Account: EIABRX

CERTIFICATE WH11199411

Project: BRX11-01

P.O. No.: BRX11-01_24

This report is for 156 Soil samples submitted to our lab in Whitehorse, YT, Canada on 28-SEP-2011.

The following have access to data associated with this certificate:

HENRY AWMACK EQUITY ENG EMAIL RYAN TOOLE	DARCY BAKER TOBY HUGHES	WANDA CARTER SORIN POSESCU

SAMPLE PREPARATION

ALS CODE	DESCRIPTION
WEI-21	Received Sample Weight
LOG-22	Sample login - Rcd w/o BarCode
SCR-41	Screen to -180um and save both

ANALYTICAL PROCEDURES

ALS CODE	DESCRIPTION	INSTRUMENT
ME-ICP41	35 Element Aqua Regia ICP-AES	ICP-AES
Au-AA23	Au 30g FA-AA finish	AAS

To: **EQUITY EXPLORATION CONSULTANTS LTD.**
ATTN: WANDA CARTER
SUITE 200, 900 WEST HASTINGS STREET
VANCOUVER BC V6C 1E5

This is the Final Report and supersedes any preliminary report with this certificate number. Results apply to samples as submitted. All pages of this report have been checked and approved for release.

Signature:
Colin Ramshaw, Vancouver Laboratory Manager

ALS Canada Ltd.

2103 Dollarton Hwy
North Vancouver BC V7H 0A7
Phone: 604 984 0221 Fax: 604 984 0218 www.alsglobal.com

To: **EQUITY EXPLORATION CONSULTANTS LTD.**
SUITE 200, 900 WEST HASTINGS STREET
VANCOUVER BC V6C 1E5

Finalized Date: 28-NOV-2011
Account: EIABRX

Project: BRX11-01

CERTIFICATE OF ANALYSIS WH11199411

Sample Description	Method	WEI-21	ME-ICP41	ME-ICP41	ME-ICP41	ME-ICP41	ME-ICP41	ME-ICP41	ME-ICP41	ME-ICP41	ME-ICP41	ME-ICP41	ME-ICP41	ME-ICP41	ME-ICP41	ME-ICP41
	Analyte	Recvd Wt.	Ag	Al	As	B	Ba	Be	Bi	Ca	Cd	Co	Cr	Cu	Fe	Ga
	Units	kg	ppm	%	ppm	ppm	ppm	ppm	ppm	%	ppm	ppm	ppm	ppm	%	ppm
	LOR	0.02	0.2	0.01	2	10	10	0.5	2	0.01	0.5	1	1	1	0.01	10
L845101		0.48	0.5	2.96	13	<10	360	0.6	<2	0.11	<0.5	12	125	58	4.81	10
L845102		0.36	0.4	2.44	16	<10	140	<0.5	<2	0.12	<0.5	10	44	64	5.85	10
L845103		0.44	0.3	2.17	15	<10	120	0.5	<2	0.09	<0.5	13	21	53	5.06	10
L845104		0.32	0.4	2.62	20	<10	100	1.3	2	0.36	<0.5	17	14	37	5.60	10
L845105		0.36	0.8	1.90	87	<10	40	<0.5	18	0.18	<0.5	5	56	135	15.3	10
L845106		0.30	0.5	2.06	28	<10	90	0.6	4	0.12	<0.5	11	14	40	4.76	10
L845107		0.22	<0.2	3.26	16	<10	80	0.5	<2	0.13	<0.5	12	28	51	4.65	10
L845108		0.30	0.3	2.98	17	<10	80	<0.5	<2	0.12	<0.5	12	25	51	4.54	10
L845109		0.24	0.3	2.68	28	<10	50	<0.5	<2	0.10	<0.5	9	30	44	5.65	10
L845110		0.28	0.3	2.31	15	<10	50	<0.5	2	0.05	<0.5	4	23	27	3.15	10
L845111		0.36	0.3	2.54	29	<10	110	0.7	2	0.13	0.7	11	24	30	4.87	10
L845112		0.38	0.5	2.34	14	<10	120	0.9	3	0.08	<0.5	14	10	74	7.39	<10
L845113		0.20	0.2	2.09	15	<10	60	<0.5	2	0.11	<0.5	7	47	37	3.85	10
L845114		0.32	1.9	2.27	8	<10	100	0.8	2	0.12	0.5	4	44	20	2.13	10
L845115		0.28	1.0	2.12	7	<10	110	1.6	<2	0.35	1.4	8	34	27	2.89	10
L845116		0.28	0.4	1.74	11	<10	90	<0.5	<2	0.11	<0.5	6	34	20	3.18	10
L845117		0.24	0.3	2.13	11	<10	70	<0.5	<2	0.07	<0.5	5	40	23	3.36	10
L845118		0.28	0.5	2.96	9	<10	80	0.5	<2	0.08	<0.5	6	85	54	3.87	10
L845119		0.34	0.4	2.54	14	<10	100	<0.5	<2	0.08	<0.5	5	61	48	4.11	10
L845120		0.34	0.7	2.71	10	<10	80	<0.5	<2	0.08	<0.5	4	62	47	4.18	10
L845121		0.30	0.9	2.72	10	<10	90	0.6	<2	0.06	<0.5	4	39	44	3.31	10
L845122		0.24	0.6	2.46	14	<10	110	0.5	<2	0.08	<0.5	6	33	34	4.30	10
L845123		0.20	1.0	1.64	11	<10	120	0.5	<2	0.14	<0.5	3	17	26	1.87	<10
L845124		0.22	0.2	1.13	6	<10	100	<0.5	<2	0.06	<0.5	2	12	12	1.18	10
L845125		0.44	0.7	1.85	20	<10	430	0.6	<2	0.09	<0.5	18	15	83	5.22	<10
L845126		0.30	0.4	2.93	20	<10	60	<0.5	2	0.08	<0.5	5	30	33	3.54	10
L845127		0.24	0.6	2.24	21	<10	70	<0.5	<2	0.06	<0.5	4	27	26	3.22	10
L845128		0.24	0.6	1.87	10	<10	60	<0.5	2	0.06	<0.5	2	22	25	1.69	10
L845129		0.20	1.2	1.84	5	<10	30	<0.5	2	0.22	<0.5	1	11	43	0.93	<10
L845130		0.22	0.8	1.42	13	<10	80	<0.5	2	0.09	<0.5	4	18	20	1.68	10
L845131		0.20	0.9	1.19	11	<10	90	<0.5	<2	0.08	<0.5	5	16	17	0.98	10
L845132		0.26	0.6	2.59	24	<10	120	0.5	2	0.10	<0.5	5	23	162	3.55	10
L845133		0.24	0.4	2.23	17	<10	70	<0.5	<2	0.05	0.6	5	27	37	5.35	10
L845134		0.24	0.6	2.87	30	<10	200	0.6	2	0.12	<0.5	5	25	57	4.18	10
L845135		0.18	0.4	2.72	21	<10	80	0.5	2	0.13	<0.5	4	25	65	2.91	10
L845136		0.28	0.6	3.25	35	<10	170	0.6	<2	0.14	<0.5	12	44	58	5.52	10
L845137		0.28	0.9	2.66	16	<10	180	<0.5	<2	0.07	<0.5	8	29	49	5.10	10
L845138		0.48	1.7	2.98	24	<10	320	0.8	<2	0.28	0.5	26	18	72	7.52	10
L845139		0.34	1.0	2.12	23	<10	270	1.3	3	0.09	1.7	30	12	75	5.81	<10
L845140		0.32	1.3	3.65	19	<10	150	0.7	3	0.30	<0.5	26	96	94	8.48	10

***** See Appendix Page for comments regarding this certificate *****

ALS Canada Ltd.

2103 Dollarton Hwy
North Vancouver BC V7H 0A7
Phone: 604 984 0221 Fax: 604 984 0218 www.alsglobal.com

To: **EQUITY EXPLORATION CONSULTANTS LTD.**
SUITE 200, 900 WEST HASTINGS STREET
VANCOUVER BC V6C 1E5

Finalized Date: 28-NOV-2011
Account: EIABRX

Project: BRX11-01

CERTIFICATE OF ANALYSIS WH11199411

Sample Description	Method / Analyte / Units / LOR	ME-ICP41 Hg ppm 1	ME-ICP41 K % 0.01	ME-ICP41 La ppm 10	ME-ICP41 Mg % 0.01	ME-ICP41 Mn ppm 5	ME-ICP41 Mo ppm 1	ME-ICP41 Na % 0.01	ME-ICP41 Ni ppm 1	ME-ICP41 P ppm 10	ME-ICP41 Pb ppm 2	ME-ICP41 S % 0.01	ME-ICP41 Sb ppm 2	ME-ICP41 Sc ppm 1	ME-ICP41 Sr ppm 1	ME-ICP41 Th ppm 20
L845101		<1	0.27	10	1.65	763	6	0.02	38	1120	57	0.18	2	9	146	<20
L845102		<1	0.09	10	0.84	666	13	0.01	18	1290	51	0.11	<2	6	73	<20
L845103		<1	0.09	10	0.60	719	7	0.01	15	1260	48	0.09	<2	4	53	<20
L845104		<1	0.08	10	0.49	823	7	0.01	15	1140	45	0.09	<2	3	66	<20
L845105		<1	0.10	<10	0.65	547	6	0.02	7	1870	57	0.74	<2	12	72	<20
L845106		<1	0.07	10	0.48	755	3	0.01	11	1140	50	0.07	<2	3	35	<20
L845107		1	0.06	10	0.74	705	2	0.01	22	830	16	0.05	<2	5	26	<20
L845108		<1	0.05	10	0.68	726	2	0.01	19	1000	16	0.05	<2	4	29	<20
L845109		<1	0.04	10	0.51	394	4	0.01	17	880	41	0.10	2	2	23	<20
L845110		<1	0.04	10	0.32	280	3	0.01	8	870	21	0.08	<2	1	27	<20
L845111		<1	0.06	10	0.56	843	8	0.01	16	1160	36	0.07	<2	3	36	<20
L845112		<1	0.08	20	0.35	739	14	0.01	7	1760	48	0.09	4	2	30	<20
L845113		<1	0.06	10	0.65	444	4	0.01	19	1050	22	0.09	<2	1	21	<20
L845114		<1	0.06	10	0.43	303	2	0.01	15	1480	19	0.10	<2	<1	28	<20
L845115		<1	0.06	10	0.46	552	3	0.01	14	2350	21	0.16	<2	1	47	<20
L845116		<1	0.05	10	0.40	565	4	0.01	12	1010	17	0.08	<2	1	27	<20
L845117		<1	0.05	10	0.39	352	4	0.01	13	810	18	0.08	<2	1	19	<20
L845118		<1	0.06	10	0.84	382	5	0.01	25	720	23	0.09	<2	2	22	<20
L845119		<1	0.08	10	0.73	359	5	0.01	21	800	32	0.07	<2	1	29	<20
L845120		<1	0.07	10	0.76	338	5	0.01	22	800	20	0.08	<2	2	23	<20
L845121		<1	0.06	10	0.44	330	4	0.01	14	1080	24	0.10	<2	1	20	<20
L845122		<1	0.06	10	0.41	382	4	0.01	16	1030	23	0.08	<2	1	23	<20
L845123		<1	0.04	10	0.21	171	2	0.01	8	1090	11	0.08	<2	1	36	<20
L845124		<1	0.04	10	0.16	90	2	0.01	5	470	13	0.03	<2	<1	25	<20
L845125		<1	0.21	20	0.45	534	7	0.06	10	1620	83	0.53	<2	5	219	<20
L845126		<1	0.05	10	0.39	228	5	0.01	11	910	32	0.14	<2	1	17	<20
L845127		<1	0.05	10	0.33	184	5	0.01	8	940	25	0.14	<2	1	19	<20
L845128		<1	0.04	10	0.15	93	9	0.01	3	840	26	0.13	<2	<1	16	<20
L845129		<1	0.03	20	0.06	40	7	0.01	2	1530	18	0.18	<2	<1	27	<20
L845130		<1	0.05	10	0.18	166	6	0.01	8	940	26	0.38	<2	<1	23	<20
L845131		<1	0.05	10	0.09	116	4	0.01	7	860	21	0.07	<2	<1	25	<20
L845132		<1	0.08	10	0.46	345	5	0.01	11	1480	47	0.11	<2	1	27	<20
L845133		<1	0.04	10	0.24	233	6	0.01	8	820	28	0.13	<2	1	16	<20
L845134		<1	0.10	10	0.59	369	5	0.02	13	1270	63	0.17	<2	1	36	<20
L845135		<1	0.07	50	0.42	254	5	0.01	9	1300	43	0.17	<2	1	31	<20
L845136		<1	0.14	10	0.77	711	5	0.03	22	1680	84	0.23	3	4	59	<20
L845137		<1	0.11	10	0.44	517	7	0.03	8	1410	134	0.26	<2	2	57	<20
L845138		1	0.19	20	0.53	1255	10	0.06	9	2550	232	0.53	<2	4	171	<20
L845139		<1	0.15	30	0.50	2410	6	0.03	9	1970	154	0.26	<2	3	47	<20
L845140		<1	0.17	10	1.57	1355	7	0.03	49	2310	152	0.31	<2	9	100	<20

***** See Appendix Page for comments regarding this certificate *****

ALS Canada Ltd.
2103 Dollarton Hwy
North Vancouver BC V7H 0A7
Phone: 604 984 0221 Fax: 604 984 0218 www.alsglobal.com

To: **EQUITY EXPLORATION CONSULTANTS LTD.**
SUITE 200, 900 WEST HASTINGS STREET
VANCOUVER BC V6C 1E5

Finalized Date: 28-NOV-2011
Account: EIABRX

Project: BRX11-01

CERTIFICATE OF ANALYSIS WH11199411

Sample Description	Method / Analyte / Units / LOR	ME-ICP41 Ti % 0.01	ME-ICP41 Tl ppm 10	ME-ICP41 U ppm 10	ME-ICP41 V ppm 1	ME-ICP41 W ppm 10	ME-ICP41 Zn ppm 2	Au-AA23 Au ppm 0.005
L845101		0.11	<10	<10	87	<10	89	0.032
L845102		0.07	<10	<10	71	<10	67	0.024
L845103		0.03	<10	<10	56	<10	76	0.014
L845104		0.02	<10	<10	50	<10	81	0.006
L845105		0.12	<10	<10	117	<10	60	0.037
L845106		0.03	<10	<10	46	<10	75	0.012
L845107		0.06	<10	<10	116	<10	91	<0.005
L845108		0.04	<10	<10	109	<10	81	<0.005
L845109		0.04	<10	<10	64	<10	61	0.010
L845110		0.03	<10	<10	58	<10	38	<0.005
L845111		0.02	<10	<10	69	<10	266	<0.005
L845112		0.01	<10	10	35	<10	146	0.018
L845113		0.02	<10	<10	60	<10	90	0.007
L845114		0.01	<10	<10	47	<10	106	<0.005
L845115		0.01	<10	<10	46	<10	164	0.005
L845116		0.03	<10	<10	61	<10	51	<0.005
L845117		0.03	<10	<10	64	<10	40	<0.005
L845118		0.05	<10	<10	70	<10	53	<0.005
L845119		0.04	<10	<10	69	<10	56	0.008
L845120		0.05	<10	<10	77	<10	58	0.007
L845121		0.02	<10	<10	57	<10	51	<0.005
L845122		0.02	<10	<10	63	<10	76	<0.005
L845123		0.01	<10	<10	43	<10	32	<0.005
L845124		0.01	<10	<10	34	<10	25	<0.005
L845125		0.03	<10	<10	48	<10	104	0.021
L845126		0.04	<10	<10	61	<10	49	<0.005
L845127		0.04	<10	<10	73	<10	42	<0.005
L845128		0.02	<10	<10	44	<10	22	<0.005
L845129		<0.01	<10	<10	19	<10	11	<0.005
L845130		0.02	<10	<10	45	<10	30	0.019
L845131		0.02	<10	<10	33	<10	19	<0.005
L845132		0.02	<10	<10	45	<10	70	<0.005
L845133		0.04	<10	<10	76	<10	32	<0.005
L845134		0.02	<10	<10	59	<10	92	0.009
L845135		0.02	<10	<10	47	<10	61	<0.005
L845136		0.05	<10	<10	72	<10	115	<0.005
L845137		0.03	<10	<10	54	<10	121	0.012
L845138		0.06	<10	<10	55	<10	231	0.029
L845139		0.02	<10	<10	37	<10	296	0.009
L845140		0.15	<10	<10	103	<10	148	0.015

***** See Appendix Page for comments regarding this certificate *****

ALS Canada Ltd.

2103 Dollarton Hwy
North Vancouver BC V7H 0A7
Phone: 604 984 0221 Fax: 604 984 0218 www.alsglobal.com

To: **EQUITY EXPLORATION CONSULTANTS LTD.**
SUITE 200, 900 WEST HASTINGS STREET
VANCOUVER BC V6C 1E5

Finalized Date: 28-NOV-2011
Account: EIABRX

Project: BRX11-01

CERTIFICATE OF ANALYSIS WH11199411

Sample Description	Method	WEI-21	ME-ICP41	ME-ICP41	ME-ICP41	ME-ICP41	ME-ICP41	ME-ICP41	ME-ICP41	ME-ICP41	ME-ICP41	ME-ICP41	ME-ICP41	ME-ICP41	ME-ICP41	ME-ICP41
	Analyte	Recvd Wt.	Ag	Al	As	B	Ba	Be	Bi	Ca	Cd	Co	Cr	Cu	Fe	Ga
	Units	kg	ppm	%	ppm	ppm	ppm	ppm	ppm	%	ppm	ppm	ppm	ppm	%	ppm
	LOR	0.02	0.2	0.01	2	10	10	0.5	2	0.01	0.5	1	1	1	0.01	10
L845141		0.26	0.6	3.85	12	<10	150	0.7	<2	0.10	<0.5	59	74	147	6.54	10
L845142		0.40	0.5	2.93	10	<10	310	0.5	2	0.09	<0.5	21	87	80	6.14	10
L845143		0.46	0.6	2.98	12	<10	280	<0.5	<2	0.08	<0.5	7	95	103	6.64	10
L845144		0.42	0.4	3.19	12	<10	200	1.4	<2	0.27	<0.5	68	104	96	6.66	10
L845145		0.32	0.3	2.85	16	<10	340	0.6	<2	0.19	<0.5	20	88	104	6.04	10
L845146		0.40	0.5	3.36	19	<10	290	<0.5	<2	0.23	<0.5	17	130	157	6.69	10
L845147		0.24	0.2	3.37	17	<10	190	0.7	2	1.09	0.5	42	27	249	7.20	10
L845148		0.32	0.2	3.65	15	<10	120	0.6	<2	1.37	0.5	41	19	249	7.13	10
L845149		0.38	0.2	3.02	11	<10	80	<0.5	<2	2.04	<0.5	32	18	239	6.56	10
L845150		0.06	<0.2	0.46	<2	<10	250	<0.5	<2	2.56	1.5	8	13	44	1.12	<10
L845151		0.16	0.4	1.53	11	<10	330	<0.5	<2	0.77	2.6	25	20	48	3.97	10
L845152		0.24	<0.2	1.98	28	<10	290	0.5	2	1.25	2.3	18	14	59	3.59	10
L845153		0.28	0.3	2.86	22	<10	140	<0.5	<2	0.89	1.0	24	9	99	4.43	10
L845154		0.20	<0.2	1.75	25	<10	260	<0.5	2	0.70	2.7	19	27	31	4.25	10
L845155		0.34	<0.2	3.06	44	<10	290	0.8	2	0.78	<0.5	17	22	74	5.23	10
L845156		0.24	<0.2	2.16	23	<10	390	0.6	<2	0.76	0.9	18	22	52	4.93	10
L845157		0.24	<0.2	2.10	23	<10	340	0.6	2	0.68	0.9	17	24	45	5.09	10
L845158		0.28	<0.2	1.75	11	<10	270	<0.5	<2	0.33	<0.5	11	24	29	3.77	10
L845159		0.30	<0.2	2.51	21	<10	350	0.6	<2	0.58	<0.5	17	22	55	5.10	10
L845160		0.30	0.2	2.41	21	<10	160	<0.5	2	0.55	<0.5	16	26	68	4.69	10
L845161		0.34	<0.2	2.65	27	<10	180	0.6	<2	0.68	<0.5	18	28	83	4.69	10
L845162		0.38	0.3	4.55	200	<10	120	1.4	2	1.00	2.4	48	27	109	6.45	10
L845163		0.40	0.4	4.15	685	10	130	1.4	<2	1.40	2.7	47	24	202	6.54	10
L845164		0.40	0.3	6.12	133	<10	80	1.9	<2	1.05	0.8	88	24	289	9.28	10
L845165		0.26	0.7	0.93	89	<10	180	<0.5	<2	1.81	8.4	11	18	33	2.27	<10
L845166		0.36	0.9	2.57	321	<10	210	1.2	3	0.70	1.1	32	35	102	5.83	10
L845167		0.36	0.8	2.44	308	<10	210	1.1	3	0.73	1.2	31	37	96	5.57	10
L845168		0.18	0.8	2.58	278	<10	140	0.9	2	0.70	0.7	26	34	87	5.77	10
L845169		0.22	0.9	2.23	244	<10	130	0.7	<2	0.76	0.9	22	32	86	5.21	10
L845170		0.28	0.7	2.38	250	<10	170	1.0	2	1.06	1.0	33	29	83	5.35	10
L845171		0.30	0.6	2.20	174	<10	130	0.8	2	0.53	0.8	23	32	76	5.04	10
L845172		0.24	0.4	1.90	125	<10	160	0.8	2	0.79	1.3	21	28	76	4.45	<10
L845173		0.38	0.5	2.21	135	<10	170	0.8	<2	1.22	2.8	25	35	69	4.87	10
L845174		0.30	1.0	2.37	194	<10	230	0.9	<2	0.92	1.7	26	34	80	5.22	10
L845175		0.32	0.3	2.45	142	<10	210	0.9	<2	0.72	1.3	20	37	71	5.37	10
L845176		0.34	0.5	2.41	174	<10	360	0.9	<2	0.78	20.2	19	36	62	5.05	10
L845177		0.26	0.4	1.64	20	<10	290	<0.5	<2	0.70	<0.5	9	19	29	3.28	10
L845178		0.32	<0.2	1.59	35	<10	100	<0.5	<2	0.14	1.7	8	19	36	3.88	10
L845179		0.26	0.3	0.77	8	<10	110	<0.5	<2	0.17	<0.5	5	33	29	2.09	10
L845180		0.26	0.5	2.56	15	<10	200	1.1	<2	1.29	0.6	12	39	152	4.31	10

***** See Appendix Page for comments regarding this certificate *****

ALS Canada Ltd.

2103 Dollarton Hwy
North Vancouver BC V7H 0A7
Phone: 604 984 0221 Fax: 604 984 0218 www.alsglobal.com

To: **EQUITY EXPLORATION CONSULTANTS LTD.**
SUITE 200, 900 WEST HASTINGS STREET
VANCOUVER BC V6C 1E5

Finalized Date: 28-NOV-2011
Account: EIABRX

Project: BRX11-01

CERTIFICATE OF ANALYSIS WH11199411

Sample Description	Method / Analyte / Units / LOR	ME-ICP41 Hg ppm 1	ME-ICP41 K % 0.01	ME-ICP41 La ppm 10	ME-ICP41 Mg % 0.01	ME-ICP41 Mn ppm 5	ME-ICP41 Mo ppm 1	ME-ICP41 Na % 0.01	ME-ICP41 Ni ppm 1	ME-ICP41 P ppm 10	ME-ICP41 Pb ppm 2	ME-ICP41 S % 0.01	ME-ICP41 Sb ppm 2	ME-ICP41 Sc ppm 1	ME-ICP41 Sr ppm 1	ME-ICP41 Th ppm 20
L845141		1	0.14	10	1.09	2320	9	0.02	54	1370	38	0.14	<2	7	50	<20
L845142		<1	0.28	10	1.28	1120	15	0.02	35	1330	64	0.29	<2	8	79	<20
L845143		1	0.33	10	1.34	578	19	0.03	30	1420	75	0.31	<2	12	68	<20
L845144		<1	0.21	10	1.33	4260	9	0.03	64	1200	42	0.22	<2	8	111	<20
L845145		<1	0.23	10	1.25	1155	10	0.02	28	1340	48	0.18	<2	8	84	<20
L845146		<1	0.32	10	1.40	805	17	0.03	36	1830	92	0.30	<2	9	136	<20
L845147		<1	0.19	10	1.43	5600	1	0.02	17	1820	14	0.13	<2	24	38	<20
L845148		<1	0.09	10	1.60	4890	1	0.04	12	1670	15	0.14	<2	26	32	<20
L845149		<1	0.08	10	1.90	2680	1	0.04	10	1130	9	0.13	<2	22	37	<20
L845150		<1	0.09	<10	0.22	1870	2	0.02	8	1470	9	0.22	<2	2	70	<20
L845151		<1	0.11	<10	0.54	3460	4	0.02	12	1620	11	0.06	<2	6	42	<20
L845152		<1	0.13	10	0.53	2260	3	0.02	11	1320	13	0.10	2	5	75	<20
L845153		<1	0.14	10	1.16	2080	3	0.02	8	1230	11	0.16	<2	10	68	<20
L845154		<1	0.15	10	0.39	2400	2	0.02	15	750	16	0.10	<2	4	51	<20
L845155		<1	0.14	10	0.74	1590	1	0.02	15	900	16	0.09	<2	8	53	<20
L845156		<1	0.23	10	0.60	2070	1	0.02	14	2410	15	0.09	<2	4	59	<20
L845157		<1	0.23	10	0.65	1930	2	0.02	16	1730	14	0.08	<2	4	50	<20
L845158		<1	0.19	10	0.46	999	2	0.02	12	1050	12	0.06	<2	4	25	<20
L845159		<1	0.17	10	0.67	2500	1	0.02	13	2620	14	0.04	<2	7	31	<20
L845160		<1	0.09	10	0.77	1035	4	0.02	16	880	13	0.06	<2	7	52	<20
L845161		<1	0.09	10	0.82	1100	4	0.02	23	950	16	0.06	3	8	67	<20
L845162		<1	0.15	10	0.84	1690	4	0.02	70	1500	91	0.08	2	7	117	<20
L845163		1	0.13	20	0.92	2120	2	0.03	83	1330	85	0.08	8	8	120	<20
L845164		<1	0.12	10	0.60	1215	3	0.03	98	2580	32	0.17	3	8	94	<20
L845165		<1	0.08	10	0.46	903	1	0.02	17	1200	43	0.12	3	2	93	<20
L845166		1	0.11	20	1.19	1520	5	0.02	34	1370	164	0.08	7	5	95	<20
L845167		1	0.11	20	1.14	1445	5	0.01	34	1350	150	0.08	6	5	99	<20
L845168		<1	0.12	10	1.19	1370	5	0.02	28	1420	149	0.06	7	5	99	<20
L845169		<1	0.13	10	0.92	1210	5	0.02	24	1530	125	0.11	7	5	84	<20
L845170		1	0.12	10	1.02	1830	5	0.02	27	1680	130	0.09	6	5	103	<20
L845171		<1	0.11	10	0.90	1275	5	0.02	22	1600	88	0.10	7	4	64	<20
L845172		1	0.11	10	0.74	1470	3	0.02	22	1910	71	0.14	6	4	70	<20
L845173		1	0.13	10	1.02	1530	3	0.02	27	1470	76	0.09	5	5	88	<20
L845174		1	0.15	10	1.08	1385	4	0.02	28	1390	105	0.07	6	5	88	<20
L845175		<1	0.12	10	1.18	1050	3	0.02	27	1360	79	0.05	5	6	70	<20
L845176		<1	0.15	10	1.03	1475	3	0.02	26	2110	109	0.04	5	5	95	<20
L845177		<1	0.06	10	0.17	1565	3	0.02	11	1150	15	0.04	<2	2	88	<20
L845178		<1	0.06	10	0.21	323	2	0.01	13	990	19	0.03	2	3	17	<20
L845179		<1	0.05	10	0.18	434	2	0.01	13	920	8	0.04	<2	<1	15	<20
L845180		1	0.05	40	0.35	1895	3	0.02	22	1940	16	0.09	2	14	125	<20

***** See Appendix Page for comments regarding this certificate *****

ALS Canada Ltd.
2103 Dollarton Hwy
North Vancouver BC V7H 0A7
Phone: 604 984 0221 Fax: 604 984 0218 www.alsglobal.com

To: **EQUITY EXPLORATION CONSULTANTS LTD.**
SUITE 200, 900 WEST HASTINGS STREET
VANCOUVER BC V6C 1E5

Finalized Date: 28-NOV-2011
Account: EIABRX

Project: BRX11-01

CERTIFICATE OF ANALYSIS WH11199411

Sample Description	Method / Analyte / Units / LOR	ME-ICP41 Ti % 0.01	ME-ICP41 Tl ppm 10	ME-ICP41 U ppm 10	ME-ICP41 V ppm 1	ME-ICP41 W ppm 10	ME-ICP41 Zn ppm 2	Au-AA23 Au ppm 0.005
L845141		0.11	<10	<10	91	<10	139	<0.005
L845142		0.13	<10	<10	89	<10	91	0.013
L845143		0.18	<10	<10	130	<10	80	0.019
L845144		0.13	<10	<10	85	<10	154	0.014
L845145		0.13	<10	<10	89	<10	72	0.018
L845146		0.19	<10	<10	91	<10	68	0.034
L845147		0.16	<10	<10	225	<10	110	0.015
L845148		0.25	<10	<10	259	<10	122	<0.005
L845149		0.27	<10	<10	274	<10	93	0.006
L845150		0.03	<10	<10	31	<10	103	NSS
L845151		0.07	<10	<10	149	<10	140	NSS
L845152		0.02	<10	<10	85	<10	104	<0.005
L845153		0.05	<10	<10	122	<10	77	<0.005
L845154		0.04	<10	<10	118	<10	147	<0.005
L845155		0.03	<10	<10	129	<10	122	<0.005
L845156		0.05	<10	<10	120	<10	157	<0.005
L845157		0.05	<10	<10	126	<10	176	0.005
L845158		0.04	<10	<10	114	<10	90	<0.005
L845159		0.06	<10	<10	141	<10	167	<0.005
L845160		0.04	<10	<10	115	<10	66	<0.005
L845161		0.05	<10	<10	124	<10	78	<0.005
L845162		0.09	<10	<10	94	<10	425	<0.005
L845163		0.08	<10	<10	89	<10	453	0.019
L845164		0.06	<10	<10	65	<10	211	0.008
L845165		0.02	<10	<10	37	<10	305	<0.005
L845166		0.02	<10	<10	70	<10	242	0.017
L845167		0.02	<10	<10	70	<10	243	0.011
L845168		0.02	<10	<10	74	<10	204	<0.005
L845169		0.02	<10	<10	70	<10	186	0.011
L845170		0.02	<10	<10	67	<10	225	0.009
L845171		0.02	<10	<10	75	<10	161	0.006
L845172		0.02	<10	<10	64	<10	170	<0.005
L845173		0.02	<10	<10	76	<10	270	0.010
L845174		0.02	<10	<10	78	<10	230	0.006
L845175		0.03	<10	<10	86	<10	205	0.005
L845176		0.02	<10	<10	82	<10	316	0.012
L845177		0.02	<10	<10	90	<10	74	<0.005
L845178		0.01	<10	<10	114	<10	72	<0.005
L845179		0.02	<10	<10	85	<10	31	<0.005
L845180		0.01	<10	<10	95	<10	65	<0.005

***** See Appendix Page for comments regarding this certificate *****

ALS Canada Ltd.

2103 Dollarton Hwy
North Vancouver BC V7H 0A7
Phone: 604 984 0221 Fax: 604 984 0218 www.alsglobal.com

To: **EQUITY EXPLORATION CONSULTANTS LTD.**
SUITE 200, 900 WEST HASTINGS STREET
VANCOUVER BC V6C 1E5

Finalized Date: 28-NOV-2011
Account: EIABRX

Project: BRX11-01

CERTIFICATE OF ANALYSIS WH11199411

Sample Description	Method	WEI-21	ME-ICP41	ME-ICP41	ME-ICP41	ME-ICP41	ME-ICP41	ME-ICP41	ME-ICP41	ME-ICP41	ME-ICP41	ME-ICP41	ME-ICP41	ME-ICP41	ME-ICP41	ME-ICP41
	Analyte	Recvd Wt.	Ag	Al	As	B	Ba	Be	Bi	Ca	Cd	Co	Cr	Cu	Fe	Ga
	Units	kg	ppm	%	ppm	ppm	ppm	ppm	ppm	%	ppm	ppm	ppm	ppm	%	ppm
	LOR	0.02	0.2	0.01	2	10	10	0.5	2	0.01	0.5	1	1	1	0.01	10
L845181		0.30	0.2	2.01	21	<10	220	0.5	<2	0.97	<0.5	12	20	56	3.80	10
L845182		0.20	0.2	1.48	23	<10	190	<0.5	<2	0.60	<0.5	6	29	51	2.94	10
L845183		0.34	<0.2	2.92	32	<10	80	0.5	<2	0.08	<0.5	9	28	52	6.06	10
L845184		0.36	<0.2	2.23	56	<10	60	1.1	<2	0.79	<0.5	27	43	78	6.10	10
L845185		0.32	<0.2	2.59	16	<10	220	0.6	2	0.63	1.0	20	25	62	4.93	10
L845186		0.40	0.2	1.40	13	<10	150	<0.5	<2	0.32	0.5	8	19	45	3.63	10
L845187		0.28	0.4	3.37	16	<10	360	1.4	<2	0.55	2.8	16	29	64	4.48	10
L845188		0.28	<0.2	2.58	9	<10	250	0.9	<2	1.13	1.1	13	27	39	4.03	10
L845189		0.24	0.2	2.70	21	<10	220	0.7	<2	0.36	0.5	14	14	43	4.33	10
L845190		0.38	<0.2	2.27	26	<10	210	0.8	<2	0.33	<0.5	17	16	40	4.33	10
L845191		0.30	0.2	2.73	14	<10	110	0.7	<2	0.08	<0.5	14	33	61	4.51	10
L845192		0.22	0.2	2.09	16	<10	110	<0.5	<2	0.16	0.5	6	18	25	4.37	10
L845193		0.28	<0.2	2.42	22	<10	180	<0.5	<2	0.09	<0.5	9	19	28	4.53	10
L845194		0.22	<0.2	1.98	40	<10	100	<0.5	<2	0.09	0.6	6	17	25	5.04	10
L845195		0.22	<0.2	1.53	22	<10	160	<0.5	<2	0.16	0.5	5	21	21	3.41	10
L845196		0.30	0.3	2.40	31	<10	170	0.7	<2	0.13	1.3	11	18	36	4.19	10
L845197		0.24	0.6	2.55	56	<10	120	<0.5	2	0.09	0.6	6	19	30	5.24	10
L845198		0.28	0.2	2.45	9	<10	100	0.6	<2	0.06	<0.5	7	12	46	4.53	10
L845199		0.26	0.7	1.76	27	<10	80	<0.5	<2	0.13	<0.5	5	25	27	3.53	10
L845200		0.34	0.7	1.90	24	<10	80	<0.5	<2	0.13	<0.5	5	25	29	3.78	10
L845201		0.18	0.5	2.12	16	<10	140	0.5	<2	0.23	0.6	12	27	65	4.03	10
L845202		0.12	0.5	0.54	8	10	1010	<0.5	<2	2.66	9.8	19	8	33	1.48	<10
L845203		0.22	0.2	2.29	22	<10	300	0.6	<2	0.72	0.6	17	18	76	4.84	10
L845204		0.16	<0.2	1.53	10	<10	290	<0.5	<2	0.48	2.8	28	32	25	3.40	10
L845205		0.20	<0.2	2.01	17	<10	110	<0.5	<2	0.10	<0.5	7	21	83	4.88	10
L845206		0.16	0.3	1.87	30	<10	170	<0.5	<2	0.32	0.9	11	22	57	4.70	10
L845207		0.18	0.7	1.76	80	<10	180	<0.5	2	0.38	<0.5	10	28	53	4.52	10
L845208		0.20	0.8	2.40	54	<10	130	0.5	<2	0.11	<0.5	10	27	62	4.97	10
L845209		0.18	<0.2	2.80	66	<10	140	0.8	2	0.61	<0.5	19	32	80	4.70	10
L845210		0.22	0.7	1.71	52	<10	450	0.7	2	0.90	<0.5	21	14	157	4.78	<10
L845211		0.10	0.4	1.49	37	<10	540	0.6	<2	1.18	0.6	19	12	112	4.45	<10
L845212		0.14	0.6	0.84	23	<10	220	<0.5	<2	0.52	<0.5	5	14	119	2.97	<10
L845213		0.18	0.4	2.07	89	<10	80	<0.5	<2	0.26	<0.5	7	25	61	4.59	10
L845214		0.14	0.4	3.01	60	<10	80	0.6	<2	0.19	<0.5	8	29	54	4.56	10
L845215		0.06	<0.2	0.19	3	<10	30	<0.5	<2	0.53	<0.5	2	4	9	0.22	<10
L845216		0.20	<0.2	3.40	57	<10	100	0.9	<2	0.30	<0.5	13	26	50	4.33	10
L845217		0.14	0.6	3.18	42	<10	60	<0.5	<2	0.10	<0.5	6	36	44	5.06	10
L845218		0.12	0.4	0.78	22	<10	130	<0.5	<2	0.14	0.6	4	22	48	3.17	10
L845219		0.14	0.8	0.83	17	<10	120	<0.5	2	0.07	<0.5	3	18	62	2.69	10
L845220		0.16	0.4	2.45	24	<10	230	<0.5	2	0.27	<0.5	15	25	65	4.59	10

***** See Appendix Page for comments regarding this certificate *****

ALS Canada Ltd.

2103 Dollarton Hwy
North Vancouver BC V7H 0A7
Phone: 604 984 0221 Fax: 604 984 0218 www.alsglobal.com

To: **EQUITY EXPLORATION CONSULTANTS LTD.**
SUITE 200, 900 WEST HASTINGS STREET
VANCOUVER BC V6C 1E5

Finalized Date: 28-NOV-2011
Account: EIABRX

Project: BRX11-01

CERTIFICATE OF ANALYSIS WH11199411

Sample Description	Method	ME-ICP41	ME-ICP41	ME-ICP41	ME-ICP41	ME-ICP41	ME-ICP41	ME-ICP41	ME-ICP41	ME-ICP41	ME-ICP41	ME-ICP41	ME-ICP41	ME-ICP41	ME-ICP41	ME-ICP41
	Analyte	Hg	K	La	Mg	Mn	Mo	Na	Ni	P	Pb	S	Sb	Sc	Sr	Th
	Units	ppm	%	ppm	%	ppm	ppm	%	ppm	ppm	ppm	%	ppm	ppm	ppm	ppm
	LOR	1	0.01	10	0.01	5	1	0.01	1	10	2	0.01	2	1	1	20
L845181		1	0.09	10	0.33	675	2	0.02	19	970	13	0.07	<2	5	113	<20
L845182		1	0.07	10	0.18	313	3	0.02	19	840	14	0.06	<2	3	64	<20
L845183		1	0.04	10	0.32	375	2	0.01	13	1040	18	0.06	3	5	12	<20
L845184		<1	0.03	10	1.12	2200	1	0.01	18	1290	15	0.06	5	12	34	<20
L845185		<1	0.09	10	0.80	1155	2	0.02	20	830	24	0.05	2	5	66	<20
L845186		<1	0.10	10	0.37	274	1	0.01	16	590	20	0.04	<2	3	47	<20
L845187		1	0.07	20	0.72	2010	1	0.02	30	960	21	0.06	2	12	66	<20
L845188		<1	0.07	10	0.64	1645	1	0.02	21	1170	20	0.06	<2	6	111	<20
L845189		<1	0.09	10	0.77	701	2	0.03	13	960	26	0.08	3	4	74	<20
L845190		1	0.08	10	0.71	719	3	0.03	12	1190	26	0.10	3	4	74	<20
L845191		<1	0.14	10	0.89	529	1	0.01	27	680	17	0.04	2	6	19	<20
L845192		<1	0.09	10	0.42	260	2	0.02	11	1490	23	0.06	3	3	42	<20
L845193		<1	0.08	10	0.56	525	2	0.02	13	1900	26	0.05	2	4	30	<20
L845194		<1	0.06	10	0.47	278	2	0.02	9	1610	30	0.07	2	3	40	<20
L845195		<1	0.06	10	0.28	234	3	0.02	12	1700	24	0.06	3	2	47	<20
L845196		<1	0.08	10	0.60	4030	6	0.02	20	1530	28	0.08	2	4	54	<20
L845197		<1	0.06	10	0.44	253	3	0.02	14	2200	32	0.10	3	3	43	<20
L845198		<1	0.04	10	0.10	369	10	0.01	11	2230	31	0.06	2	<1	33	<20
L845199		1	0.04	10	0.38	186	3	0.01	17	1300	16	0.06	2	1	30	<20
L845200		<1	0.05	10	0.37	193	3	0.01	17	1450	17	0.06	2	2	31	<20
L845201		1	0.08	10	0.49	595	2	0.01	24	930	12	0.04	2	5	28	<20
L845202		<1	0.15	<10	0.16	14500	1	0.03	13	2380	17	0.18	<2	1	152	<20
L845203		<1	0.13	10	0.70	1170	1	0.02	18	1470	14	0.03	3	6	53	<20
L845204		1	0.14	10	0.41	2920	1	0.02	15	1210	21	0.04	<2	3	48	<20
L845205		<1	0.05	<10	0.33	397	2	0.01	10	1030	11	0.05	<2	3	19	<20
L845206		1	0.07	10	0.45	504	2	0.01	14	1270	15	0.03	<2	5	39	<20
L845207		1	0.08	10	0.43	850	2	0.01	16	1560	20	0.06	3	3	38	<20
L845208		<1	0.06	10	0.49	593	3	0.01	14	1190	21	0.04	3	4	21	<20
L845209		1	0.12	10	0.82	915	2	0.02	28	1050	16	0.05	3	5	60	<20
L845210		1	0.14	20	0.53	1065	18	0.03	18	1680	35	0.23	4	3	92	<20
L845211		1	0.14	20	0.48	1310	12	0.04	17	1870	28	0.28	3	3	101	<20
L845212		1	0.10	10	0.17	380	14	0.02	11	2020	17	0.29	2	2	50	<20
L845213		1	0.05	10	0.39	309	3	0.02	16	2000	44	0.10	4	3	30	<20
L845214		1	0.09	10	0.54	385	2	0.01	17	1080	28	0.05	3	5	19	<20
L845215		<1	0.03	<10	0.05	25	<1	0.03	10	840	2	0.23	<2	<1	47	<20
L845216		1	0.07	10	0.70	637	2	0.01	28	940	32	0.05	2	5	36	<20
L845217		1	0.04	10	0.41	274	2	0.01	12	1290	16	0.08	3	5	17	<20
L845218		<1	0.06	10	0.07	118	2	0.01	14	1670	12	0.04	<2	1	22	<20
L845219		1	0.06	10	0.05	155	1	0.01	9	1390	10	0.05	<2	<1	15	<20
L845220		<1	0.08	10	0.60	1050	1	0.02	19	2300	14	0.04	<2	5	31	<20

***** See Appendix Page for comments regarding this certificate *****

ALS Canada Ltd.
2103 Dollarton Hwy
North Vancouver BC V7H 0A7
Phone: 604 984 0221 Fax: 604 984 0218 www.alsglobal.com

To: **EQUITY EXPLORATION CONSULTANTS LTD.**
SUITE 200, 900 WEST HASTINGS STREET
VANCOUVER BC V6C 1E5

Finalized Date: 28-NOV-2011
Account: EIABRX

Project: BRX11-01

CERTIFICATE OF ANALYSIS WH11199411

Sample Description	Method / Analyte / Units / LOR	ME-ICP41 Ti % 0.01	ME-ICP41 Tl ppm 10	ME-ICP41 U ppm 10	ME-ICP41 V ppm 1	ME-ICP41 W ppm 10	ME-ICP41 Zn ppm 2	Au-AA23 Au ppm 0.005
L845181		0.01	<10	<10	79	<10	65	0.026
L845182		0.01	<10	<10	99	<10	42	<0.005
L845183		0.02	<10	<10	87	<10	56	0.006
L845184		0.06	<10	<10	137	<10	76	0.006
L845185		0.04	<10	<10	113	<10	150	<0.005
L845186		0.06	<10	<10	112	<10	89	<0.005
L845187		0.02	<10	<10	92	<10	139	<0.005
L845188		0.03	<10	<10	76	<10	156	<0.005
L845189		0.05	<10	<10	84	<10	90	<0.005
L845190		0.05	<10	<10	79	<10	78	<0.005
L845191		0.01	<10	<10	77	<10	89	<0.005
L845192		0.05	<10	<10	105	<10	65	<0.005
L845193		0.03	<10	<10	97	<10	99	<0.005
L845194		0.05	<10	<10	114	<10	59	0.005
L845195		0.05	<10	<10	92	<10	49	<0.005
L845196		0.04	<10	<10	82	<10	161	0.080
L845197		0.07	<10	<10	112	<10	52	0.063
L845198		0.02	<10	<10	52	<10	73	0.020
L845199		0.03	<10	<10	80	<10	43	0.007
L845200		0.03	<10	<10	79	<10	44	0.007
L845201		0.02	<10	<10	94	<10	79	0.006
L845202		0.01	<10	<10	25	<10	245	0.005
L845203		0.03	<10	<10	119	<10	100	<0.005
L845204		0.02	<10	<10	84	<10	141	0.016
L845205		0.03	<10	<10	163	<10	57	<0.005
L845206		0.04	<10	<10	151	<10	79	<0.005
L845207		0.06	<10	<10	137	<10	72	0.006
L845208		0.03	<10	<10	130	<10	78	0.013
L845209		0.05	<10	<10	106	<10	88	0.049
L845210		0.03	<10	<10	47	<10	81	0.046
L845211		0.03	<10	<10	41	<10	84	NSS
L845212		0.02	<10	<10	23	<10	43	NSS
L845213		0.04	<10	<10	93	<10	110	0.024
L845214		0.06	<10	<10	108	<10	99	0.019
L845215		0.01	<10	<10	4	<10	29	NSS
L845216		0.04	<10	<10	82	<10	98	0.021
L845217		0.07	<10	<10	104	<10	38	0.033
L845218		0.06	<10	<10	116	<10	43	0.089
L845219		0.02	<10	<10	95	<10	39	<0.005
L845220		0.03	<10	<10	122	<10	83	0.010

***** See Appendix Page for comments regarding this certificate *****

ALS Canada Ltd.

2103 Dollarton Hwy
North Vancouver BC V7H 0A7
Phone: 604 984 0221 Fax: 604 984 0218 www.alsglobal.com

To: **EQUITY EXPLORATION CONSULTANTS LTD.**
SUITE 200, 900 WEST HASTINGS STREET
VANCOUVER BC V6C 1E5

Finalized Date: 28-NOV-2011
Account: EIABRX

Project: BRX11-01

CERTIFICATE OF ANALYSIS WH11199411

Sample Description	Method / Analyte / Units / LOR	WEI-21 Recvd Wt. kg 0.02	ME-ICP41 Ag ppm 0.2	ME-ICP41 Al % 0.01	ME-ICP41 As ppm 2	ME-ICP41 B ppm 10	ME-ICP41 Ba ppm 10	ME-ICP41 Be ppm 0.5	ME-ICP41 Bi ppm 2	ME-ICP41 Ca % 0.01	ME-ICP41 Cd ppm 0.5	ME-ICP41 Co ppm 1	ME-ICP41 Cr ppm 1	ME-ICP41 Cu ppm 1	ME-ICP41 Fe % 0.01	ME-ICP41 Ga ppm 10
L845221		0.20	0.3	2.21	27	<10	120	<0.5	<2	0.17	<0.5	10	27	61	5.12	10
L845222		0.10	0.7	0.61	10	<10	80	<0.5	<2	0.91	3.0	5	16	59	2.16	<10
L845223		0.22	0.3	2.22	32	<10	250	0.7	<2	0.92	0.5	15	28	83	3.83	10
L845224		0.16	0.7	2.47	29	<10	120	<0.5	2	0.16	<0.5	7	27	70	5.05	10
L845225		0.18	0.5	1.40	19	<10	280	<0.5	<2	0.28	0.7	9	35	67	2.94	<10
L845226		0.14	0.3	0.26	<2	<10	200	<0.5	<2	0.53	<0.5	2	4	43	0.62	<10
L845227		0.20	0.2	1.53	43	<10	220	0.7	<2	0.38	<0.5	15	8	37	3.85	<10
L845229		0.32	<0.2	2.44	24	<10	120	0.6	<2	0.17	<0.5	9	26	51	4.87	10
L845230		0.28	<0.2	2.46	29	<10	280	0.8	<2	0.45	<0.5	13	25	59	4.43	10
L845231		0.26	0.2	1.57	40	<10	140	<0.5	<2	0.24	<0.5	10	37	40	4.95	10
L845232		0.34	<0.2	2.04	30	<10	240	0.5	<2	0.54	<0.5	12	20	46	4.17	<10
L845233		0.22	<0.2	1.68	82	<10	270	0.7	<2	0.53	<0.5	15	26	59	4.32	<10
L845234		0.24	0.2	2.05	31	<10	120	<0.5	<2	0.12	<0.5	8	25	39	5.56	10
L845235		0.20	0.6	1.39	38	<10	150	<0.5	3	0.16	<0.5	7	23	27	4.85	10
L845236		0.36	<0.2	1.91	19	<10	270	0.7	<2	0.45	<0.5	19	12	51	4.40	<10
L845237		0.32	<0.2	2.20	21	<10	240	0.6	<2	0.15	<0.5	10	12	26	4.99	10
L845238		0.36	0.2	1.56	21	<10	210	<0.5	<2	0.30	0.5	9	16	28	3.72	10
L845239		0.34	<0.2	2.93	32	<10	120	0.6	<2	0.22	0.5	10	21	35	5.44	10
L845240		0.30	0.3	2.42	19	<10	280	0.6	<2	0.39	0.9	15	18	46	4.44	10
L845241		0.22	0.5	1.98	22	<10	180	<0.5	<2	0.24	0.8	7	15	61	4.02	10
L845242		0.24	<0.2	1.92	9	<10	240	0.5	2	0.22	<0.5	9	11	45	4.44	10
L845243		0.28	<0.2	2.26	11	<10	270	0.7	<2	0.65	<0.5	9	12	44	3.74	10
L845244		0.14	<0.2	1.92	16	<10	250	0.5	<2	0.65	<0.5	12	10	44	4.30	10
L845245		0.14	0.2	2.19	16	<10	280	0.5	<2	0.59	0.5	10	11	51	3.96	10
L845246		0.18	0.7	2.33	22	<10	180	<0.5	<2	0.12	<0.5	7	12	50	4.73	10
L845247		0.16	0.3	1.79	29	<10	140	<0.5	<2	0.07	<0.5	3	13	27	5.00	10
L845248		0.28	<0.2	2.39	21	<10	200	0.5	2	0.12	<0.5	8	12	39	4.73	10
L845249		0.24	<0.2	2.56	17	<10	170	<0.5	<2	0.16	<0.5	8	14	36	5.55	10
L845250		0.10	0.4	1.49	27	<10	530	0.5	<2	0.56	5.6	19	14	34	4.42	10
L845251		0.28	<0.2	2.06	22	<10	160	0.5	2	0.12	<0.5	7	12	36	3.78	10
L845252		0.26	<0.2	2.38	16	<10	200	0.6	<2	0.20	<0.5	11	12	44	4.31	10
L845253		0.26	0.3	2.73	16	<10	280	<0.5	<2	0.06	<0.5	2	10	51	6.01	10
L845254		0.34	0.3	1.60	20	<10	600	0.5	2	0.52	1.2	15	16	20	3.68	10
L845255		0.34	0.4	3.38	39	<10	90	<0.5	<2	0.11	<0.5	5	46	36	6.04	10
L845256		0.32	0.2	1.93	13	<10	200	<0.5	<2	0.16	<0.5	9	11	45	3.81	10
L845258		0.18	0.3	1.80	28	<10	200	<0.5	<2	0.14	<0.5	7	25	33	3.79	10

***** See Appendix Page for comments regarding this certificate *****

ALS Canada Ltd.

2103 Dollarton Hwy
North Vancouver BC V7H 0A7
Phone: 604 984 0221 Fax: 604 984 0218 www.alsglobal.com

To: **EQUITY EXPLORATION CONSULTANTS LTD.**
SUITE 200, 900 WEST HASTINGS STREET
VANCOUVER BC V6C 1E5

Finalized Date: 28-NOV-2011
Account: EIABRX

Project: BRX11-01

CERTIFICATE OF ANALYSIS WH11199411

Sample Description	Method	ME-ICP41	ME-ICP41	ME-ICP41	ME-ICP41	ME-ICP41	ME-ICP41	ME-ICP41	ME-ICP41	ME-ICP41	ME-ICP41	ME-ICP41	ME-ICP41	ME-ICP41	ME-ICP41	ME-ICP41
	Analyte	Hg	K	La	Mg	Mn	Mo	Na	Ni	P	Pb	S	Sb	Sc	Sr	Th
	Units	ppm	%	ppm	%	ppm	ppm	%	ppm	ppm	ppm	%	ppm	ppm	ppm	ppm
	LOR	1	0.01	10	0.01	5	1	0.01	1	10	2	0.01	2	1	1	20
L845221		1	0.07	10	0.45	646	2	0.02	16	1480	13	0.05	2	4	23	<20
L845222		<1	0.11	<10	0.15	460	7	0.02	20	1130	17	0.15	<2	<1	136	<20
L845223		1	0.10	10	0.62	916	2	0.03	26	1390	23	0.05	<2	4	155	<20
L845224		<1	0.08	10	0.40	330	2	0.01	14	1480	18	0.06	3	3	27	<20
L845225		1	0.11	10	0.30	746	3	0.02	28	2300	16	0.10	<2	1	39	<20
L845226		<1	0.03	<10	0.05	146	<1	0.02	9	770	5	0.21	<2	1	59	<20
L845227		<1	0.13	10	0.47	1550	2	0.01	9	1720	35	0.07	3	4	42	<20
L845229		1	0.05	10	0.44	626	2	0.01	14	1420	17	0.06	3	4	25	<20
L845230		<1	0.05	10	0.40	1365	3	0.02	19	920	17	0.04	3	8	36	<20
L845231		<1	0.05	10	0.39	384	2	0.01	25	720	19	0.03	3	5	20	<20
L845232		1	0.05	10	0.44	411	6	0.02	22	440	15	0.03	3	5	46	<20
L845233		1	0.07	10	0.62	1085	2	0.02	20	1140	18	0.06	2	7	53	<20
L845234		1	0.06	10	0.42	334	2	0.01	13	1170	27	0.05	2	3	20	<20
L845235		<1	0.06	<10	0.32	295	1	0.02	10	990	21	0.03	2	3	27	<20
L845236		<1	0.08	10	0.73	883	2	0.04	10	1110	25	0.11	2	6	90	<20
L845237		<1	0.09	10	0.54	419	2	0.02	8	2130	29	0.07	<2	3	49	<20
L845238		<1	0.06	10	0.43	437	2	0.02	10	1140	22	0.05	<2	3	46	<20
L845239		<1	0.06	10	0.61	470	2	0.02	13	1910	22	0.06	2	5	37	<20
L845240		<1	0.10	10	0.75	1075	2	0.02	15	1190	22	0.06	2	3	73	<20
L845241		1	0.08	10	0.36	424	2	0.02	11	2380	27	0.08	<2	2	49	<20
L845242		<1	0.12	10	0.63	452	3	0.03	7	1200	35	0.15	<2	2	85	<20
L845243		1	0.09	10	0.55	479	1	0.03	12	1110	25	0.13	<2	3	101	<20
L845244		<1	0.19	10	0.67	932	2	0.04	8	1360	23	0.13	2	3	86	<20
L845245		<1	0.14	10	0.52	640	1	0.03	9	1730	20	0.13	<2	2	87	<20
L845246		<1	0.07	10	0.41	396	2	0.02	6	1710	29	0.12	<2	1	53	<20
L845247		1	0.05	10	0.31	194	4	0.02	4	2290	29	0.09	2	2	31	<20
L845248		1	0.08	10	0.47	409	3	0.03	7	1170	23	0.11	2	3	52	<20
L845249		<1	0.11	10	0.38	348	1	0.02	7	1090	31	0.07	<2	3	31	<20
L845250		<1	0.16	10	0.47	1800	1	0.02	11	1520	89	0.08	3	3	62	<20
L845251		<1	0.06	10	0.48	368	1	0.03	9	1050	18	0.12	2	2	65	<20
L845252		<1	0.08	10	0.51	510	1	0.02	9	900	20	0.06	2	3	39	<20
L845253		<1	0.10	10	0.30	169	4	0.03	1	2800	46	0.22	<2	3	140	<20
L845254		<1	0.16	10	0.48	1700	1	0.02	11	700	84	0.04	<2	3	44	<20
L845255		<1	0.06	10	0.33	286	3	0.02	14	4040	27	0.07	3	5	24	<20
L845256		<1	0.08	10	0.41	492	1	0.02	11	890	21	0.06	<2	1	34	<20
L845258		<1	0.06	10	0.42	291	3	0.02	17	1080	20	0.10	<2	1	57	<20

***** See Appendix Page for comments regarding this certificate *****

ALS Canada Ltd.
2103 Dollarton Hwy
North Vancouver BC V7H 0A7
Phone: 604 984 0221 Fax: 604 984 0218 www.alsglobal.com

To: **EQUITY EXPLORATION CONSULTANTS LTD.**
SUITE 200, 900 WEST HASTINGS STREET
VANCOUVER BC V6C 1E5

Finalized Date: 28-NOV-2011
Account: EIABRX

Project: BRX11-01

CERTIFICATE OF ANALYSIS WH11199411

Sample Description	Method Analyte Units LOR	ME-ICP41 Ti % 0.01	ME-ICP41 Tl ppm 10	ME-ICP41 U ppm 10	ME-ICP41 V ppm 1	ME-ICP41 W ppm 10	ME-ICP41 Zn ppm 2	Au-AA23 Au ppm 0.005
L845221		0.04	<10	<10	141	<10	70	0.010
L845222		0.02	<10	<10	55	<10	100	0.024
L845223		0.03	<10	<10	93	<10	100	0.011
L845224		0.02	<10	<10	133	<10	65	0.016
L845225		0.01	<10	<10	65	<10	70	0.007
L845226		0.01	<10	<10	7	<10	35	NSS
L845227		0.02	<10	<10	51	<10	92	0.010
L845229		0.02	<10	<10	90	<10	77	0.006
L845230		0.01	<10	<10	91	<10	101	<0.005
L845231		0.03	<10	<10	125	<10	71	0.006
L845232		0.01	<10	<10	82	<10	63	0.005
L845233		0.01	<10	<10	79	<10	94	0.055
L845234		0.02	<10	<10	98	<10	62	0.014
L845235		0.05	<10	<10	124	<10	63	0.006
L845236		0.06	<10	<10	81	<10	86	0.012
L845237		0.03	<10	<10	96	<10	98	0.005
L845238		0.04	<10	<10	89	<10	69	<0.005
L845239		0.04	<10	<10	94	<10	92	<0.005
L845240		0.04	<10	<10	89	<10	115	<0.005
L845241		0.03	<10	<10	80	<10	75	<0.005
L845242		0.03	<10	<10	80	<10	70	<0.005
L845243		0.01	<10	<10	64	<10	63	<0.005
L845244		0.04	<10	<10	77	<10	82	0.011
L845245		0.02	<10	<10	71	<10	81	<0.005
L845246		0.02	<10	<10	86	<10	63	NSS
L845247		0.04	<10	<10	111	<10	36	0.109
L845248		0.03	<10	<10	91	<10	55	0.022
L845249		0.02	<10	<10	99	<10	54	<0.005
L845250		0.01	<10	<10	71	<10	347	<0.005
L845251		0.02	<10	<10	66	<10	55	<0.005
L845252		0.01	<10	<10	82	<10	65	0.006
L845253		0.04	<10	<10	130	<10	24	<0.005
L845254		0.01	<10	<10	73	<10	190	<0.005
L845255		0.04	<10	<10	105	<10	51	<0.005
L845256		0.02	<10	<10	79	<10	63	<0.005
L845258		0.01	<10	<10	72	<10	50	0.035

***** See Appendix Page for comments regarding this certificate *****

ALS Canada Ltd.

2103 Dollarton Hwy
North Vancouver BC V7H 0A7
Phone: 604 984 0221 Fax: 604 984 0218 www.alsglobal.com

To: **EQUITY EXPLORATION CONSULTANTS LTD.**
SUITE 200, 900 WEST HASTINGS STREET
VANCOUVER BC V6C 1E5

Finalized Date: 28-NOV-2011
Account: EIABRX

Project: BRX11-01

CERTIFICATE OF ANALYSIS WH11199411

Method	CERTIFICATE COMMENTS
ALL METHODS	NSS is non-sufficient sample.

ALS Canada Ltd.

2103 Dollarton Hwy
North Vancouver BC V7H 0A7
Phone: 604 984 0221 Fax: 604 984 0218 www.alsglobal.com

To: **EQUITY EXPLORATION CONSULTANTS LTD.**
SUITE 200, 900 WEST HASTINGS STREET
VANCOUVER BC V6C 1E5

Finalized Date: 18-NOV-2011
Account: EIABRX

CERTIFICATE WH11199410

Project: BRX11-01

P.O. No.: BRX11-01_25

This report is for 2 Silt samples submitted to our lab in Whitehorse, YT, Canada on 28-SEP-2011.

The following have access to data associated with this certificate:

HENRY AWMACK EQUITY ENG EMAIL RYAN TOOLE	DARCY BAKER TOBY HUGHES	WANDA CARTER SORIN POSESCU

SAMPLE PREPARATION

ALS CODE	DESCRIPTION
WEI-21	Received Sample Weight
LOG-22	Sample login - Rcd w/o BarCode
SCR-41	Screen to -180um and save both

ANALYTICAL PROCEDURES

ALS CODE	DESCRIPTION	INSTRUMENT
ME-ICP41	35 Element Aqua Regia ICP-AES	ICP-AES
Au-AA23	Au 30g FA-AA finish	AAS

To: **EQUITY EXPLORATION CONSULTANTS LTD.**
ATTN: WANDA CARTER
SUITE 200, 900 WEST HASTINGS STREET
VANCOUVER BC V6C 1E5

This is the Final Report and supersedes any preliminary report with this certificate number. Results apply to samples as submitted. All pages of this report have been checked and approved for release.

Signature:
Colin Ramshaw, Vancouver Laboratory Manager

ALS Canada Ltd.

2103 Dollarton Hwy
North Vancouver BC V7H 0A7
Phone: 604 984 0221 Fax: 604 984 0218 www.alsglobal.com

To: **EQUITY EXPLORATION CONSULTANTS LTD.**
SUITE 200, 900 WEST HASTINGS STREET
VANCOUVER BC V6C 1E5

Finalized Date: 18-NOV-2011
Account: EIABRX

Project: BRX11-01

CERTIFICATE OF ANALYSIS WH11199410

Sample Description	Method / Analyte / Units / LOR	WEI-21 Recvd Wt. kg 0.02	ME-ICP41 Ag ppm 0.2	ME-ICP41 Al % 0.01	ME-ICP41 As ppm 2	ME-ICP41 B ppm 10	ME-ICP41 Ba ppm 10	ME-ICP41 Be ppm 0.5	ME-ICP41 Bi ppm 2	ME-ICP41 Ca % 0.01	ME-ICP41 Cd ppm 0.5	ME-ICP41 Co ppm 1	ME-ICP41 Cr ppm 1	ME-ICP41 Cu ppm 1	ME-ICP41 Fe % 0.01	ME-ICP41 Ga ppm 10
L844001		0.80	0.2	5.22	164	<10	140	4.3	<2	0.26	<0.5	98	25	167	10.00	<10
L844002		0.40	0.5	2.73	35	<10	140	3.5	3	0.52	6.5	58	22	89	6.09	10

ALS Canada Ltd.

2103 Dollarton Hwy
North Vancouver BC V7H 0A7
Phone: 604 984 0221 Fax: 604 984 0218 www.alsglobal.com

To: **EQUITY EXPLORATION CONSULTANTS LTD.**
SUITE 200, 900 WEST HASTINGS STREET
VANCOUVER BC V6C 1E5

Finalized Date: 18-NOV-2011
Account: EIABRX

Project: BRX11-01

CERTIFICATE OF ANALYSIS WH11199410

Sample Description	Method	ME-ICP41	ME-ICP41	ME-ICP41	ME-ICP41	ME-ICP41	ME-ICP41	ME-ICP41	ME-ICP41	ME-ICP41	ME-ICP41	ME-ICP41	ME-ICP41	ME-ICP41	ME-ICP41	ME-ICP41
	Analyte	Hg	K	La	Mg	Mn	Mo	Na	Ni	P	Pb	S	Sb	Sc	Sr	Th
	Units	ppm	%	ppm	%	ppm	ppm	%	ppm	ppm	ppm	%	ppm	ppm	ppm	ppm
	LOR	1	0.01	10	0.01	5	1	0.01	1	10	2	0.01	2	1	1	20
L844001		<1	0.07	20	0.47	4730	14	<0.01	23	850	26	0.60	<2	4	73	<20
L844002		<1	0.08	30	0.58	2190	8	<0.01	37	1120	47	0.13	<2	4	82	<20

ALS Canada Ltd.

2103 Dollarton Hwy
North Vancouver BC V7H 0A7
Phone: 604 984 0221 Fax: 604 984 0218 www.alsglobal.com

To: **EQUITY EXPLORATION CONSULTANTS LTD.**
SUITE 200, 900 WEST HASTINGS STREET
VANCOUVER BC V6C 1E5

Finalized Date: 18-NOV-2011
Account: EIABRX

Project: BRX11-01

CERTIFICATE OF ANALYSIS WH11199410

Sample Description	Method Analyte Units LOR	ME-ICP41 Ti % 0.01	ME-ICP41 Tl ppm 10	ME-ICP41 U ppm 10	ME-ICP41 V ppm 1	ME-ICP41 W ppm 10	ME-ICP41 Zn ppm 2	Au-AA23 Au ppm 0.005
L844001		0.03	<10	<10	37	<10	136	0.022
L844002		0.03	<10	60	50	<10	603	0.017

Appendix F: Quality Control / Quality Assurance

QUALITY ASSURANCE / QUALITY CONTROL

I Chain of Custody

Drill core samples were packed into rice sacks and sealed with uniquely-numbered straps to deter and identify evidence of tampering. Rice sacks were shipped via Small's Expediting and Bob's Contracting to the ALS Laboratory Group (ALS) preparation lab in Whitehorse, YT which has been certified compliant with ISO9001:2008 requirements. A majority of the samples from the second phase of drilling were re-routed by ALS to their laboratory in Anchorage, Alaska due to a back-log at the Whitehorse facility. The Anchorage preparation facility has not yet been ISO-certified.

II Blanks

Blanks are samples which are known to be barren of mineralization or are from locally derived material lacking obvious alteration of mineralization. Blanks are inserted into the sample stream in the field to determine whether contamination has occurred after sample collection. A total of 167 blanks were inserted into the sample sequence (approximately every 20th sample) and submitted for analysis. For the Thorn drilling program the blank material was comprised of limestone obtained from a landscape supply store.

Review of the analytical results from the blanks samples indicates that all blank samples in the drill core sample stream returned uniformly low values in all elements of interest with two exceptions (see table below; L560563 and L844713 are anomalous in Ag). For early stage programs, each blank should be less than or equal to five times the detection limit for all elements of interest. Several samples exceed these limits, although upon inspection, most of these samples have very low values in elements of interest.

- Blank sample L560563 (5.5 ppm Ag) follows a mineralized zone with up to 21.2 ppm Ag.
- Blank sample L559789 (207 ppm Zn, 32 ppm Pb, 7 ppm Cu) immediately follows a sample well-mineralized in Cu, Pb and Zn.
- Blank sample L560025 (96 ppm Cu) immediately follows a standard sample, as well as a mineralized zone.
- Blank sample L561359 (16 ppm As, 44 ppm Cu) is from a very well mineralized drill hole (THN11-51), and immediately follows well-mineralized samples with elevated Ag, Au, Cu, As, Pb and Zn.
- Blank samples L561639 (51 ppm As) and L561682 (62 ppm As); these samples were interspersed with Oban Zone mineralization which contains variable amounts of pyrite, galena, sphalerite, chalcopyrite and sulphosalts.
- Blank samples L844543, L844561, L844583, L844663, L844681, L844701, and L844713 contain elevated Ag, As, Cu, Sb, and Zn. These blanks were inserted within Oban Zone mineralization and reflect some low-level contamination, but only one (L844713) has elevated Ag (5.0 ppm Ag) and this is due to immediately following three samples with >100 ppm Ag, one of which contains 850 ppm Ag.
- Blank samples L844823, L844863, L844901, and L844913 contain elevated levels of As, Pb and Zn. These samples are also from within Oban Zone mineralization, and reflect low-level contamination in Pb, Zn and to a lesser extent As.
- Blank sample L845023 (219 ppm Zn); this sample immediately follows a standard sample and two strongly mineralized samples.

None of the blank samples indicate a serious contamination problem.

Table 1: Anomalous Blank Samples

Sample Number	Ag (ppm)	As (ppm)	Cu (ppm)	Mo (ppm)	Pb (ppm)	Sb (ppm)	Zn (ppm)	Au (ppm)	ZONE
L559789	<0.2	3	7	<1	32	3	207	<0.01	Feeder / MP
L560025	0.6	36	96	<1	<2	15	6	<0.01	Vein
L560563	5.5	<2	19	<1	7	<2	11	<0.01	F Zone
L561359	<0.2	16	44	<1	6	6	12	0.02	Talisker
L561639	<0.2	51	1	<1	2	2	45	<0.01	
L561682	0.2	62	1	<1	18	<2	18	0.01	Oban
L561876	<0.2	<2	1	<1	28	<2	51	0.01	

L844543	0.4	22	42	<1	13	2	214	<0.01	Oban (high-grade)
L844561	<0.2	39	126	1	19	5	70	0.01	
L844583	0.4	22	37	<1	14	7	185	<0.01	
L844663	<0.2	48	1	<1	6	3	47	<0.01	
L844681	<0.2	44	18	1	21	3	43	<0.01	
L844701	<0.2	33	19	<1	17	3	189	<0.01	
L844713	5	20	187	<1	22	54	33	0.03	
L844781	0.2	<2	12	<1	32	7	93	<0.01	Oban (high-grade)
L844801	1.3	14	62	3	45	6	74	<0.01	
L844823	1.4	25	24	2	76	6	200	<0.01	
L844863	0.8	47	28	<1	45	9	168	<0.01	
L844881	0.4	11	50	5	31	4	49	<0.01	
L844901	<0.2	9	28	<1	13	<2	174	<0.01	
L844913	0.4	89	1	<1	25	3	177	<0.01	
L844941	0.9	10	19	<1	34	7	119	<0.01	
L845023	<0.2	2	42	1	12	2	219	<0.01	Talisker
Detection Limit	0.2	2	1	1	2	2	2	0.01	

III Analytical Accuracy: Standard Performance

Standard reference materials are inserted into the sample stream to gauge the accuracy of the lab's analyses. Three standards were used in the course of the 2011 Thorn drilling program: multi-element standards ME-11, ME-12 and ME-17 from CDN Resource Laboratories in Langley BC. The means and standard deviations established during round robin standard certification are used for calculating warning and control limits. Warning limits are set at the mean ±2 standard deviations (σ) and control limits are set at ±3σ. Any single standard beyond the upper or lower control limits is deemed a failure and consecutive standards on the same certificate exceeding the warning limits are also deemed failures.

Shewhart charts which plot concentration versus sample sequence with warning and control limits are presented below. By plotting the z-score, multiple standards can be displayed for each element; the z-score levels, the accepted value and standard deviation for each standard. Warning limits are indicated by a z-score of ±2σ and control limits are indicated by a z-score of ±3σ. The Shewhart chart for Ag standards (Figure 1) indicates that all samples were within warning and control limits for Ag, Au and Pb; two samples exceeded warning limits for Cu. A slight high bias is noted for Ag and Cu, while a slight low bias was observed for Pb.

Standard	Cu (%)		Pb (%)		Au (g/t)		Ag (g/t)		Zn (%)	
	Mean (x)	Std. Dev. (σ)	Mean	Std. Dev.	Mean	Std. Dev.	Mean	Std. Dev.	Mean	Std. Dev.
ME-11	2.44	0.11	0.86	0.10	1.38	0.10	79.3	6.0	0.96	0.06
ME-12	0.428	0.02	0.222	0.014	0.348	0.04	52.5	4.3	0.275	0.018
ME-17	1.36	0.10	0.676	0.054	0.452	0.058	38.2	3.1	7.34	0.37

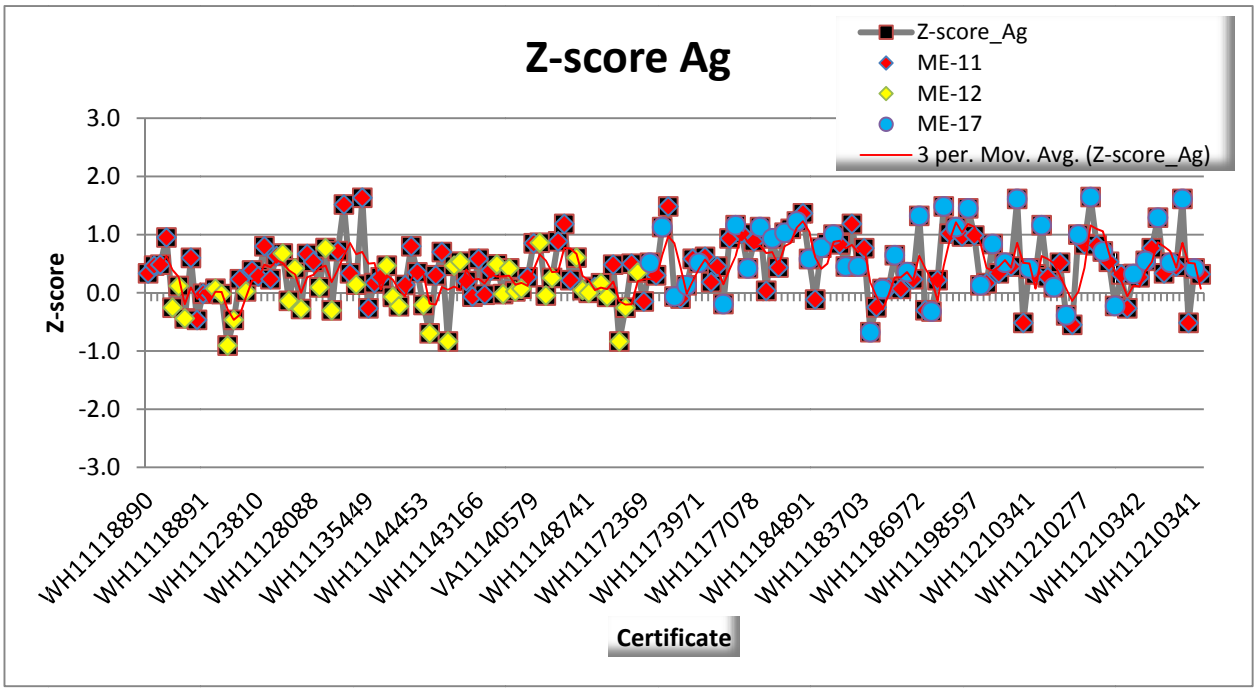

Figure 1: Shewhart Chart for Ag indicating all standard reference materials in the core sample stream. Warning limits are at a z-score of ±2σ and failure limits are at a z-score of ±3σ.

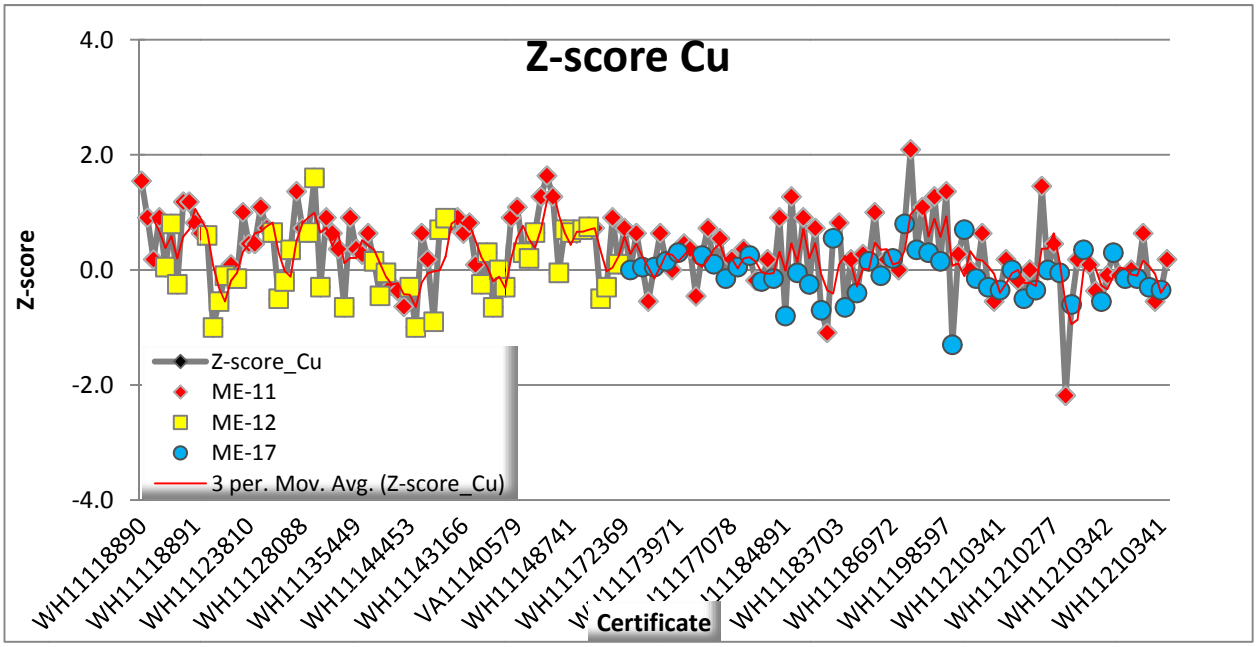

Figure 2: Shewhart Chart for Cu indicating all standard reference materials in the core samples stream. Warning limits are at a z-score of ±2σ and failure limits are at a z-score of ±3σ.

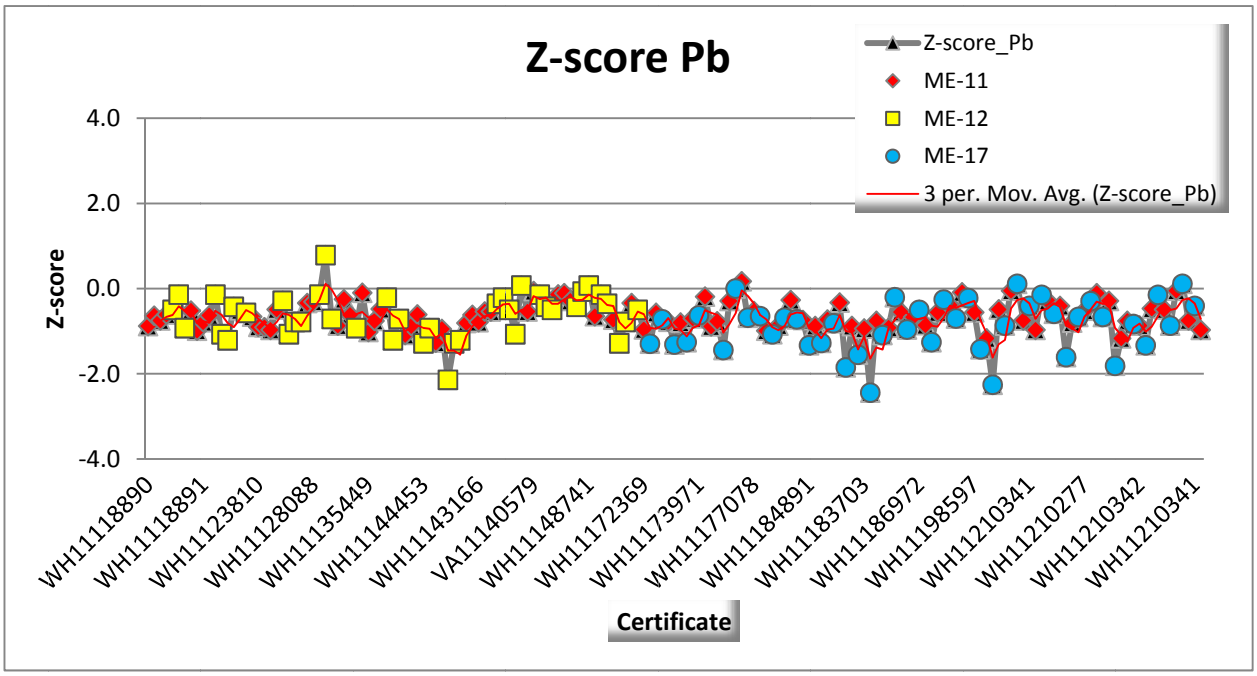

Figure 3: Shewhart Chart for Pb indicating all standard reference materials in the core samples stream. Warning limits are at a z-score of ±2σ and failure limits are at a z-score of ±3σ.

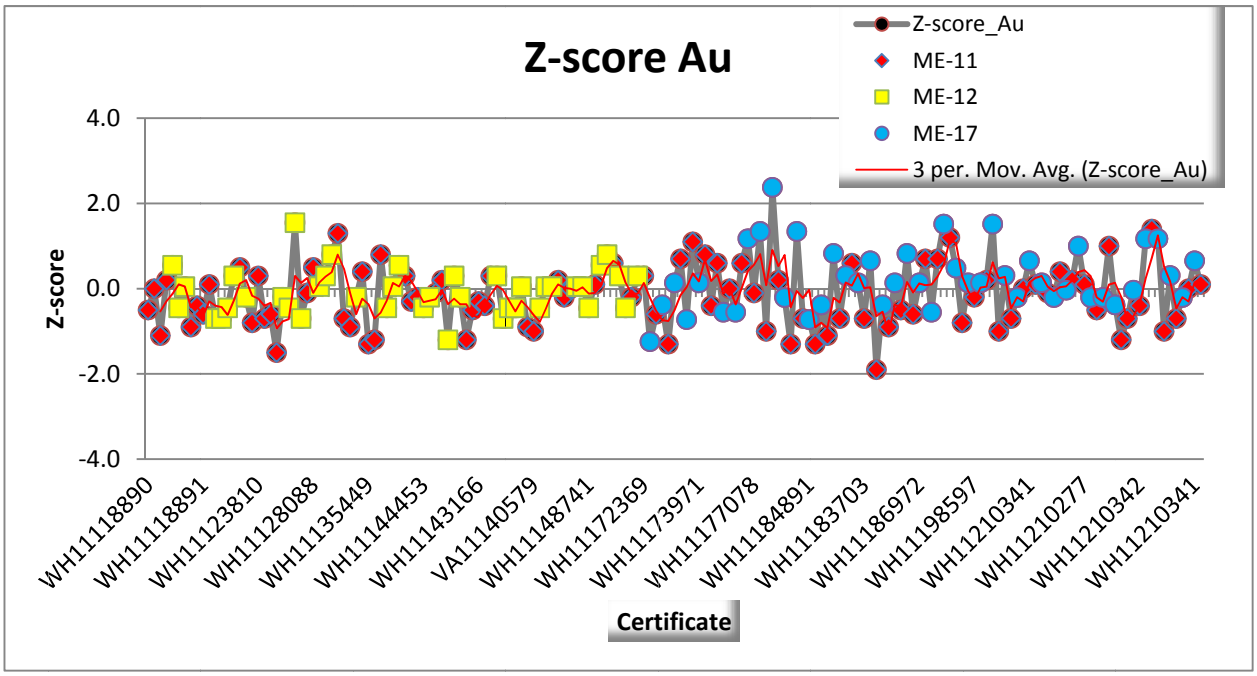

Figure 4: Shewhart Chart for Au indicating all standard reference materials in the core samples stream. Warning limits are at a z-score of ±2σ and failure limits are at a z-score of ±3σ.

IV Analytical Precision: Duplicate Analysis

Field duplicates analysis is the collection and analysis of two separate samples from the same field location. In the case of core samples, the split half of the core was quartered and both quarter samples were submitted as field duplicates. These field duplicates are used to measure the reproducibility of sampling, which includes both laboratory variation and sample variation. The duplicate-pairs will contain all the cumulative error associated with the sampling and analytical process and may also allow the determination of

true, or effective, detection limits (where the cumulative uncertainty of sampling and analytical techniques, or precision, equals 100%). A total of 41 field duplicate-pairs (approximately every 40th sample was a field duplicate) were inserted into the sample sequence and submitted for analysis. In addition, a total of 37 preparation duplicate-pairs were submitted for analysis by requesting that the prep lab prepare a second pulp from the same reject.

Generally speaking, acceptable levels of precision for base metals in field duplicates of drill core would be 90% of samples having a precision better than 30%. One could expect poorer precision for precious metals, particularly Au, with 90% of samples achieving better than 40% precision. In respect of prep duplicates acceptable levels of precision for base metals and precious would be 90% of samples with better than 20% and 30% precision, respectively. The main elements of interest at the Thorn Project are Au and Ag, which overall exhibit poor reproducibility or precision in field duplicates, as illustrated in Figures 5 and 6 below. Key pathfinder element Pb and Zn exhibits good reproducibility below 3000 ppm, but reproducibility worsens at higher concentrations.

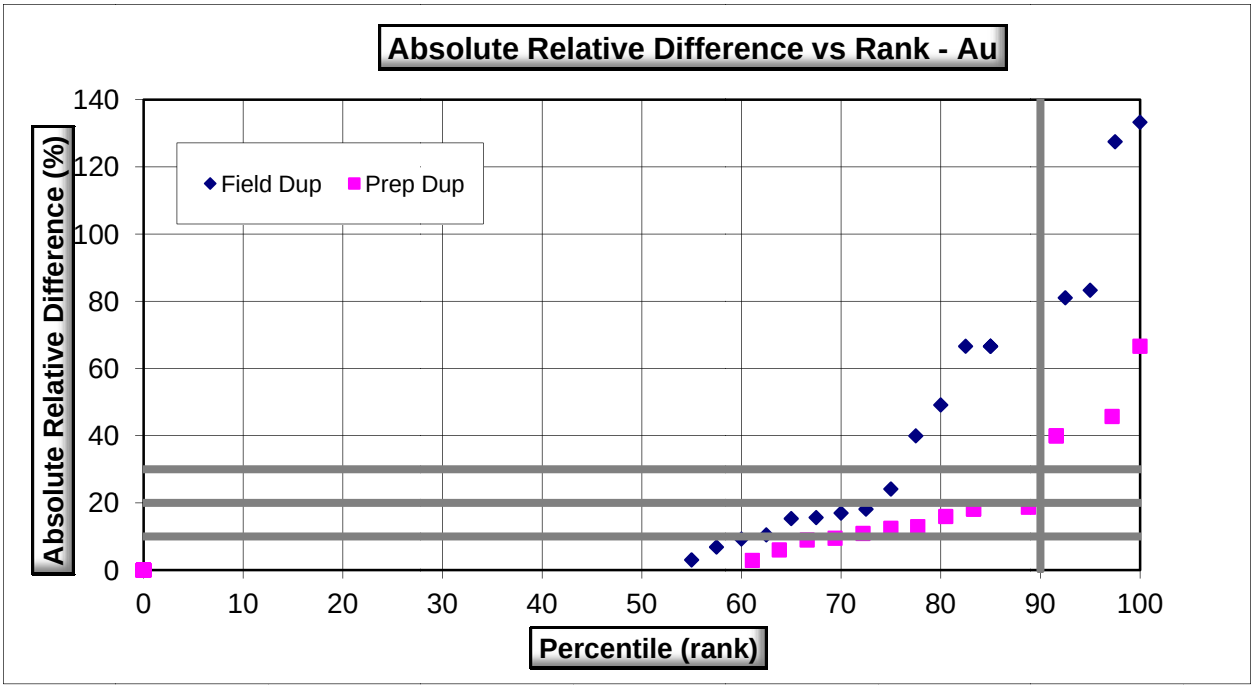

Figure 5: Graph of precision for field and preparation duplicates for Au. From this chart for field duplicates (or quarter core) it can be read 90% of samples have a precision of approximately 70%. Similarly, for preparation duplicates it can be read that 90% of samples have a precision of better than 20%.

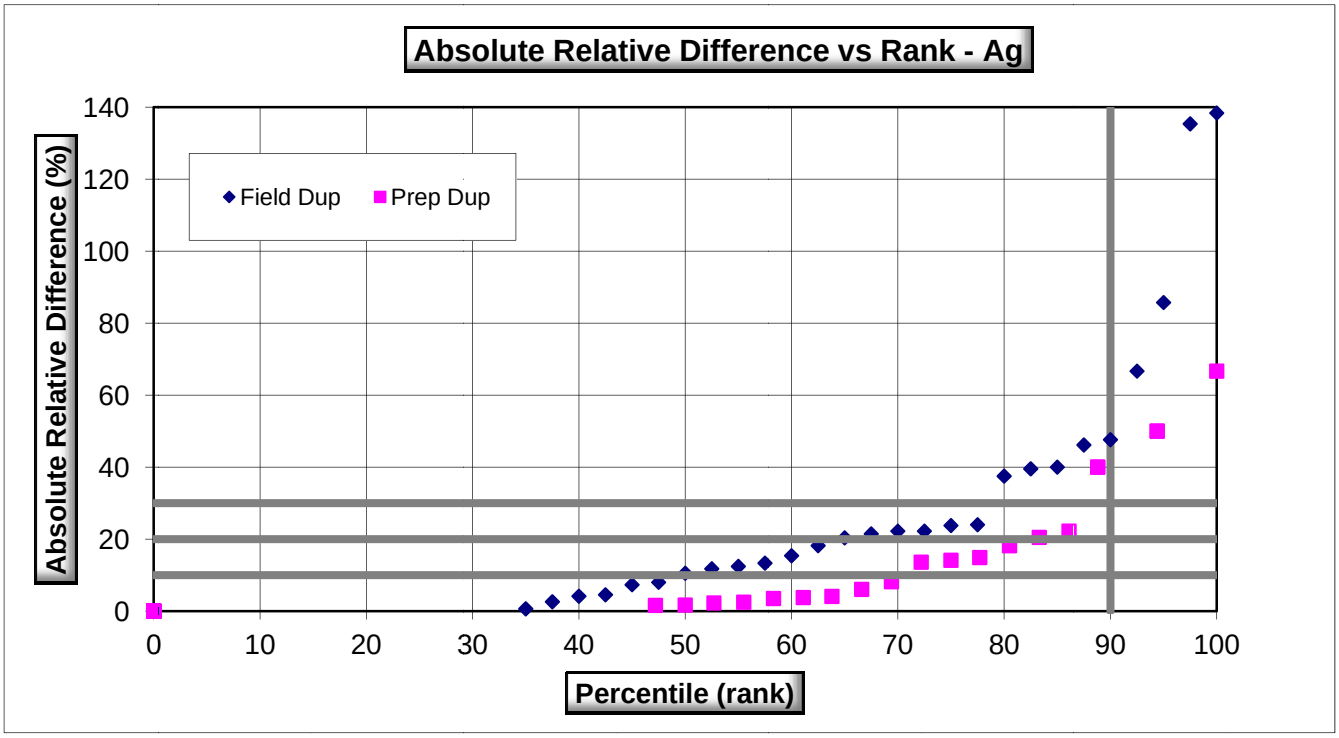

Figure 6: Graph of precision for field and preparation duplicates for Ag. From this chart for field duplicates (or quarter core) it can be read 90% of samples have a precision of approximately 45%. Similarly, for preparation duplicates it can be read that 90% of samples have a precision of better than 40%.

Figure 7: Graph illustrating precision for field duplicates for Pb, plotting ARD (or precision) versus means. From this chart it can be read precision is poor near the detection limit and better than 20% for samples between 400 and 3000 ppm Pb and increasing to approximately 40% for samples with greater than 3000 ppm Pb. The poor precision at higher grades is likely due to coarse-grained and heterogeneously-distributed galena and boulangerite.

In contrast, precision for preparation duplicates show acceptable precision for all elements of interest and pathfinder elements with better than 20% precision. Field and preparation duplicates selected included samples well-mineralized in Pb and Zn and to a lesser extent Cu and Ag. The marked difference in precision in field and preparation duplicates suggests that the mineralization at the Thorn Project is heterogeneous and well-mineralized samples contributed to the poor precision as illustrated for Pb in Figure 7 above. Mineralization drilled in 2011 at the Thorn Project is dominated by vein and breccia-hosted mineralization which inherently exhibits poor precision. The reduction in grain size of the sample by the sample preparation process results in the improved precision for the preparation duplicates.

V Conclusions

- There is no evidence of tampering with the samples between collection and the laboratory.
- Most blank samples returned values at or below detection limits for all elements of interest with a few exceptions. Several blank samples exhibit evidence of low levels of contamination when following strongly mineralized samples; these are not deemed to be significant levels of contamination. Contamination should continue to be monitored in subsequent programs.
- All standards fell within control limits with slight high biases observed in Ag and Cu and a slight low bias in Pb for ALS Minerals' results. These biases are not deemed significant.
- Field duplicate analysis of core samples indicates that the dataset shows poor levels of precision and reproducibility for Au and Ag. Pb precision is poor above 3000 ppm. Preparation duplicate analysis showed acceptable precision for all elements of interest with the exception of Au. Mineralization tested in 2011 at the Thorn Project is vein and breccia-hosted with inherent poor reproducibility. Monitoring of precision should be continued in subsequent programs.

Appendix G: Engineer's Certificate

ENGINEER'S CERTIFICATE

I, Henry Awmack, P.Eng, do hereby certify:

THAT I am a Professional Engineer with offices at 200-900 West Hastings Street and residing at 1735 Larch Street, Vancouver, British Columbia, Canada.

THAT I am author of the Assessment Report entitled "2011 Geological, Geochemical and Diamond Drilling Report on the Thorn Property" and dated February 17, 2012, relating to the Thorn property.

THAT the 2011 exploration program on the Thorn property was carried out by employees of Equity Exploration Consultants Ltd. under my oversight.

THAT I am a member in good standing (#15,709) of the Association of Professional Engineers and Geoscientists of British Columbia.

THAT I graduated from the University of British Columbia with a Bachelor of Applied Science (Honours) degree in geological engineering (Mineral Exploration Option) in 1982, and I have practiced my profession continuously since 1982.

THAT since 1982, I have been involved in mineral exploration for gold, silver, copper, lead, zinc, cobalt, nickel and tin in Canada, Costa Rica, Panama, Chile, Argentina, Brazil, Peru, Ecuador, Venezuela, Nicaragua, Bolivia, Mexico, Indonesia, China, Sénégal, Colombia, Namibia and Egypt.

THAT I am a Consulting Geological Engineer and principal of Equity Exploration Consultants Ltd., a geological consulting and contracting firm, and have been so since February 1987.

Dated at Vancouver, British Columbia, this 17th day of February, 2012.

"signed and sealed"

_____

Henry J. Awmack, P. Eng.

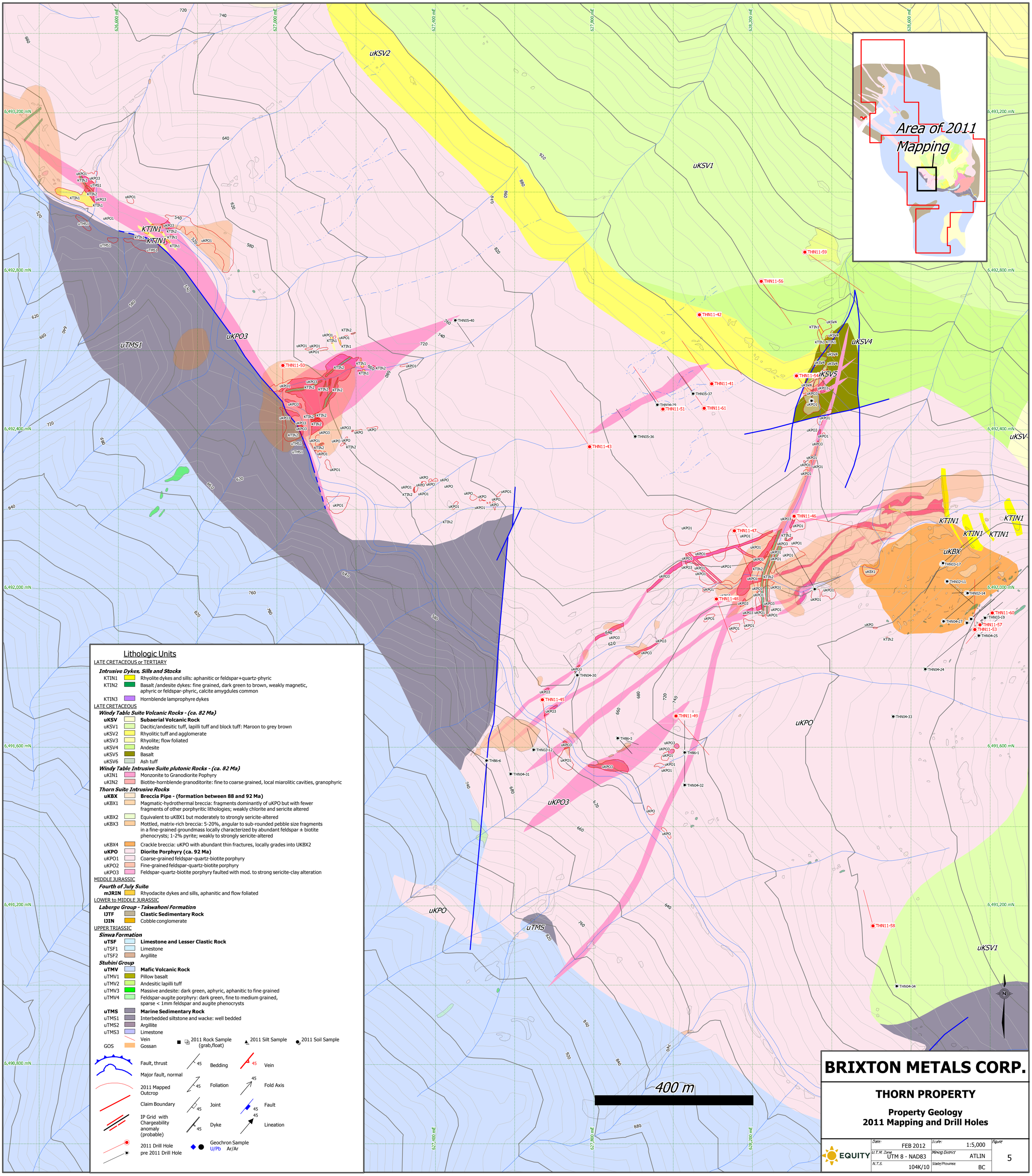
Area of 2011 Mapping
uKSV2
uKSV1
uTMS1
uKPO3
KTIN1
uKSV4
uKSV5
uKBX
uKPO
uTMS
THN11-59
THN11-56
THN11-42
THN11-54
THN11-41
THN11-51
THN11-61
THN11-43
THN11-46
THN11-47
THN11-48
THN11-45
THN11-49
THN11-50
THN11-58
THN11-60
THN11-57
THN11-53
THN05-40
THN05-37
THN05-36
THN03-17
THN02-11
THN02-14
THN03-19
THN04-27
THN04-25
THN04-24
THN04-33
THN04-30
THN04-31
THN04-32
THN04-34
THN02-12
TH86-3
TH86-1
TH86-6
6,493,200 mN
6,492,800 mN
6,492,400 mN
6,492,000 mN
6,491,600 mN
6,491,200 mN
6,490,800 mN
626,600 mE
627,000 mE
627,400 mE
627,800 mE
628,200 mE
628,600 mE
400 m
Lithologic Units
LATE CRETACEOUS or TERTIARY
Intrusive Dykes, Sills and Stocks
KTIN1 Rhyolite dykes and sills: aphanitic or feldspar+quartz-phyric
KTIN2 Basalt /andesite dykes: fine grained, dark green to brown, weakly magnetic, aphyric or feldspar-phyric, calcite amygdules common
KTIN3 Hornblende lamprophyre dykes
LATE CRETACEOUS
Windy Table Suite Volcanic Rocks - (ca. 82 Ma)
uKSV Subaerial Volcanic Rock
uKSV1 Dacitic/andesitic tuff, lapilli tuff and block tuff: Maroon to grey brown
uKSV2 Rhyolitic tuff and agglomerate
uKSV3 Rhyolite; flow foliated
uKSV4 Andesite
uKSV5 Basalt
uKSV6 Ash tuff
Windy Table Intrusive Suite plutonic Rocks - (ca. 82 Ma)
uKIN1 Monzonite to Granodiorite Pophyry
uKIN2 Biotite-hornblende granoditorite: fine to coarse grained, local miarolitic cavities, granophyric
Thorn Suite Intrusive Rocks
uKBX Breccia Pipe - (formation between 88 and 92 Ma)
uKBX1 Magmatic-hydrothermal breccia: fragments dominantly of uKPO but with fewer fragments of other porphyritic lithologies; weakly chlorite and sericite altered
uKBX2 Equivalent to uKBX1 but moderately to strongly sericite-altered
uKBX3 Mottled, matrix-rich breccia: 5-20%, angular to sub-rounded pebble size fragments in a fine-grained groundmass locally characterized by abundant feldspar ± biotite phenocrysts; 1-2% pyrite; weakly to strongly sericite-altered
uKBX4 Crackle breccia: uKPO with abundant thin fractures, locally grades into UKBX2
uKPO Diorite Porphyry (ca. 92 Ma)
uKPO1 Coarse-grained feldspar-quartz-biotite porphyry
uKPO2 Fine-grained feldspar-quartz-biotite porphyry
uKPO3 Feldspar-quartz-biotite porphyry faulted with mod. to strong sericite-clay alteration
MIDDLE JURASSIC
Fourth of July Suite
mJRIN Rhyodacite dykes and sills, aphanitic and flow foliated
LOWER to MIDDLE JURASSIC
Laberge Group - Takwahoni Formation
lJTF Clastic Sedimentary Rock
lJIN Cobble conglomerate
UPPER TRIASSIC
Sinwa Formation
uTSF Limestone and Lesser Clastic Rock
uTSF1 Limestone
uTSF2 Argillite
Stuhini Group
uTMV Mafic Volcanic Rock
uTMV1 Pillow basalt
uTMV2 Andesitic lapilli tuff
uTMV3 Massive andesite: dark green, aphyric, aphanitic to fine grained
uTMV4 Feldspar-augite porphyry: dark green, fine to medium grained, sparse < 1mm feldspar and augite phenocrysts
uTMS Marine Sedimentary Rock
uTMS1 Interbedded siltstone and wacke: well bedded
uTMS2 Argillite
uTMS3 Limestone
Vein
GOS Gossan
2011 Rock Sample (grab,float)
2011 Silt Sample
2011 Soil Sample
Fault, thrust
Major fault, normal
2011 Mapped Outcrop
Claim Boundary
IP Grid with Chargeability anomaly (probable)
2011 Drill Hole
pre 2011 Drill Hole
Bedding
Foliation
Joint
Dyke
Vein
Fold Axis
Fault
Lineation
Geochron Sample
U/Pb Ar/Ar
BRIXTON METALS CORP.
THORN PROPERTY
Property Geology
2011 Mapping and Drill Holes
EQUITY
Date: FEB 2012
Scale: 1:5,000
Figure 5
U.T.M. Zone UTM 8 - NAD83
Mining District ATLIN
N.T.S. 104K/10
State/Province BC

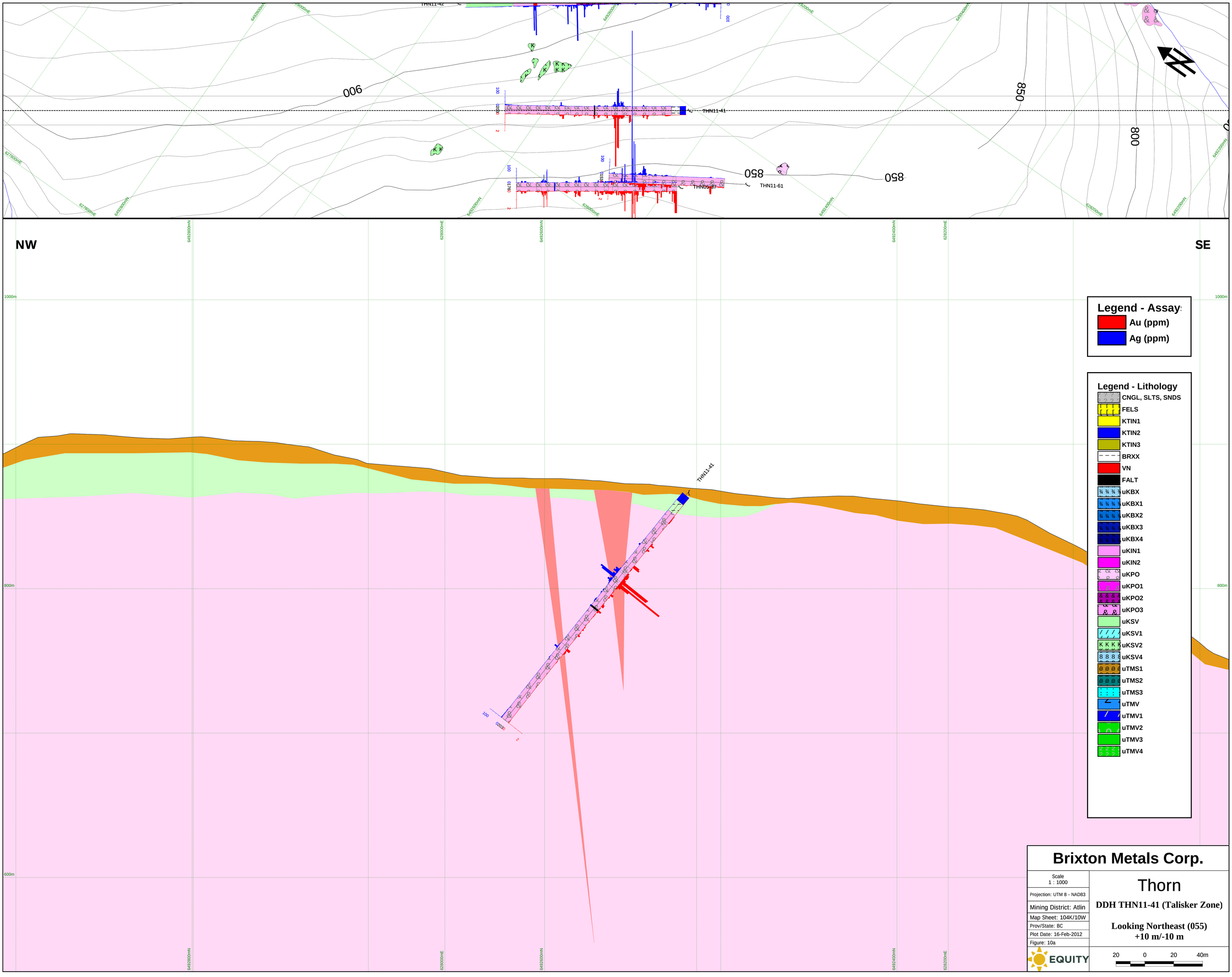

PDF created with pdfFactory trial version www.pdffactory.com

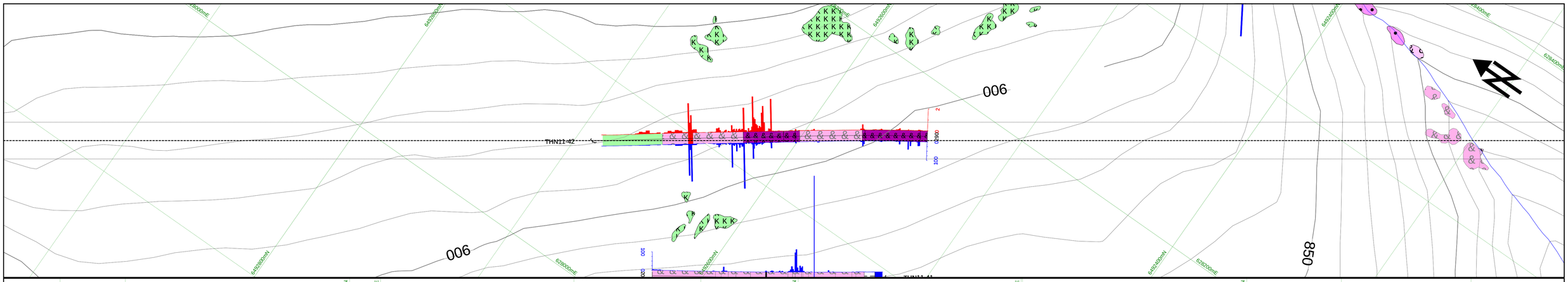

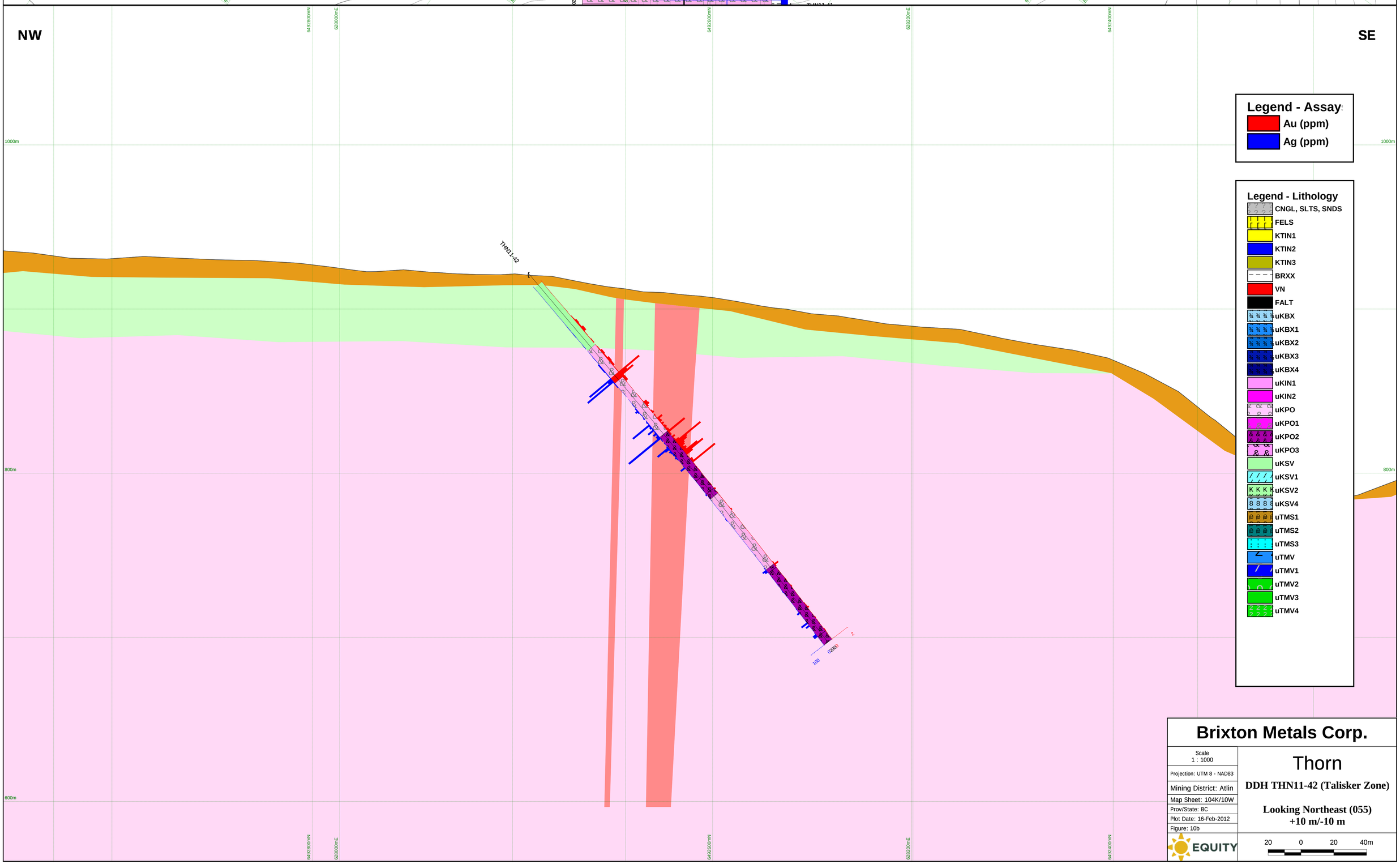

Brixton Metals Corp.

Scale 1 : 1000	Thorn
Projection: UTM 8 - NAD83	DDH THN11-42 (Talisker Zone)
Mining District: Atlin	
Map Sheet: 104K/10W	Looking Northeast (055)
Prov/State: BC	+10 m/-10 m
Plot Date: 16-Feb-2012	
Figure: 10b	

EQUITY

20 0 20 40m

PDF created with pdfFactory trial version www.pdffactory.com

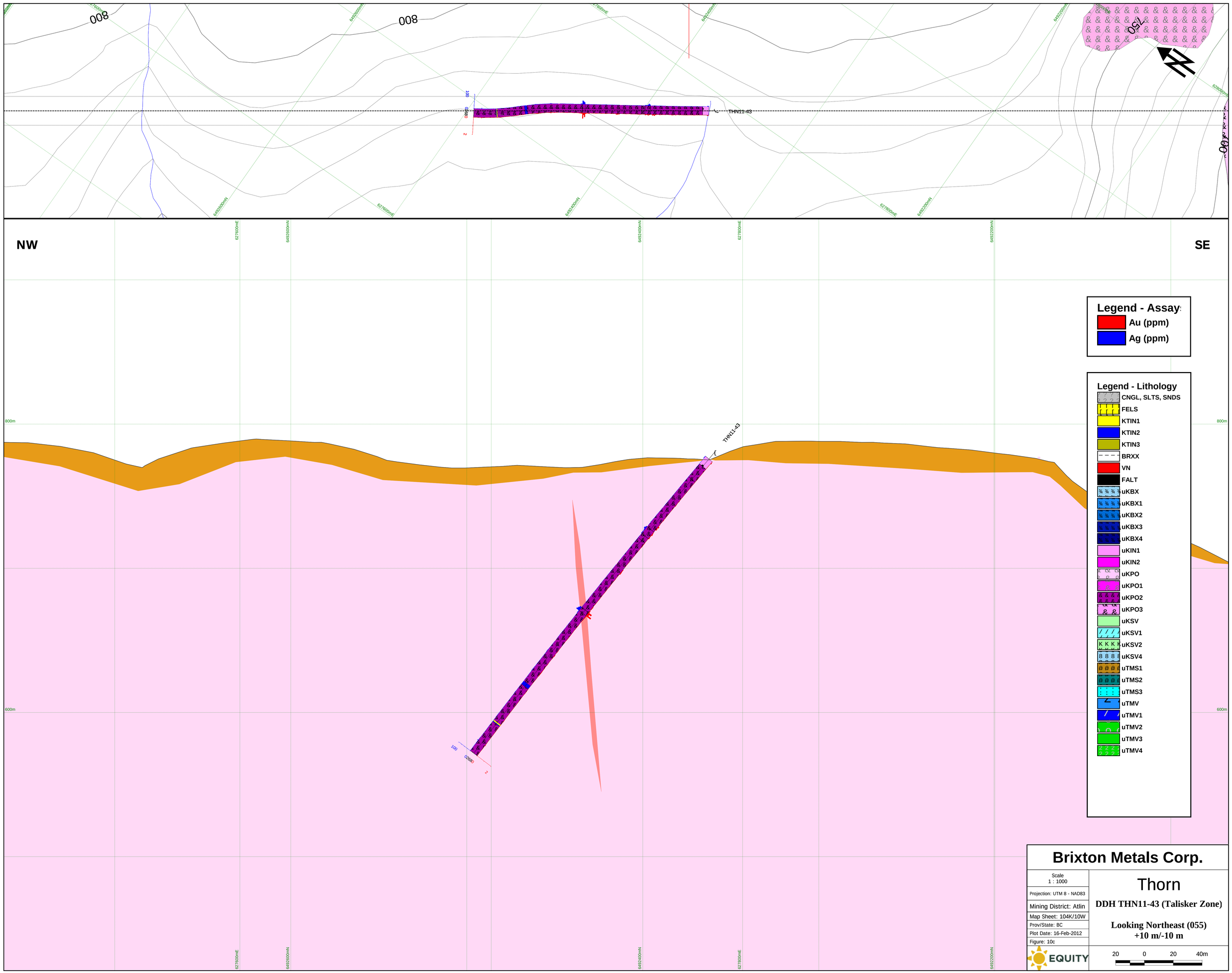

PDF created with pdfFactory trial version www.pdffactory.com

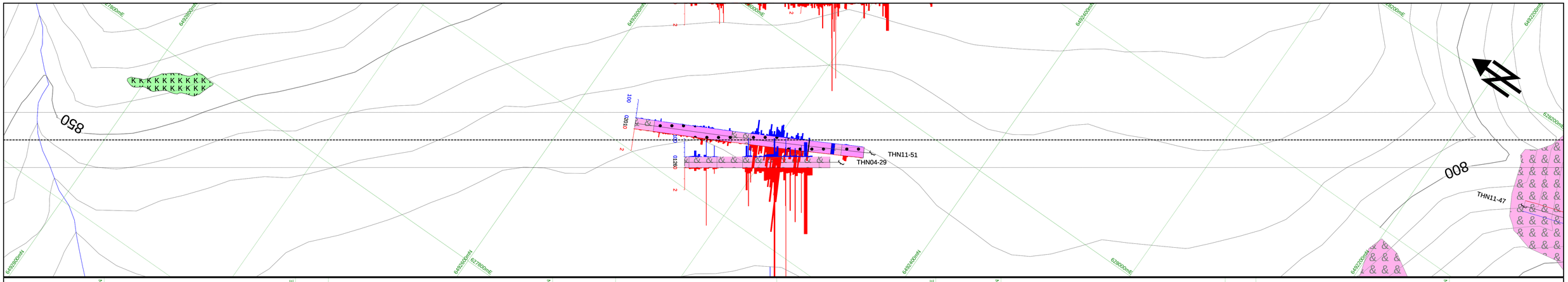

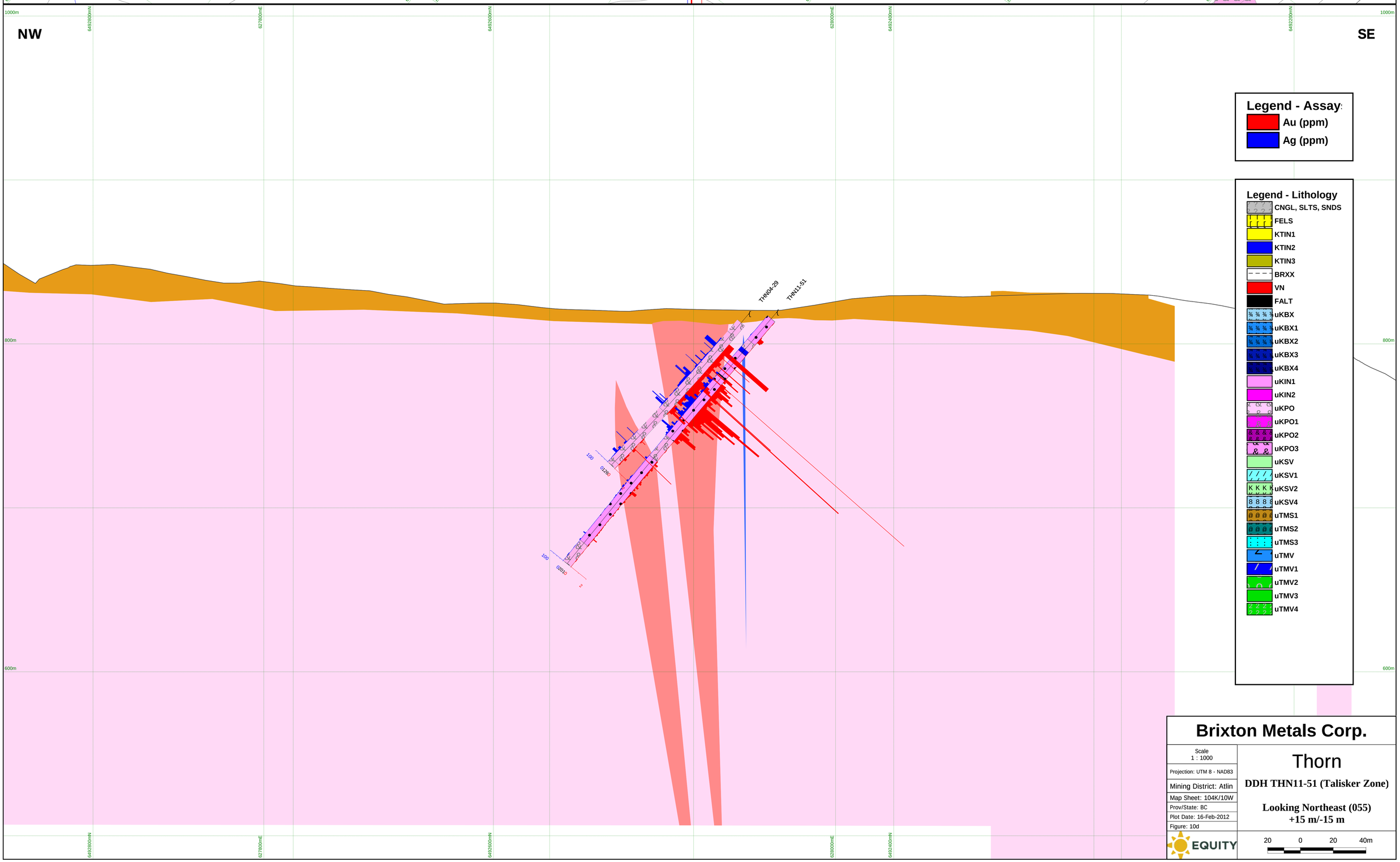

Brixton Metals Corp.

Scale 1 : 1000	Thorn
Projection: UTM 8 - NAD83	DDH THN11-51 (Talisker Zone)
Mining District: Atlin	
Map Sheet: 104K/10W	Looking Northeast (055)
Prov/State: BC	+15 m/-15 m
Plot Date: 16-Feb-2012	
Figure: 10d	
EQUITY	20 0 20 40m

PDF created with pdfFactory trial version www.pdffactory.com

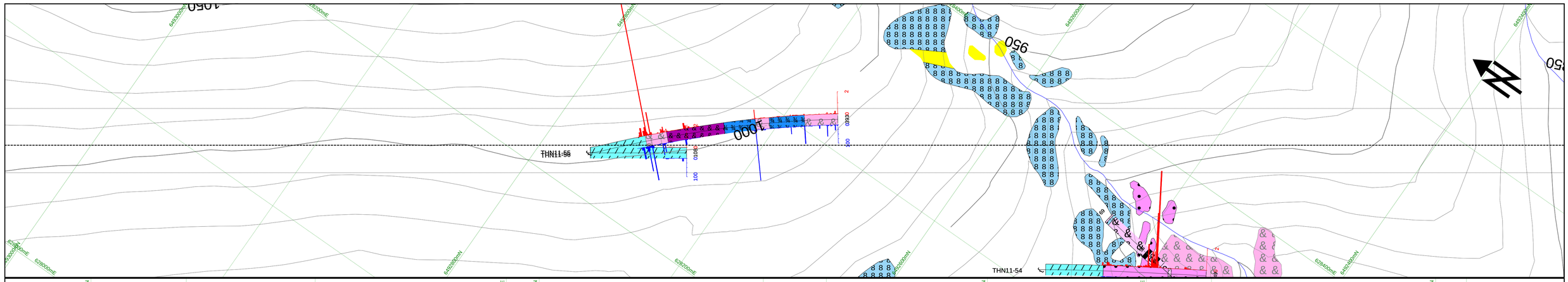



Brixton Metals Corp.

Scale
1 : 1000

Projection: UTM 8 - NAD83

Mining District: Atlin

Map Sheet: 104K/10W

Prov/State: BC

Plot Date: 16-Feb-2012

Figure: 10e

EQUITY

Thorn

DDH THN11-55/THN11-56
(Talisker Zone)
Looking Northeast (055)
+20 m/-15 m

20 0 20 40m

PDF created with pdfFactory trial version www.pdffactory.com

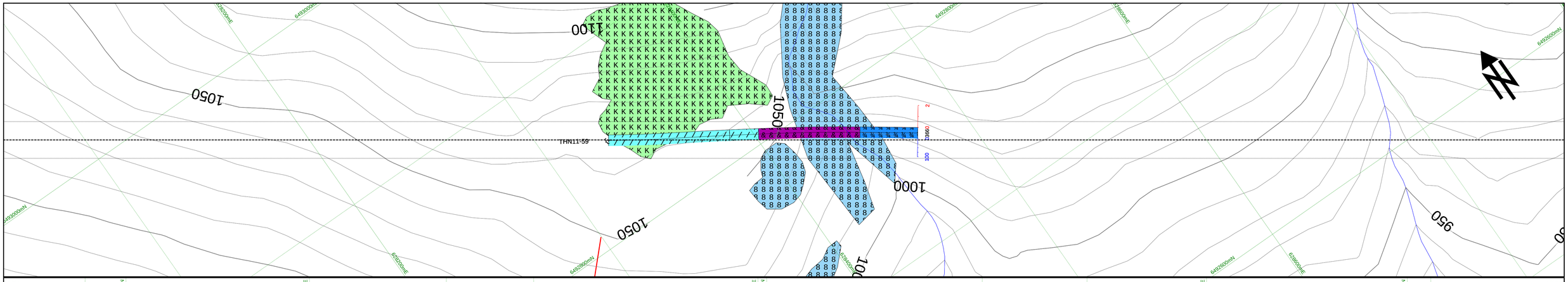

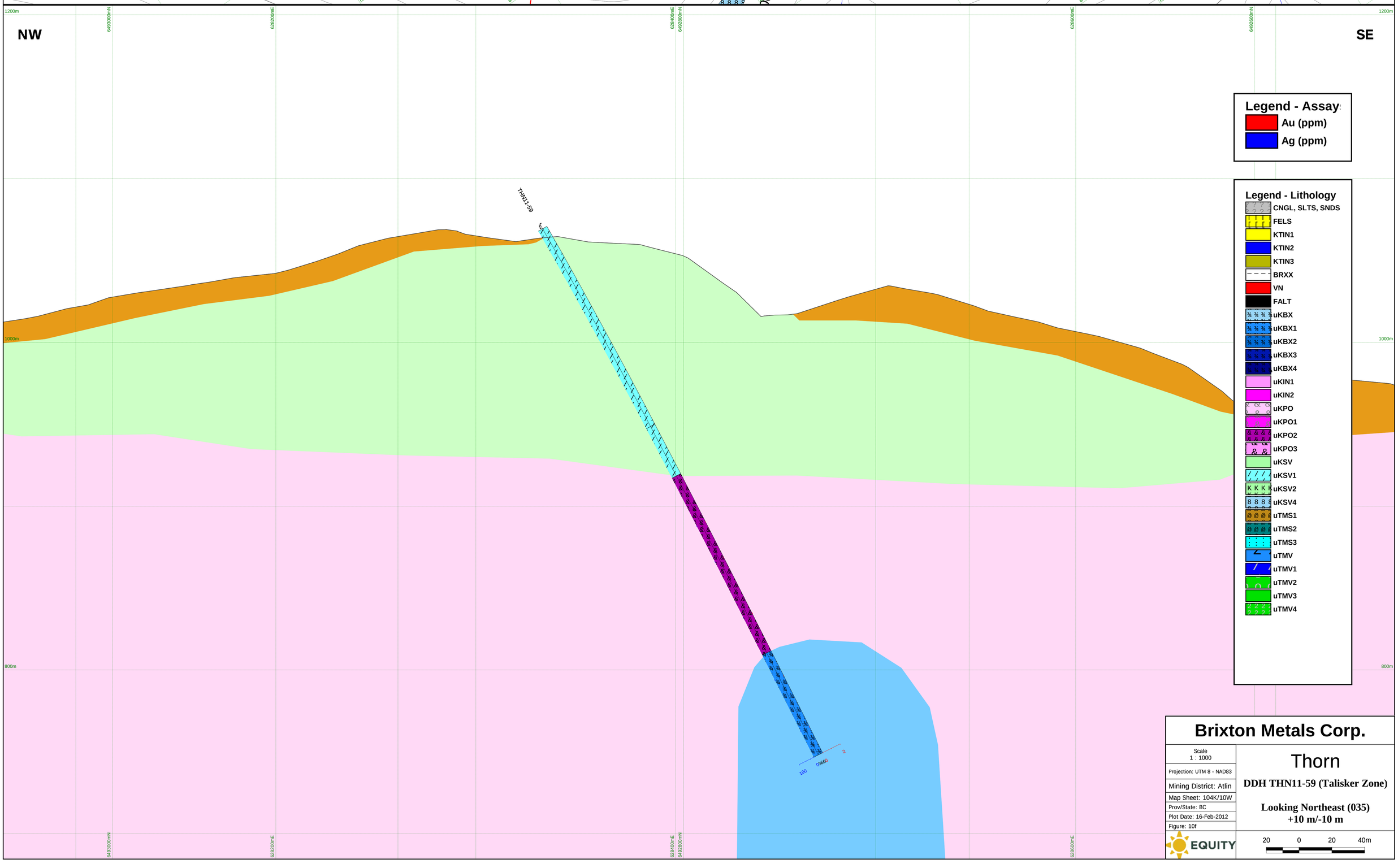

PDF created with pdfFactory trial version www.pdffactory.com

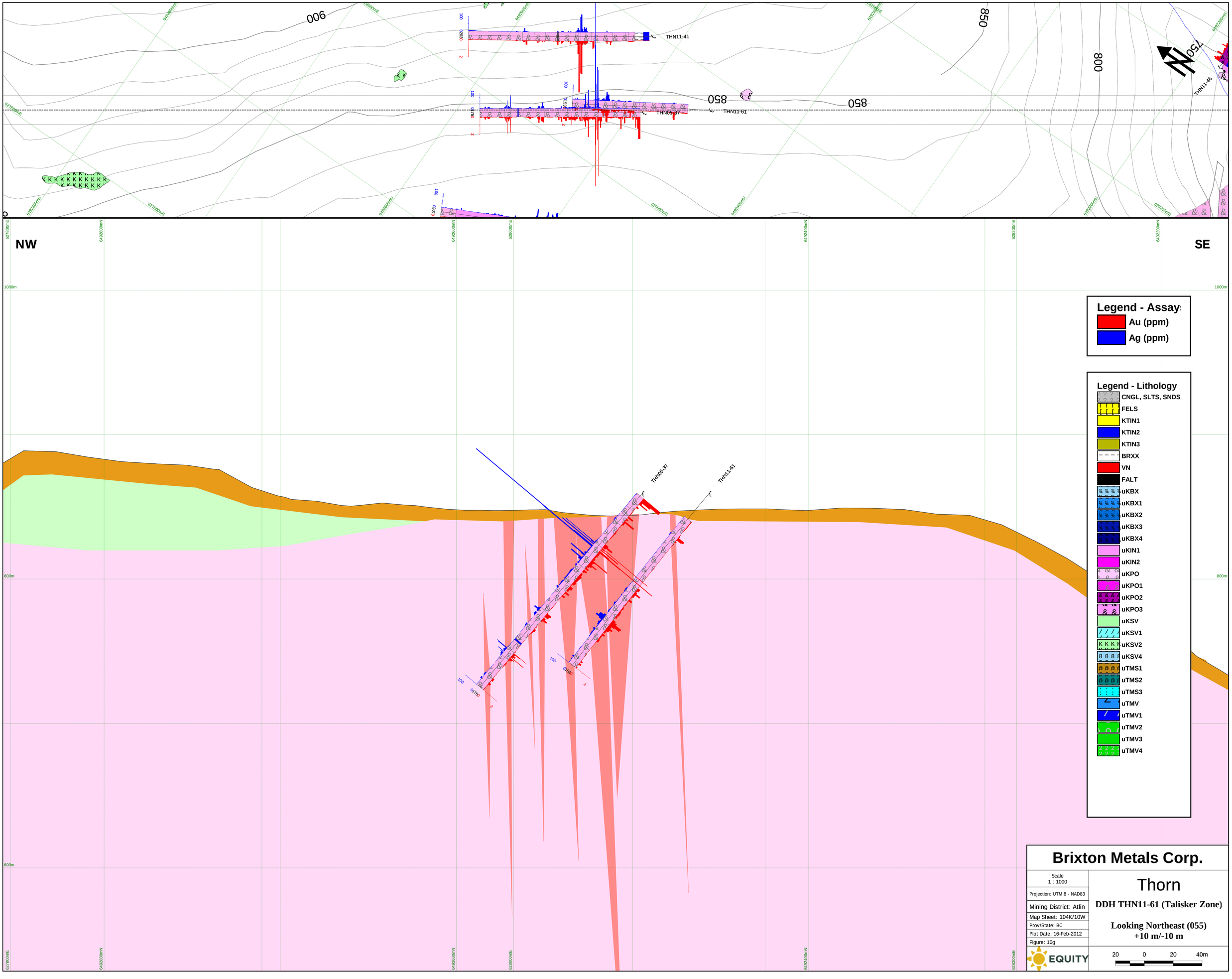

PDF created with pdfFactory trial version www.pdffactory.com

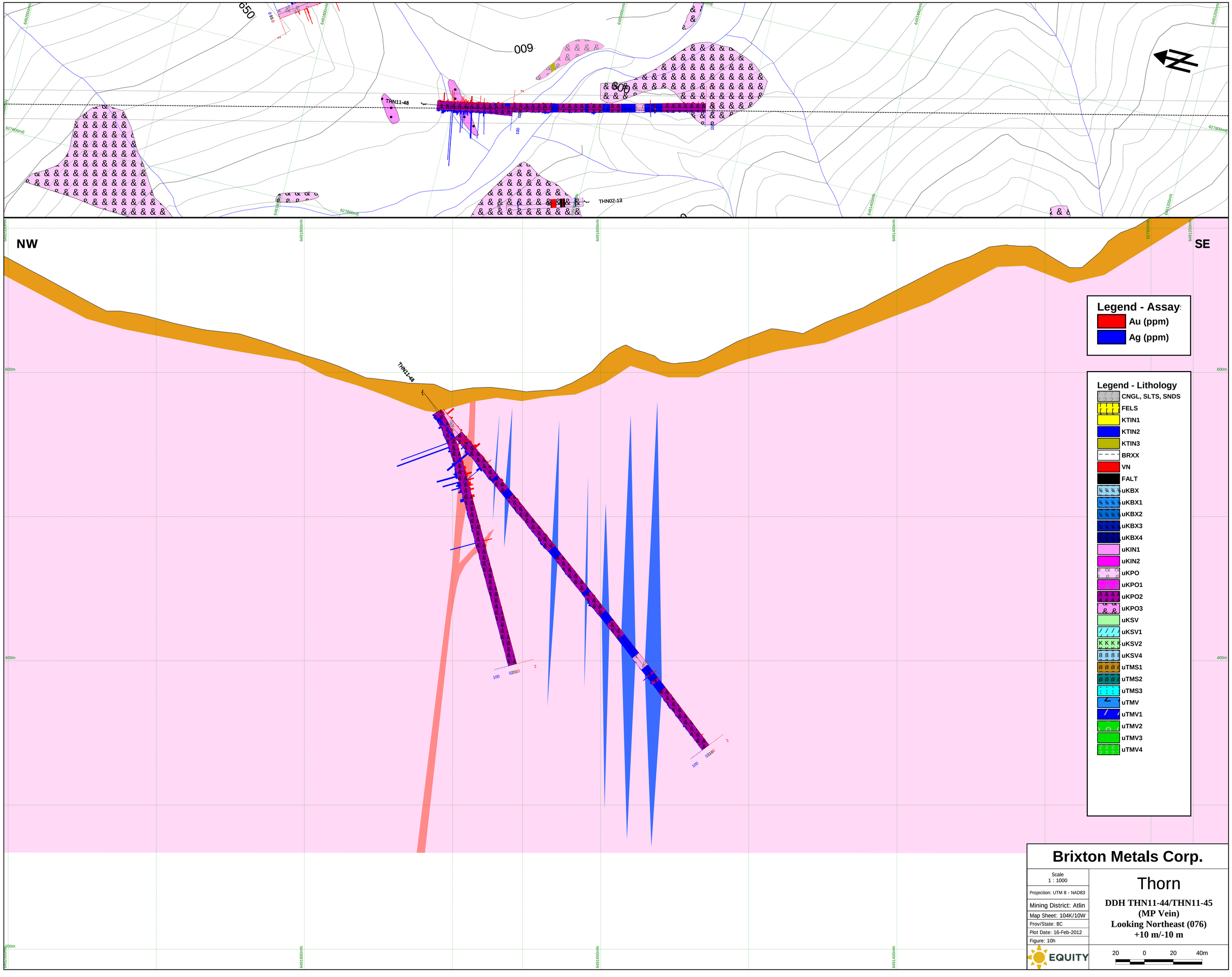

PDF created with pdfFactory trial version www.pdffactory.com



PDF created with pdfFactory trial version www.pdffactory.com

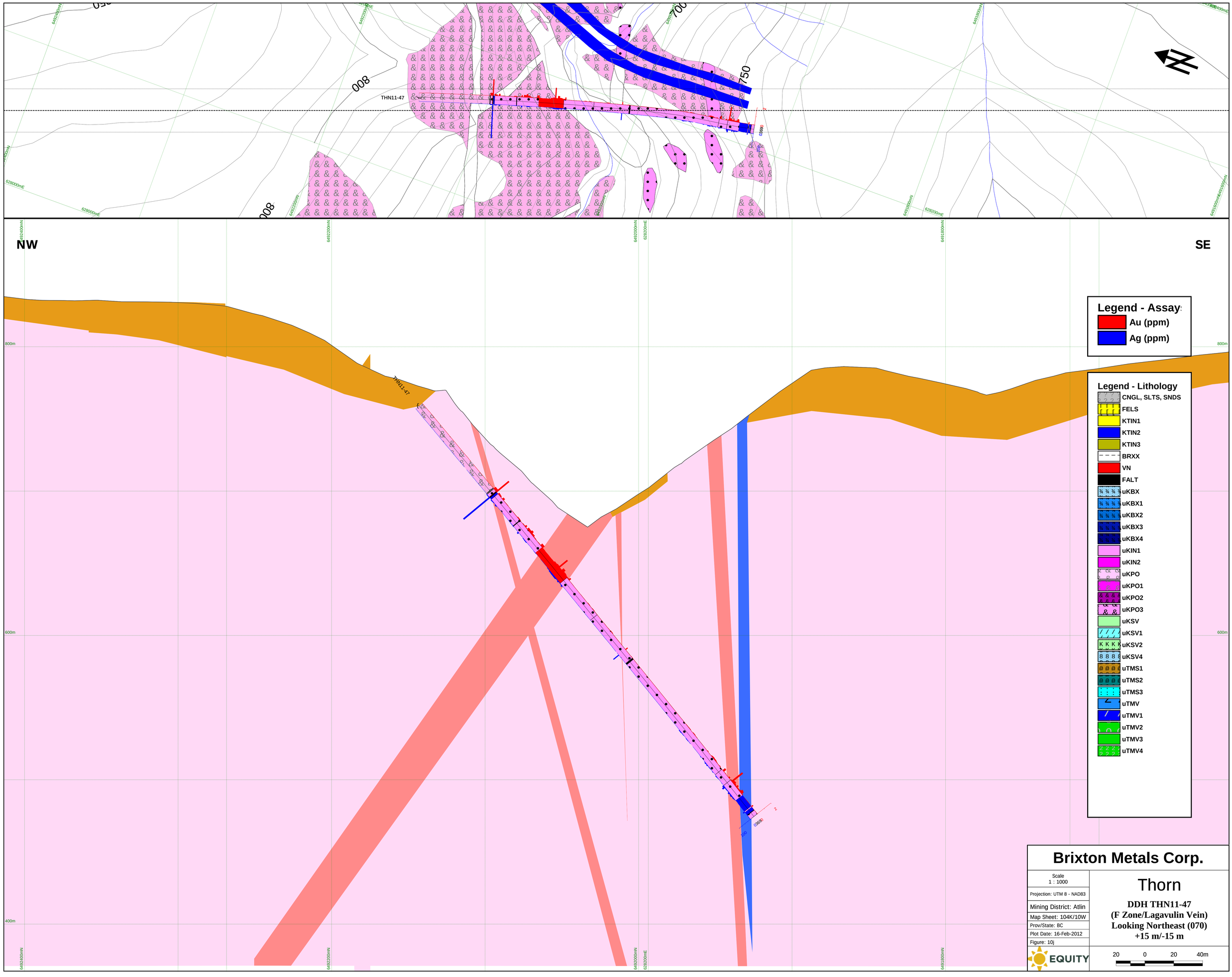

PDF created with pdfFactory trial version www.pdffactory.com

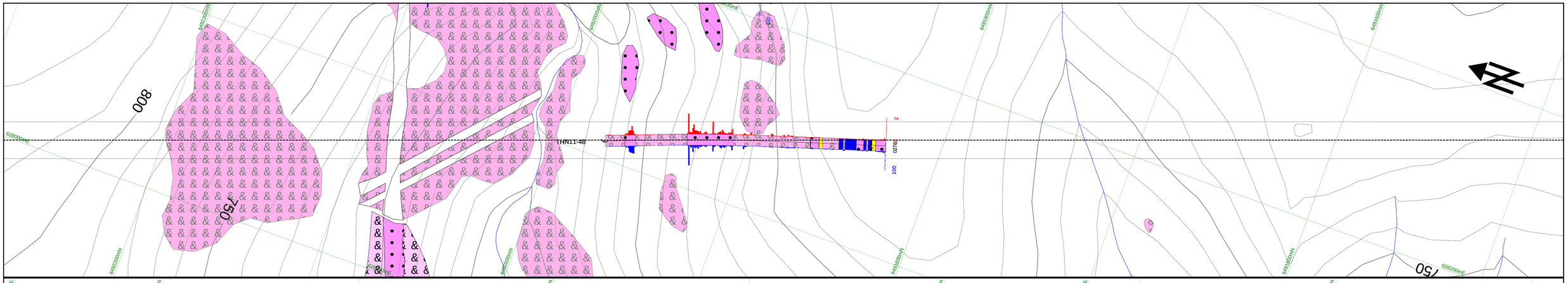

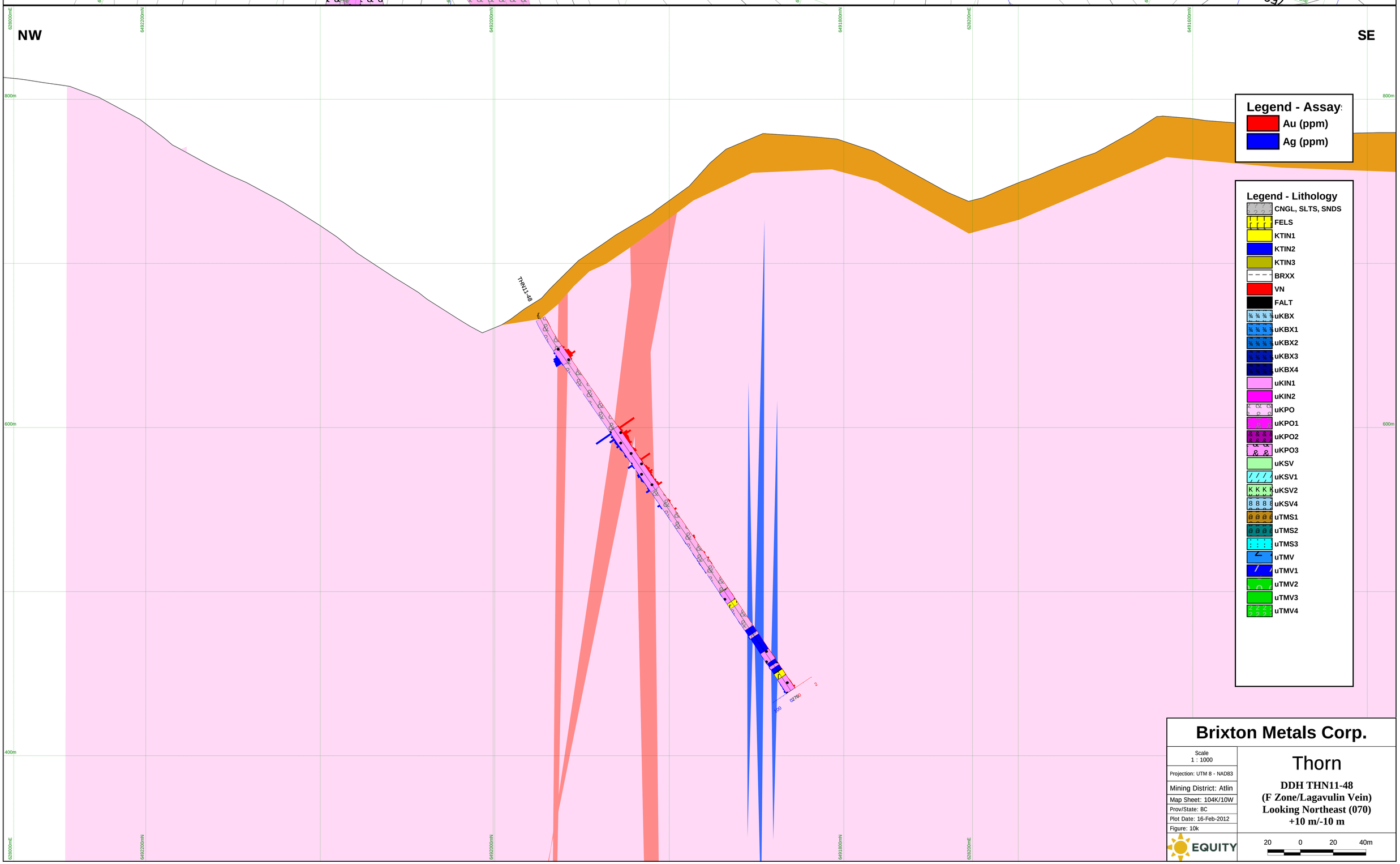

PDF created with pdfFactory trial version www.pdffactory.com

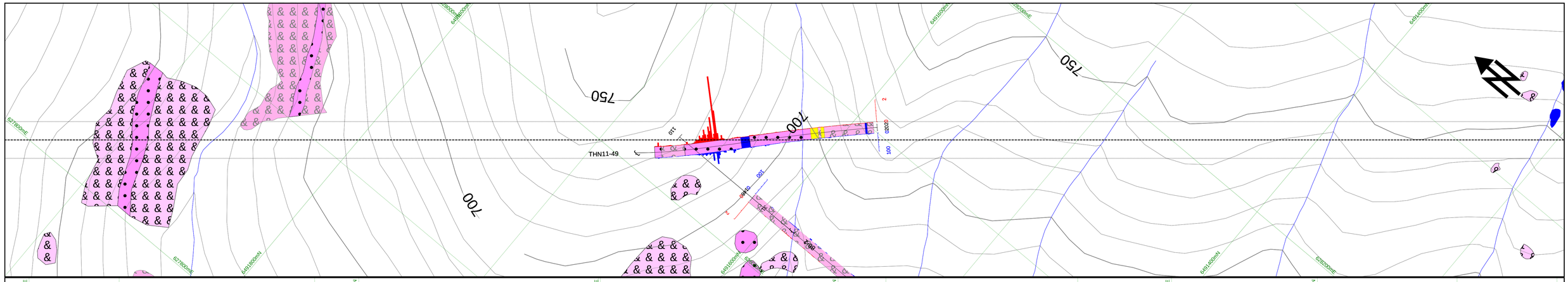

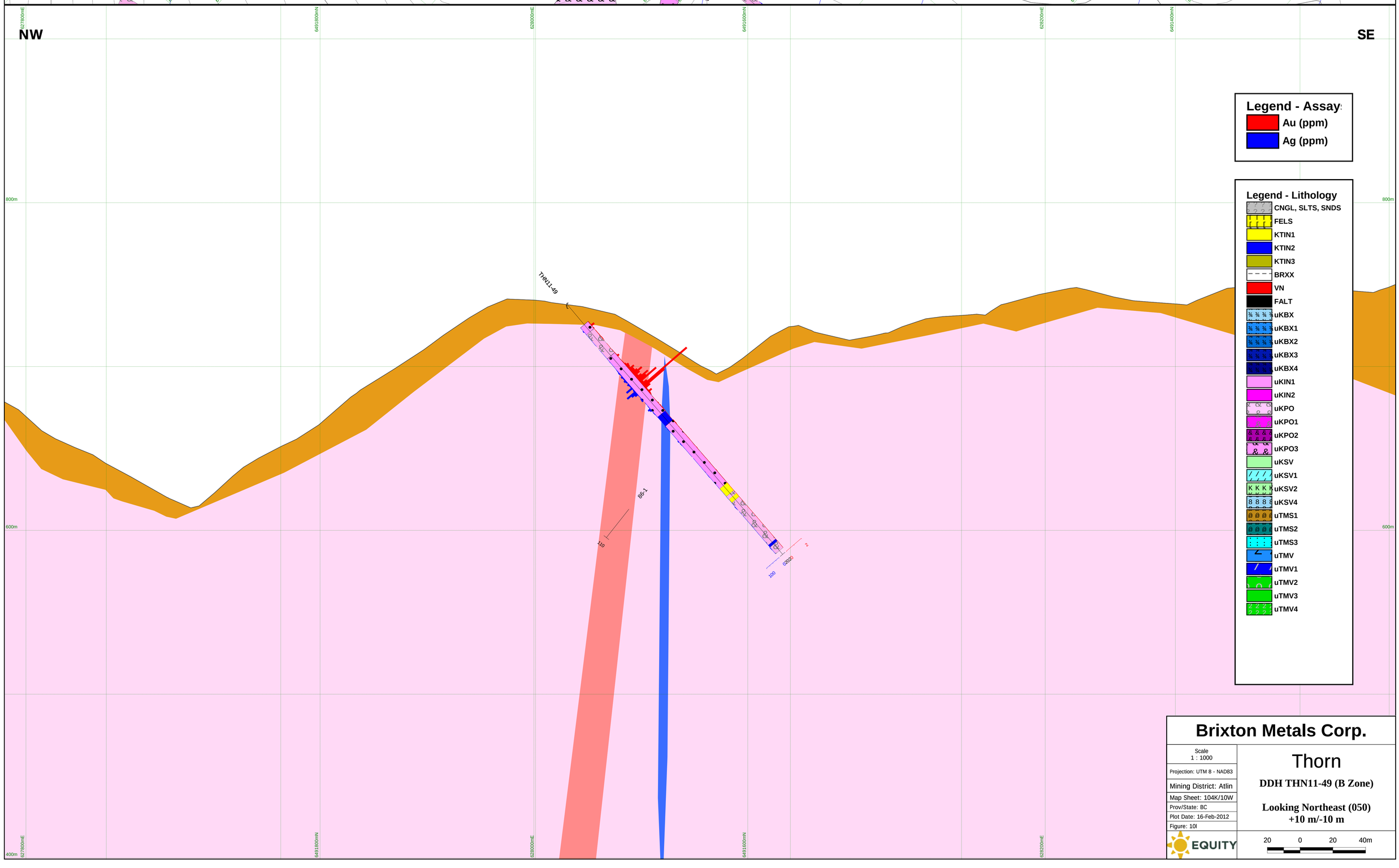

Brixton Metals Corp.

Scale 1 : 1000	Thorn
Projection: UTM 8 - NAD83	DDH THN11-49 (B Zone)
Mining District: Atlin	
Map Sheet: 104K/10W	Looking Northeast (050) +10 m/-10 m
Prov/State: BC	
Plot Date: 16-Feb-2012	
Figure: 10l	
EQUITY	20 0 20 40m

PDF created with pdfFactory trial version www.pdffactory.com

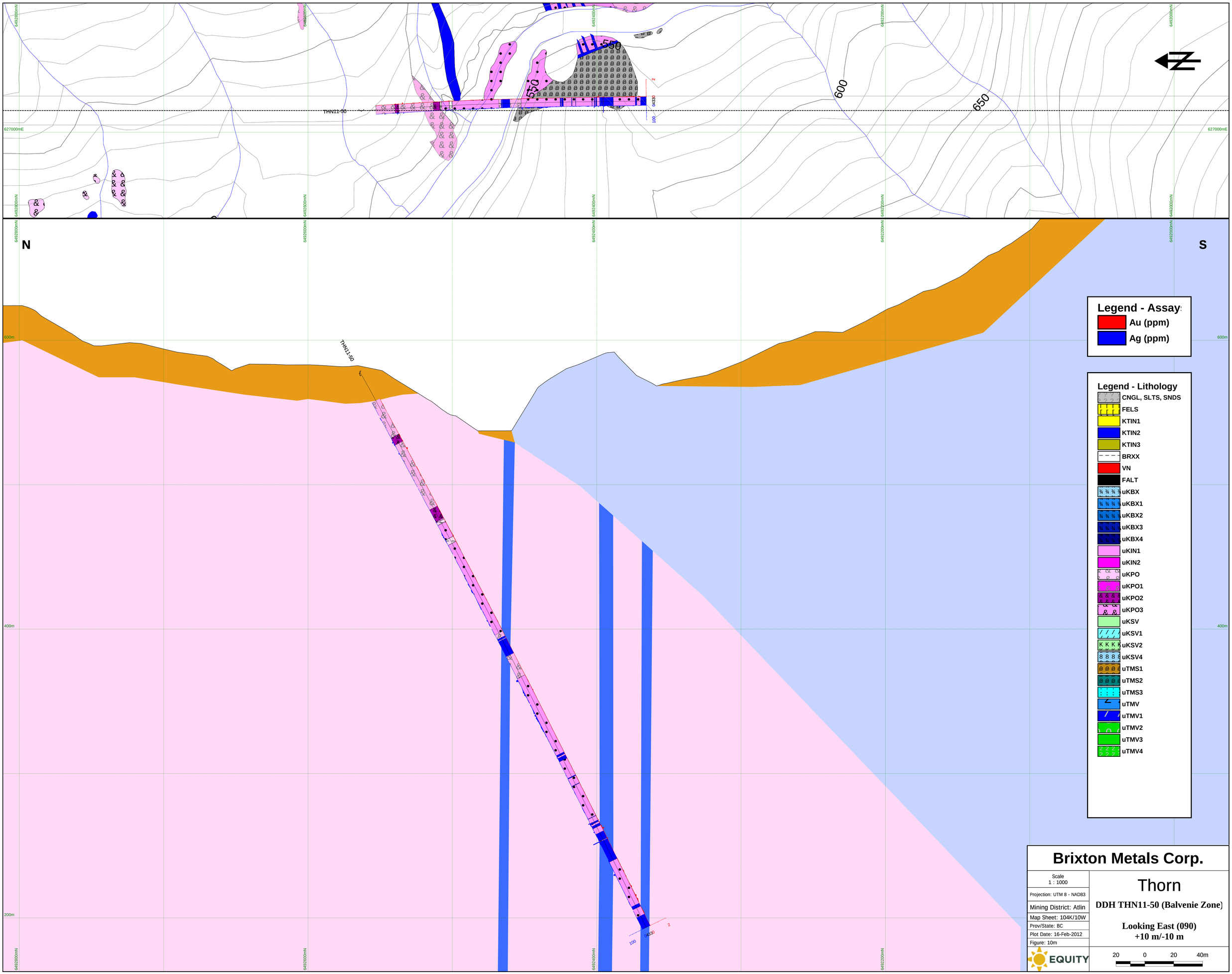

PDF created with pdfFactory trial version www.pdffactory.com

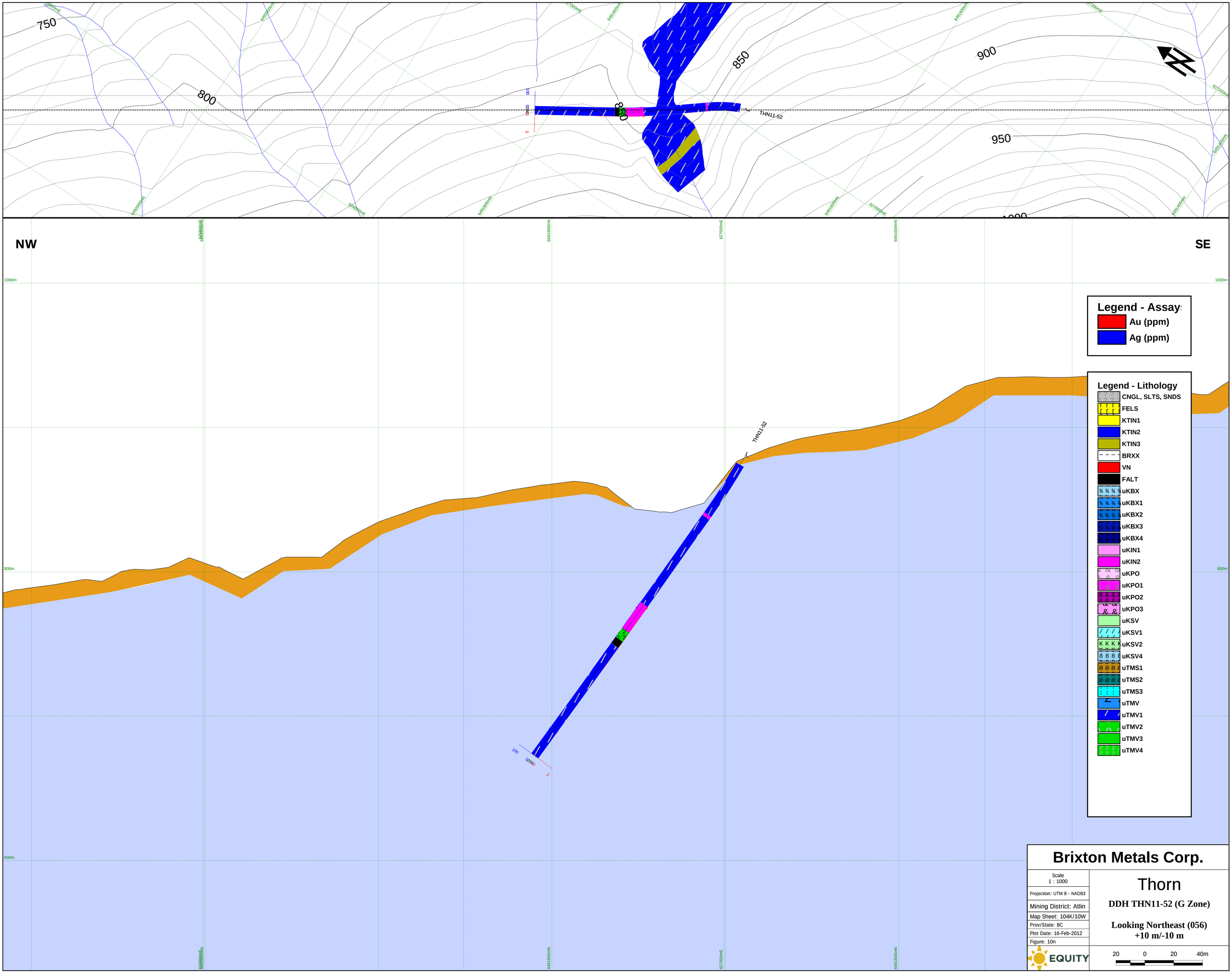

PDF created with pdfFactory trial version www.pdffactory.com

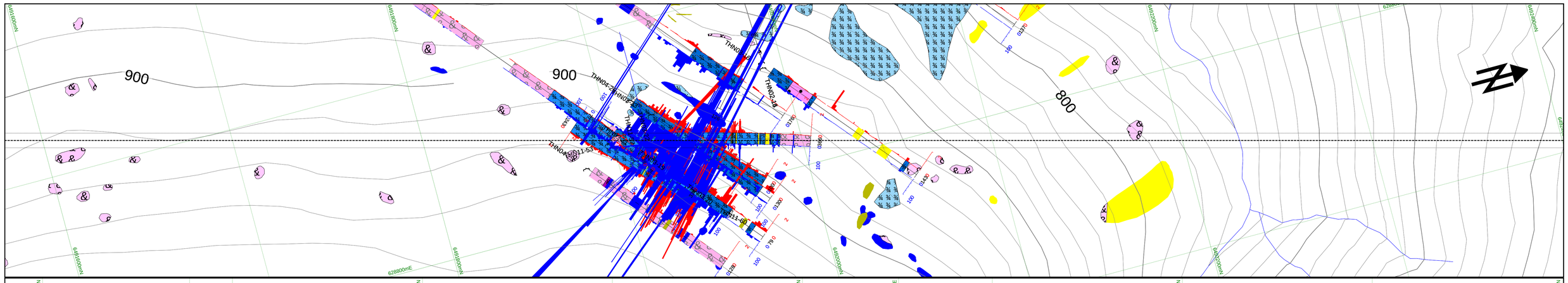

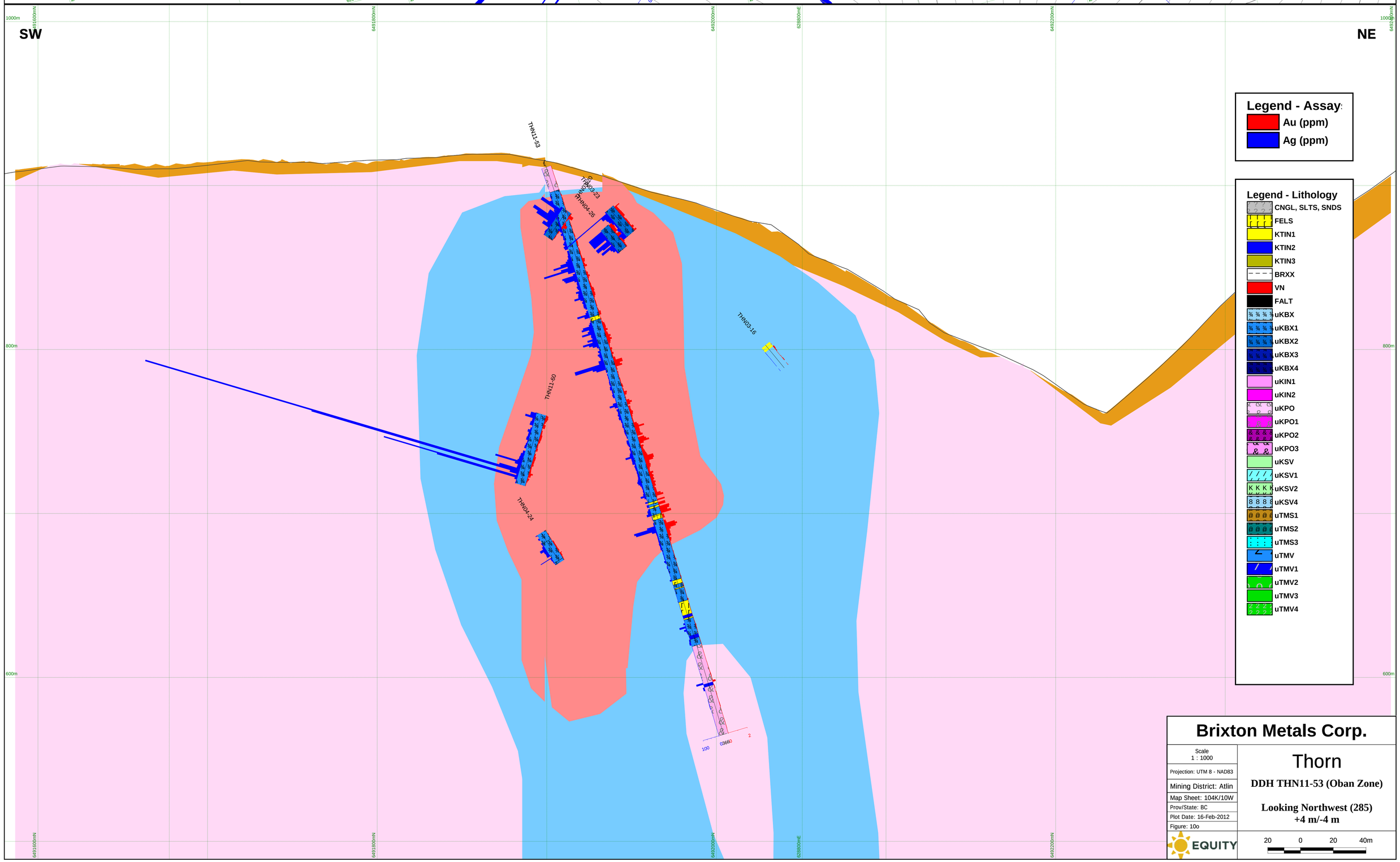

PDF created with pdfFactory trial version www.pdffactory.com

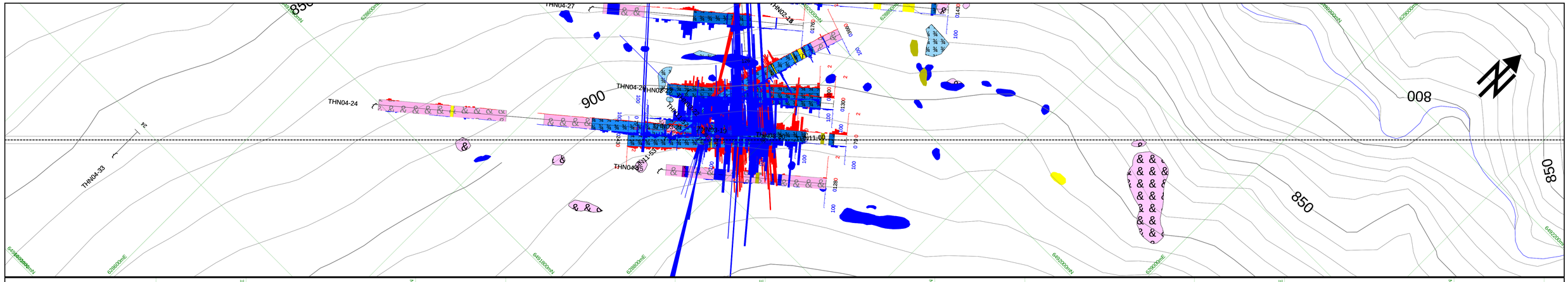

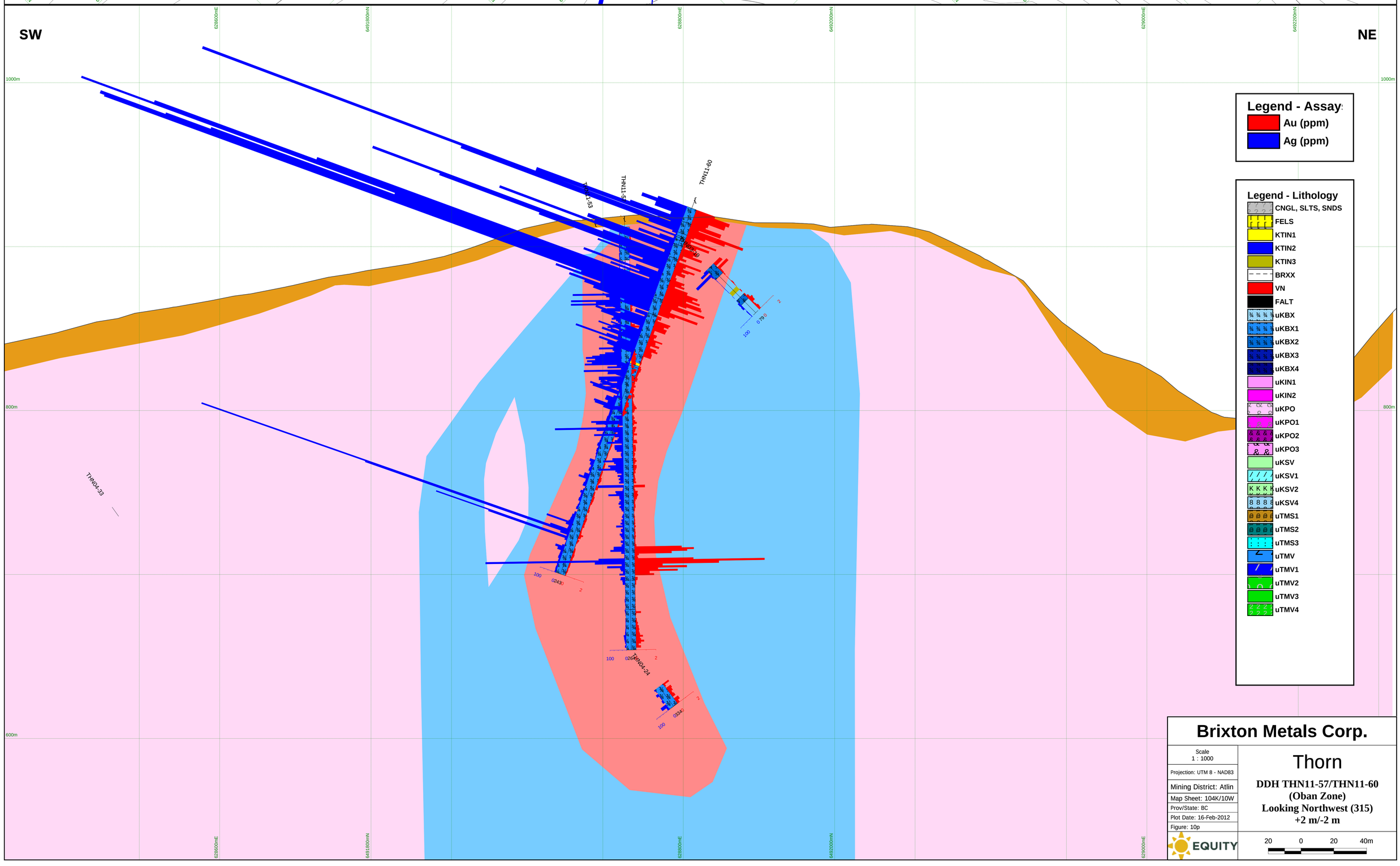

Brixton Metals Corp.

Scale 1 : 1000	Thorn
Projection: UTM 8 - NAD83	DDH THN11-57/THN11-60 (Oban Zone) Looking Northwest (315) +2 m/-2 m
Mining District: Atlin	
Map Sheet: 104K/10W	
Prov/State: BC	
Plot Date: 16-Feb-2012	
Figure: 10p	

EQUITY

20 0 20 40m

PDF created with pdfFactory trial version www.pdffactory.com

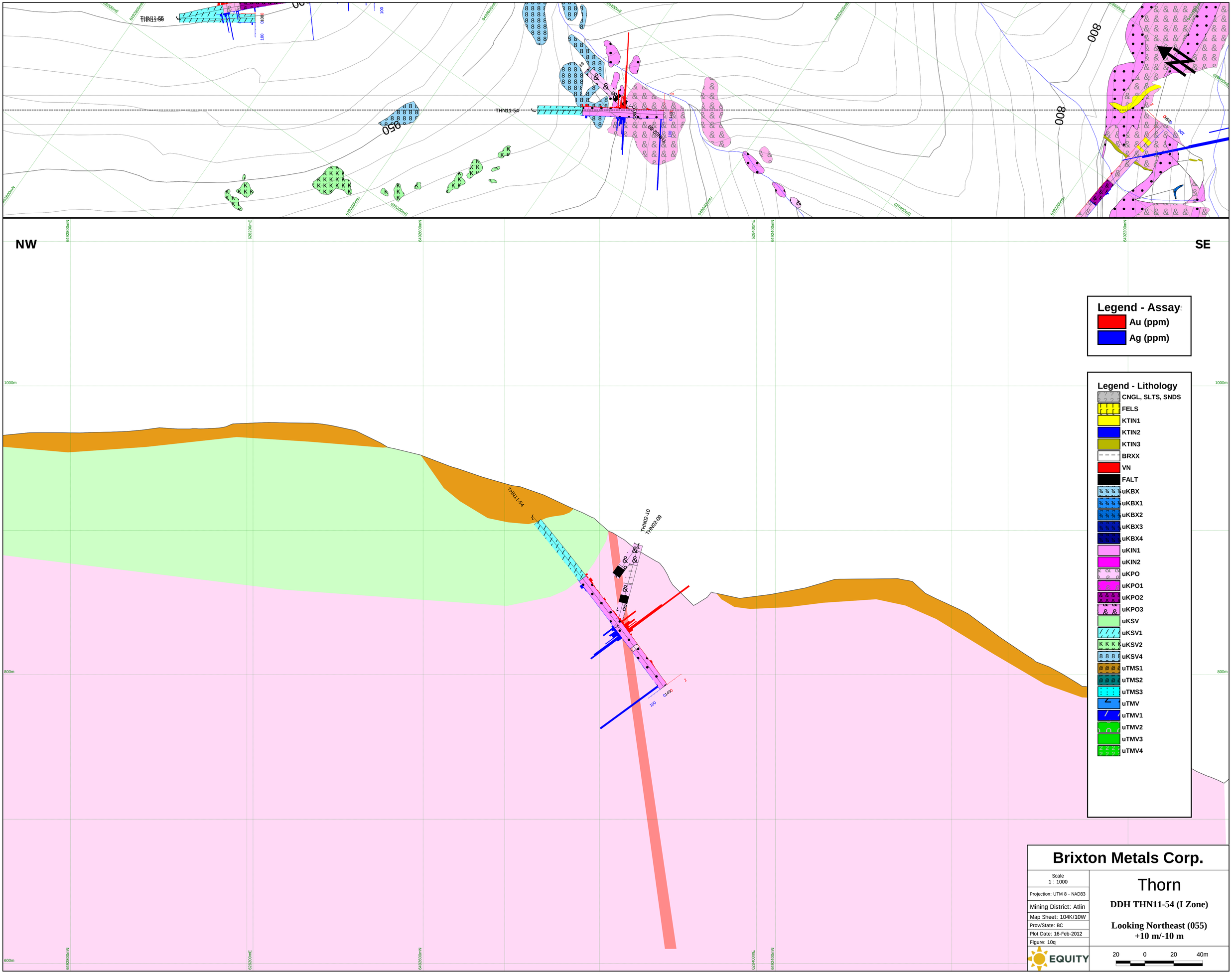

PDF created with pdfFactory trial version www.pdffactory.com

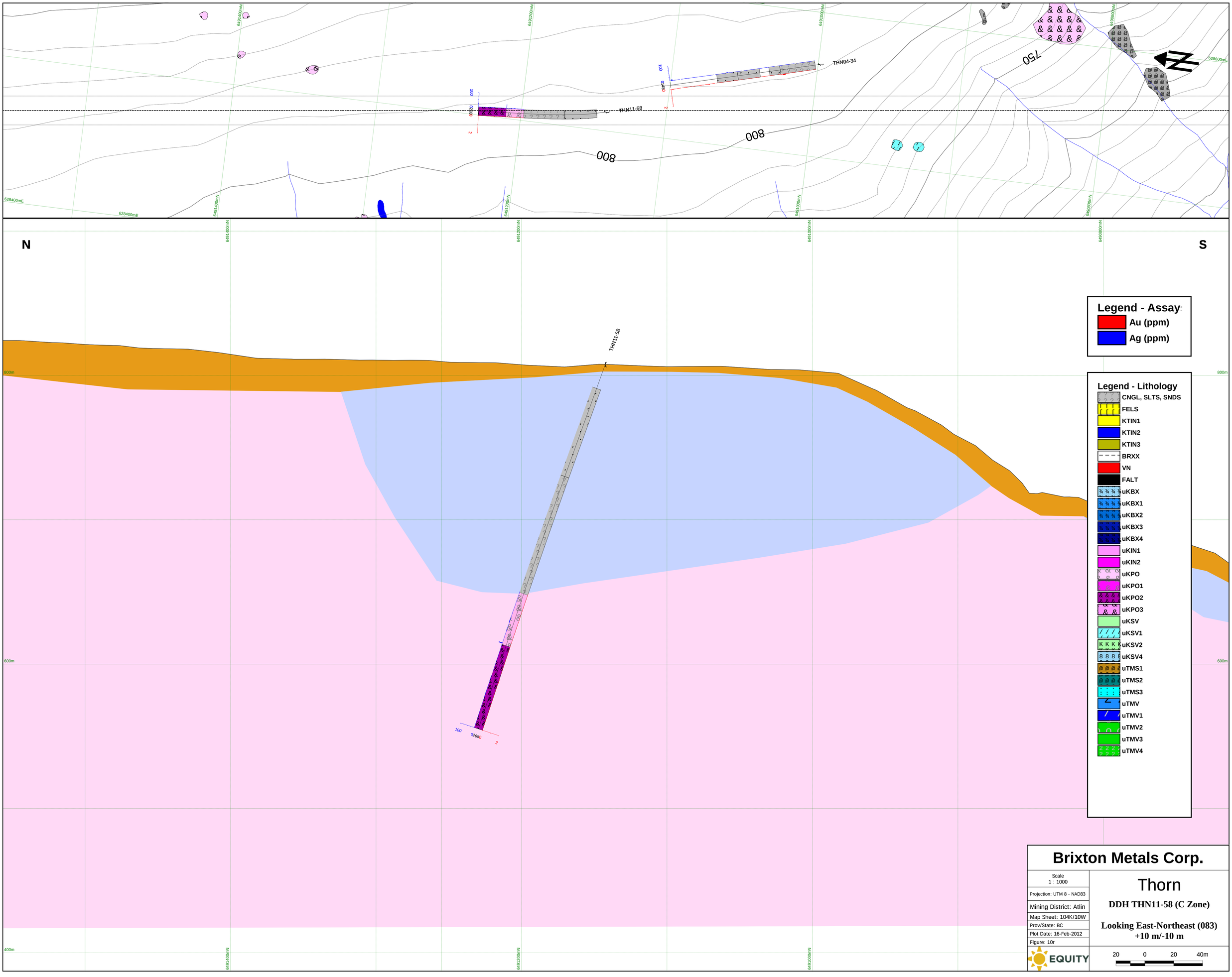

PDF created with pdfFactory trial version www.pdffactory.com

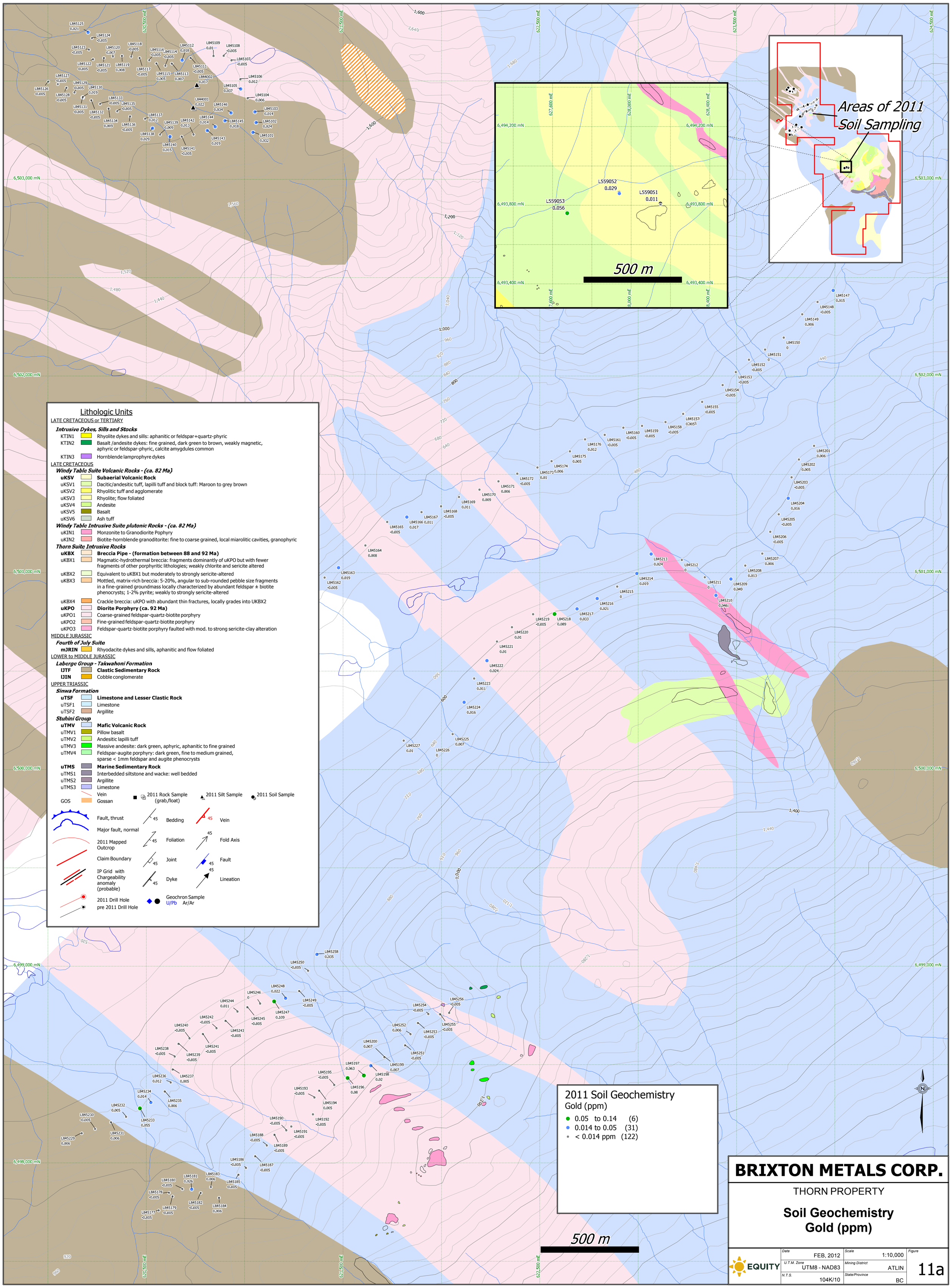
Areas of 2011 Soil Sampling
500 m
Lithologic Units
LATE CRETACEOUS or TERTIARY
Intrusive Dykes, Sills and Stocks
KTIN1 Rhyolite dykes and sills: aphanitic or feldspar+quartz-phyric
KTIN2 Basalt /andesite dykes: fine grained, dark green to brown, weakly magnetic, aphyric or feldspar-phyric, calcite amygdules common
KTIN3 Hornblende lamprophyre dykes
LATE CRETACEOUS
Windy Table Suite Volcanic Rocks - (ca. 82 Ma)
uKSV Subaerial Volcanic Rock
uKSV1 Dacitic/andesitic tuff, lapilli tuff and block tuff: Maroon to grey brown
uKSV2 Rhyolitic tuff and agglomerate
uKSV3 Rhyolite; flow foliated
uKSV4 Andesite
uKSV5 Basalt
uKSV6 Ash tuff
Windy Table Intrusive Suite plutonic Rocks - (ca. 82 Ma)
uKIN1 Monzonite to Granodiorite Pophyry
uKIN2 Biotite-hornblende granoditorite: fine to coarse grained, local miarolitic cavities, granophyric
Thorn Suite Intrusive Rocks
uKBX Breccia Pipe - (formation between 88 and 92 Ma)
uKBX1 Magmatic-hydrothermal breccia: fragments dominantly of uKPO but with fewer fragments of other porphyritic lithologies; weakly chlorite and sericite altered
uKBX2 Equivalent to uKBX1 but moderately to strongly sericite-altered
uKBX3 Mottled, matrix-rich breccia: 5-20%, angular to sub-rounded pebble size fragments in a fine-grained groundmass locally characterized by abundant feldspar ± biotite phenocrysts; 1-2% pyrite; weakly to strongly sericite-altered
uKBX4 Crackle breccia: uKPO with abundant thin fractures, locally grades into UKBX2
uKPO Diorite Porphyry (ca. 92 Ma)
uKPO1 Coarse-grained feldspar-quartz-biotite porphyry
uKPO2 Fine-grained feldspar-quartz-biotite porphyry
uKPO3 Feldspar-quartz-biotite porphyry faulted with mod. to strong sericite-clay alteration
MIDDLE JURASSIC
Fourth of July Suite
mJRIN Rhyodacite dykes and sills, aphanitic and flow foliated
LOWER to MIDDLE JURASSIC
Laberge Group - Takwahoni Formation
lJTF Clastic Sedimentary Rock
lJIN Cobble conglomerate
UPPER TRIASSIC
Sinwa Formation
uTSF Limestone and Lesser Clastic Rock
uTSF1 Limestone
uTSF2 Argillite
Stuhini Group
uTMV Mafic Volcanic Rock
uTMV1 Pillow basalt
uTMV2 Andesitic lapilli tuff
uTMV3 Massive andesite: dark green, aphyric, aphanitic to fine grained
uTMV4 Feldspar-augite porphyry: dark green, fine to medium grained, sparse < 1mm feldspar and augite phenocrysts
uTMS Marine Sedimentary Rock
uTMS1 Interbedded siltstone and wacke: well bedded
uTMS2 Argillite
uTMS3 Limestone
Vein
GOS Gossan
2011 Rock Sample (grab,float)
2011 Silt Sample
2011 Soil Sample
Fault, thrust
Major fault, normal
2011 Mapped Outcrop
Claim Boundary
IP Grid with Chargeability anomaly (probable)
2011 Drill Hole
pre 2011 Drill Hole
Bedding
Foliation
Joint
Dyke
Vein
Fold Axis
Fault
Lineation
Geochron Sample
U/Pb Ar/Ar
2011 Soil Geochemistry
Gold (ppm)
0.05 to 0.14 (6)
0.014 to 0.05 (31)
< 0.014 ppm (122)
500 m
BRIXTON METALS CORP.
THORN PROPERTY
Soil Geochemistry
Gold (ppm)
EQUITY
Date FEB, 2012
Scale 1:10,000
Figure 11a
U.T.M. Zone UTM8 - NAD83
Mining District ATLIN
N.T.S. 104K/10
State/Province BC

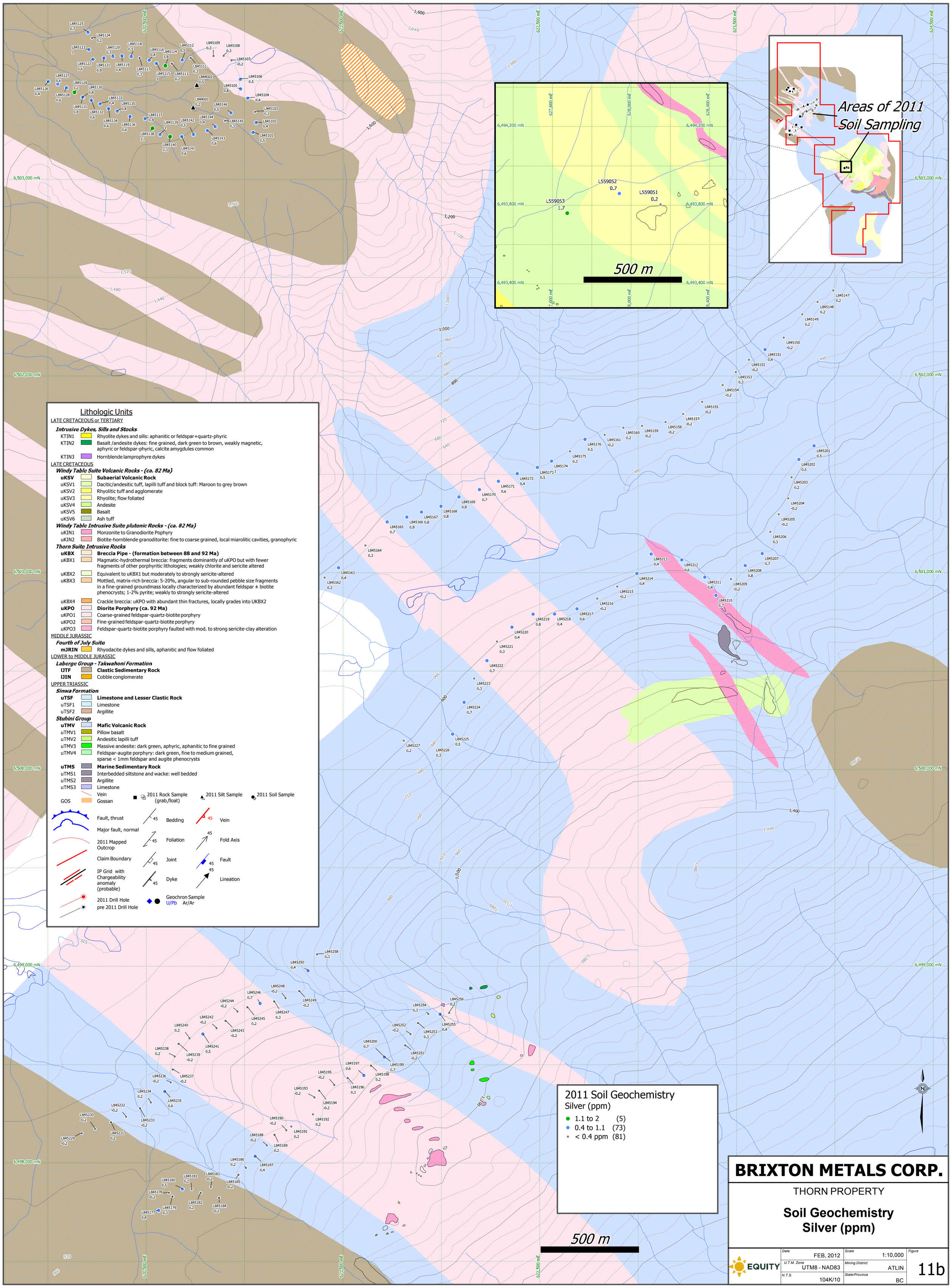
Areas of 2011 Soil Sampling
500 m
Lithologic Units
LATE CRETACEOUS or TERTIARY
Intrusive Dykes, Sills and Stocks
KTIN1 Rhyolite dykes and sills: aphanitic or feldspar+quartz-phyric
KTIN2 Basalt /andesite dykes: fine grained, dark green to brown, weakly magnetic, aphyric or feldspar-phyric, calcite amygdules common
KTIN3 Hornblende lamprophyre dykes
LATE CRETACEOUS
Windy Table Suite Volcanic Rocks - (ca. 82 Ma)
uKSV Subaerial Volcanic Rock
uKSV1 Dacitic/andesitic tuff, lapilli tuff and block tuff: Maroon to grey brown
uKSV2 Rhyolitic tuff and agglomerate
uKSV3 Rhyolite; flow foliated
uKSV4 Andesite
uKSV5 Basalt
uKSV6 Ash tuff
Windy Table Intrusive Suite plutonic Rocks - (ca. 82 Ma)
uKIN1 Monzonite to Granodiorite Pophyry
uKIN2 Biotite-hornblende granoditorite: fine to coarse grained, local miarolitic cavities, granophyric
Thorn Suite Intrusive Rocks
uKBX Breccia Pipe - (formation between 88 and 92 Ma)
uKBX1 Magmatic-hydrothermal breccia: fragments dominantly of uKPO but with fewer fragments of other porphyritic lithologies; weakly chlorite and sericite altered
uKBX2 Equivalent to uKBX1 but moderately to strongly sericite-altered
uKBX3 Mottled, matrix-rich breccia: 5-20%, angular to sub-rounded pebble size fragments in a fine-grained groundmass locally characterized by abundant feldspar ± biotite phenocrysts; 1-2% pyrite; weakly to strongly sericite-altered
uKBX4 Crackle breccia: uKPO with abundant thin fractures, locally grades into UKBX2
uKPO Diorite Porphyry (ca. 92 Ma)
uKPO1 Coarse-grained feldspar-quartz-biotite porphyry
uKPO2 Fine-grained feldspar-quartz-biotite porphyry
uKPO3 Feldspar-quartz-biotite porphyry faulted with mod. to strong sericite-clay alteration
MIDDLE JURASSIC
Fourth of July Suite
mJRIN Rhyodacite dykes and sills, aphanitic and flow foliated
LOWER to MIDDLE JURASSIC
Laberge Group - Takwahoni Formation
lJTF Clastic Sedimentary Rock
lJIN Cobble conglomerate
UPPER TRIASSIC
Sinwa Formation
uTSF Limestone and Lesser Clastic Rock
uTSF1 Limestone
uTSF2 Argillite
Stuhini Group
uTMV Mafic Volcanic Rock
uTMV1 Pillow basalt
uTMV2 Andesitic lapilli tuff
uTMV3 Massive andesite: dark green, aphyric, aphanitic to fine grained
uTMV4 Feldspar-augite porphyry: dark green, fine to medium grained, sparse < 1mm feldspar and augite phenocrysts
uTMS Marine Sedimentary Rock
uTMS1 Interbedded siltstone and wacke: well bedded
uTMS2 Argillite
uTMS3 Limestone
Vein
GOS Gossan
2011 Rock Sample (grab,float)
2011 Silt Sample
2011 Soil Sample
Fault, thrust
Major fault, normal
2011 Mapped Outcrop
Claim Boundary
IP Grid with Chargeability anomaly (probable)
2011 Drill Hole
pre 2011 Drill Hole
Bedding
Foliation
Joint
Dyke
Geochron Sample
U/Pb Ar/Ar
Vein
Fold Axis
Fault
Lineation
2011 Soil Geochemistry
Silver (ppm)
1.1 to 2 (5)
0.4 to 1.1 (73)
< 0.4 ppm (81)
500 m
BRIXTON METALS CORP.
THORN PROPERTY
Soil Geochemistry
Silver (ppm)
EQUITY
Date FEB, 2012
Scale 1:10,000
Figure 11b
U.T.M. Zone UTM8 - NAD83
Mining District ATLIN
N.T.S. 104K/10
State/Province BC

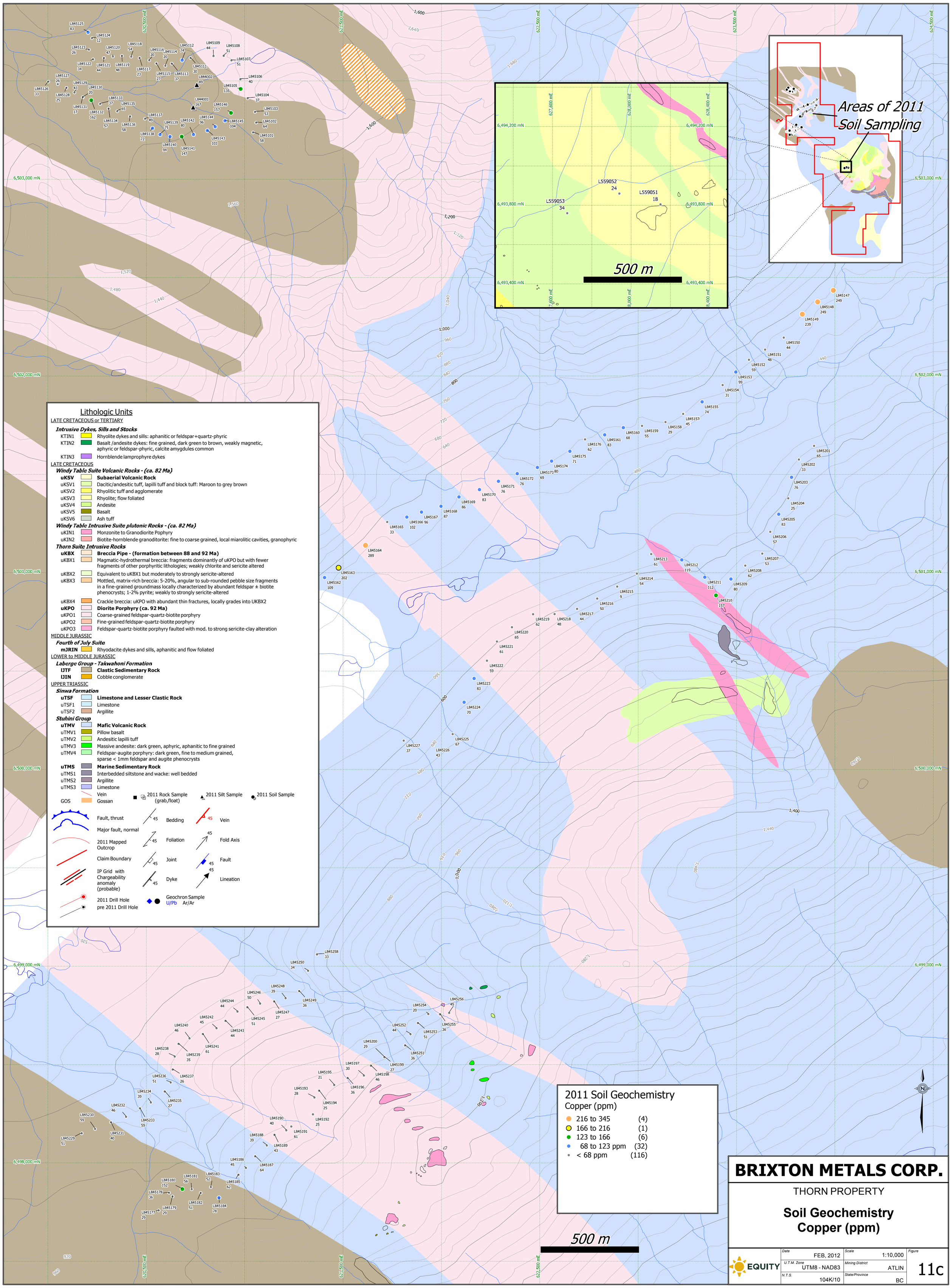
Areas of 2011 Soil Sampling
500 m
Lithologic Units
LATE CRETACEOUS or TERTIARY
Intrusive Dykes, Sills and Stocks
KTIN1 Rhyolite dykes and sills: aphanitic or feldspar+quartz-phyric
KTIN2 Basalt /andesite dykes: fine grained, dark green to brown, weakly magnetic, aphyric or feldspar-phyric, calcite amygdules common
KTIN3 Hornblende lamprophyre dykes
LATE CRETACEOUS
Windy Table Suite Volcanic Rocks - (ca. 82 Ma)
uKSV Subaerial Volcanic Rock
uKSV1 Dacitic/andesitic tuff, lapilli tuff and block tuff: Maroon to grey brown
uKSV2 Rhyolitic tuff and agglomerate
uKSV3 Rhyolite; flow foliated
uKSV4 Andesite
uKSV5 Basalt
uKSV6 Ash tuff
Windy Table Intrusive Suite plutonic Rocks - (ca. 82 Ma)
uKIN1 Monzonite to Granodiorite Pophyry
uKIN2 Biotite-hornblende granoditorite: fine to coarse grained, local miarolitic cavities, granophyric
Thorn Suite Intrusive Rocks
uKBX Breccia Pipe - (formation between 88 and 92 Ma)
uKBX1 Magmatic-hydrothermal breccia: fragments dominantly of uKPO but with fewer fragments of other porphyritic lithologies; weakly chlorite and sericite altered
uKBX2 Equivalent to uKBX1 but moderately to strongly sericite-altered
uKBX3 Mottled, matrix-rich breccia: 5-20%, angular to sub-rounded pebble size fragments in a fine-grained groundmass locally characterized by abundant feldspar ± biotite phenocrysts; 1-2% pyrite; weakly to strongly sericite-altered
uKBX4 Crackle breccia: uKPO with abundant thin fractures, locally grades into UKBX2
uKPO Diorite Porphyry (ca. 92 Ma)
uKPO1 Coarse-grained feldspar-quartz-biotite porphyry
uKPO2 Fine-grained feldspar-quartz-biotite porphyry
uKPO3 Feldspar-quartz-biotite porphyry faulted with mod. to strong sericite-clay alteration
MIDDLE JURASSIC
Fourth of July Suite
mJRIN Rhyodacite dykes and sills, aphanitic and flow foliated
LOWER to MIDDLE JURASSIC
Laberge Group - Takwahoni Formation
lJTF Clastic Sedimentary Rock
lJIN Cobble conglomerate
UPPER TRIASSIC
Sinwa Formation
uTSF Limestone and Lesser Clastic Rock
uTSF1 Limestone
uTSF2 Argillite
Stuhini Group
uTMV Mafic Volcanic Rock
uTMV1 Pillow basalt
uTMV2 Andesitic lapilli tuff
uTMV3 Massive andesite: dark green, aphyric, aphanitic to fine grained
uTMV4 Feldspar-augite porphyry: dark green, fine to medium grained, sparse < 1mm feldspar and augite phenocrysts
uTMS Marine Sedimentary Rock
uTMS1 Interbedded siltstone and wacke: well bedded
uTMS2 Argillite
uTMS3 Limestone
Vein
GOS Gossan
2011 Rock Sample (grab,float)
2011 Silt Sample
2011 Soil Sample
Fault, thrust
Major fault, normal
2011 Mapped Outcrop
Claim Boundary
IP Grid with Chargeability anomaly (probable)
2011 Drill Hole
pre 2011 Drill Hole
Bedding
Foliation
Joint
Dyke
Geochron Sample
U/Pb Ar/Ar
Vein
Fold Axis
Fault
Lineation
2011 Soil Geochemistry
Copper (ppm)
216 to 345 (4)
166 to 216 (1)
123 to 166 (6)
68 to 123 ppm (32)
< 68 ppm (116)
500 m
BRIXTON METALS CORP.
THORN PROPERTY
Soil Geochemistry
Copper (ppm)
EQUITY
Date FEB, 2012
Scale 1:10,000
Figure 11c
U.T.M. Zone UTM8 - NAD83
Mining District ATLIN
N.T.S. 104K/10
State/Province BC

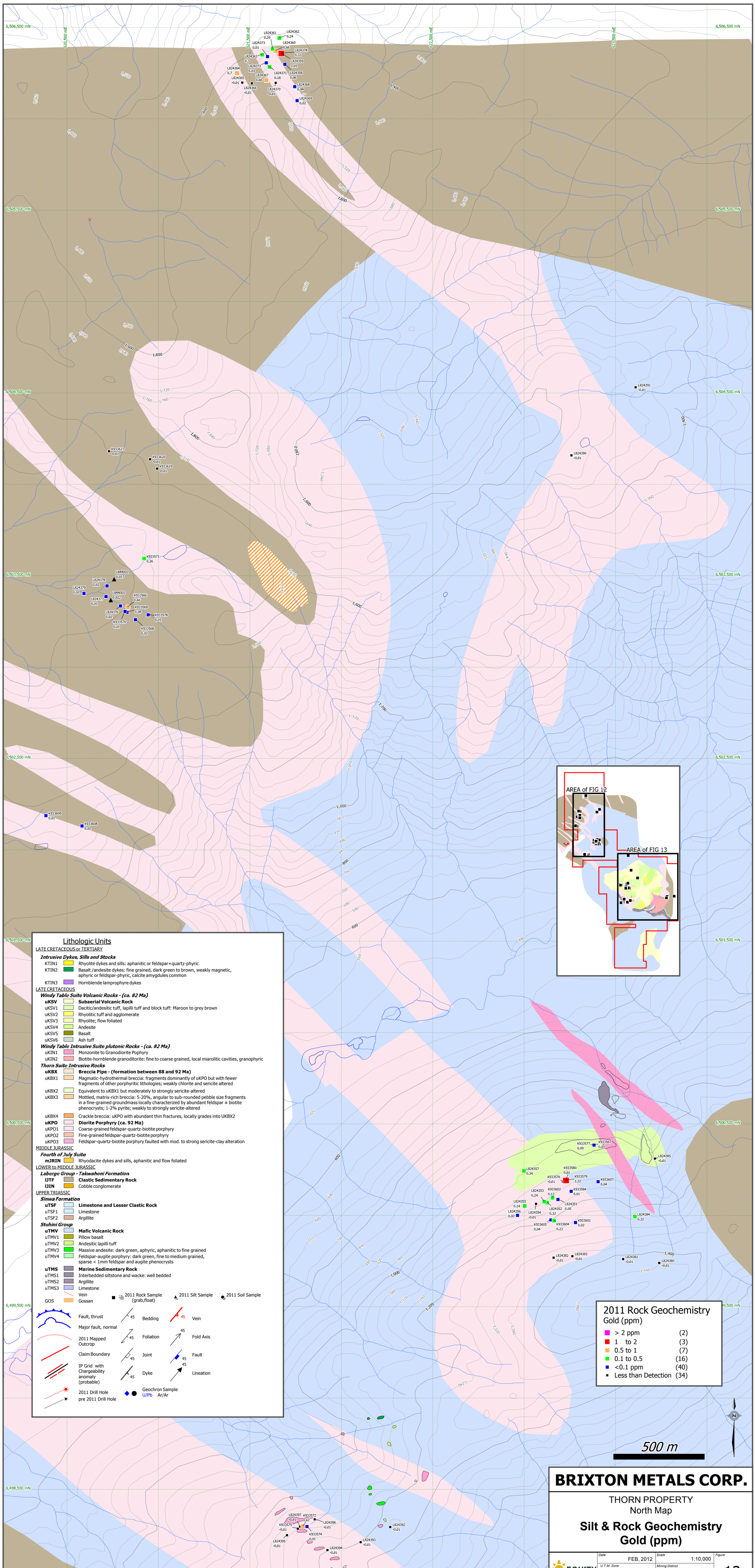
Lithologic Units
LATE CRETACEOUS or TERTIARY
Intrusive Dykes, Sills and Stocks
KTIN1 Rhyolite dykes and sills: aphanitic or feldspar+quartz-phyric
KTIN2 Basalt /andesite dykes: fine grained, dark green to brown, weakly magnetic, aphyric or feldspar-phyric, calcite amygdules common
KTIN3 Hornblende lamprophyre dykes
LATE CRETACEOUS
Windy Table Suite Volcanic Rocks - (ca. 82 Ma)
uKSV Subaerial Volcanic Rock
uKSV1 Dacitic/andesitic tuff, lapilli tuff and block tuff: Maroon to grey brown
uKSV2 Rhyolitic tuff and agglomerate
uKSV3 Rhyolite; flow foliated
uKSV4 Andesite
uKSV5 Basalt
uKSV6 Ash tuff
Windy Table Intrusive Suite plutonic Rocks - (ca. 82 Ma)
uKIN1 Monzonite to Granodiorite Pophyry
uKIN2 Biotite-hornblende granoditorite: fine to coarse grained, local miarolitic cavities, granophyric
Thorn Suite Intrusive Rocks
uKBX Breccia Pipe - (formation between 88 and 92 Ma)
uKBX1 Magmatic-hydrothermal breccia: fragments dominantly of uKPO but with fewer fragments of other porphyritic lithologies; weakly chlorite and sericite altered
uKBX2 Equivalent to uKBX1 but moderately to strongly sericite-altered
uKBX3 Mottled, matrix-rich breccia: 5-20%, angular to sub-rounded pebble size fragments in a fine-grained groundmass locally characterized by abundant feldspar ± biotite phenocrysts; 1-2% pyrite; weakly to strongly sericite-altered
uKBX4 Crackle breccia: uKPO with abundant thin fractures, locally grades into UKBX2
uKPO Diorite Porphyry (ca. 92 Ma)
uKPO1 Coarse-grained feldspar-quartz-biotite porphyry
uKPO2 Fine-grained feldspar-quartz-biotite porphyry
uKPO3 Feldspar-quartz-biotite porphyry faulted with mod. to strong sericite-clay alteration
MIDDLE JURASSIC
Fourth of July Suite
mJRIN Rhyodacite dykes and sills, aphanitic and flow foliated
LOWER to MIDDLE JURASSIC
Laberge Group - Takwahoni Formation
lJTF Clastic Sedimentary Rock
lJIN Cobble conglomerate
UPPER TRIASSIC
Sinwa Formation
uTSF Limestone and Lesser Clastic Rock
uTSF1 Limestone
uTSF2 Argillite
Stuhini Group
uTMV Mafic Volcanic Rock
uTMV1 Pillow basalt
uTMV2 Andesitic lapilli tuff
uTMV3 Massive andesite: dark green, aphyric, aphanitic to fine grained
uTMV4 Feldspar-augite porphyry: dark green, fine to medium grained, sparse < 1mm feldspar and augite phenocrysts
uTMS Marine Sedimentary Rock
uTMS1 Interbedded siltstone and wacke: well bedded
uTMS2 Argillite
uTMS3 Limestone
Vein
GOS Gossan
2011 Rock Sample (grab,float)
2011 Silt Sample
2011 Soil Sample
Fault, thrust
Bedding
Vein
Major fault, normal
Foliation
Fold Axis
2011 Mapped Outcrop
Claim Boundary
Joint
Fault
IP Grid with Chargeability anomaly (probable)
Dyke
Lineation
2011 Drill Hole
pre 2011 Drill Hole
Geochron Sample
U/Pb Ar/Ar
2011 Rock Geochemistry
Gold (ppm)
> 2 ppm (2)
1 to 2 (3)
0.5 to 1 (7)
0.1 to 0.5 (16)
<0.1 ppm (40)
Less than Detection (34)
AREA of FIG 12
AREA of FIG 13
500 m
N
BRIXTON METALS CORP.
THORN PROPERTY
North Map
Silt & Rock Geochemistry
Gold (ppm)
EQUITY
Date FEB, 2012
Scale 1:10,000
Figure 12a
U.T.M. Zone UTM8 - NAD83
Mining District ATLIN
N.T.S. 104K/10
State/Province BC

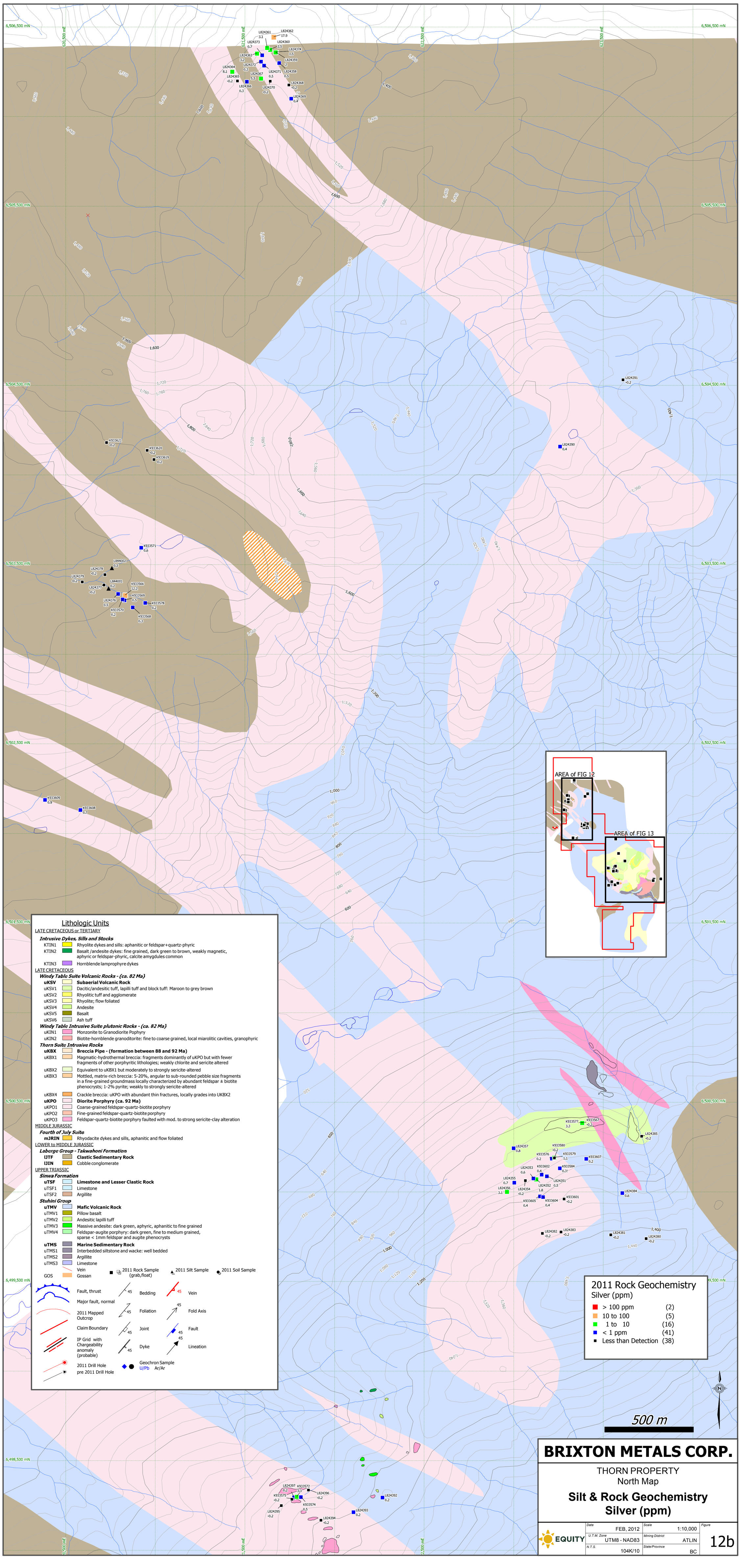
Lithologic Units
LATE CRETACEOUS or TERTIARY
Intrusive Dykes, Sills and Stocks
KTIN1 Rhyolite dykes and sills: aphanitic or feldspar+quartz-phyric
KTIN2 Basalt /andesite dykes: fine grained, dark green to brown, weakly magnetic, aphyric or feldspar-phyric, calcite amygdules common
KTIN3 Hornblende lamprophyre dykes
LATE CRETACEOUS
Windy Table Suite Volcanic Rocks - (ca. 82 Ma)
uKSV Subaerial Volcanic Rock
uKSV1 Dacitic/andesitic tuff, lapilli tuff and block tuff: Maroon to grey brown
uKSV2 Rhyolitic tuff and agglomerate
uKSV3 Rhyolite; flow foliated
uKSV4 Andesite
uKSV5 Basalt
uKSV6 Ash tuff
Windy Table Intrusive Suite plutonic Rocks - (ca. 82 Ma)
uKIN1 Monzonite to Granodiorite Pophyry
uKIN2 Biotite-hornblende granoditorite: fine to coarse grained, local miarolitic cavities, granophyric
Thorn Suite Intrusive Rocks
uKBX Breccia Pipe - (formation between 88 and 92 Ma)
uKBX1 Magmatic-hydrothermal breccia: fragments dominantly of uKPO but with fewer fragments of other porphyritic lithologies; weakly chlorite and sericite altered
uKBX2 Equivalent to uKBX1 but moderately to strongly sericite-altered
uKBX3 Mottled, matrix-rich breccia: 5-20%, angular to sub-rounded pebble size fragments in a fine-grained groundmass locally characterized by abundant feldspar ± biotite phenocrysts; 1-2% pyrite; weakly to strongly sericite-altered
uKBX4 Crackle breccia: uKPO with abundant thin fractures, locally grades into UKBX2
uKPO Diorite Porphyry (ca. 92 Ma)
uKPO1 Coarse-grained feldspar-quartz-biotite porphyry
uKPO2 Fine-grained feldspar-quartz-biotite porphyry
uKPO3 Feldspar-quartz-biotite porphyry faulted with mod. to strong sericite-clay alteration
MIDDLE JURASSIC
Fourth of July Suite
mJRIN Rhyodacitic dykes and sills, aphanitic and flow foliated
LOWER to MIDDLE JURASSIC
Laberge Group - Takwahoni Formation
lJTF Clastic Sedimentary Rock
lJIN Cobble conglomerate
UPPER TRIASSIC
Sinwa Formation
uTSF Limestone and Lesser Clastic Rock
uTSF1 Limestone
uTSF2 Argillite
Stuhini Group
uTMV Mafic Volcanic Rock
uTMV1 Pillow basalt
uTMV2 Andesitic lapilli tuff
uTMV3 Massive andesite: dark green, aphyric, aphanitic to fine grained
uTMV4 Feldspar-augite porphyry: dark green, fine to medium grained, sparse < 1mm feldspar and augite phenocrysts
uTMS Marine Sedimentary Rock
uTMS1 Interbedded siltstone and wacke: well bedded
uTMS2 Argillite
uTMS3 Limestone
Vein
GOS Gossan
2011 Rock Sample (grab,float)
2011 Silt Sample
2011 Soil Sample
Fault, thrust
Major fault, normal
2011 Mapped Outcrop
Claim Boundary
IP Grid with Chargeability anomaly (probable)
2011 Drill Hole
pre 2011 Drill Hole
Bedding
Foliation
Joint
Dyke
Vein
Fold Axis
Fault
Lineation
Geochron Sample
U/Pb Ar/Ar
AREA of FIG 12
AREA of FIG 13
2011 Rock Geochemistry
Silver (ppm)
> 100 ppm (2)
10 to 100 (5)
1 to 10 (16)
< 1 ppm (41)
Less than Detection (38)
500 m
BRIXTON METALS CORP.
THORN PROPERTY
North Map
Silt & Rock Geochemistry
Silver (ppm)
EQUITY
Date FEB, 2012
Scale 1:10,000
Figure 12b
U.T.M. Zone UTM8 - NAD83
Mining District ATLIN
N.T.S. 104K/10
State/Province BC

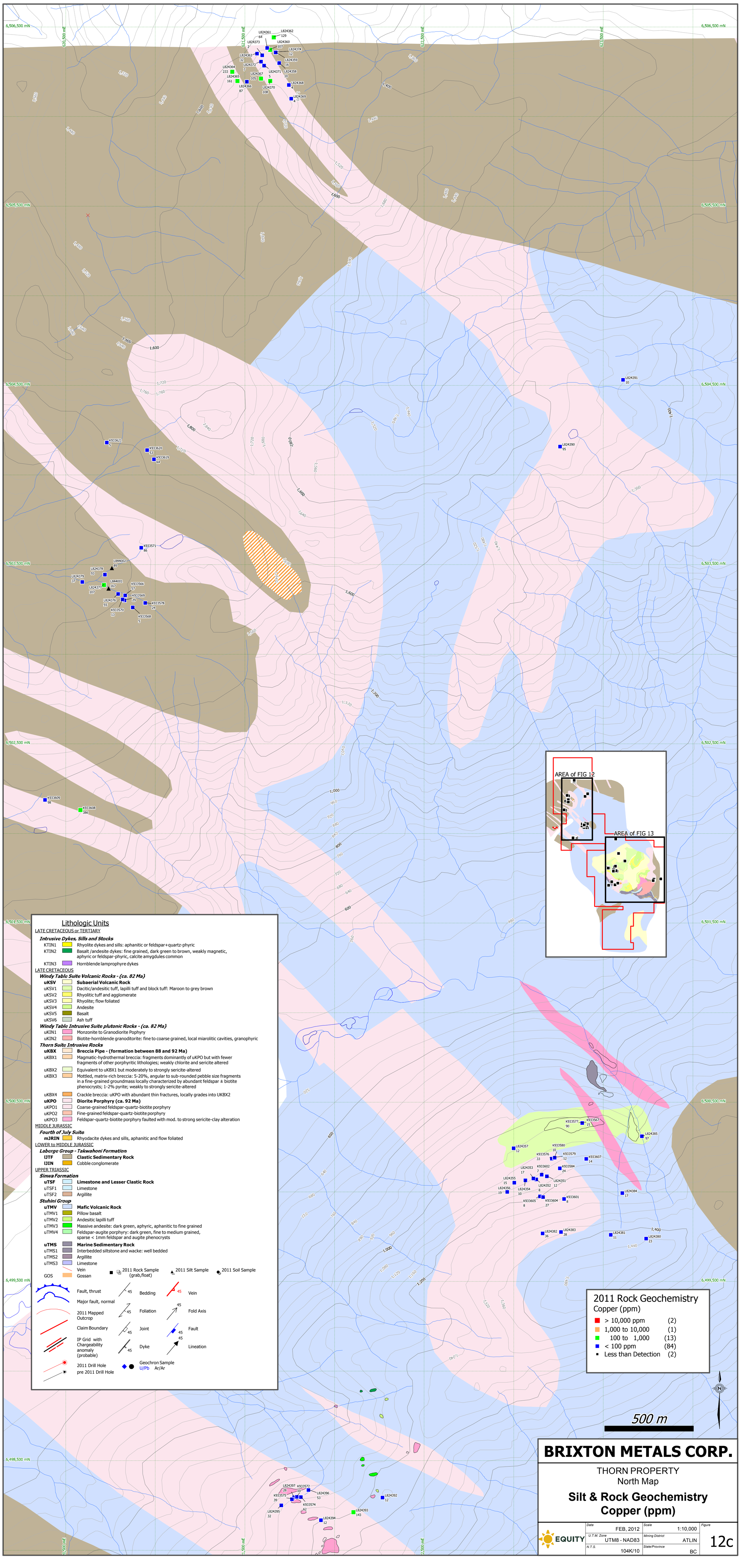
Lithologic Units
LATE CRETACEOUS or TERTIARY
Intrusive Dykes, Sills and Stocks
KTIN1 Rhyolite dykes and sills: aphanitic or feldspar+quartz-phyric
KTIN2 Basalt /andesite dykes: fine grained, dark green to brown, weakly magnetic, aphyric or feldspar-phyric, calcite amygdules common
KTIN3 Hornblende lamprophyre dykes
LATE CRETACEOUS
Windy Table Suite Volcanic Rocks - (ca. 82 Ma)
uKSV Subaerial Volcanic Rock
uKSV1 Dacitic/andesitic tuff, lapilli tuff and block tuff: Maroon to grey brown
uKSV2 Rhyolitic tuff and agglomerate
uKSV3 Rhyolite; flow foliated
uKSV4 Andesite
uKSV5 Basalt
uKSV6 Ash tuff
Windy Table Intrusive Suite plutonic Rocks - (ca. 82 Ma)
uKIN1 Monzonite to Granodiorite Pophyry
uKIN2 Biotite-hornblende granoditorite: fine to coarse grained, local miarolitic cavities, granophyric
Thorn Suite Intrusive Rocks
uKBX Breccia Pipe - (formation between 88 and 92 Ma)
uKBX1 Magmatic-hydrothermal breccia: fragments dominantly of uKPO but with fewer fragments of other porphyritic lithologies; weakly chlorite and sericite altered
uKBX2 Equivalent to uKBX1 but moderately to strongly sericite-altered
uKBX3 Mottled, matrix-rich breccia: 5-20%, angular to sub-rounded pebble size fragments in a fine-grained groundmass locally characterized by abundant feldspar ± biotite phenocrysts; 1-2% pyrite; weakly to strongly sericite-altered
uKBX4 Crackle breccia: uKPO with abundant thin fractures, locally grades into UKBX2
uKPO Diorite Porphyry (ca. 92 Ma)
uKPO1 Coarse-grained feldspar-quartz-biotite porphyry
uKPO2 Fine-grained feldspar-quartz-biotite porphyry
uKPO3 Feldspar-quartz-biotite porphyry faulted with mod. to strong sericite-clay alteration
MIDDLE JURASSIC
Fourth of July Suite
mJRIN Rhyodacite dykes and sills, aphanitic and flow foliated
LOWER to MIDDLE JURASSIC
Laberge Group - Takwahoni Formation
lJTF Clastic Sedimentary Rock
lJIN Cobble conglomerate
UPPER TRIASSIC
Sinwa Formation
uTSF Limestone and Lesser Clastic Rock
uTSF1 Limestone
uTSF2 Argillite
Stuhini Group
uTMV Mafic Volcanic Rock
uTMV1 Pillow basalt
uTMV2 Andesitic lapilli tuff
uTMV3 Massive andesite: dark green, aphyric, aphanitic to fine grained
uTMV4 Feldspar-augite porphyry: dark green, fine to medium grained, sparse < 1mm feldspar and augite phenocrysts
uTMS Marine Sedimentary Rock
uTMS1 Interbedded siltstone and wacke: well bedded
uTMS2 Argillite
uTMS3 Limestone
Vein
GOS Gossan
2011 Rock Sample (grab,float)
2011 Silt Sample
2011 Soil Sample
Fault, thrust
Major fault, normal
2011 Mapped Outcrop
Claim Boundary
IP Grid with Chargeability anomaly (probable)
2011 Drill Hole
pre 2011 Drill Hole
Bedding
Foliation
Joint
Dyke
Geochron Sample
U/Pb Ar/Ar
Vein
Fold Axis
Fault
Lineation
AREA of FIG 12
AREA of FIG 13
2011 Rock Geochemistry
Copper (ppm)
> 10,000 ppm (2)
1,000 to 10,000 (1)
100 to 1,000 (13)
< 100 ppm (84)
Less than Detection (2)
500 m
BRIXTON METALS CORP.
THORN PROPERTY
North Map
Silt & Rock Geochemistry
Copper (ppm)
EQUITY
Date FEB, 2012
Scale 1:10,000
Figure 12c
U.T.M. Zone UTM8 - NAD83
Mining District ATLIN
N.T.S. 104K/10
State/Province BC

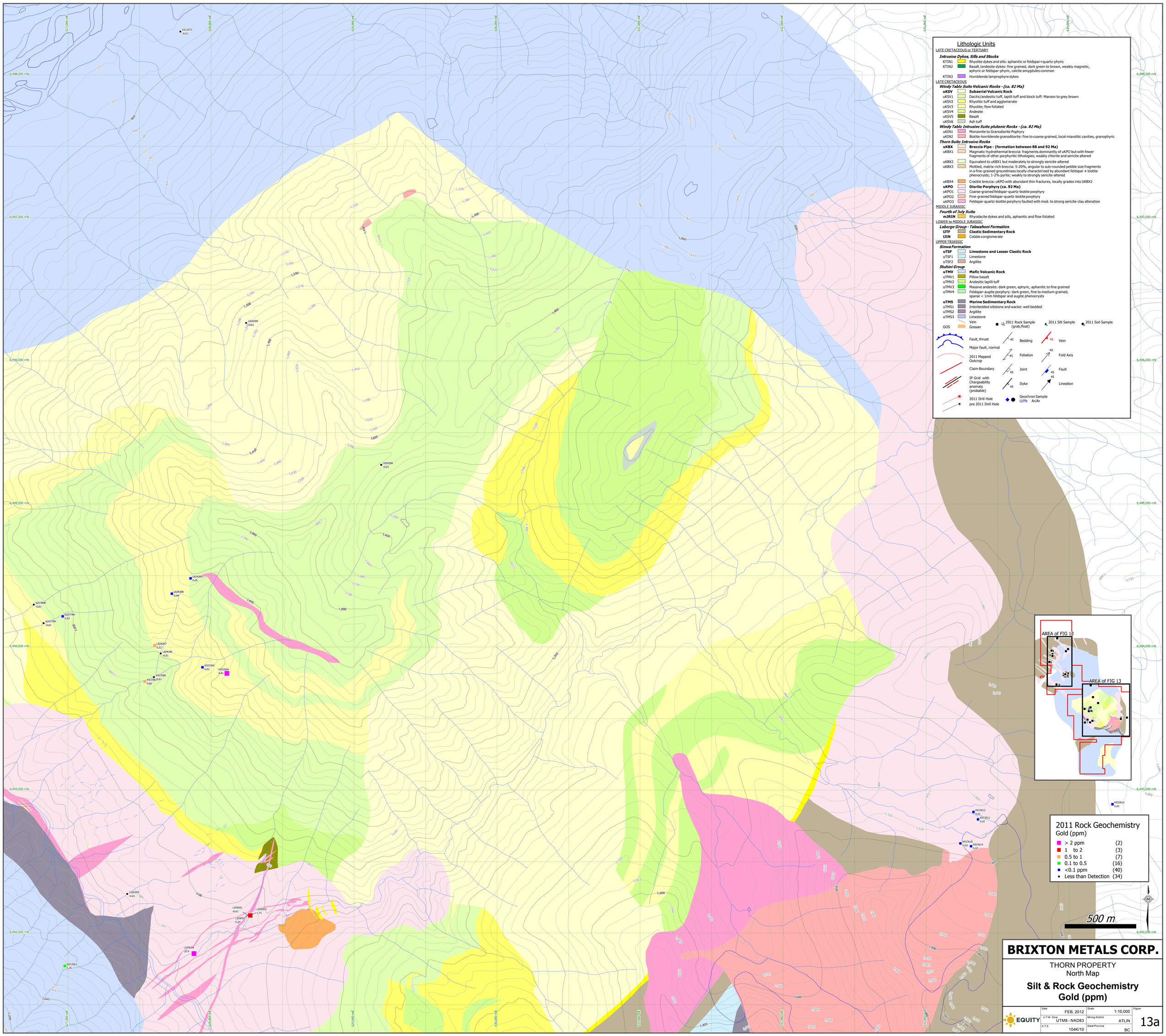
Lithologic Units
LATE CRETACEOUS or TERTIARY
Intrusive Dykes, Sills and Stocks
KTIN1 Rhyolite dykes and sills: aphanitic or feldspar+quartz-phyric
KTIN2 Basalt /andesite dykes: fine grained, dark green to brown, weakly magnetic, aphyric or feldspar-phyric, calcite amygdules common
KTIN3 Hornblende lamprophyre dykes
LATE CRETACEOUS
Windy Table Suite Volcanic Rocks - (ca. 82 Ma)
uKSV Subaerial Volcanic Rock
uKSV1 Dacitic/andesitic tuff, lapilli tuff and block tuff: Maroon to grey brown
uKSV2 Rhyolitic tuff and agglomerate
uKSV3 Rhyolite; flow foliated
uKSV4 Andesite
uKSV5 Basalt
uKSV6 Ash tuff
Windy Table Intrusive Suite plutonic Rocks - (ca. 82 Ma)
uKIN1 Monzonite to Granodiorite Pophyry
uKIN2 Biotite-hornblende granoditorite: fine to coarse grained, local miarolitic cavities, granophyric
Thorn Suite Intrusive Rocks
uKBX Breccia Pipe - (formation between 88 and 92 Ma)
uKBX1 Magmatic-hydrothermal breccia: fragments dominantly of uKPO but with fewer fragments of other porphyritic lithologies; weakly chlorite and sericite altered
uKBX2 Equivalent to uKBX1 but moderately to strongly sericite-altered
uKBX3 Mottled, matrix-rich breccia: 5-20%, angular to sub-rounded pebble size fragments in a fine-grained groundmass locally characterized by abundant feldspar ± biotite phenocrysts; 1-2% pyrite; weakly to strongly sericite-altered
uKBX4 Crackle breccia: uKPO with abundant thin fractures, locally grades into UKBX2
uKPO Diorite Porphyry (ca. 92 Ma)
uKPO1 Coarse-grained feldspar-quartz-biotite porphyry
uKPO2 Fine-grained feldspar-quartz-biotite porphyry
uKPO3 Feldspar-quartz-biotite porphyry faulted with mod. to strong sericite-clay alteration
MIDDLE JURASSIC
Fourth of July Suite
mJRIN Rhyodacite dykes and sills, aphanitic and flow foliated
LOWER to MIDDLE JURASSIC
Laberge Group - Takwahoni Formation
lJTF Clastic Sedimentary Rock
lJIN Cobble conglomerate
UPPER TRIASSIC
Sinwa Formation
uTSF Limestone and Lesser Clastic Rock
uTSF1 Limestone
uTSF2 Argillite
Stuhini Group
uTMV Mafic Volcanic Rock
uTMV1 Pillow basalt
uTMV2 Andesitic lapilli tuff
uTMV3 Massive andesite: dark green, aphyric, aphanitic to fine grained
uTMV4 Feldspar-augite porphyry: dark green, fine to medium grained, sparse < 1mm feldspar and augite phenocrysts
uTMS Marine Sedimentary Rock
uTMS1 Interbedded siltstone and wacke: well bedded
uTMS2 Argillite
uTMS3 Limestone
Vein
GOS Gossan
2011 Rock Sample (grab,float)
2011 Silt Sample
2011 Soil Sample
Fault, thrust
Major fault, normal
2011 Mapped Outcrop
Claim Boundary
IP Grid with Chargeability anomaly (probable)
2011 Drill Hole
pre 2011 Drill Hole
Bedding
Foliation
Joint
Dyke
Vein
Fold Axis
Fault
Lineation
Geochron Sample
U/Pb Ar/Ar
AREA of FIG 12
AREA of FIG 13
2011 Rock Geochemistry
Gold (ppm)
> 2 ppm (2)
1 to 2 (3)
0.5 to 1 (7)
0.1 to 0.5 (16)
<0.1 ppm (40)
Less than Detection (34)
500 m
BRIXTON METALS CORP.
THORN PROPERTY
North Map
Silt & Rock Geochemistry
Gold (ppm)
EQUITY
Date FEB, 2012
Scale 1:10,000
Figure 13a
U.T.M. Zone UTM8 - NAD83
Mining District ATLIN
N.T.S. 104K/10
State/Province BC

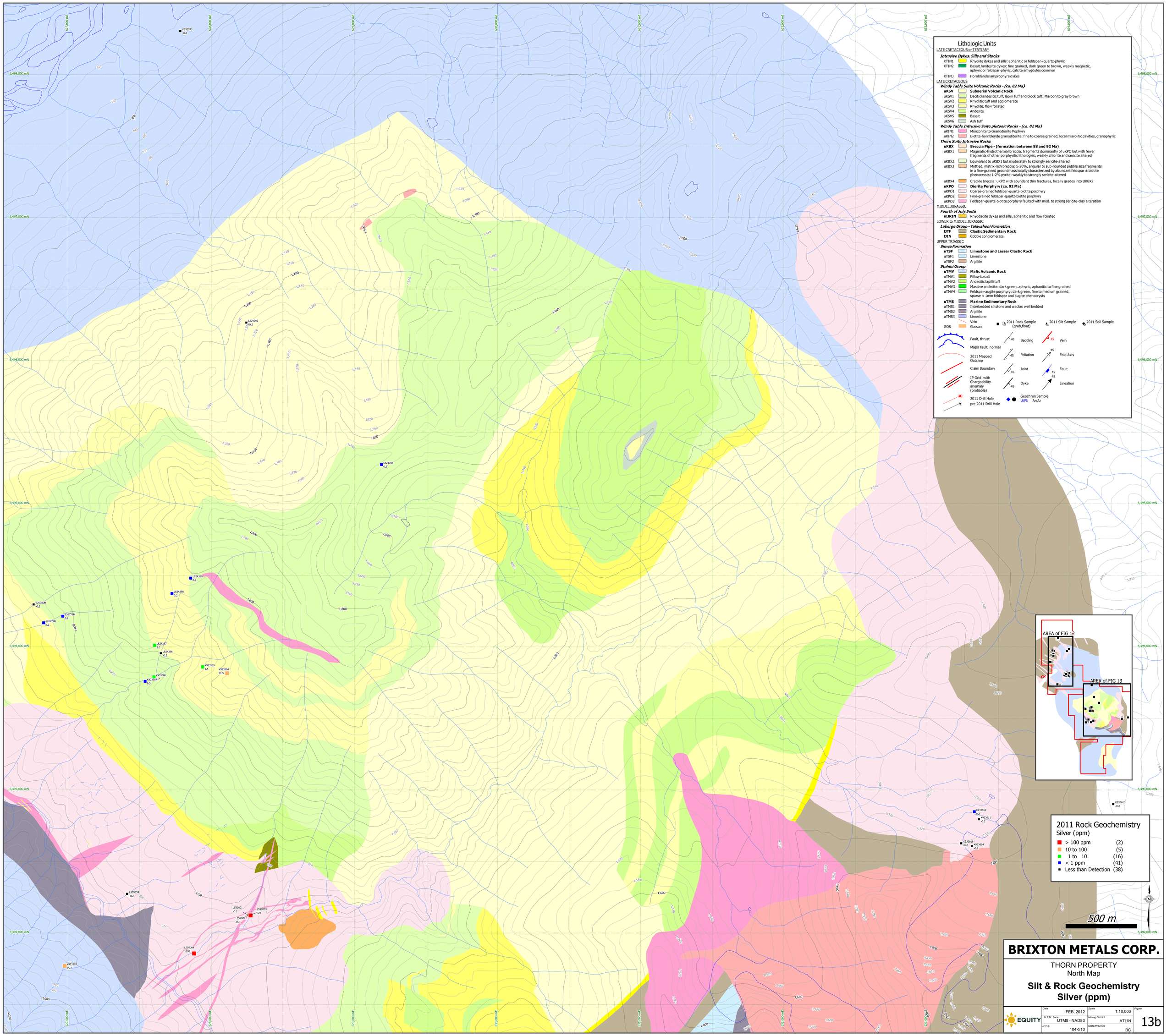
Lithologic Units
LATE CRETACEOUS or TERTIARY
Intrusive Dykes, Sills and Stocks
KTIN1 Rhyolite dykes and sills: aphanitic or feldspar+quartz-phyric
KTIN2 Basalt /andesite dykes: fine grained, dark green to brown, weakly magnetic, aphyric or feldspar-phyric, calcite amygdules common
KTIN3 Hornblende lamprophyre dykes
LATE CRETACEOUS
Windy Table Suite Volcanic Rocks - (ca. 82 Ma)
uKSV Subaerial Volcanic Rock
uKSV1 Dacitic/andesitic tuff, lapilli tuff and block tuff: Maroon to grey brown
uKSV2 Rhyolitic tuff and agglomerate
uKSV3 Rhyolite; flow foliated
uKSV4 Andesite
uKSV5 Basalt
uKSV6 Ash tuff
Windy Table Intrusive Suite plutonic Rocks - (ca. 82 Ma)
uKIN1 Monzonite to Granodiorite Pophyry
uKIN2 Biotite-hornblende granoditorite: fine to coarse grained, local miarolitic cavities, granophyric
Thorn Suite Intrusive Rocks
uKBX Breccia Pipe - (formation between 88 and 92 Ma)
uKBX1 Magmatic-hydrothermal breccia: fragments dominantly of uKPO but with fewer fragments of other porphyritic lithologies; weakly chlorite and sericite altered
uKBX2 Equivalent to uKBX1 but moderately to strongly sericite-altered
uKBX3 Mottled, matrix-rich breccia: 5-20%, angular to sub-rounded pebble size fragments in a fine-grained groundmass locally characterized by abundant feldspar ± biotite phenocrysts; 1-2% pyrite; weakly to strongly sericite-altered
uKBX4 Crackle breccia: uKPO with abundant thin fractures, locally grades into UKBX2
uKPO Diorite Porphyry (ca. 92 Ma)
uKPO1 Coarse-grained feldspar-quartz-biotite porphyry
uKPO2 Fine-grained feldspar-quartz-biotite porphyry
uKPO3 Feldspar-quartz-biotite porphyry faulted with mod. to strong sericite-clay alteration
MIDDLE JURASSIC
Fourth of July Suite
mJRIN Rhyodacite dykes and sills, aphanitic and flow foliated
LOWER to MIDDLE JURASSIC
Laberge Group - Takwahoni Formation
lJTF Clastic Sedimentary Rock
lJIN Cobble conglomerate
UPPER TRIASSIC
Sinwa Formation
uTSF Limestone and Lesser Clastic Rock
uTSF1 Limestone
uTSF2 Argillite
Stuhini Group
uTMV Mafic Volcanic Rock
uTMV1 Pillow basalt
uTMV2 Andesitic lapilli tuff
uTMV3 Massive andesite: dark green, aphyric, aphanitic to fine grained
uTMV4 Feldspar-augite porphyry: dark green, fine to medium grained, sparse < 1mm feldspar and augite phenocrysts
uTMS Marine Sedimentary Rock
uTMS1 Interbedded siltstone and wacke: well bedded
uTMS2 Argillite
uTMS3 Limestone
Vein
GOS Gossan
2011 Rock Sample (grab,float)
2011 Silt Sample
2011 Soil Sample
Fault, thrust
Major fault, normal
2011 Mapped Outcrop
Claim Boundary
IP Grid with Chargeability anomaly (probable)
2011 Drill Hole
pre 2011 Drill Hole
Bedding
Foliation
Joint
Dyke
Vein
Fold Axis
Fault
Lineation
Geochron Sample
U/Pb Ar/Ar
AREA of FIG 12
AREA of FIG 13
2011 Rock Geochemistry
Silver (ppm)
> 100 ppm (2)
10 to 100 (5)
1 to 10 (16)
< 1 ppm (41)
Less than Detection (38)
500 m
BRIXTON METALS CORP.
THORN PROPERTY
North Map
Silt & Rock Geochemistry
Silver (ppm)
EQUITY
Date FEB, 2012
Scale 1:10,000
Figure 13b
U.T.M. Zone UTM8 - NAD83
Mining District ATLIN
N.T.S. 104K/10
State/Province BC

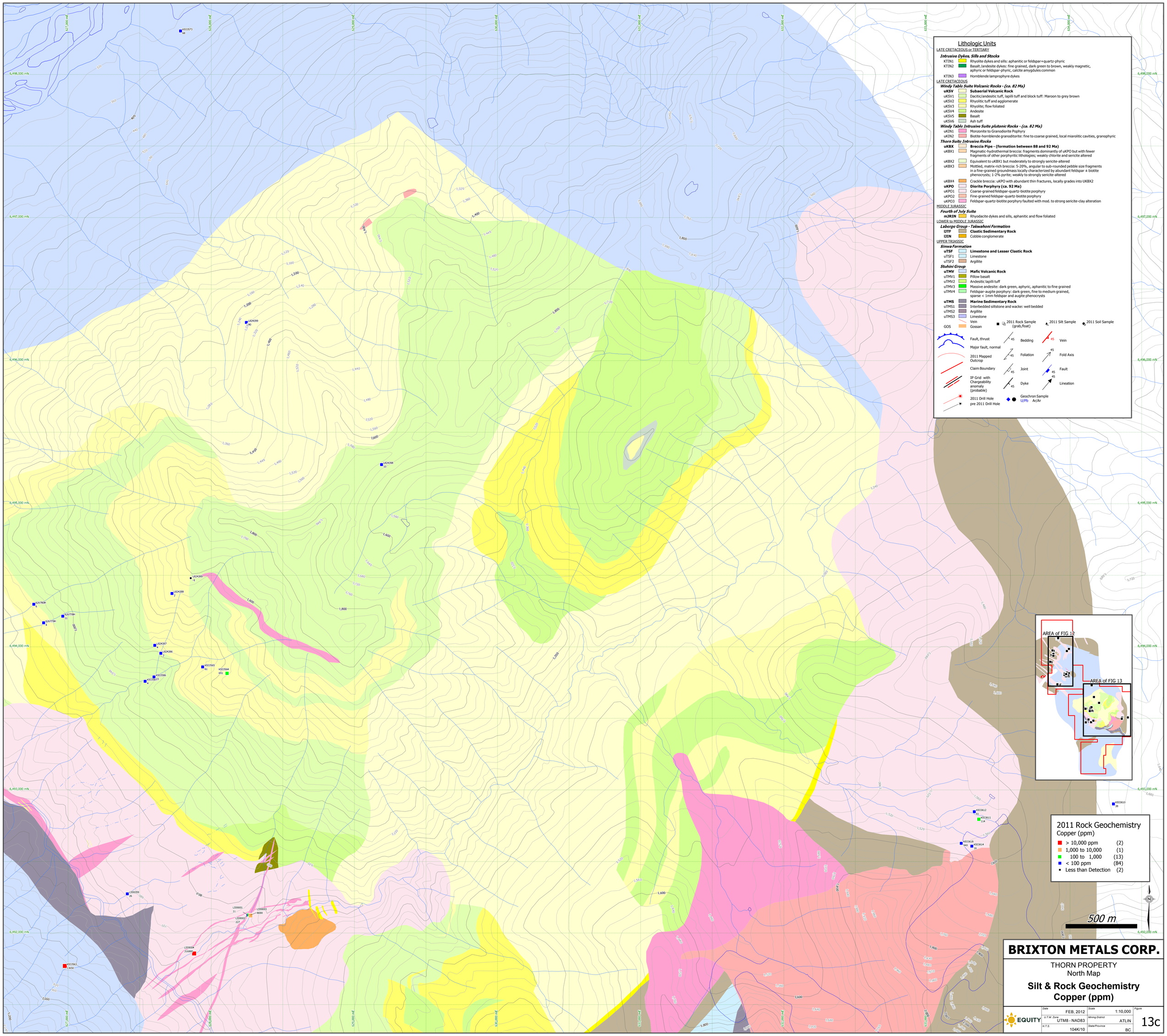
Lithologic Units
LATE CRETACEOUS or TERTIARY
Intrusive Dykes, Sills and Stocks
KTIN1 Rhyolite dykes and sills: aphanitic or feldspar+quartz-phyric
KTIN2 Basalt /andesite dykes: fine grained, dark green to brown, weakly magnetic, aphyric or feldspar-phyric, calcite amygdules common
KTIN3 Hornblende lamprophyre dykes
LATE CRETACEOUS
Windy Table Suite Volcanic Rocks - (ca. 82 Ma)
uKSV Subaerial Volcanic Rock
uKSV1 Dacitic/andesitic tuff, lapilli tuff and block tuff: Maroon to grey brown
uKSV2 Rhyolitic tuff and agglomerate
uKSV3 Rhyolite; flow foliated
uKSV4 Andesite
uKSV5 Basalt
uKSV6 Ash tuff
Windy Table Intrusive Suite plutonic Rocks - (ca. 82 Ma)
uKIN1 Monzonite to Granodiorite Pophyry
uKIN2 Biotite-hornblende granoditorite: fine to coarse grained, local miarolitic cavities, granophyric
Thorn Suite Intrusive Rocks
uKBX Breccia Pipe - (formation between 88 and 92 Ma)
uKBX1 Magmatic-hydrothermal breccia: fragments dominantly of uKPO but with fewer fragments of other porphyritic lithologies; weakly chlorite and sericite altered
uKBX2 Equivalent to uKBX1 but moderately to strongly sericite-altered
uKBX3 Mottled, matrix-rich breccia: 5-20%, angular to sub-rounded pebble size fragments in a fine-grained groundmass locally characterized by abundant feldspar ± biotite phenocrysts; 1-2% pyrite; weakly to strongly sericite-altered
uKBX4 Crackle breccia: uKPO with abundant thin fractures, locally grades into UKBX2
uKPO Diorite Porphyry (ca. 92 Ma)
uKPO1 Coarse-grained feldspar-quartz-biotite porphyry
uKPO2 Fine-grained feldspar-quartz-biotite porphyry
uKPO3 Feldspar-quartz-biotite porphyry faulted with mod. to strong sericite-clay alteration
MIDDLE JURASSIC
Fourth of July Suite
mJRIN Rhyodacite dykes and sills, aphanitic and flow foliated
LOWER to MIDDLE JURASSIC
Laberge Group - Takwahoni Formation
lJTF Clastic Sedimentary Rock
lJIN Cobble conglomerate
UPPER TRIASSIC
Sinwa Formation
uTSF Limestone and Lesser Clastic Rock
uTSF1 Limestone
uTSF2 Argillite
Stuhini Group
uTMV Mafic Volcanic Rock
uTMV1 Pillow basalt
uTMV2 Andesitic lapilli tuff
uTMV3 Massive andesite: dark green, aphyric, aphanitic to fine grained
uTMV4 Feldspar-augite porphyry: dark green, fine to medium grained, sparse < 1mm feldspar and augite phenocrysts
uTMS Marine Sedimentary Rock
uTMS1 Interbedded siltstone and wacke: well bedded
uTMS2 Argillite
uTMS3 Limestone
Vein
GOS Gossan
2011 Rock Sample (grab,float)
2011 Silt Sample
2011 Soil Sample
Fault, thrust
Major fault, normal
2011 Mapped Outcrop
Claim Boundary
IP Grid with Chargeability anomaly (probable)
2011 Drill Hole
pre 2011 Drill Hole
Bedding
Foliation
Joint
Dyke
Vein
Fold Axis
Fault
Lineation
Geochron Sample
U/Pb Ar/Ar
AREA of FIG 12
AREA of FIG 13
2011 Rock Geochemistry
Copper (ppm)
> 10,000 ppm (2)
1,000 to 10,000 (1)
100 to 1,000 (13)
< 100 ppm (84)
Less than Detection (2)
500 m
BRIXTON METALS CORP.
THORN PROPERTY
North Map
Silt & Rock Geochemistry
Copper (ppm)
EQUITY
Date FEB, 2012
Scale 1:10,000
Figure 13c
U.T.M. Zone UTM8 - NAD83
Mining District ATLIN
N.T.S. 104K/10
State/Province BC