BRITISH COLUMBIA
The Best Place on Earth

Ministry of Energy and Mines
BC Geological Survey

Assessment Report
Title Page and Summary

TYPE OF REPORT [type of survey(s)]: Geochemical and Diamond drilling

TOTAL COST: $1,587,696.20

AUTHOR(S): Sorin Posescu, P.Geo., Gary Thompson, P.Geo. **SIGNATURE(S):**

NOTICE OF WORK PERMIT NUMBER(S)/DATE(S): Mx-1-846/June 25, 2012 **YEAR OF WORK:** 2012

STATEMENT OF WORK - CASH PAYMENTS EVENT NUMBER(S)/DATE(S): 5406267/Sep 20, 2012, 5410573/Oct 14, 2012
5410574/Oct 14, 2012, 5410575/Oct 14, 5425584/Jan 09, 2013

PROPERTY NAME: Thorn

CLAIM NAME(S) (on which the work was done): 501261, 501282, 502741, 502743, 502745, 502746, 502747, 502748, 502749, 502750, 502775, 502778, 502779, 502801
502803, 502815, 502817, 502821, 504172, 504173, 509580, 509581, 838799, 838801, 838802, 838803, 838804, 838805,
838826, 908229, 908249, 939771, 939772, 939773, 939774, 939775, 939776, 939777, 939778, 939794

COMMODITIES SOUGHT: Ag, Au, Cu, Pb, Zn

MINERAL INVENTORY MINFILE NUMBER(S), IF KNOWN: 104-K-18, 31, 83, 116

MINING DIVISION: Atlin **NTS/BCGS:** 104K/10E, 10W

LATITUDE: 58 ° 32 ' " **LONGITUDE:** 132 ° 47 ' " **(at centre of work)**

OWNER(S):
1) Kiska Metals Corporation 2)

MAILING ADDRESS:
575-510 Burrard Street
Vancouver, BC, V6C 3A8

OPERATOR(S) [who paid for the work]:
1) Brixton Metals Corporation 2)

MAILING ADDRESS:
409 Granville St., Suite 1411
Vancouver, BC, V6C 1T2

PROPERTY GEOLOGY KEYWORDS (lithology, age, stratigraphy, structure, alteration, mineralization, size and attitude):
High-sulphidation, Veins, Breccia boddy, Cretaceous intrusions, Windy Table volcanic rocks, Porphyry
Sericite alteration, Carbonite alteration, Alunite, Kaolinite, Illite,
High grade silver, High grade gold, Tetrahedrite, Galena, Pyrite, Bonanza, Chalcopyrite

REFERENCES TO PREVIOUS ASSESSMENT WORK AND ASSESSMENT REPORT NUMBERS: 21530, 23612, 26433, 27120, 27379, 27673,
28151,10532,21756,21907,29771,28196,16310,25725,15477, 22141, 2512, 27589, 19326, 11923, 12654, 16726, 2537, 32769

Next Page

TYPE OF WORK IN THIS REPORT	EXTENT OF WORK (IN METRIC UNITS)	ON WHICH CLAIMS	PROJECT COSTS APPORTIONED (incl. support)
GEOLOGICAL (scale, area)			
Ground, mapping			
Photo interpretation			
GEOPHYSICAL (line-kilometres)			
Ground			
Magnetic			
Electromagnetic			
Induced Polarization	3D IP Inversion		18,900
Radiometric			
Seismic			
Other			
Airborne			
GEOCHEMICAL (number of samples analysed for...)			
Soil	362 (Au + 50 element ICP)		23600
Silt			
Rock	1 (Au + 50 element ICP)		250
Other			
DRILLING (total metres; number of holes, size)			
Core	2889.67 m; 26 holes; NQ		1,520,646.20
Non-core			
RELATED TECHNICAL			
Sampling/assaying			
Petrographic	Vancouver Petrographic and MDRU		2800
Mineralographic			
Metallurgic			
PROSPECTING (scale, area)			
PREPARATORY / PHYSICAL			
Line/grid (kilometres)			
Topographic/Photogrammetric (scale, area)			
Legal surveys (scale, area)			
Road, local access (kilometres)/trail	Airstrip extension		12,000
Trench (metres)			
Underground dev. (metres)			
Other	Reclamation		9,500
		TOTAL COST:	$1,587,696.20

BC Geological Survey
Assessment Report
33597

2012 GEOLOGICAL, GEOCHEMICAL AND DIAMOND DRILLING REPORT ON THE THORN PROPERTY

Located in the Sutlahine River Area, British Columbia
Atlin Mining Division
NTS 104K/7W, 10W
BCGS 104K.046, 047, 056, 057, 066, 067, 076
58° 34' North Latitude
132° 50' West Longitude

Prepared for

BRIXTON METALS CORPORATION
Suite 1411, 200 Granville Street
Vancouver, British Columbia, Canada
V6C 1T2

Prepared by

Sorin Posescu, P.Geo.
Gary R. Thompson, P.Geo.
BRIXTON METALS CORPORATION
Suite 1411, 200 Granville Street
Vancouver, British Columbia, Canada
V6C 1T2

January 16, 2012

BRIXTON METALS

TABLE OF CONTENTS

TABLE OF CONTENTS 1
LIST OF APPENDICES 2
LIST OF TABLES 2
LIST OF FIGURES 3
1.0 SUMMARY 4
2.0 INTRODUCTION 4
3.0 PROPERTY DESCRIPTION AND LOCATION 4
4.0 ACCESSIBILITY, CLIMATE, LOCAL RESOURCES, INFRASTRUCTURE, PHYSIOGRAPHY 9
4.1 Accessibility 9
4.2 Local Resources and Infrastructure 9
4.3 Physiography and Climate 9
5.0 HISTORY 9
5.1 2012 Exploration Program 14
5.2 Physical work / Reclamation 14
6.0 GEOLOGICAL SETTING 15
6.1 Regional Geology 15
6.2 Geochronology 18
6.2.1 U/Pb Dating of Zircons from Plutonic and Volcanic Rocks 18
6.2.2 Ar/Ar Dating of Sericite 18
6.3 Property Geology 18
6.3.1 Lithologic Units 18
6.3.2 Structure 20
6.3.3 Alteration 20
7.0 MINERALIZATION 21
7.1 Oban 21
7.2 Amarillo Creek 21
8.0 2012 DIAMOND DRILLING 24
8.1 2012 Phase 1 drilling 24
8.1.1 Summary of Drill Results 26
8.2 2012 Phase 2 drilling 29
8.2.1 Summary of Drill Results 31
9.0 GEOCHEMISTRY 33
9.1 Soil Geochemistry 33
10.0 Geophysics 34
11.0 Mineral mapping using Aster imagery 34
12.0 DISCUSSION, CONCLUSIONS AND RECOMMENDATIONS 35

LIST OF APPENDICES

Appendix A: References
Appendix B: Statement of Expenditures
Appendix C: Statements of Qualifications
Appendix D: Diamond Drill Hole Logs
Appendix E: Diamond Drill hole logs – Ag, Au, Cu, Pb, Zn, AgEq and AuEq Histograms
Appendix E.1: Certificates of Analysis (Drill Core Samples)
Appendix E.2: Certificates of Analysis (Soil Samples)
Appendix F: Quality Control / Quality Assurance
Appendix G: Oban zone Constrained 3D-DCIP Modelling
Appendix H: Mapping alteration using ASTER imagery
Appendix I: Oban Petrographics Report

LIST OF TABLES

Table 1: Tenure Data....6
Table 2: Thorn Exploration Programs South of the Sutlahine River....10
Table 3: Thorn Exploration Programs North of the Sutlahine River....13
Table 4: Thorn Lithologic Units....18
Table 5: Amarillo Creek Float....21
Table 6: 2012 Phase 1 Diamond Drilling Survey Data....24
Table 7: Phase 1 Significant Drill Intersections....26
Table 8: 2012 Phase 2 Diamond Drilling Survey Data....29
Table 9: 2012 Phase 2 Significant Drill Intersections....31
Table 10: Correlation Coefficient (r2) values from 362 Amarillo Creek soil samples 2012....33
Table 11: Soil Geochemistry Percentiles....34

LIST OF FIGURES

Figure 1: Location Map 7
Figure 2: Tenure Map 8
Figure 3: Regional Geology 17
Figure 4: Mineralized Zones 22
Figure 4a: Oban Breccia Core THN12-67 23
Figure 4b: Amarillo Creek Float Boulder 23
Figure 5: Property Geology, 2012 Drill Holes ..... Pocket
Figure 6: Phase 1 Drilling plan map 25
Figure 7a: Drill Section of DDH THN12-62 ..... Pocket
Figure 7b: Drill Section of DDH THN12-63 ..... Pocket
Figure 7c: Drill Section of DDH THN12-64 ..... Pocket
Figure 7d: Drill Section of DDH THN12-65 ..... Pocket
Figure 7e: Drill Section of DDH THN12-66 ..... Pocket
Figure 7f: Drill Section of DDH THN12-67 ..... Pocket
Figure 7g: Drill Section of DDH THN12-68 ..... Pocket
Figure 7h: Drill Section of DDH THN12-69 ..... Pocket
Figure 7i: Drill Section of DDH THN12-70 ..... Pocket
Figure 7j: Drill Section of DDH THN12-71 ..... Pocket
Figure 7k: Drill Section of DDH THN12-72 ..... Pocket
Figure 7l: Drill Section of DDH THN12-73 ..... Pocket
Figure 7m: Drill Section of DDH THN12-74 ..... Pocket
Figure 8: Phase 2 Drilling plan map 30
Figure 9a: Drill Section of DDH THN12-75 ..... Pocket
Figure 9b: Drill Section of DDH THN12-76 ..... Pocket
Figure 9c: Drill Section of DDH THN12-77 ..... Pocket
Figure 9d: Drill Section of DDH THN12-78 ..... Pocket
Figure 9e: Drill Section of DDH THN12-79 ..... Pocket
Figure 9f: Drill Section of DDH THN12-80 ..... Pocket
Figure 9g: Drill Section of DDH THN12-81 ..... Pocket
Figure 9h: Drill Section of DDH THN12-82 ..... Pocket
Figure 9i: Drill Section of DDH THN12-83 ..... Pocket
Figure 9j: Drill Section of DDH THN12-84 ..... Pocket
Figure 9k: Drill Section of DDH THN12-85 ..... Pocket
Figure 9l: Drill Section of DDH THN12-86 ..... Pocket
Figure 9m: Drill Section of DDH THN12-87 ..... Pocket
Figure 10a: Oban Leapfrog grade shell looking east ..... Pocket
Figure 10b: Oban Leapfrog grade shell looking south ..... Pocket
Figure 10c: Oban Leapfrog grade shell looking west ..... Pocket
Figure 10d: Oban Leapfrog grade shell looking north ..... Pocket
Figure 11a: Soil Geochemistry – Gold ..... Pocket
Figure 11b: Soil Geochemistry – Silver ..... Pocket
Figure 11c: Soil Geochemistry – Lead ..... Pocket
Figure 11d: Soil Geochemistry – Zinc ..... Pocket

1.0 SUMMARY

The first exploration activity and discovery of Thorn property was by Kennco Explorations (Western) Limited in 1959 and since that time numerous operators have conducted work in the area which included soil-rock-silt sampling, 13,961.08 metres of NQ and NQ2 drilling and IP / EM geophysics studies to date. This report focuses on the 2012 drill program carried out by Brixton Metals which comprised of 362 soil samples, 2518 NQ core samples, 1 rock sample, 3D IP inversion and multispectral Aster data processing.

The 2012 diamond drill program on the Thorn property consisted of 26 drill holes for a total of 2,889.67 m of NQ core. Highlights of this program include:

- The interpreted apparent width of the Oban zone has increased up to 140m, depth to 325m and strike of 130m during the 2012 drill program.
- THN12-65 from surface intersected 12.90m of 769.42 g/t AgEq (512.66 g/t Ag, 1.72 g/t Au, 4.24% Pb and 1.54% Zn) within a broader interval of 83.90m of 296.50 g/t AgEq (161.81 g/t Ag, 1.03 g/t Au, 1.29% Pb and 1.49% Zn)
- THN12-84 intercepted 123.00m of 402.52 g/t AgEq (190.68 g/t Ag, 1.19 g/t Au, 3.25% Zn, 1.74% Pb and 0.06% Cu) within broader intervals of 201.00m of 303.64 g/t AgEq and 310.00m of 223.52 g/t AgEq.
- THN12-85 (30m of 0.48 g/t Au, 30.90 g/t Ag, 1.18 % Cu) combined with hole THN11-57 (18.58m of 4.1 g/t Au, 0.93% Cu and 103 g/t Ag) show a zonation in metal content with increasing copper grades at depth.
- A total of 362 soil samples and 1 rock sample were collected form the Amarillo creek area in 2012, which identified a Northeast trending anomaly.

2.0 INTRODUCTION

This report summarizes results from exploration work completed during 2012 on the Thorn property subsequent results and recommendations for further work. The Thorn property is located 130 kilometres southeast of the town of Atlin, British Columbia and is comprised of 40 adjoining map-section claims which cover 257.47 square kilometers. Located on the property is a 700m long airstrip, which allows access to camp by fixed-wing aircraft, access to drill sites was made by helicopter.

The current focus at Thorn is the high-grade silver-gold-zinc-lead-copper Oban breccia zone. The Oban zone is a high sulphidation porphyry related breccia zone located in the central portion of the property. Grades up to 5,500 g/t Ag (0.55% Ag) and 25.9 g/t Au were returned from the Oban area. The high grade mineralization occurs as phases of up to massive sulphides and sulphosalts as breccia matrix. Mineralization also occurs as disseminated, veinlet to crackle style breccia. The dominant minerals are pyrite, sphalerite, tetrahedrite/tennantite, Pb-sulfosalts (boulangerite), galena and chalcopyrite. These minerals form layered rims around breccia fragments. The dominant fragments are Thorn Stock (Diorite porphyry). The nature of the mineralization appears to be sub-vertical to sub-horizontal and locally structurally controlled.

Secondary targets are low sulphidation high-grade Au-Ag-veins in the Amarillo Creek drainage area. Grades of 265 g/t Au and 631 g/t Ag were returned from a float bolder in 2004 under Rimfire/Cangold exploration activity. The work done by Brixton in 2012 was the first systematic exploration program to follow up the Amarillo Creek high grade sample. A total of 362 soil-talus fines were collected over a 2km by 1km area.

3.0 PROPERTY DESCRIPTION AND LOCATION

The Thorn property lies within the Atlin Mining Division, located at 58º 34’ north latitude and 132º 50’ west longitudes. It is located 120km northwest of Telegraph Creek, 130 km southeast of Atlin and 160 km west of Dease Lake and 40 km east-southeast from Chieftain Metals’ Tulsequah Chief mine development.

The property is accessed via fixed wing aircraft from Whitehorse, YT in less than an hour or 30 minutes from Atlin.

A total of forty continuous mineral title map-section claims which cover 257.47 square km are included in the Thorn Property and have not been surveyed. There is no overlap between these claims or any pre-existing legacy claims. Brixton acquired eighteen of these claims adjacent to the Thorn property separate from the Rimfire Option and are included this assessment report.

In 2010, Brixton Metals Corporation entered into a two phase option agreement for the Thorn property with Rimfire Minerals Corporation (a wholly owned subsidiary of Kiska Metals Corporation). Brixton may acquire 51% interest by making total cash payments of $200,000 and issuing 400,000 shares and incur $5 million in exploration expenditures over 5 years. Upon completion of the earn-in by Brixton, Rimfire may elect to form a JV at the 49/51 stage. If no JV is elected by Rimfire then Brixton may acquire 65% by incurring an additional $10 million of expenditures. Upon completion of the 65% earn-in by Brixton, Rimfire may elect to form a pro-rata JV at 35/65 or take dilution thereafter, subject to underlying net smelter royalties that vary from 1.0 to 3.5%.

On January 7, 2013 Brixton and Rimfire/Kiska announced a Letter of Intent whereby Brixton may acquire 100% interest in the Thorn subject to underlying royalties for consideration of $1.5 million cash and the issuance of 7 million common shares of Brixton to Kiska.

The Province of British Columbia owns the surface rights to the Thorn Property. Brixton holds a multi-year exploration permit, number Mx-1-846 in good standing from the British Columbia Ministry of Energy, Mines and Petroleum Resources. Brixton is engaged with the Taku River Tlingit First Nation in building a long term exploration/development benefits agreement.

Table 1: Tenure Data

Tenure	Expiry Date	Area (hectares)
501261	Dec/31/2022[1]	1336.350
501282	Dec/31/2022[1]	1351.952
502741	Dec/31/2022[1]	1013.271
502743	Dec/31/2022[1]	929.370
502745	Dec/31/2022[1]	928.838
502746	Dec/31/2022[1]	1282.246
502747	Dec/31/2022[1]	1299.004
502748	Dec/31/2022[1]	607.684
502749	Dec/31/2022[1]	404.688
502750	Dec/31/2022[1]	1148.120
502775	Dec/31/2022[1]	1213.627
502778	Dec/31/2022[1]	1061.928
502779	Dec/31/2022[1]	1010.602
502801	Dec/31/2022[1]	1010.129
502803	Dec/31/2022[1]	1009.638
502815	Dec/31/2022[1]	1261.375
502817	Dec/31/2022[1]	591.891
502821	Dec/31/2022[1]	423.076
504172	Dec/31/2022[1]	455.771
504173	Dec/31/2022[1]	303.841
509580	Dec/31/2022[1]	67.421
509581	Dec/31/2022[1]	269.823
838799	Oct/14/2014[1]	422.257
838801	Oct/14/2014[1]	405.645
838802	Oct/14/2014[1]	422.671
838803	Oct/14/2014[1]	422.719
838804	Oct/14/2014[1]	422.602
838805	Oct/14/2014[1]	423.055
838826	Oct/14/2014[1]	422.919
908229	Oct/09/2022[1]	421.890
908249	Oct/09/2022[1]	422.111
939771	Jan/04/2020[1]	404.546
939772	Jan/04/2020[1]	421.452
939773	Jan/04/2020[1]	404.404
939774	Jan/04/2020[1]	320.146
939775	Jan/04/2020[1]	421.056
939776	Jan/04/2020[1]	421.056
939777	Jan/04/2020[1]	421.055
939778	Jan/04/2020[1]	421.057
939794	Jan/04/2020[1]	168.423
	Total	26169.7085

[1]Subject to approval of assessment work covered by this report



BRIXTON METALS CORPORATION

Thorn Property

LOCATION MAP

BRIXTON METALS	Mining District: ATLIN	Province: BC	Figure 1
	Scale: 1: 7,000,000	Date: Jan 2013	
	N.T.S. 104K/10	UTM Zone 8 m NAD 83	

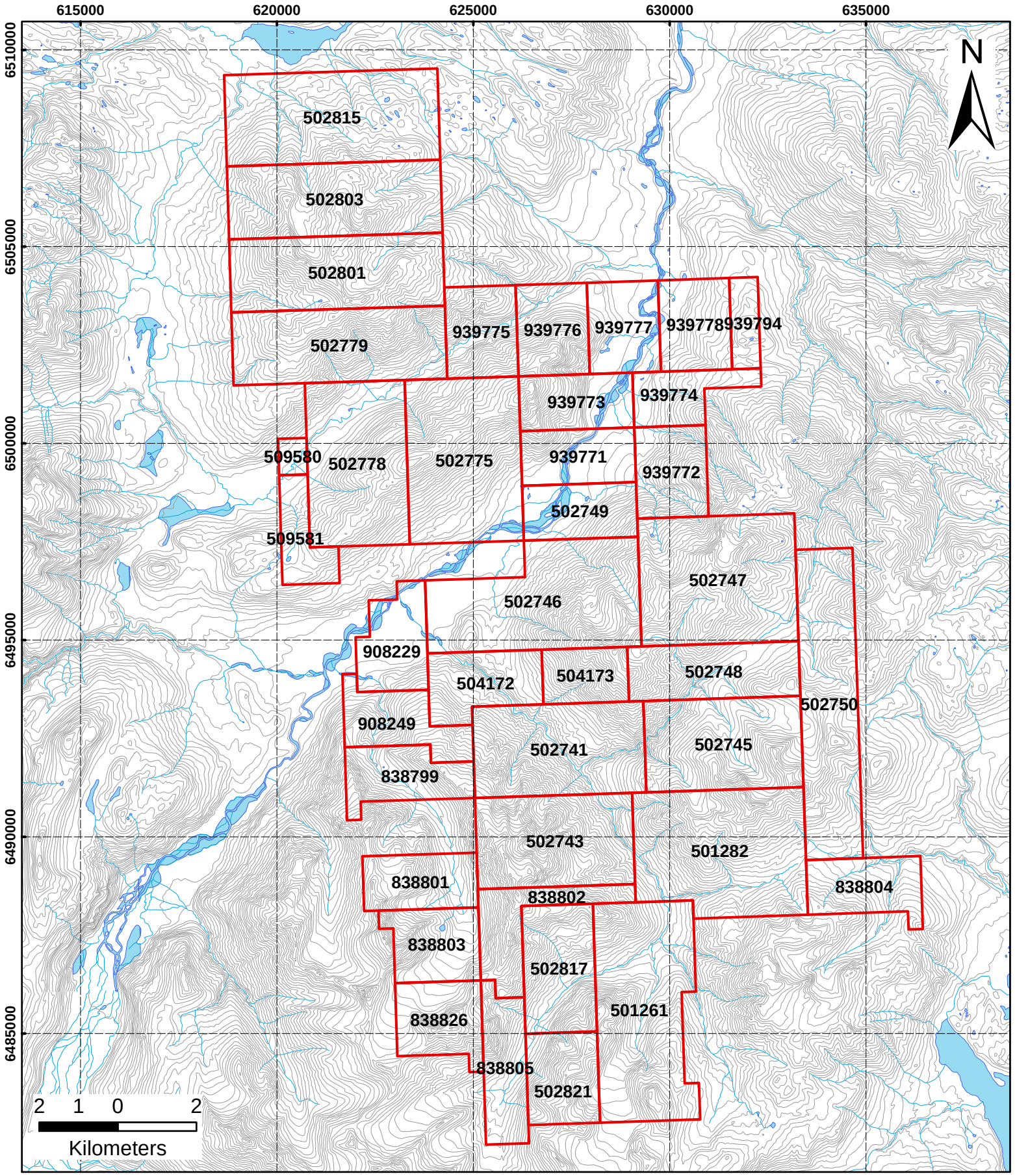

BRIXTON METALS	Mining District: ATLIN	Province: BC	Figure 2
	Scale: 1: 125,000	Date: Jan 2013	
	N.T.S. 104K/10	UTM Zone 8 m NAD 83	

BRIXTON METALS CORPORATION

Thorn Property

TENURE MAP

4.0 ACCESSIBILITY, CLIMATE, LOCAL RESOURCES, INFRASTRUCTURE, PHYSIOGRAPHY

4.1 Accessibility

The Thorn property lies approximately 130 km southeast of Atlin, 120 km northwest of Telegraph Creek and 160 km west of Dease Lake. It is a located within the Coast Range Mountains of northwestern British Columbia.

Access to the Property is mostly by fixed wing aircraft to a 700 m long airstrip at the main Thorn camp. The airstrip lies about 2 km from the intersection of the Sutlahine River and La Jaune Creek. Access to the Oban zone and Amarillo drainage area was by helicopter from the airstrip.

The past-producing Golden Bear Mine is the nearest road access and is located 50 km to the southeast of the property. The road is closed and the condition of the road is unknown.

The majority of the work was completed out of a new (main) camp and airstrip established in early June 2011 located near the junction of La Jaune Creek and the Sutlahine River.

A magnetic declination of 21°50'E was used for all compass measurements. All maps and UTM coordinates are referenced to 1983 North American Datum (NAD-83), Zone 8 metres.

4.2 Local Resources and Infrastructure

The nearest city to the Thorn Property is Whitehorse, which is approximately 230 km northwest and has a wide range of services including superstores, equipment rentals and an international airport with daily flights to Vancouver and Calgary. Atlin, Telegraph Creek and Dease Lake are the nearest towns to the property, each within 120-160 km, and all three have populations under 2,000. These communities provide basic services such as air-support, health units, gas stations, grocery stores and motels.

The Thorn Property is not currently on the BC Hydro grid, however potential does exist for local run-of-river hydro power.

4.3 Physiography and Climate

Located along the North-west coast of British Columbia, the Thorn property is within mountainous terrain. The lower part of the northwesterly flowing La Jaune Creek tributary constitutes the majority of the property. La Jaune Creek flows into the Sutlahine River, which is also a tributary of the Inklin and Taku Rivers. The area is a series of rugged deep canyons that contain glacial till. 12 km north of the Sutlahine River is another section of the property that ranges in elevation from 340 m to over 2100 m. The majority of the high-sulphidation vein systems located east of La Jaune Creek are between 500 and 900 m in elevation and are the main target of the exploration program.

Moderate year round temperatures in the area allow work on the property to begin in May and continue into November. Annual rainfall may be in excess of 200 cm with winter snowfall accumulating up to several metres at high elevations. Forestry in the area is dominated by mature hemlock, spruce and fir trees with patchy areas of devil's club and tag alder. The tree line lies at approximately 1200 m and the majority of the property sits below this line. In 2004 a forest fire burned most of the trees and vegetation in the area.

5.0 HISTORY

Tables 2 and 3 summarize all known exploration work carried out on the ground currently comprising the Thorn property. Table 2 covers work done south of the Sutlahine River and Table 3 covers work done north of the Sutlahine River. The exploration has generally been carried out by different operators and directed at different target types in the two areas.

Table 2: Thorn Exploration Programs South of the Sutlahine River

Program/Zones	Geochemistry	Geophysics	Drilling	Reference
Kennco (1959) A?	silts, rocks			(Barr, 1989)
Julian (1963) A, B, C	300 soils, rocks	Ground: magnetics	4 DDH (EQ): 71m	(Adamson, 1963); BCDM Annual Report (1963, p. 6)
Julian (1964) A, B, C, D, E, F, G, H, I, J, K, L, M, P, Q, Cirque, West	N/A	Ground: IP		(Adamson, 1964)
Julian (1965) A, B, E, F, G, I, P, Q, West	rocks	Ground: IP, magnetics	5 DDH (EQ): 244m	(Adamson, 1965a)
Julian (1965) Cirque	N/A	Ground: IP, magnetics	2 DDH (EQ): 61m 6 DDH (BQ): 828m	(Adamson, 1965b)
American Uranium (1969) B, C, L, M	57 silts, 143 soils, rocks	Ground: magnetics		(Sanguinetti, 1969)
American Uranium (1969) Cirque	300 soils, rocks	Ground: magnetics		(Sanguinetti, 1969)
J.R. Woodcock (1981)	11 silts, 31 rocks			(Woodcock, 1982)
Chevron (1982) Outlaw				(Brown and Shannon, 1982)
Inland Recovery (1983) B, D	37 silts, 435 soils, 5 rocks	Ground: VLF-EM		(Wallis, 1983)
Brixton (2011) Talisker, Oban, I, MP, F, Balvenie, C	23 rocks, 3 soils		21 DDH (NQ2 & NQ): 5,682.37m, 3581 samples	(Awmack, 2011)
Brixton (2012) Oban, Amarillo creek	362 soils, 1 rock	3D IP data inversion, Multispectral Aster data processing	26 DDH (NQ): 5635.92 m, 2518 samples	Current Report
Totals	>3715 soils, >1279 rocks, >286 silts, 9 whole rocks	Ground: magnetics, IP Airborne: EM, magnetics Multispectral aster data	108 DDH: 17,704.29m	

The earliest known work on the Thorn property was carried out by Kennco Explorations (Western) Limited in 1959 during a regional exploration program. Kennco took a Cu-anomalous silt sample from the mouth of Camp Creek and followed it 1000 m upstream, where they took a “37 m chip sample across a silicified zone containing massive pyrite at a fault-controlled contact between chert breccia and volcanic fragmentals which assayed 0.34% Cu, 3.5 oz silver/ton and 0.04 oz gold/ton” (Barr, 1989). It is not clear to which showing this refers, although it was likely the A Zone.

Julian Mining Company, the Canadian arm of Anaconda, staked the Thorn property in 1963. They carried out three field seasons of mapping and prospecting, discovering 17 mineral showings of three main types: quartz-pyrite-tetrahedrite-enargite veins (Zones B, C, D, F, I, L and M); structurally-controlled chalcopyrite-pyrite-quartz±arsenopyrite veins and replacement zones (Zones A, E, G and H) and areas of widespread, low-grade disseminated chalcopyrite (J, P and Cirque Zones). Limited diamond drilling was carried out in 1963 (4 holes; 71 m) and 1965 (4 holes; 179 m) on the A Zone, a quartz-barite-chalcopyrite-pyrite vein immediately south of the Thorn Stock. The best A Zone core intersection graded 2.40% Cu, 201 g/t Ag and 1.4 g/t Au over 2.4 m. The B Zone consisted of six large angular quartz boulders with finely disseminated sulphides which averaged 1.20% Cu, 6.9 g/t Au and 275 g/t Ag. One hole (65 m) was drilled upslope from the boulders in 1965, without intersecting their source. The porphyry-style Cirque Zone, on the current Thorn 3 and 4 claims, was discovered in 1964. Following magnetic, IP and soil geochemical surveys, it was drilled in 1965 (8 holes; 889 m), with the best intersection grading 0.19% Cu and 0.07% MoS_2 over 10.7 m. The remaining zones were evaluated by hand-trenching, chip sampling, limited soil sampling and reconnaissance magnetic and induced polarization survey lines (Adamson, 1963; Adamson, 1964, 1965a, b).

In 1969, American Uranium Limited carried out work on two small claim groups: the Ink, which covered the Thorn enargite-pyrite-tetrahedrite veins near the mouth of Camp Creek and the Lin over the Cirque Zone. Mapping of the Ink claims identified altered quartz-feldspar porphyry of the Thorn Stock to extend at least 2500 m down La Jaune Creek from the mouth of Camp Creek, accompanied by Cu-bearing silt samples. Their best trench assayed 8.6 g/t Au and 312 g/t Ag (with only 0.03% Cu) across 3.7 m of the B Zone. On the Cirque Zone, American Uranium outlined a coincident Cu+Mo soil geochemical anomaly over an area 500 m in diameter (Sanguinetti, 1969).

The Thorn showings were re-staked as the Daisy claims in 1981 by J. R. Woodcock, who carried out limited silt sampling and collected rock samples for geochemical and petrographic analysis (Woodcock, 1982). In 1983, Inland Recovery Group Ltd. acquired the Daisy claims and carried out mapping, soil sampling and VLF-EM surveying near the junction of Camp and La Jaune creeks. The soil grid consisted of an 800 m base-line trending 060° with perpendicular cross-lines spaced 50 m apart and sampled at 25 m intervals. Strong Ag+Au+Cu±Zn soil geochemical anomalies were revealed along Camp Creek and extending 600 m westerly from the B Zone (Wallis, 1983; Woodcock, 1986).

In 1986, Inland Recovery and American Reserve Mining Corp. drilled eight holes from three drill sites within the soil geochemical anomaly extending west from the B Zone. Core was altered and variably mineralized throughout, but only the highest-grade sections were split and analyzed. The best intersection was reported as 2.77 m grading 3.78% Cu, 2.0 g/t Au and 153 g/t Ag, taken from hole 86-6; unsampled intervals within reported sections were assumed to be barren (Woodcock, 1987).

In 1989, the Daisy claims were optioned to Gulf International Minerals who carried out poorly-documented chip sampling of some pyrite-enargite-tetrahedrite showings. No assays are available from this work and the claims were allowed to lapse. International Corona Corporation staked the Stress 1–3 claims adjacent and SW of the Daisy claims and conducted three days of reconnaissance mapping and collected 41 rock samples in 1992 (Rye, 1992).

The Thorn showings were re-staked in 1993 as the Check-mate claim by Clive Aspinall. The following year, he split 31 core samples from the 1986 drilling, commissioned petrographic analysis of six core specimens and a float boulder and re-interpreted the 1986 drill sections (Aspinall, 1994). Kohima Pacific Gold Corporation staked the Stuart 1-3 claims in 1997 and optioned the Check-mate claim in 1998. Kohima discovered the MP Vein near the mouth of Camp Creek; this massive pyrite-enargite vein assayed 6.88% Cu and 179.0 g/t Ag across 0.5 m. An additional 11 core samples were taken from the 1986 drilling and 84 PIMA readings were taken from holes 86-1, 86-3 and 86-6, showing the predominance of illite, pyrophyllite and dickite in altered core (Poliquin and Poliquin, 1998).

Chevron Canada Limited staked the Outlaw 1–4 claims immediately southeast of Woodcock's Daisy claims in 1981. In 1982, Chevron ran soil lines up ridges and over a rough grid at 200 x 100 m spacing, indicating the presence of a strong Au+Ag+As+Sb+Cu+Pb soil geochemical anomaly over an area of 400 x 1,600 m (Brown and Shannon, 1982). The following year, a 50 x 50 m soil grid was sampled over the heart of

the anomaly. Five trenches were blasted across an easterly-trending quartz-arsenopyrite-tourmaline vein, encountering only low gold and silver values (Walton, 1984). In 1985, five more trenches were blasted further east in a zone of intense clay alteration coincident with high As-Sb soil geochemical values, but no data was filed for assessment. In 1987, four holes were drilled along one section from two sites within this clay alteration zone. Drill hole O-5 had the best Au intersection of 8.3 g/t over 0.95 m, with many other assays in the range of 1–3 g/t Au throughout the core. Antimony and arsenic were highly anomalous and could be correlated to stibnite and arsenopyrite in the core (Walton, 1987).

In 1988, Shannon Energy Ltd. optioned the Outlaw property and carried out heavy mineral analysis of talus and silt samples, but no work was filed. Glider Developments Inc. acquired the property in 1991 and laid out 12.4 line-km of soil grid over the heart of Chevron's soil geochemical anomaly. Vuggy quartz-pyrite-galena vein float from a clay alteration zone assayed 22.9 g/t Au (Cann and Lehtinen, 1991).

Rimfire Minerals optioned the Check-mate and Stuart claims in February 2000 and carried out an airborne magnetic/EM geophysical survey in July. Resistivity lows outlined the alteration flanking the high-sulphidation veins and extended them out under till blankets, while 26 weak EM conductors were identified in covered areas near altered porphyry and known veins. Fieldwork later that summer focused on the high-sulphidation veining within the Thorn Stock, resulting in the location and sampling of several previously reported zones and the discovery of two major new veins (Tamdhu and Catto). Soil samples were collected over an area measuring 1,500 x 1,600 m, on 25 x 100 m centres from lines trending 230° across the Thorn Stock. These defined several strong multi-element soil geochemical anomalies, only some of which could be explained by known mineralization. All remaining unsampled core from the 1986 diamond drilling was split and analysed (Awmack, 2000).

In March 2002, First Au Strategies Corp. optioned the Thorn property from Rimfire and conducted two stages of exploration that summer which focused on locating Julian's mineralized zones, following up the 2000 soil geochemical anomalies and drill-testing several high-sulphidation vein systems. Results from the Tamdhu Vein were 1.65 m grading 3.7% Cu, 3.1 g/t Au, 454 g/t Ag; and from the I Zone were 2.3 m grading 3.2 g/t Au and 101 g/t Ag. Prospecting within a soil geochemical anomaly resulted in discovery of the Oban breccia pipe and its matrix-hosted pyrite-sphalerite-boulangerite mineralization. Subsequently, drilling within the Oban revealed pyritic breccia with weakly anomalous As, Pb and Zn, but no sphalerite-boulangerite mineralization was encountered in drill core (Awmack, 2003).

During 2003, Cangold Limited (formerly First Au Strategies) conducted mechanical trenching and drilling of the Oban breccia. Five holes on the Oban Zone intersected significant amounts of pyrite-sphalerite-boulangerite mineralization; the best intersection was 38.6 metres @ 1.22 g/t Au and 188 g/t Ag (Baker, 2004).

During 2004, Cangold conducted two stages of exploration on the Thorn property, interrupted by a forest fire. A preliminary stage of ground geophysics (IP and HLEM) revealed two new linear chargeability zones subparallel to the Camp Creek Corridor, which hosts the F, Tamdhu and MP veins, among others. A variety of geological and geophysical targets were drilled during the second stage. Drilling on the Oban Zone put limits on its extent and significance, but a hole into one of the chargeability anomalies yielded 56.1 metres @ 1.27 g/t Au in the Talisker Zone (Baker, 2005).

The 2005 program by Cangold and Rimfire consisted of further IP coverage to the north of the 2004 survey, initial mapping and sampling of the Windy Table volcanics and further drilling directed at geophysical targets. Of particular note was hole THN05-37, which intersected 4.2 metres @ 4.44 g/t Au, 408 g/t Ag and 2.95% Cu in the Talisker Zone (Baker and Simmons, 2006). In 2005, Adam Simmons completed his M.Sc. thesis on the geology and geochronology of the Thorn property and surrounding area, enhancing understanding of the relative timing of intrusion and exhumation of the Thorn Stock, deposition of the Windy Table volcanics and emplacement of polymetallic mineralization in the Oban breccia pipe and the Thorn high-sulphidation vein systems (Simmons, 2005).

During 2010 Geotech Ltd., on Behalf of Brixton Metals Corporation carried out a helicopter-borne VTEM/magnetic survey over 467.3 line-kilometres of the east-central part of the Thorn property in an attempt to see through the Windy Table rocks. Lines were generally oriented at 140º/320º, with tie-lines at 050º/230º.

Lines were spaced 200 metres apart over most of the survey area but were spaced 100 metres apart over a 1.2 x 5.4 km area encompassing the known extent of the Thorn high-sulphidation vein/alteration corridors and the Oban Breccia zone area. A previously unrecognized, broad conductive zone was located approximately 2,000 metres northwest of the Talisker corridor and parallel to it. It was thought to represent another high sulphidation alteration/veining corridor within the Thorn Stock below its nonconformity with the Windy Table volcanic rocks (Awmack, 2011).

During 2011 Brixton carried out an exploration program consisting in 5,682.37 m of drilling, the collection of 156 soil and 81 rock samples. The most significant intercept of the 2011 drilling program was in hole THN11-60, at Oban breccia that intersected 95.08 m of 628 g/t Ag, 1.71 g/t Au, 3.31% Pb and 2.39% Zn.

Table 3: Thorn Exploration Programs North of the Sutlahine River

Program	Geochemistry	Geophysics	Drilling	Reference
Taku (1969)	silts			(White, 1970)
Taku (1970)		Ground: 64 km magnetics		(White, 1970)
Noranda (1986)	14 silts, 12 talus fines, 22 rocks, 4 panned concentrates			(Reid, 1987)
Cominco (1988)	rocks			(Smith, 1989)
Cominco (1989)	10 silts, 56 soils, 11 rocks			(Smith, 1989)
Solomon (1990)	13 silts, 250 soils, 57 rocks			(Aspinall, 1991)
Omega Gold (1991)	23 silts, 84 soils, 43 rocks			(Chapman, 1991)
Rimfire (2004)	22 silts, 278 soils, 40 rocks			(Simmons, 2004)
Barrick (2005)	silts, soils, rocks			(Mann and Newton, 2006)
Rimfire (2007)	19 rocks			(Duncan, 2008)
Brixton (2011)	2 silts, 156 soils, 81 rocks			(Awmack, 2011)
Totals	90 silts, 12 talus fines, 824 soils, 273 rocks, 4 panned concentrates	Ground: 64 km magnetics		

The earliest recorded work on the Thorn property north of the Sutlahine River was carried out in 1969 by the Taku Syndicate, a 5-company joint venture. No data is available from this program, but White (1970) reported Cu and Mo silt anomalies in creeks “radiating from slopes of the cirque valley”. Taku carried out a ground magnetic survey over this area the following year, distinguishing vertical, northeast-trending magnetic lineations corresponding to magnetic feldspar porphyry dykes.

Noranda carried out a one-day reconnaissance of the same ground in 1986 (Reid, 1987). They reported bleached and silicified zones flanking felsic dykes with maximum values of 70 ppb Au, 13.2 ppm Ag, 1.3% Pb and 6200 ppm As.

Cominco Limited conducted a regional reconnaissance program in 1988. It is not known how many samples and from where sampling was conducted, however a sample of quartz-arsenopyrite vein was collected on the Bryar property (now Tenures 502778, 509580 and 509581), which assayed 17.043 g/t Au (Smith, 1989). The ground was staked in 1989 and Smith (1989) described several thin quartz-arsenopyrite-pyrite veins that were predominantly hosted in quartz-biotite-feldspar porphyry, which itself intruded into and hornfelsed Lower to Middle Jurassic Laberge Group clastic sedimentary rocks. Smith (1989) noted that these veins are less abundant in the sedimentary rocks, but that soil anomalies were recorded outside of the known mineralized gossans.

Solomon staked a package of King claims north of the Sutlahine River in 1990 corresponding to the western half of the Thorn claims and extending westward. They concentrated on two gossans, Zone C in the same cirque where Taku and Noranda did their work and Zone A further north and discovered several narrow polymetallic veins and fault zones (Aspinall, 1991).

In 1991, Omega carried out limited mapping and geochemical sampling on their claim group immediately east of Solomon’s King property (Chapman, 1991).

In 2004, Rimfire carried out reconnaissance mapping and sampling in two areas, discovering gold-bearing silicified vein breccias associated with Late Cretaceous dykes on the broad ridge south of Little Salmon Lake (Simmons, 2004). The following year, Barrick optioned the claims north of the Sutlahine River from Rimfire and evaluated argillic and advanced argillic ASTER targets for their high-sulphidation potential using PIMA and conventional geochemical methods, without much success (Mann and Newton, 2006).

In 2007, Rimfire carried out limited chip and channel sampling to evaluate the vein breccia discovered in 2004 south of Little Salmon Lake, with the best site returning 0.30 g/t Au over 12.0 metres (Duncan, 2008).

5.1 2012 Exploration Program

The 2012 exploration program consisted of drilling, prospecting, soils and rock sampling. The Thorn camp is located near the airstrip about 2 km from the intersection of La Jaune Creek and the Sutlahine River. Air support was provided by a Hughes 500 and a 206 Long Ranger helicopter and Skyvan, Beaver and Cessna fixed wing aircraft were contracted from Atlin, BC and Whitehorse, YT.

Drilling was carried out from mid-June to late October 2012 in a two phase program. A total of 26 NQ core holes were drilled into the Oban breccia zone, for a total of 2,889.67 m and 2,518 core samples were collected and analyzed. Atlas Diamond Drilling was contracted using their Hydracore 2000 drill.

The core recovered from each hole was flown to camp via helicopter, where it was logged for lithology, alteration, mineralization and structure (Appendix D). The core was cut in half using a diamond saw. Half of the core was taken as a sample and submitted to AGAT laboratories of Mississauga, ON (Phase 1 drilling) and ALS Chemex Labs, North Vancouver, B.C. (Phase 2 drilling) and the other half archived in core-boxes in a designated area. Down-hole surveys were conducted using a Reflex EZ Shot at 50 m intervals.

Quality Control and Quality Assurance protocols were designed by Brixton Metals and the analysis was conducted independently by GeoSpark Consulting of Vancouver. Quality control samples were inserted into the sample stream at approximate intervals of one standard, one blank and one duplicate per 20 core samples. They consisted of a blank, standard and duplicate material inserted into the sample stream at varying intervals (Appendix F). The blank samples were composed of red lava rock. The standard material included CDN-ME-18 and CDN-FCM-6 from CDN Resource Laboratories Ltd. of Langley, British Columbia.

Three hundred and sixty two soil and talus samples were collected from the Amarillo creek area and were submitted to Inspectorate's Whitehorse, YT prep-lab. Assay results are attached in Appendix E.2.

Mapping alteration minerals using Multi-spectral ASTER data was acquired and analyzed in 2012 over the Thorn project (Appendix H).

Vancouver Petrographic were contracted to conduct petrology and thin section sample descriptions on six samples from the Oban core from the 2012 drilling (Appendix I).

A constrained 3D-DCIP model was developed on the Oban zone by Mira Geoscience (Appendix G).

Core samples from phase one were analyzed by AGAT Laboratories of Mississauga, ON for Au (fire assay) and 45-element ICP-OES finish (aqua regia digestion). Core samples from phase two were analyzed by ALS Minerals Labs of North Vancouver for Au (fire assay) and 35-element ICP-AES (aqua regia digestion). Rock and soil samples were analyzed by Inspectorate of Richmond, British Columbia for Au (fire assay) and 50-element ICP (aqua regia digestion). Laboratory certificates are attached in Appendices E.1. The independent QA/QC review of the 2012 analytical results is summarized in Appendix F.

5.2 Physical work / Reclamation

An estimated 300 m of airstrip improvements were established for a total of 700 m length. Recovery of old core was conducted. Two complete core stacks (2 holes) were relocated to the Thorn Camp-airstrip and old camp clean-up work was conducted. An estimated total of 58% of 2011 drill pads and 77% of the 2012 drill pads were reclaimed.

6.0 GEOLOGICAL SETTING

6.1 Regional Geology

The Thorn property is underlain by part of the accreted Stikine Terrane comprising mid-Paleozoic and Triassic island arc successions and Late Triassic and Jurassic sedimentary rocks of the Whitehorse Trough. After accretion, bimodal Late Cretaceous to Eocene volcanoplutonic complexes were superimposed on Stikinia and underlie part of the property (Figure 3). The Late Cretaceous rocks form a distinct northwest-trending belt on the eastern margin of the Coast Plutonic Complex (Mihalynuk et al., 2003; Simmons et al., 2005). The most recent regional mapping around the Thorn property was carried out during 1958–60 at a scale of 1:250,000 (Souther, 1971). Mihalynuk et al. (1995) of the BCGS mapped the adjacent 1:50,000 map sheet to the west, providing additional insight into stratigraphic relationships and ages through Ar/Ar and U/Pb geochronology.

Souther (1971) mapped a broad band of Upper Triassic Stuhini Group rocks in the vicinity of the Thorn property, comprising mainly submarine basaltic volcanic rocks with minor volcanic sandstone, wacke and siltstone. It should be noted that on the NTS sheet west of the Thorn, the subaerial portion of Souther's Stuhini Group was reassigned to the Sloko Group by Mihalynuk et al (1995). Souther differentiates a "King Salmon Formation" dominated by well-bedded clastic sedimentary rocks within the Stuhini Group; the formational designation has since been abandoned. During this program sedimentary rocks associated with the Stuhini Group were noted. However it is difficult to correlate units over great distances due to lack of marker horizons and rapid lateral facies variations, deposition on surfaces with major paleotopographic relief and disruption by later faults (Mihalynuk, 1999).

The upper Stuhini Group is characterized by Upper Triassic limestone and lesser sandstone, argillite and chert of the Sinwa Formation. The Sinwa Formation, in turn, is disconformably overlain by the Lower to Middle Jurassic clastic sedimentary rocks of the Laberge Group (Mihalynuk, 1999; Mihalynuk et al., 1995; Mihalynuk et al., 1994; Simmons et al., 2005). Souther subdivided the Laberge Group into coarse clastic rocks of a near-shore facies (Takwahoni Formation) and finer clastic rocks of an off-shore facies (Inklin Formation).

During the Upper Jurassic, the northwesterly-trending King Salmon Fault was active and disrupted the Sinwa Formation, thrusting it southward over the Laberge Group. South of the King Salmon Fault, this was accompanied by formation of broad, symmetrical, northwesterly-trending folds, many of which are doubly plunging. Near Atlin, (Mihalynuk, 1999) pins the age of accretion of Stikinia and deformation prior to 175 Ma (Mid Jurassic), where undeformed Fourth of July suite intrusive rocks (dated at ca. 175 Ma) intrude deformed Laberge Group clastic sedimentary rocks. On the Thorn property, Jurassic rhyodacite dykes dated at 168.1±0.7 Ma (Simmons, 2005) intrude Stuhini Group clastic sedimentary rocks at the Outlaw showing.

Souther mapped a series of high-level, multiphase Late Cretaceous quartz monzonite, diorite and granite stocks and plutons and quartz-feldspar porphyry intrusions in a northwesterly-trending band through the Thorn property. This belt can be traced from as far north as the Tagish Lake area (Mihalynuk, 1999) to the Golden Bear Mine area to the southeast (Oliver, 1996; Simmons et al., 2005). More recent geochronology data (Mihalynuk et al., 2003; Simmons, 2005; Simmons et al., 2004) have shown that two distinct magmatic events occurred. An older event of largely tholeiitic diorite porphyry intrusions has been dated by Mihalynuk (2003); examples of these are found at the Thorn property (93.3±2.4 Ma) and the Red Cap porphyry (87.3±0.9 Ma) to the northwest. These intrusions are aphanitic to fine-grained and are commonly porphyritic, with feldspar, quartz and biotite phenocrysts. A later magmatic event is defined by 81–85 Ma subaerial volcanic rocks and co-magmatic intrusive rocks. A weakly welded crystal tuff sampled directly above the nonconformity on the Thorn Property yielded an age of 84.7±0.8 Ma (Simmons et al., 2005) and marks the onset of the later magmatic event. Intrusive rocks of this age are typically more calc-alkaline, biotite and hornblende bearing equigranular monzonites to granodiorites. Souther (1971) originally mapped the products of this later magmatic event as Tertiary Sloko Group rocks but they are now assigned to the Windy Table Suite (Mihalynuk, 1999).

The only known Tertiary Sloko Group rock near the Thorn Property was collected near Lisadele Lake to the northwest. This rock is characterized as a quartz, feldspar, biotite porphyritic intrusive rock similar to the 93.3 Ma Thorn Stock. Simmons et al. (2005) dated this rock and reported an age of 55.3±0.9 Ma. Several bodies of similar looking intrusive rock crop out along this belt, making it very difficult to distinguish between Sloko and Late Cretaceous intrusive rocks in the field.

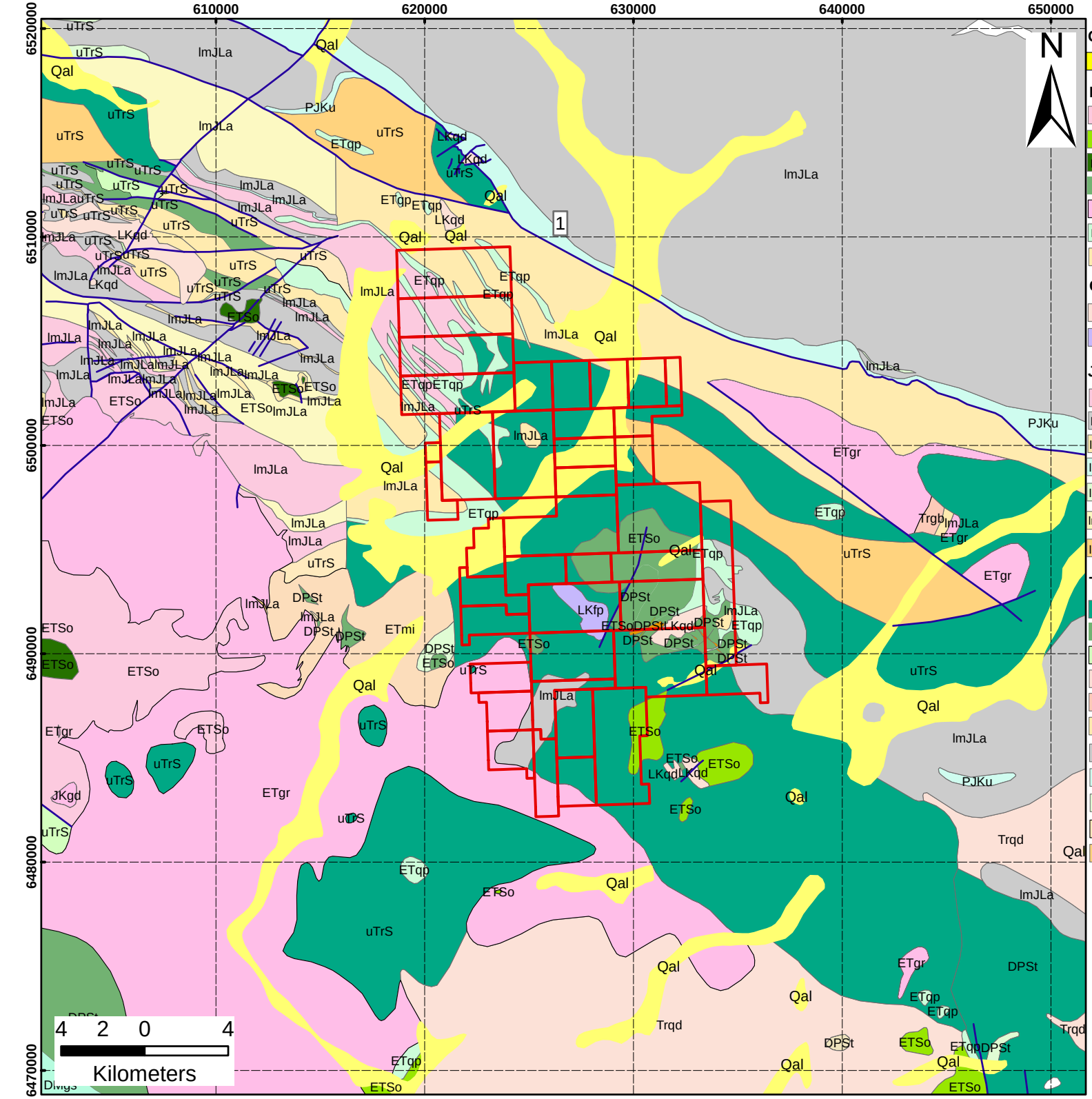

Legend

Quaternary

- Qal — Alluvium and glacial deposits

Paleogene

- ETSo — andesitic volcanic rocks
- ETSo — rhyolite, felsic volcanic rocks
- ETSo — pyroclastic volcanic rocks
- ETSo — volcaniclastic rocks
- ETgr — granite, alkali feldspar granite intrusive rocks
- ETqp — high level quartz phyric, felsitic intrusive rocks
- ETSo — conglomerate, coarse clastic sedimentary rocks

Cretaceous

- LKqd — quartz dioritic intrusive rocks
- LKfp — feldspar porphyritic intrusive rocks

Jurasic

- lmJLa — andesitic volcanic rocks
- lmJLa — argillite, greywacke, wacke, conglomerate turbidites
- lmJLa — conglomerate, coarse clastic sedimentary rocks
- lmJLa — limestone bioherm/reef
- lmJLa — limestone, marble, calcareous sedimentary rocks
- lmJLa — mudstone, siltstone, shale fine clastic sedimentary rocks
- lmJLa — undivided sedimentary rocks

Triasic

- uTrS — Stuhini Group undivided volcanic rocks
- uTrS — volcaniclastic rocks
- uTrS — basaltic volcanic rocks
- Trqd — quartz dioritic intrusive rocks
- Trgb — gabbroic to dioritic intrusive rocks
- uTrS — conglomerate, coarse clastic sedimentary rocks
- uTrS — argillite, greywacke, wacke, conglomerate turbidites
- PJKu — limestone bioherm/reef
- uTrS — limestone, marble, calcareous sedimentary rocks
- uTrS — marine sedimentary and volcanic rocks
- uTrS — undivided sedimentary rocks

Geology from BCGS

BRIXTON METALS CORPORATION

Thorn Property

REGIONAL GEOLOGY

BRIXTON METALS	Mining District: ATLIN	Province: BC	Figure 3
	Scale: 1: 250,000	Date: Jan 2013	
	N.T.S. 104K/10	UTM Zone 8 m NAD 83	

6.2 Geochronology

As part of his M.Sc. research project focused on the Thorn property, Adam Simmons dated several plutonic, volcanic and altered rocks from the Thorn Property (Simmons, 2005). Some earlier geochronological data are reported from Mihalynuk et al. (2003).

6.2.1 U/Pb Dating of Zircons from Plutonic and Volcanic Rocks

The oldest age determination from the Thorn property was a U/Pb age of 168.1±0.7 Ma for a rhyolite dyke at the Outlaw zone. This is interpreted as the crystallization age and is likely correlative with the Fourth of July Suite of intrusions described by Mihalynuk (1999) in the Atlin area.

Much of the Thorn Property is underlain by Cretaceous plutonic and volcanic rocks that span an age range of ca. 94 to 81 Ma and generally fall into two age groups (between the older and younger magmatic stages). The 93.3±2.4 Ma (Mihalynuk et al., 2003) Thorn Stock is the oldest of the Cretaceous rocks located on the Thorn Property and representative of the Thorn Suite of intrusive rocks. The 87.3±1.0 Ma (Simmons, 2005) SOC Stock also belongs to the Thorn Suite of intrusions. The second magmatic stage is recorded by voluminous subaerial volcanic rocks that range in age from 85.5±0.7 Ma at the base in Amarillo Creek, to 80.8+3.6/-4.9 Ma near the upper part of the Windy Table volcanic strata (Simmons, 2005). Sample 4AS9b (85.5±0.7 Ma) (Simmons, 2005) is a dacitic crystal tuff, which directly overlies a basal conglomerate on top of the Thorn Stock, and is thought to represent the onset of Windy Table volcanism at the Thorn Property. The 82.2±0.5 Ma Cirque Stock and the 82.0±0.9 Ma Outlaw Granodiorite are co-magmatic with this period of volcanism (Simmons, 2005).

6.2.2 Ar/Ar Dating of Sericite

Five $^{40}Ar/^{39}Ar$ ages have been obtained for hydrothermal sericite on the Thorn property. An age of 91.0±1.0 Ma (Mihalynuk et al., 2003) was yielded from the most sericitized portion of unspecified 1986 B Zone drill core. A similar age of 90.97±0.91 Ma (Simmons, 2005) was obtained from sericite in unmineralized Thorn Stock suggesting that possibly the widespread sericitization of the Thorn Stock occurred at this time possibly coeval with B Zone mineralization. Sericite from Oban mineralization yields two distinct ages of 87.72±0.59 Ma from sericite veins which cross-cut crustiform sulphide mineralization and 89.45±0.5 Ma from sericite which is part of the crustiform assemblage (Simmons, 2005). Outlaw Zone sericite yields 84.8±0.5 Ma and high sulphidation-style vein sericite from the D-Zone vein yielded an age of 79.3±1.4 Ma. These ages point towards multiple mineralization events over a ca. 12 Ma period (Simmons, 2005).

6.3 Property Geology

The Thorn property geology is summarized in Figures 4 and 5, which have been compiled from Adamson (1965b), Walton (1984), Evans (1991), Awmack (2000, 2003), Baker (2004, 2005), Baker and Simmons (2006) and new mapping from 2011. The Thorn property covers a Cretaceous magmatic/volcanic centre that was superimposed upon Triassic–Jurassic accreted marine sedimentary and volcanic rocks.

6.3.1 Lithologic Units

Table 4 summarizes the characteristics of rock units on the Thorn property which are discussed below.

Table 4: Thorn Lithologic Units

LATE CRETACEOUS OR TERTIARY

KTIN – INTRUSIVE DYKES, SILLS AND STOCKS

- $KTIN_1$ Rhyolite dykes and sills: aphanitic or feldspar+quartz-phyric
- $KTIN_2$ Basalt/andesite dykes: fine-grained, dark green to brown, weakly magnetic, aphyric or feldspar-phyric, calcite amygdules common
- $KTIN_3$ Hornblende lamprophyre dykes

LATE CRETACEOUS

Windy Table Suite Volcanic and Plutonic Rocks (ca. 81-85 Ma)

- uKSV Undivided subaerial volcanic rock
- $uKSV_1$ Dacitic/andesitic tuff, lapilli tuff and block tuff: Maroon to grey-brown, matrix-supported
- $uKSV_2$ Rhyolitic tuff and agglomerate
- $uKSV_3$ Rhyolite
- $uKSV_4$ Andesite
- $uKSV_5$ Basalt
- $uKSV_6$ Ash tuff
- $uKIN_1$ Biotite-hornblende granodiorite: fine- to coarse-grained, local miarolitic cavities
- $uKIN_2$ Monzonite and diorite

Thorn Suite Intrusive Rocks (ca. 87 – 93 Ma)

uKBX – BRECCIA PIPE (formation between 88 and 93 Ma)

- $uKBX_1$ Magmatic-hydrothermal breccia: fragments dominantly of uKPO but with fewer fragments of other porphyritic lithologies, rhyolite dykes, massive pyrite, pale blue chalcedony, foliated Stuhini(?) andesite, rebrecciated breccia matrix and rare wood fragments; typically fragment-supported, fragments angular to rounded up to >1 m diameter, weakly chlorite and sericite-altered
- $uKBX_2$ Equivalent to $uKBX_1$ but moderately to strongly sericite-altered with 1–3% disseminated pyrite; some alteration pre-dates brecciation
- $uKBX_3$ Mottled, matrix-rich breccia: 5-20%, angular to sub-rounded, pebble-sized fragments in a fine-grained groundmass locally characterized by abundant feldspar ± biotite phenocrysts; 1–2% pyrite; weakly to strongly sericite-altered
- $uKBX_4$ Crackle breccia: uKPO with abundant thin fractures, locally grades into $uKBX_2$

uKPO – DIORITE PORPHYRY (93 Ma)

- $uKPO_1$ Coarse-grained feldspar-quartz-biotite porphyry: 15–40% anhedral 1–5mm feldspar, 15–30% euhedral equant 3-6mm glassy quartz and 5–15% euhedral equant 3–6mm biotite phenocrysts
- $uKPO_2$ Fine-grained feldspar-quartz-biotite porphyry: 30% anhedral 0.5–2mm feldspar, 0–5% subhedral 2–4mm quartz and 5% euhedral equant 4mm biotite phenocrysts
- $uKPO_3$ Coarse-grained feldspar-quartz-biotite porphyry; strongly fractured and faulted with moderate to strong sericite±clay alteration

LOWER TO MIDDLE JURASSIC

Laberge Group – Takwahoni Formation

lJTF – CLASTIC SEDIMENTARY ROCK

lJIN – INTRUSIVE DYKES, SILLS AND STOCKS

- IJIN – Rhyolite dykes and sills

UPPER TRIASSIC

Sinwa Formation

uTSF – LIMESTONE AND LESSER CLASTIC ROCK

- $uTSF_1$ Limestone
- $uTSF_2$ Argillite

Stuhini Group

uTMV – MAFIC VOLCANIC ROCK

- $uTMV_1$ Pillow basalt

$uTMV_2$ Andesitic lapilli tuff
$uTMV_3$ Massive andesite: dark green, aphyric, aphanitic to fine-grained
$uTMV_4$ Feldspar-augite porphyry: dark green, fine- to medium-grained, sparse <1mm feldspar and augite phenocrysts

uTMS – MARINE SEDIMENTARY ROCK

$uTMS_1$ Interbedded siltstone and wacke: well-bedded
$uTMS_2$ Argillite
$uTMS_3$ Limestone

The northern end of the claim block on the north side of the Sutlahine River comprises Stuhini Group mafic volcanic rocks and marine sedimentary rocks, along with minor Laberge Group coarse clastic sedimentary rocks. These units appear to have a steep to vertical dip and strike northwesterly, although this orientation is equivocal given the very coarse nature of the sediments. These units have been intruded by medium- to fine-grained feldspar-hornblende-phyric porphyry bodies that resemble the Thorn Stock and are interpreted as belonging to the same Cretaceous magmatic event.

The central part of the Thorn claim block comprises Stuhini Group mafic volcanic rocks and marine sedimentary rocks along the southern and southwestern part (Figures 4 and 5). In the vicinity of La Jaune Creek, this package trends northwesterly and dips moderately to the northeast. A package of Laberge Group clastic sedimentary rocks crops out along the eastern margin of the block. Late Cretaceous magmatism resulted in a package of Windy Table subaerial volcanic rocks that underlie most of the northeastern half of the property and four intrusive bodies that generally intruded along the southern contact of the volcanic package (Thorn Stock, Cirque Monzonite, Son of Cirque Stock and the Bungee monzonite–granodiorite). In detail this magmatism occurred during two main events that are divided into the Windy Table and Thorn Suites (see geochronology). Within Amarillo Creek, the contact between the Thorn Stock and the Windy Table suite is characterized by a nonconformity where stratified boulder conglomerate lies directly on plutonic rock of the Thorn Stock (Simmons, 2005).

6.3.2 Structure

The general trend of structure regionally is in a Northwest direction. Locally structures have been identified as trending northeast, northwest and north-south (Figure 5). A high degree of cross faulting is apparent (Figure 5) in the area of the I zone. The western margin of Thorn Stock which is central to the property is fault bound and exhibits local margin inclination attributed to steep faulting, northwest trending La Jaune Fault. Simmons 2005, postulated that the La Jaune fault was a feeder fault system on the property. A high degree of cross faulting is apparent (Figure 5) in the area of the I zone. The Lagavulin vein-structures cross-cut the northeast trending vein sets of Camp creek and the Talisker zone.

Along the Camp Creek Corridor, a set of parallel northeast trending structures of mineralized veins spanning from La Jaune Creek to the edge of F Zone exist. The Camp Creek Corridor is locally cross-cut by the Lagavulin vein (020°) for some 2,000 m (Figure 5).

6.3.3 Alteration

The main area of alteration is sericite and clays centered around old camp creek and La Jaune creek for an area 2 km by 3 km. The Amarillo Creek alteration is a 3 km x 1 km area dominated by alunite-illite-kaolinte alteration (Aster data).

The Oban breccia (Figures 4 and 5, map unit uKBX) is heterogeneously altered and locally contains fragments that have variable degrees of sericite-clay-ankerite alteration. The dominance of inner pyrophyllite-diaspore-dickite-rutile-alanite alteration, as well as the presence of local tin-bearing minerals (Simmons, 2004), indicates an initially hot, acidic hydrothermal system, on the order of 250°C or greater (Henley and Ellis, 1983; Hedenquist et al., 2000). An outward decreasing temperature and acidity gradient observed for this system is evident in the presence of the outer zones of illite-smectite-chlorite-sericite alteration which favors lower temperatures of formation (~200°C) as well as more neutral pH fluid conditions.

Petrography of Oban breccia fragments showed ankerite alteration is widespread. Latitic to dacitic breccias yielded alteration assemblages of: sericite and muscovite dominating groundmass and phenocrystic plagioclase and biotite phases, respectively. These alteration assemblages are associated with intergrown and compositionally banded massive sulphide composed of pyrite as well as sphalerite, ankerite, chalcopyrite and galena.

7.0 MINERALIZATION

Mineralization of several styles, including skarn, porphyry, vein and breccia have been reported on the Thorn property (Baker and Simmons, 2006). The Camp creek veins are generally silver-copper-gold rich associated with pyrite-enargite.

7.1 Oban

Mineralization within the Oban breccia zone occurs as semi-massive and up to massive sulphide breccia matrix, disseminated, veinlet to crackle style breccia. The dominant minerals are pyrite, sphalerite, tetrahedrite/tennantite, Pb-sulfosalts (boulangerite), galena and chalcopyrite. These minerals form layered rims around breccia fragments (Figure 4a). The dominant fragments are Thorn Stock (Diorite porphyry). The nature of the mineralization appears to be sub-vertical to sub-horizontal and locally structurally controlled with evidence in core by slickensides and carbonate alteration (ankerite).

Bonanza grades of 265 g/t Au and 631 g/t Ag were returned from 2004 sample 626650 (Figure 4b). This sample is from a sub-rounded float boulder of coarse crystalline, white-grey barite and lesser clear quartz with 1% pyrite, 1% tetrahedrite and traces of visible gold. This vein was hosted by a medium-grained, feldspar-phyric porphyritic rock that is strongly sericitized.

7.2 Amarillo Creek

Bonanza grades were discovered by Cangold-Rimfire in 2004, sample 626650 including 265 g/t Au and 631 g/t Ag. This sample is from a sub-rounded float boulder of coarse crystalline, white-grey barite and lesser clear quartz with 1% pyrite, 1% tetrahedrite and traces of visible gold. This vein was hosted by a medium-grained, feldspar-phyric porphyritic wallrock that is strongly sericitized.

Table 5: Amarillo Creek Float

Sample Number	Year	Width (m)	Au (ppb)	Ag (ppm)	As (ppm)	Cu (ppm)	Pb (ppm)	Sb (ppm)	Zn (ppm)
626650	2004	Float	265g/t	631	7	52	2330	40	9
378704	2005	Float	250g/t	506	10	23	2040	41	6
378958	2005	Float	2.19g/t	46.2	594	385	3180	64	538

During the 2012 program, Brixton collected 362 soils and 1 rock sample from the Amarillo Creek drainage area. The analytical results of the soils are presented in section 9.1 Soil Geochemistry. The soil sampling identified a northeast trending anomaly of Ag-Au-Zn-Pb (figure 11a-d). The soil anomaly in part overlaps with the northeast trending alanite-illite-kaolinte alteration from ASTER data.

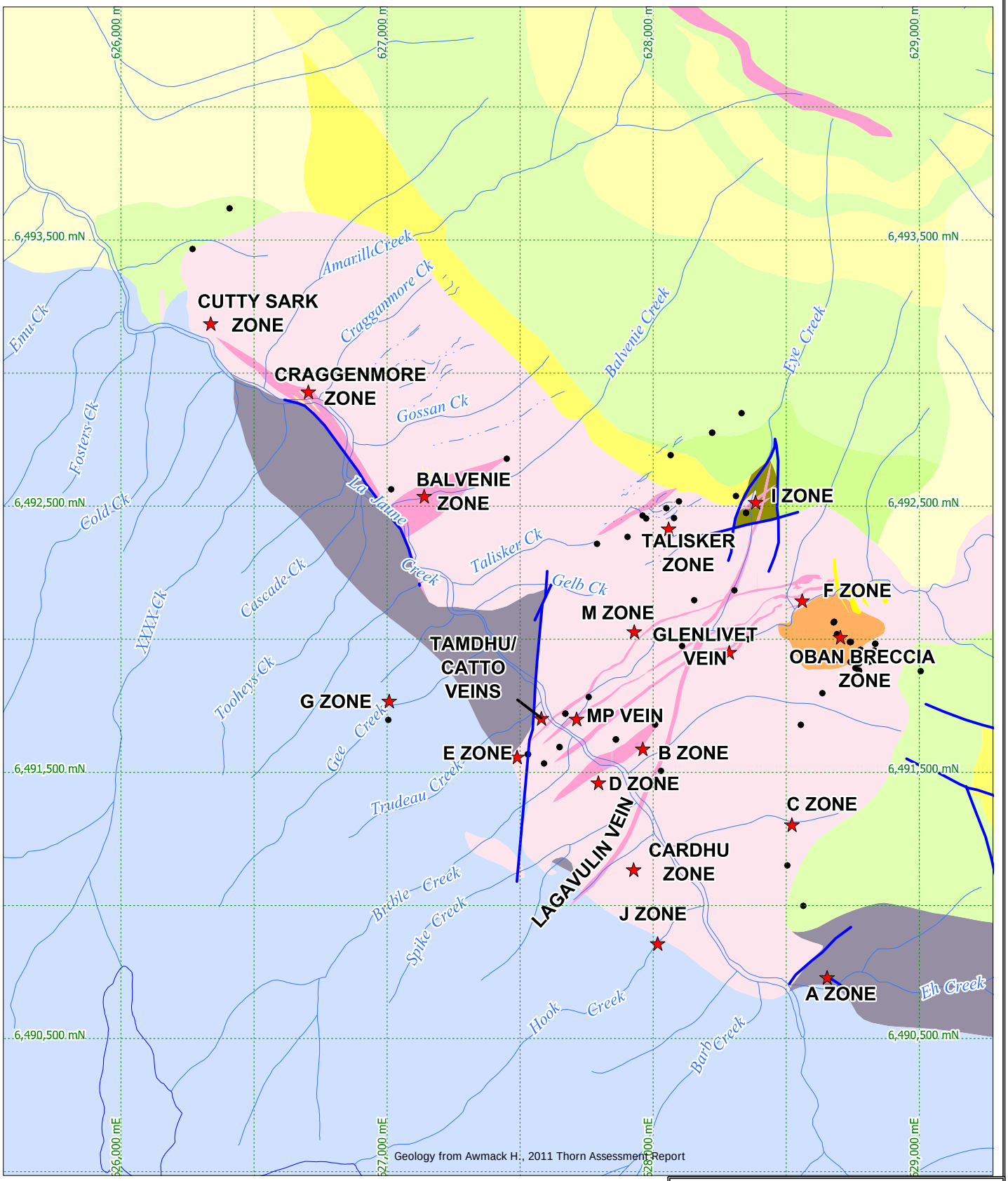

● Drill Hole

1 km

Lithological Legend as for Figure 5

BRIXTON METALS CORP.

THORN PROPERTY

Mineralized Zones

Date: JAN 2013	Scale: 1:20,000	Figure 4
U.T.M. Zone UTM 8 - NAD83	Mining District ATLIN	
N.T.S. 104K/07,10	State/Province BC	

Figure 4a: Oban Breccia Core THN12-67 (22.0m to 23.0m: 1100 g/t Ag, 2.72 g/t Au, 7.8%Pb and 2.0% Zn)



Figure 4b: Amarillo Creek Float Boulder (2004)



8.0 2012 DIAMOND DRILLING

8.1 2012 Phase 1 drilling

Drilling at the Thorn project during 2012 was conducted at the Oban breccia zone in two phases. The phase one drilling was conducted during June and July and phase two drilling was conducted during September and October.

A total of 1,151.25 m were drilled in 13 NQ diamond drill holes. The depth of the holes ranged from 30.49 m to 153.31 m. The objectives of this program were to confirm the results from the 2011 hole THN11-60 discovery. Hole THN11-60, from surface intersected 95.08 m of 628.30 g/t Ag, 1.71 g/t Au, 3.31% Pb, 2.39% Zn and 0.12% Cu. All 13 drill holes from phase one encountered mineralization.

Table 6: 2012 Phase 1 Diamond Drilling Survey Data

Hole ID	Easting	Northing	Elevation(m)	Azimuth	Dip	Depth(m)
THN12-62	628772.96	6491882.23	920.10	20	-55	100.89
THN12-63	628772.95	6491882.23	920.11	20	-70	153.31
THN12-64	628797.43	6491938.07	917.57	230	-55	102.11
THN12-65	628797.87	6491938.77	917.56	0	-90	151.18
THN12-66	628801.57	6491937.98	918.20	150	-70	84.43
THN12-67	628801.60	6491937.98	918.18	150	-45	44.81
THN12-68	628803.80	6491940.22	918.17	90	-70	50.9
THN12-69	628803.83	6491940.13	918.23	90	-45	47.55
THN12-70	628801.53	6491942.57	916.86	55	-70	30.49
THN12-71	628810.19	6491919.75	930.19	320	-50	68.28
THN12-72	628810.48	6491919.52	930.26	330	-60	110.95
THN12-73	628811.25	6491920.22	930.45	0	-50	104.85
THN12-74	628809.24	6491919.04	930.14	290	-50	101.5
						1151.25

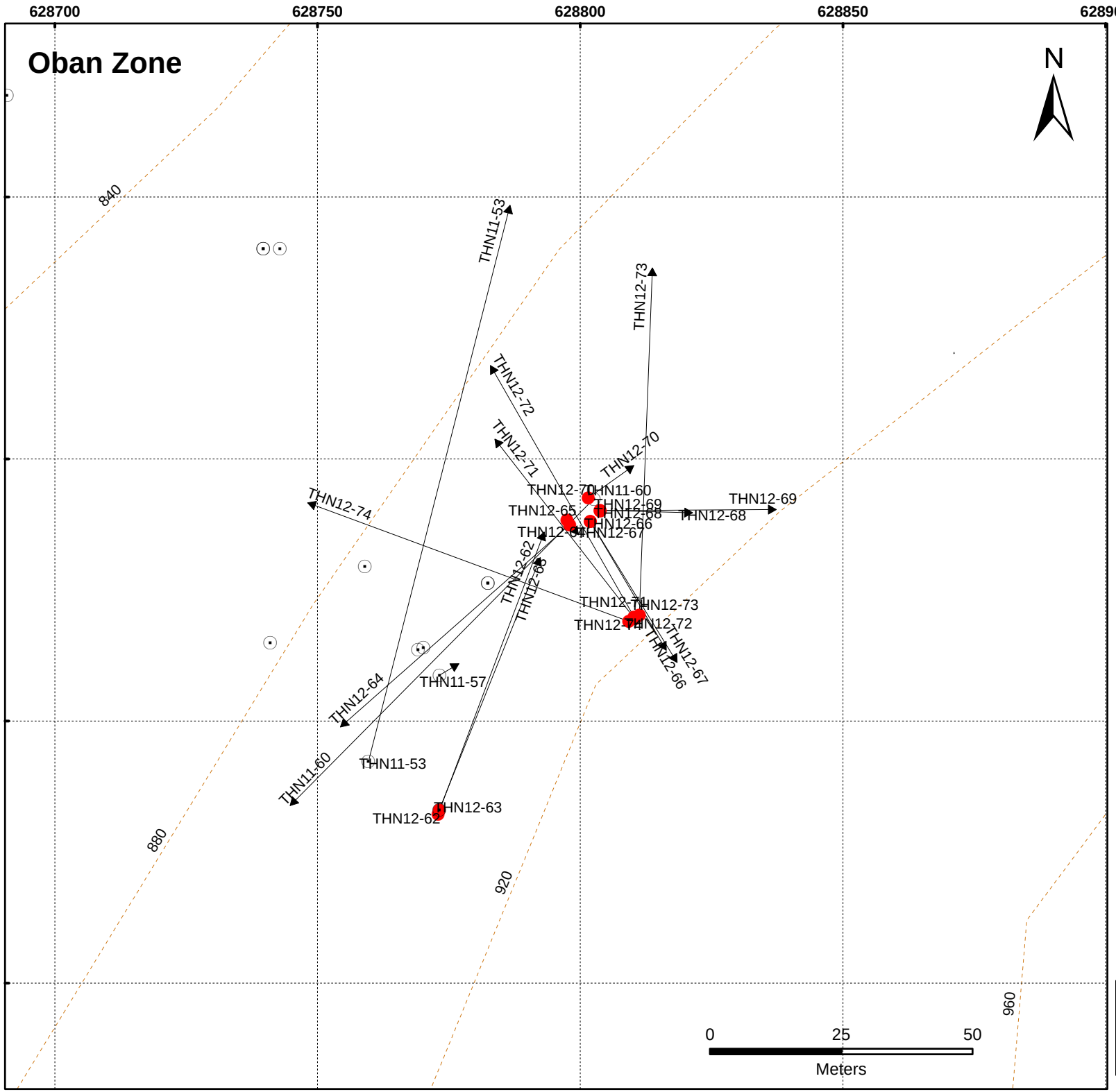

Legend

- 2012 Phase 1 Drillhole
- Historic Drillhole
- Drill trace
- Topo Contour

BRIXTON METALS CORPORATION

Thorn Property

2012 Phase 1
Drillhole Locations Map

BRIXTON METALS	Mining District: ATLIN	Province: BC	Figure 6
	Scale: 1: 1,000	Date: Jan 2013	
	N.T.S. 104K/10	UTM Zone 8 m NAD 83	

8.1.1 Summary of Drill Results

Table 7: Phase 1 Significant Drill Intersections

Hole ID	From (metre)	To (metre)	Interval (metre)	Gold g/t	Silver g/t	Copper %	Lead %	Zinc %	AuEq g/t	AgEq g/t
THN12-62	52.50	94.50	42.00	1.42	181.88	0.04	0.84	1.44	5.94	329.54
including	66.50	90.50	24.00	1.91	219.62	0.05	1.15	1.86	7.47	414.47
THN12-63	67.48	148.00	80.52	0.94	140.16	0.14	1.09	1.49	5.05	279.92
including	80.50	96.50	16.00	1.85	192.35	0.05	1.74	1.24	6.94	384.62
including	108.50	121.50	13.00	1.63	402.15	0.13	2.96	3.31	12.31	682.52
THN12-64	6.10	19.00	12.90	1.25	254.67	0.08	1.25	0.54	6.90	382.50
THN12-64	69.50	71.50	2.00	1.70	295.50	0.02	0.83	1.10	8.02	444.99
THN12-65	6.10	90.00	83.90	1.03	161.81	0.03	1.29	1.49	5.41	300.25
including	6.10	19.00	12.90	1.72	512.66	0.09	4.24	1.54	14.05	779.26
THN12-66	3.05	36.00	32.95	1.35	138.50	0.08	0.75	0.29	4.54	251.87
THN12-67	2.43	26.00	23.57	0.88	171.21	0.15	0.94	0.31	4.91	272.09
including	9.00	24.00	15.00	1.15	245.74	0.22	1.43	0.43	6.97	386.47
THN12-68	3.05	41.00	37.95	1.36	83.52	0.04	0.38	0.70	3.49	193.43
including	3.05	23.00	19.95	2.10	125.85	0.06	0.62	1.09	5.35	296.76
THN12-69	3.04	20.00	16.96	1.43	97.90	0.04	0.27	0.49	3.66	203.02
THN12-70	6.10	30.49	24.39	1.05	60.53	0.02	0.33	0.72	2.71	150.30
including	6.10	17.00	10.90	1.65	98.32	0.03	0.57	1.03	4.30	238.48
THN12-71	9.14	68.28	59.14	0.63	127.11	0.05	0.58	0.83	3.72	206.51
including	25.50	38.50	13.00	1.15	192.26	0.06	1.04	0.98	5.75	318.98
THN12-72	6.10	110.95	104.85	1.10	88.01	0.11	0.24	0.63	3.35	185.85
including	22.00	75.00	53.00	1.57	126.54	0.13	0.37	1.09	4.84	268.36
THN12-73	6.10	90.00	83.90	0.94	105.27	0.03	0.47	0.47	3.38	187.35
including	6.10	40.00	33.90	1.73	145.67	0.05	0.82	0.44	5.08	281.94
THN12-74	6.10	40.00	33.90	0.57	64.95	0.02	0.10	0.15	1.90	105.52
including	20.00	30.00	10.00	1.32	122.08	0.04	0.09	0.14	3.71	205.72
THN12-74	58.00	101.50	43.50	0.27	167.35	0.02	0.48	0.31	3.72	206.13

Silver equivalent (AgEq) values were calculated using $1,088 per ounce of gold, $19.62 per ounce of silver, $3.20 per pound for copper $0.80 per pound of lead, $0.80 per pound of zinc, all with 100% metal recoveries assumed.

AgEq = Ag g/t + (Au g/t x 34.98/0.63) + (Pb% x 17.64/0.63) + (Zn% x 17.64/0.63) + (Cu% x 70.55/0.63)

THN12-62 (Figure 7a) passed from weakly altered Thorn Stock at 11.45 m into ~90 m of variably altered and mineralized Oban Breccia with the exception of one 2.66 m basaltic dyke at 23.6 m. A mineralized zone was intercepted from 52.50 m to 94.50 m and contained disseminated to semi-massive pyrite and sulphosalts along with rare calcite veinlettes, which graded 1.42 g/t Au, 181.88 g/t Ag, 0.84% Pb and 1.44% Zn. Included in this interval was a 24.00 m section of 1.91 g/t Au and 219.62 g/t Ag which began at 66.50 m. Between 88.21 m and 91.75 m the core was broken and rubble with oxidation present. Towards the end of the hole, from 91.75 m to 93.20 m, weakly altered porphyry intersected either the Thorn Stock or a mega-fragment of it.

THN12-63 (Figure 7b) was drilled on the same orientation as THN12-62. It alternated between Thorn Stock, Oban Breccia and Basaltic Dyke from 4.57 m to 67.49 m at which point only Oban Breccia was present to the end of the hole. Thorn Stock contained occasional veinlettes of pyrite and sulphosalts along with disseminated mineralization. Grades from 67.48 m to 148.00 m included 0.94 g/t Au, 140.16 g/t Ag, 1.09% Pb and 1.49% Zn. Semi-massive tetrahedrite-pyrite-sphalerite and sulphosalts were present between 79.66 m and 128.93 m as matrix infill separated by mottled Thorn Stock fragments and included a 16.00 m grading of 1.85 g/t Au and 192.35 g/t Ag at 80.50 m and another 13.00 m intercept of 1.63 g/t Au, 402.15 g/t Ag, 2.96% Pb and 3.31% Zn at 108.50 m. Also present between 135.03 m and 138.0 m was a high-grade zone of tetrahedrite-pyrite-sphalerite-chalcopyrite and sulphosalts rimming breccia fragments.

THN12-64 (Figure 7c) From 6.10 to 19.00 m graded 1.25 g/t Au and 254.67 g/t Ag and it was mostly broken core and clay like material with semi massive mineralization. 1 m – 2 m fragments of Thorn Stock were present throughout the breccia along with matrix infill of pyrite-tetrahedrite-sulphosalts. Pyrite and suphosalts were also found disseminated and as occasional veinlets. A 2.00 m interval of 1.70 g/t Au and 295.50 g/t Ag was intercepted at 69.50 m. Beginning at 91.5 m no core samples were taken to the end of the hole, Thorn Stock was intercepted and mineralization significantly decreased.

THN12-65 (Figure 7d) drilled on the same pad as THN12-64, but drilled vertical also encountered broken Oban Breccia and clay like material at surface to 19.0 m with grades of 1.72 g/t Au, 512.66 g/t Ag, 4.24% Pb and 1.54% Zn. Core was a mix of Oban and Crackle Breccia with strongly altered Thorn Stock fragments which contain sulphide stringers. Sections of semi-massive to massive breccia matrix infill of interlayered pyrite-tetrahedrite-sphalerite-sulphosalts and galena phases are presentBetween 6.10 m to 90.00 m (83.9 m) returned 1.03 g/t Au, 161.81 g/t Ag, 1.29% Pb and 1.49% Zn.

THN12-66 (Figure 7e) with a 32.95 m intercept averaging 1.35 g/t Au and 138.50 g/t Ag. Alternating Oban and Crackle breccia with fragments of altered Thorn Stock. Three styles of mineralization were present: locally semi-massive matrix infill of pyrite-spahlerite-sulphosalts and tetrahedrite. Crackle Breccia included veinlettes and disseminated suphides. At 47.48 m a ~3 m basaltic dyke is present which intersects Thorn Stock at a 30 degree angle to core axis. To the end of hole was less mineralized Thorn Stock with the exception of one more Basaltic dyke from 75.22 m to 79.85 m.

THN12-67 (Figure 7f) was collard in the same direction as THN12-66 on a shallower angle. As expected, mineralization was found at surface with grading of 0.88 g/t Au, 171.21 g/t Ag and 0.94% Pb from 2.43 m to 26.00 m including a 15.00 m interval from 9.00 m to 24.00 m of 1.15 g/t Au, 245.74 g/t Ag and 1.43% Pb. The hole is mostly strongly altered Oban Breccia with phasing in and out of semi-massive pyrite-tetrahedrite and galena matrix infill with an alternating section of Basaltic dyke and Thorn Stock between 27.0 m to 33.56 m. The Thorn Stock in this area contains 1-30 mm veins of sulphosalts +/- pyrite.

THN12-68 (Figure 7g) contained Oban breccia throughout with the exception of one 2.02 m basaltic dyke at 44.96 m. Strong mineralization was present from casing to 41.00 m of semi-massive pyrite-tetrahedrite-sphalerite and sulphosalts with grading of 1.36 g/t Au and 83.52 g/t Ag. This included a 19.95 m interval starting from 30.5 m of 2.10 g/t Au, 125.85 g/t Ag, 0.62% Pb and 1.09% Zn.

THN12-69 (Figure 7h) from casing to 18.00 m was a well-mineralized section of Oban Breccia with matrix infill of layered suphosalts-tetrahedrite-calcopyrite and spahlerite. Grades of 20.00 m of 1.43 g/t Au and 97.90 g/t Ag were encountered. From 18.00 m to the end of the whole was Thorn Stock with one mafic dyke between 34.5 m and 36.55 m and occasional narrow sections of Oban Breccia. Thorn stock contained occasional veinlet's of sulphosalts and pyrite 1-3mm wide and disseminated pyrite-suphosalts and trace tetrahedrite throughout.

THN12-70 (Figure 7i) intercepted Oban Breccia to the end of the hole at 30.49 m. The first 8.00 m of the hole was broken and rubble with well mineralized matrix infill of pyrite-tetrhedrite and sulphosalts along with disseminated sulphosalts and pyrite fracture fill. The 10.90 m interval from 6.10 m onwards ran 1.65 g/t Au and 98.32 g/t Ag.

THN12-71 (Figure 7j) was 68.28 m deep and intercepted a mixture of Oban and Crackle Breccia, with Thorn Stock fragments throughout. From the casing to 35.3 m was strongly altered and broken with vuggy open spaces and oxidation on fractures along with semi-massive zones phasing in and out. The hole intercepted 59.14 m of 0.63 g/t Au and 127.11 g/t Ag starting at 9.14 m including a 13.00 m interval at 25.50 m of 1.15 g/t Au, 192.26 g/t Ag, 1.04% Pb and 0.98% Zn. From 58.3-59.96 m a 20 cm section of nearly massive tetrahedrite-pyrite and sphalerite is present.

THN12-72 (Figure 7k) intercepted Oban Breccia to end of hole at 110.95 m and graded an average of 1.10 g/t Au and 88.01 g/t Ag. Up to 26.00 m was broken with rubble mixed with stick rock. The Thorn Stock fragments are bleached light grey-white-yellow and contain disseminated pyrite and sulphosalts. The Breccia is moderately to well mineralized with pyrite-tetrahedrite-sphalerite-sulphosalts and trace chalcopyrite as infill around fragments. At 61.4 m depth mineralization was up to semi massive. The 53.00 m interval between 22.00 m and 75.00 m graded 1.57 g/t Au, 126.54 g/t Ag and 1.09% Zn. Mineralization decreased around 82.00 m to the end of the hole.

THN12-73 (Figure 7l) intercepted Oban Breccia to the end of hole at 104.85 m. Grading from 6.10 m to 90.0 m 0.94 g/t Au and 105.27 g/t Ag. Rubble with intense Kaolinite along with oxidation and bleaching to 18.00 m at which point there was high grade matrix infill of pyrite-galena-sphalerite-sulphosalts and tetrahedrite to 34.00 m. The 33.90 m interval after 6.10 m graded 1.73 g/t Au and 145.67 g/t Ag. Weak mineralization of disseminated pyrite and sulphosalts along with veinlettes from 34.00 m to end of hole.

THN12-74 (Figure 7m) Core was broken to rubble to 20.0 m with strongly altered Oban and Crackle Breccia containing disseminated pyrite and sulphosalts and sulfide bearing veinlettes. Grading from 20.00 m to 30.00 m averaged 1.32 g/t Au and 122.08 g/t Ag and from 58.00 m to 101.50 m a 43.5 m interval of 0.27 g/t Au, 167.35 g/t Ag, 0.48% Pb and 0.31% Zn.

8.2 2012 Phase 2 drilling

The phase two 2012 exploration drilling was focused at the porphyry related Oban breccia zone. A total of 1,738.42m were drilled in 13 NQ diamond drill holes. The depth of the holes ranged from 50.6 m to 337.72 m.

Table 8: 2012 Phase 2 Diamond Drilling Survey Data

Hole ID	Easting	Northing	Elevation(m)	Azimuth	Dip	Depth(m)
THN12-75	628812.63	6491917.45	929.42	35	-50	56.69
THN12-76	628812.64	6491916.82	929.65	35	-70	44.5
THN12-77	628813.22	6491916.61	929.89	90	-45	56.69
THN12-78	628813.12	6491916.29	929.96	180	-50	50.6
THN12-79	628813.27	6491916.45	929.93	145	-50	50.9
THN12-80	628832.69	6491954.97	915.39	325	-80	166.62
THN12-81	628831.60	6491956.25	915.06	325	-60	95.1
THN12-82	628830.34	6491957.60	914.29	325	-45	83.47
THN12-83	628780.13	6491959.65	894.17	170	-50	209.7
THN12-84	628779.94	6491960.01	894.25	170	-63	337.72
THN12-85	628779.66	6491960.36	894.10	170	-75	337.72
THN12-86	628834.38	6491983.14	911.56	145	-75	130.45
THN12-87	628834.59	6491982.89	911.43	145	-55	118.26
						1738.42

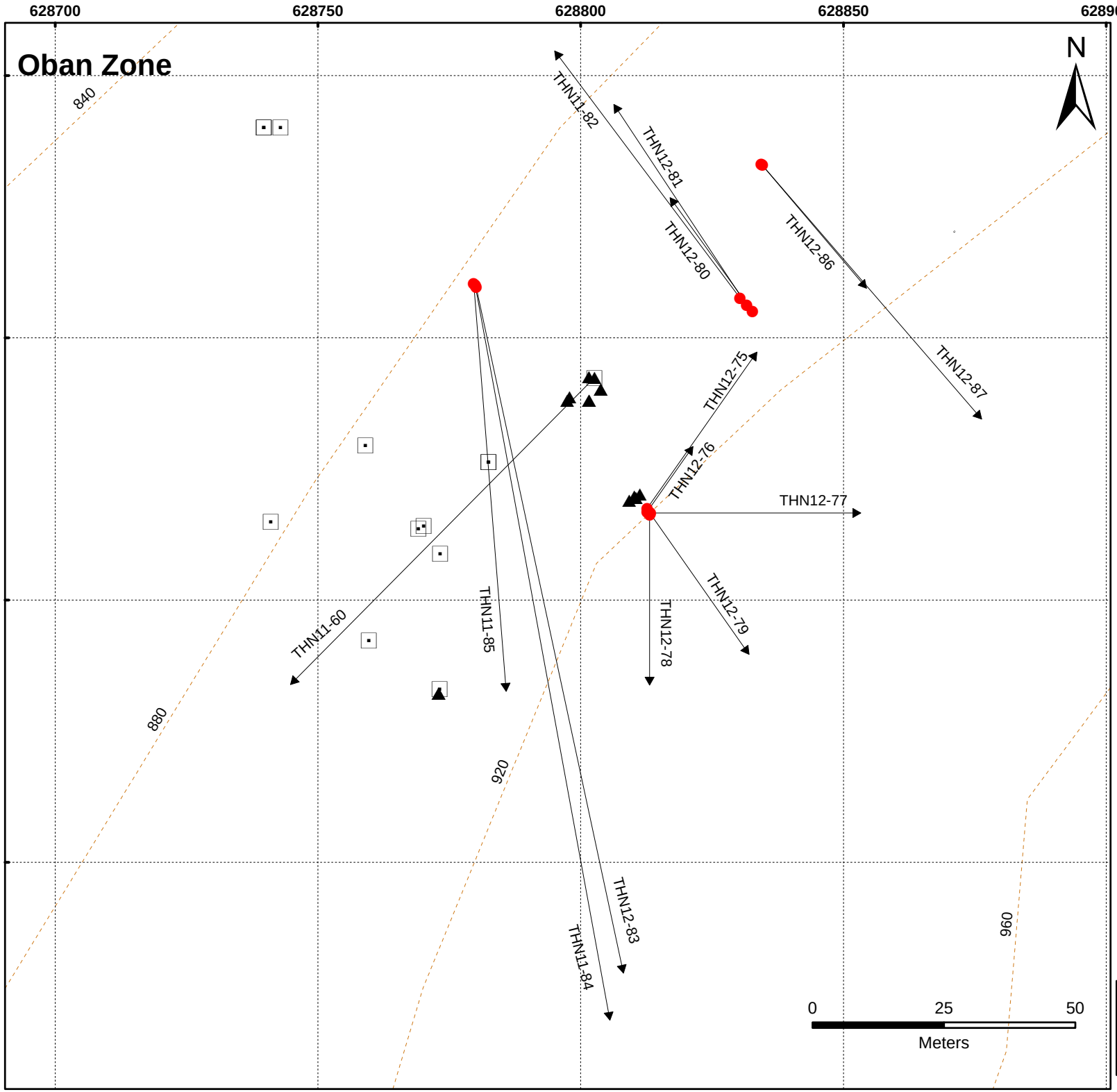

Legend

- 2012 Phase 2 Drillhole
- 2012 Phase 1 Drillhole
- Historic Drillhole
- Drill Trace
- Topo Contour

BRIXTON METALS CORPORATION

Thorn Property

2012 Phase 2
Drillhole Locations Map

BRIXTON METALS	Mining District: ATLIN	Province: BC	Figure 8
	Scale: 1: 1,000	Date: Jan 2013	
	N.T.S. 104K/10	UTM Zone 8 m NAD 83	

8.2.1 Summary of Drill Results

Table 9: 2012 Phase 2 Significant Drill Intersections

Hole ID	From (metre)	To (metre)	Interval (metre)	Gold g/t	Silver g/t	Copper %	Lead %	Zinc %	AuEq g/t	AgEq g/t
THN12-80	104.50	111.50	7.00	0.34	162.94	1.24	0.07	0.14	5.89	326.71
including	108.50	110.50	2.00	0.69	500.00	4.03	0.11	0.22	18.01	998.58
THN12-81	26.00	75.00	49.00	0.33	34.99	0.03	0.21	0.34	1.29	71.63
including	26.00	40.00	14.00	0.86	58.79	0.01	0.33	0.36	2.30	127.38
THN12-82	35.00	62.00	27.00	0.55	45.17	0.01	0.17	0.64	1.79	99.53
including	35.00	55.00	20.00	0.66	56.92	0.01	0.20	0.80	2.22	123.16
THN12-83	24.00	174.50	150.50	1.37	165.30	0.11	0.92	1.25	5.67	314.59
Including	24.00	97.70	73.70	1.49	284.15	0.12	1.31	1.78	8.41	466.28
Including	49.00	62.00	13.00	2.01	725.55	0.13	3.33	3.68	18.89	1047.54
THN12-84	26.00	336.00	310.00	0.71	105.82	0.03	0.90	1.76	4.03	223.51
including	26.00	227.00	201.00	0.95	145.03	0.05	1.26	2.35	5.48	303.64
including	44.00	167.00	123.00	1.19	190.68	0.06	1.74	3.25	7.26	402.52
including	104.00	121.00	17.00	1.45	251.47	0.05	2.78	3.99	9.49	526.14
THN12-85	30.00	52.00	22.00	0.56	39.40	0.04	0.21	2.69	2.81	155.66
Including	38.00	46.00	8.00	1.01	76.35	0.09	0.45	6.83	6.24	345.87
THN12-85	261.00	327.00	66.00	0.39	17.81	0.59	0.16	0.16	2.07	115.00
Including	264.00	294.00	30.00	0.48	30.90	1.18	0.25	0.23	3.67	203.41
THN12-86	42.50	46.50	4.00	0.27	31.93	0.15	0.18	0.35	1.41	78.33

Silver equivalent (AgEq) values were calculated using $1,088 per ounce of gold, $19.62 per ounce of silver, $3.20 per pound for copper $0.80 per pound of lead, $0.80 per pound of zinc, all with 100% metal recoveries assumed.

AgEq = Ag g/t + (Au g/t x 34.98/0.63) + (Pb% x 17.64/0.63) + (Zn% x 17.64/0.63) + (Cu% x 70.55/0.63)

THN12-75 (Figure 9a) contained altered Thorn Stock with two areas of mafic dyke, one between 9.90 m and 15.51 m, then another from 25.62 m and 30.51 m. After the second dyke, the Thorn Stock contained sulphosalts-sphalerite-pyrite and tetrahedrite and appeared mottled with patchy chlorite-kaolinite and sericite alteration. Occasional sections of fault gouge were present throughout.

THN12-76 (Figure 9b) was drilled on the same azimuth as THN12-75 at -70°. Almost the entirety of the hole intercepted a fine-grained mafic dyke with carbonate phenocrysts and veining, with the exception of one 42 cm section of Oban Breccia at 42.43 m depth.

THN12-77 (Figure 9c) Altered Thorn Stock present to end of hole at 56.69 m. Disseminated Pyrite and Sulphosalts along with veinlettes throughout. Occasional Sections of fault gouge.

THN12-78 (Figure 9d) Altered Thorn Stock present to end of hole at 50.6 m. Disseminated pyrite and sulphosalts and more minor tetrahedrite along with veinlettes throughout. Occasional Sections of fault gouge.

THN12-79 (Figure 9e) Altered Thorn Stock present to end of hole at 50.9 m. Disseminated Pyrite and Sulphosalts and more minor tetrahedrite along with veinlettes throughout. Occasional sections of fault gouge.

THN12-80 (Figure 9f) along with THNE12-81 and THN12-82 were drilled as scissor holes on the same azimuth but at angles of -80°, -60° and -45° respectively. Thorn Stock, Mafic and Felsic Dykes were alternating from surface to 147.5 m. The Thorn Stock contained areas of semi-massive mineralization of pyrite-sulphosalts-tetrahedrite with minor galena-sphalerite and chalcopyrite in areas along with disseminated mineralization throughout. The Oban Breccia intercepted very minor mineralization disseminated in the matrix and Thorn Stock fragments. This hole extended to 166.62 m.

THN12-81 (Figure 9g) Was altered Thorn Stock to 25.33 m with minor disseminated pyrite and sulphosalts throughout. At 18.0 m, six feet of core was washed out due to a mud seam. Oban Breccia was present, with mineralized fragments along with disseminated pyrite and sphalerite in the matrix, to end of hole at 95.10 m. Semi-massive mineralization of galena being rimmed by pyrite-sulphosalts-sphalerite and tetrahedrite as matrix infill from 25.33 m to 64.00 m. Some fault gouge material was present throughout and abundant disseminated pyrite-sphalerite and sulphosalts. Samples between 26.00 m to 75.00 m returned grading of 0.33 g/t Au, 34.99 g/t Ag, including a 14.00 m interval of 0.86 g/t Au and 58.79 g/t Ag.

THN12-82 (Figure 9h) from overburden to 30.0 m contained altered Thorn stock with the same characteristics of that encountered in the previous hole. Oban Breccia was present to 83.47 m with the exception of a 10 m mafic dyke present at 62.70 m. Matrix mineralization varied throughout with areas showing layering of pyrite-sulphosalts-sphalerite and galena along with mineralized fragments. Sections of fault gouge throughout. Mineralization decreased after the dyke. A 20.00 m section, between 35.00 m and 55.00 m returned grades of 0.66 g/t Au and 56.92 g/t Ag.

THN12-83 (Figure 9i), THN12-84 and THN12-85 were drilled as scissor holes with an azimuth 170° and dipping at -50°, -63° and -75° respectively. THN12-83 intercepted a mixture of Oban and Crackle Breccia at surface, which was broken and rubble to 9.0 m with oxidation and manganese on surfaces. Mineralization in matrix varies from disseminated to semi-massive throughout and consists of pyrite-sphalerite-sulphosalts with minor tetrahedrite and galena in areas. A high grade zone began at surface and continued to 175.5 m with some areas of dyke between 89.0 m and 98.5 m. Strongly altered Thorn Stock/Oban Brecciawas intercepted at 175.5 m and continues to end of hole at 209.7 m.

THN12-84 (Figure 9j) intercepted a mixture of Oban and Crackle Breccia throughout the hole with small intercepts of dyke in areas. Semi-massive layering mineralization of Pyrite-Sphalerite-sulphosalts with galena-hematite and tetrahedrite was found in areas. Occasional feeder zone style fractures were present throughout. The high-grade zone started at 14.0 m and ended at 298.0 m. Occasional mineralized clasts of pyrite-spahlerite and sulphosalts with rare epidote . From 26.00 m to 336.00 m returned grades of 0.71 g/t Au, 105.82 g/t Ag, 0.90% Pb and 1.76% Zn including a 17.00 m section between 104.00 m to 121.00 m of 1.45 g/t Au, 251.47 g/t Ag, 2.78% Pb and 3.99% Zn.

THN12-85 (Figure 9k) Consisted of Oban and Crackle Breccia throughout with several minor dykes/Thorn Stock sections, the largest being 19.0 m from 238.0 m. The first 10.0 m of the core is broken, rubble and oxidized. At 230.15 m semi-massive mineralization of chalcopyrite-pyrite-sphalerite with rimming sulphosalts was present for 8 m. Several fault zone areas were present. Disseminated arsenopyrite was present between 288.0 m and 292.0 m and again at 305.0 m – 307.0 m. High-grade mineralization was present between 260.0 m and 293.0 m, which consisted of pyrite rimming chalcopyrite which rims galena-sphalerite and sulphosalts. Disseminated chalcopyrite was present to 337.72 m. Two significant sections in this hole included grading of 0.56 g/t Au, 39. 40 g/t Ag with 2.69% from 30.00 m to 52.00 m and 0.48 g/t Au, 30.90 g/t Ag and 1.18% Cu from 263.00 m to 294.00 m.

THN12-86 (Figure 9l) and THN12-87 were drilled on the same azimuth of 145°, with dips of -75° and -55° respectively. This hole intercepted Thorn Stock throughout with some minor areas of dyke. Minor areas of fault gouge were present throughout. Occasional mineralized clasts and veins of pyrite +/- sulphosalts and sphalerite were present throughout. Samples from 42.50 m to 46.50 m returned grades of 0.27 g/t Au and 31.93 g/t Ag.

THN12-87 (Figure 9m) Is similar to THN12-86. Core was broken to rubble to 7.70 m and again from 14.67m to 33.5 m with oxidation and manganese on fracture surfaces throughout. Occasional mineralized clasts and veins of pyrite +/- sulphosalts and sphalerite were present. Disseminated mineralization, occasional dykes and fault gouge were present. Assays returned no significant results.

9.0 GEOCHEMISTRY

9.1 Soil Geochemistry

The objective of the soil geochemistry sampling program was to begin the systematic approach toward locating the source of float boulder (sample number 626650 of 265g/t Au and 631g/t Ag) material discovered in the Amarillo Creek by Rimfire/Cangold during 2004. Multi-spectral ASTER data covering the property data was acquired and analyzed in 2012. A total of 362 soil samples and or talus fines were collected over an area about 1km by 2km during October 2012 from the Amarillo drainage area (Figures 11a-d). The soil program used 50m contour lines by 50m stations by way of hand held GPS. Toward the southwest the line spacing was increased to 100m contour lines. Higher elevations and steep terrain were of poor soil development therefore talus fines were collected.

There is insufficient property geochemical data to determine a statistically accurate back ground value for the geochemical analysis. Anomalous values for Au, Ag, Pb, Zn were arbitrarily set at 10 ppb, 0.5 ppm, 100 ppm and 125 ppm, respectively.

The soil sampling results identified a weak to moderate multi-element (Ag, Pb, Zn, Au) northeast trending anomaly up to 1,000 m long by up to 500 m wide.

Silver returned a positive moderate correlation coefficient (r^2) value of 0.5 to Pb. Additional moderately positive r^2 values of 0.5 occur for (Zn-Sb), (Ag-Pb), (Zn-Pb), (Sb-Pb). The r^2 value for pathfinder elements Sb to As is a strong positive correlation of 0.9 (Table 10). A weak positive correlation coefficient (r^2) value of 0.3 exists for (Ag-Zn), (Bi-Pb), (Sb-Cu), (As-Cu), (Bi-Sb), (Bi-As) (Table 10). The r^2 value for Pb-As is a positive weak-moderate correlation of 0.4.

Table 10: Correlation Coefficient (r2) values from 362 Amarillo Creek soil samples 2012

	Au_ppm	Ag_ppm	Pb_ppm	Zn_ppm	Cu_ppm	Sb_ppm	As_ppm	Bi_ppm
Au_ppm	1.0	0.1	0.0	0.0	0.0	0.1	0.1	0.0
Ag_ppm	0.1	1.0	0.5	0.3	0.2	0.2	0.2	0.2
Pb_ppm	0.0	0.5	1.0	0.5	0.1	0.5	0.4	0.3
Zn_ppm	0.0	0.3	0.5	1.0	0.2	0.1	0.2	0.1
Cu_ppm	0.0	0.2	0.1	0.2	1.0	0.3	0.3	0.2
Sb_ppm	0.1	0.2	0.5	0.1	0.3	1.0	0.9	0.3
As_ppm	0.1	0.2	0.4	0.2	0.3	0.9	1.0	0.3
Bi_ppm	0.0	0.2	0.3	0.1	0.2	0.3	0.3	1.0

From the total of 362 soil samples eighty-five soils returned greater than 0.5 ppm Ag, twenty-three soils returned greater than 1.0 ppm Ag, five samples returned greater than 3 ppm Ag with the highest result

of 6.09 ppm Ag (Figure 11b). From the 362 samples, 101 soil samples returned greater than 10 ppb Au, 37 were greater than 25 ppb Au, 12 were greater than 50 ppb gold and one sample returned greater than 100 ppb Au (186 ppb Au was the highest value) (Figure 11a). Eighty-nine samples returned greater than 100 ppm Pb, eighteen samples retuned greater than 250 ppm Pb and 3 were greater than 500 ppm Pb with the highest value being 797.3 ppm Pb (Figure 11c). Seventy-nine sampled returned greater than 125 ppm Zn, eleven were greater than 250 ppm Zn and three were greater than 350 ppm Zn with the highest value being 539 ppm Zn. (Table 11). Pathfinder elements returned (minimum-maximum) the following values for As, Sb and Bi: As (5.6ppm -10,000ppm),Sb (0.78ppm-278.97ppm) and Bi (0.1ppm – 8.88ppm).

General northeast trends are seen by both the soil data and the ASTER alteration data. While only partially overlapping within the eastern soil sampled area the data suggest possible Northeast trending structural control to mineralization/alteration.

Table 11: Soil Geochemistry Percentiles

	No	Min	Max	StdDev	Percentile					
					50th	60th	70th	80th	90th	95th
Au_ppm	362	0.0025	0.19	0.0162	0.0055	0.0070	0.0100	0.0150	0.0270	0.0330
Ag_ppm	362	0.0300	6.09	0.5977	0.3000	0.3500	0.4400	0.5600	0.7400	1.0500
Pb_ppm	362	0.6000	1729.00	118.3471	76.7000	85.8000	95.1000	115.3000	168.6000	265.4000
Zn_ppm	362	7.0000	539.00	62.3679	91.0000	102.0000	111.0000	133.0000	170.0000	217.0000
Cu_ppm	362	1.3000	172.60	14.6557	16.8000	18.8000	22.9000	27.0000	32.7000	39.7000
Sb_ppm	362	0.7800	278.97	16.4352	2.9450	3.4300	3.9700	5.1900	7.6400	9.8000
As_ppm	362	5.6000	10000.00	601.6169	70.5000	88.7000	108.8000	145.5000	238.1000	458.0000
Bi_ppm	362	0.1000	8.88	0.6835	0.5450	0.6200	0.6800	0.7600	0.9800	1.2600

10.0 Geophysics

Brixton engaged Mira Geoscience to perform a 3D-DCIP inversion on IP data collected by Aurora Geosciences Ltd. and Discovery Geophysics in 2004.

The area of interest was approximately 660 m by 850 m. The geophysical data consisted of 21 lines of 2D pole dipole array DC/IP data (Oban grid15 lines + part of 6 overlapping lines from the South grid). Line spacing of Oban and South grids were 50 m and 100 m, respectively, station spacing was 25 m.

Three bodies of potential target with high chargeability and high conductivity values have been identified by DC/IP inversion modeling (Appendix G)

11.0 Mineral mapping using Aster imagery

A 60 x 60 km Aster scene covering the Thorn claims was acquired in 2012. The purpose of this process was to map out potential hydrothermal alteration zones within the area covered by the Thorn claims.

Three alteration minerals were mapped: kaolinite, alunite and illite. The results of the Aster alteration mapping highlighted a potential strong kaolinite/alunite/illite alteration assemblage at Amarillo Creek zone and alunite alteration at Outlaw zone. (Appendix H)

12.0 DISCUSSION, CONCLUSIONS AND RECOMMENDATIONS

The 2012 exploration program at Thorn consisted of a two phase diamond drilling program for a total of 2889 m at the porphyry related Oban breccia zone and soil geochemistry sampling at the Amarillo Creek area for a total of 362 soil-talus fines.

The objective of the drilling program in phase one was to confirm and expand high grade silver-gold-zinc-lead-copper mineralization at the Oban breccia zone. The objective of the soil program at Amarillo was to attempt to locate the source of the float boulder material (265 g/t Au and 631 g/t Ag) discovered in 2004.

The assay results from the drilling confirmed the presence and significantly expanded the near surface high grade mineralization at Oban beccia zone. Drilling extended the apparent true width of the Oban zone up to 140 m, depth to 325 m and strike of 130 m. The results were plotted as grade shells as silver equivalent values using Leapfrog software (Figures 10a-d). The leapfrog grade shell model shows a steeply south plunging rod shape however, this shape is in part a function of the limited drilling in the area. THN12-65 from surface intersected 12.90 m of 769.42 g/t AgEq **(**512.66 g/t Ag, 1.72 g/t Au, 4.24% Pb and 1.54% Zn) within a broader interval of 83.90 m of 296.50 g/t AgEq (161.81 g/t Ag, 1.03 g/t Au, 1.29% Pb and 1.49% Zn). THN12-63 from surface intersected 13.00 m of 668.17 g/t AgEq (402.15 g/t Ag, 1.63 g/t Au, 2.96% Pb and 3.31% Zn) within a broader interval of 80.52 m of 264.29 g/t AgEq (140.16 g/t Ag, 0.94 g/t Au, 1.09% Pb and 1.49% Zn). THN12-72 intersected 53.00 m of 254.29 g/t AgEq (126.54 g/t Ag, 1.57 g/t Au, 0.37% Pb and 1.09% Zn) within a broader interval of 104.85 m of 173.66 g/t AgEq (88.01 g/t Ag, 1.10 g/t Au, 0.24% Pb and 0.63% Zn). THN12-85 combined with hole THN11-57 shows a zonation in metal content with increasing copper grades at depth. Hole THN12-85 intersected 30 m of 1.18% Cu, 0.48 g/t Au and 30 g/t Ag starting at 264 m depth. In 2011, hole THN12-57 intersected increased Au and Cu grades at depth, intersecting 18.58 m grading 4.1 g/t Au, 0.93% Cu and 103 g/t Ag. This mineral zonation may represent the tip or finger of a higher temperature Cu/Au porphyry-style mineral zone. THN12-83 intersected 73.70 m of 466.28 g/t AgEq (284.15g/t Ag, 1.49g/t Au, 1.31% Pb and 1.78% Zn) within a broader interval of 150.50 m of 314.59 g/t AgEq (165.30g/t Ag, 1.37g/t Au, 0.92% Pb and 1.25% Zn). THN12-84 intercepted 123.00 m of 402.52 g/t AgEq (190.68 g/t Ag, 1.19 g/t Au, 3.25% Zn, 1.74% Pb and 0.06% Cu) within broader intervals of 201.00 m of 303.64 g/t AgEq and 310.00 m of 223.52 g/t AgEq. Hole THN12-80 encountered mineralization to the northeast of the Oban breccia zone. THN12-80 intersected 7 m of 0.34g/t Au, 162.94 g/t Ag, 1.24% Cu or 326.71 g/t AgEq, including, 2 m of 0.69 g/t Au, 500 g/t Ag, 4.03% Cu or 998.6 g/t AgEq from 108.5 m depth. The hole THN12-80 mineralization of semi-massive pyrite-chalcopyrite-sulphosalts-tetrahedrite with minor galena-sphalerite is hosted in Thorn Stock. Interestingly, mineralization extends beyond the Oban breccia zone suggesting structural control or propagation. This is evidence that mineralization is not limited to the breccia.

The 2012 exploration was successful in expanding silver rich polymetallic mineralization at the Oban breccia zone. Geochemical survey in the Amarillo creek drainage was successful in identifying a northeast trending ag-au-zn-pb anomaly associated with Northeast trending ASTER alteration (alunite-illite-kaolinte) data and EM conductors in the upper Amarillo drainage area. The property holds good potential for an economic deposit of high sulphidation veins (Camp creek Ag-Au-Cu), breccia as silver rich high-grade (Oban Ag-Au-Zn-Pb-Cu), and low sulphidation high-grade veins (Amarillo Au-Ag).

Recommendations

Further infill 3D IP surveys are recommend within a 2.5 km by 3 km area and a new MT geophysical survey should be conducted centered along camp creek. The target being a 3D IP model to 400 m depth and a MT model to greater than 1 km depth. These constrained geophysical 3D models will aid in deep drill targets.

Further soil geochemical surveys should be conducted in Camp creek and Amarillo and Outlaw areas. 800 to 1000 soil samples should be collected within the 2.5 km by 3.0 km geophysical survey area (Oban and Camp creek). It is recommended that further soil sampling be conducted at the 50 m contours by 50 m stations and the survey are should extend to cover the alteration area observed from the ASTER data. Further infill sampling on the 25 m contour by 25 m stations should be conducted to further define the anomalous trends at selected locations. An estimated 1000 soils should be sufficient along with localized

geophysical surveys to locate the first drill target in this area. Approximately 500 soil-talus fine samples should be collected as infill sampling within the previous Outlaw soil grid area.

Further drilling should be conducted at the Oban breccia zone to expand mineralization along strike and at depth. A proposed 10,000m NQ core drilling program should be drilled along elevation contours at initial 40 m centers. The strike of the drill collar fence should be in a north south direction, drilling at an easterly azimuth with scissor holes at -45° / -60° to depths of 600 m.

Further physical work should be conducted to improve safety with respect to the landing/takeoff including smoothing out the airstrip, cutting old burnt snags along the airstrip margins and clearing the approach-take off areas. A trail should be established from camp to the Amarillo and Oban areas (about 6km in length). A trail would improve access to the property via ATV and reduce helicopter costs by the use of skid drills.

Respectfully submitted,
BRIXTON METALS CORPORATION,

"signed and sealed"



Sorin Posescu, P.Geo.





Gary Thompson, P.Geo,



Vancouver, British Columbia
January 16, 2013

Appendix A: References

REFERENCES

Adamson, R. S., 1963, Thorn Property Report, Taku Project: Private report for Julian Mining Company.

Adamson, R. S., 1964, Thorn Project: Private report for Julian Mining Company.

Adamson, R. S., 1965a, Thorn Project - 1965: Private report for Julian Mining Company.

Adamson, R. S., 1965b, Thorn Project - 1965, Cirque Zone: Private report for Julian Mining Company.

Aspinall, C., 1991, Geological and Geochemical Work on the King Claims 2-6, 10-14: British Columbia Ministry of Energy, Mines and Petroleum Resources Assessment Report #21,530, p. 101.

Aspinall, N. C., 1994, Assessment Report of 1994 Work on the Thorn-Sutlahine Au-Ag-Cu Property: British Columbia Ministry of Energy, Mines and Petroleum Resources Assessment Report #23,612, p. 57.

Awmack, H. J., 2000, 2000 Geological, Geochemical and Geophysical Report on the Thorn Property: British Columbia Ministry of Energy, Mines and Petroleum Resources Assessment Report #26,433, p. 275.

Awmack, H. J., 2003, 2002 Geological, Geochemical and Diamond Drilling Report on the Thorn Property: British Columbia Ministry of Energy, Mines and Petroleum Resources Assessment Report #27,120, p. 210.

Awmack, H. J., 2011, 2010 Geophysical Report on the Thorn Property: British Columbia Ministry of Energy, Mines and Petroleum Resources Assessment Report, p. 76.

Awmack, H.J., 2012, 2011 Geological, Geochemical and Diamond Drilling Report on the Thorn Property, British Columbia Ministry of Energy, Mines and Petroleum Resources Assessment Report, p. 5-27

Baker, D. E. L., 2004, 2003 Geological, Geochemical and Diamond Drilling Report on the Thorn Property: British Columbia Ministry of Energy, Mines and Petroleum Resources Assessment Report #27,379, p. 326.

Baker, D. E. L., 2005, 2004 Geological, Geochemical, Geophysical and Diamond Drilling Report on the Thorn Property: British Columbia Ministry of Energy, Mines and Petroleum Resources Assessment Report #27,673, p. 326.

Baker, D. E. L., and Simmons, A., 2006, 2005 Geological, Geochemical, Geophysical and Diamond Drilling Report on the Thorn Property: British Columbia Ministry of Energy, Mines and Petroleum Resources Assessment Report #28,151, p. 290.

Barr, D. A., 1989, Geological Report on the Thorn Property: Private Report for Shannon Energy Ltd.

Brown, D., and Shannon, K., 1982, Geological and Geochemical Report on the Outlaw Claims 1-4: British Columbia Ministry of Energy, Mines and Petroleum Resources Assessment Report #10,532, p. 18.

Cann, R. M., and Lehtinen, J., 1991, Geological and Geochemical Report on the Outlaw Claims: British Columbia Ministry of Energy, Mines and Petroleum Resources Assessment Report #21,756, p. 80.

Chapman, J., 1991, Assessment Report on the Tulsequah D Project: British Columbia Ministry of Energy, Mines and Petroleum Resources Assessment Report #21,907, p. 65.

Duncan, R., 2008, 2008 Geological and Geochemical Report on the Kizmet Property: British Columbia Ministry of Energy, Mines and Petroleum Resources Assessment Report #29,771, p. 41.

Hedenquist, J. W., Arribas, A., and Reynolds, T. J., 1998, Evolution of an Intrusion-Centered Hydrothermal System: Far Southeast-Lepanto Porphyry and Epithermal Cu-Au Deposits, Philippines: Economic Geology and the Bulletin of the Society of Economic Geologists, v. 93, p. 373-404.

Lang, J. R., and Thompson, A., 2003, Thorn Property, British Columbia, Petrography and SEM Analysis of Eight Polished Thin Sections:Private report for Rimfire Minerals Corporation and First Au Strategies Corp.

Lewis, P., 2002, Structural Analysis of Au-Ag-Cu Mineralization in the Camp Creek Area, Thorn Property: Private report for Rimfire Minerals Corporation and First Au Strategies Corp.

Mann, R. K., and Newton, A. C., 2006, 2005 Geological and Geochemical Report on the Kizmet, LJ, Sutlahine, EMU, LAW, BS-J, Tunjony and Plum Properties: British Columbia Ministry of Energy, Mines and Petroleum Resources Assessment Report #28,196, p. 268.

Mihalynuk, M. G., 1999, Geology and Mineral Resources of the Tagish Lake Area, Northwestern British Columbia, British Columbia Ministry of Energy, Mines and Petroleum Resources Bulletin 105.

Mihalynuk, M. G., Meldrum, D., Sears, S., and Johannson, G., 1995, Geology and Mineralization of the Stuhini Creek Area (104K/11), Geological Fieldwork 1994, British Columbia Ministry of Energy, Mines and Petroleum Resources Paper 1995-1, p. 321-342.

Mihalynuk, M. G., Mortensen, J., Friedman, R., Panteleyev, A., and Awmack, H. J., 2003, Cangold Partnership: Regional Geologic Setting and Geochronology of High Sulphidation Mineralization at the Thorn Property.

Mihalynuk, M. G., Smith, M. T., Hancock, K. D., and Dudka, S., 1994, Regional and Economic Geology of the Tulsequah River and Glacier Areas (104K/12 & 13), Geological Fieldwork 1993, British Columbia Ministry of Energy, Mines and Petroleum Resources Paper 1994-1, p. 171-197.

Moffat, L., and Walton, G., 1987, Diamond Drilling, Outlaw Claims: British Columbia Ministry of Energy, Mines and Petroleum Resources Assessment Report #16,310, p. 55.

Oliver, J. L., 1996, Geology of the Stikine Assemblage Rocks in the Bearskin (Muddy) and Tatsamenie Lake District, 104K/1 and 104K/8, Northwestern British Columbia, Canada and Characteristics of Gold Mineralization, Golden Bear Mine, Queen's University, unpublished Ph.D. thesis, 242 p.

Poliquin, M. J., and Poliquin, J. D., 1998, Geology and Hydrothermal Alteration Mineralogy of the Thorn Prospect: British Columbia Ministry of Energy, Mines and Petroleum Resources Assessment Report #25,725, p. 69.

Reid, W., 1987, Geological and Geochemical Report, 1986, on the KS-1 and KS-2 Claim Blocks: British Columbia Ministry of Energy, Mines and Petroleum Resources Assessment Report #15,477, p. 22.

Rye, K. A., 1992, Geological and Geochemical Report on the Thorn-Stress Property: British Columbia Ministry of Energy, Mines and Petroleum Resources Assessment Report #22,141, p. 39.

Sanguinetti, M. H., 1969, Report on the Ink and Lin Groups: British Columbia Ministry of Energy, Mines and Petroleum Resources Assessment Report #2,512, p. 48.

Simmons, A., 2005, Geological and Geochronological Framework and Mineralization Characterization of the Thorn Property, and Associated Volcanoplutonic Complexes of Northwestern British Columbia, Canada, University of British Columbia M.Sc. thesis.

Simmons, A. T., 2004, 2004 Geological and Geochemical Report on the LJ and Sutlahine Properties: British Columbia Ministry of Energy, Mines and Petroleum Resources Assessment Report #27,589, p. 181.

Simmons, A. T., Tosdal, R., Baker, D., and Baknes, M., 2004, Geologic Framework of the Thorn Epithermal Deposit, Northwestern BC, Poster Abstract for the 2004 Mineral Exploration Roundup, BC & Yukon Chamber of Mines.

Simmons, A. T., Tosdal, R. M., Baker, D. E. L., Friedman, R. M., and Ullrich, T. D., 2005, Late Cretaceous Volcanoplutonic Arcs in Northwestern British Columbia: Implications for Porphyry and Epithermal Deposits, Geological Fieldwork 2004, British Columbia Ministry of Energy, Mines and Petroleum Resources Paper 2005-1, p. 347-360.

Smith, P. A., 2000, Dighem Survey, Thorn Project, B.C.: Private report for Rimfire Minerals Corporation.

Smith, S. W., 1989, Assessment Report on the Geological and Geochemical Work on the Bryar Mineral Claim: British Columbia Ministry of Energy, Mines and Petroleum Resources Assessment Report #19,326, p. 23.

Souther, J. G., 1971, Geology and Mineral Deposits of Tulsequah Map-area, British Columbia, Geological Survey of Canada Memoir 362.

Venter, N., Prikhodko, A., and Kumar, H., 2010, Report on a Helicopter-borne Versatile Time Domain Electromagnetic (VTEM) and Aeromagnetic Geophysical Survey: Appendix C to this report, p. 17.

Wallis, J. E., 1983, Geology, Geochemistry, Geophysics of the Thorn Property: British Columbia Ministry of Energy, Mines and Petroleum Resources Assessment Report #11,923, p. 25.

Walton, G., 1984, Geological, Geochemical, Geophysical Work, Outlaw 1-4 Claims: British Columbia Ministry of Energy, Mines and Petroleum Resources Assessment Report #12,654, p. 42.

Walton, G., 1987, Tats Project, 1987 Summary Report: British Columbia Ministry of Energy, Mines and Petroleum Resources Assessment Report #16,726, p. 133.

White, L. G., 1970, Geophysical Report on a Magnetometer Survey, Mad and Nut Claim Group: British Columbia Ministry of Energy, Mines and Petroleum Resources Assessment Report #2,537, p. 15.

Woodcock, J. R., 1982, The Thorn Property: British Columbia Ministry of Energy, Mines and Petroleum Resources Assessment Report #10,243, p. 41.

Woodcock, J. R., 1986, The Thorn Property: Private report for American Reserve Mining Corporation.

Woodcock, J. R., 1987, Drilling Report, Thorn Property: British Columbia Ministry of Energy, Mines and Petroleum Resources Assessment Report #15,897, p. 90.

Appendix B: Statement of Expenditures

STATEMENT OF EXPENDITURES
THORN PROPERTY
June 27 - October 20, 2012

PROFESSIONAL FEES AND WAGES:

Henry Alexander, Camp Helper			$	
	6.00 days @	$350/day	2,100.00	
Christina Anstey, Project Geologist				
	86.00 days @	$300/day	25,800.00	
Hannah Cavallin, Soil Sampler				
	18.00 days @	$252/day	4,536.00	
Dan Clethero, Pad Builder				
	12.00 days @	$300/day	3,600.00	
Stewart McLean, Soil Sampler				
	21.00 days @	$252/day	5,292.00	
Sorin Posescu, P. Geo.				
	76.75 days @	$650/day	49,887.50	
	77.30 days @	$700/day	54,110.00	
Uly Schmidt, Camp Manager				
	36.00 days @	$500/day	18,000.00	
Uly Schmidt, Pad Builder/ Helper				
	7.00 days @	$350/day	2,450.00	
Uly Schmidt, Core Cutter				
	7.00 days @	$300/day	2,100.00	
Andrew Sewap, Pad Builder				
	14.00 days @	$450/day	6,300.00	
Bob Smallwood, Camp Helper				
	1.00 day @	$500/day	500.00	
Gary Thompson, Project Manager				
	Salary to property		73,229.14	
Alex Ulrich Reich, Camp Manager/ Pad Builder				
	14.00 days @	$500/day	7,000.00	$254,904.64

EQUIPMENT RENTALS

Communication Equipment			$	
	1.50 months @	$1,495/month	2,242.50	
	1.00 months @	$450/month	450.00	
Core Saw				
	2.00 months @	$355/month	710.00	
Field Camp				
	504.00 days @	$137/manday	69,048.00	
	8.00 days @	$45/manday	360.00	
Forklift				
	44.00 days @	$100/day	4,400.00	
Generator				
	30.00 days @	$50/day	1,500.00	
GPS (Altus)				
	2.00 months @	$3,000/month	6,000.00	
Incenerator				
	22.00 days @	$50/day	1,100.00	

Kubota				
	47.00 days @	$75/day	3,525.00	
Leapfrog 3D software				
	3.00 months @	$2,054.55/month	6,163.66	
Radios				
	12.00 months @	$54/month	648.00	
Satellite Phones (Iridium)				
	29.00 days @	$17.86/day	517.94	$96,665.10

EXPENSES:

	$	
Aircraft Charters	123,547.93	
Assay	91,974.00	
Assessment Report	7,000.00	
Drilling	585,486.92	
Field hardware and software	7,815.32	
Field Supplies	73,429.09	
Fuel	10,815.01	
Geological consulting	66,352.56	
Geophysics	18,927.68	
Helicopter Charters	64,506.79	
Lease claim fees/acquisition costs	15,361.27	
Legal	3,065.00	
Maps, orthos and reports	4,235.47	
Petrographic report	2316.16	
Miscellaneous	500.00	
Option/acquisition payments	50,000.00	
Recording fees	53,187.39	
Reports	1,700.00	
Transportation	7,478.82	
Travel – Accommodation	1,563.55	
Travel – airfares	38,778.99	
Travel – General	8,084.51	$1,236,126.46

TOTAL: **$1,587,696.2**

Appendix C: Statements of Qualifications

GEOLOGIST'S CERTIFICATE

I, Sorin Posescu, P.Geo., of 633 Abbott St., Vancouver, BC, do hereby certify:

THAT I am a Professional Geologist in the minerals exploration industry employed by Brixton Metals Corporation, with offices at 1411-409 Granville Street,Vancouver, British Columbia, Canada.

THAT this report is based on Thorn property work that I participated in from June to October 2012

THAT I am a member in good standing (#159980) of the Association of Professional Engineers and Geoscientists of British Columbia.

THAT I am co-author of the Assessment Report entitled "2012 Geological, Geochemical and Diamond Drilling Report on the Thorn Property" and dated January 16, 2013, relating to the Thorn property

THAT I am a graduate of The Petroleum-Gas of Ploiesti, Romania (1997) and hold a Bachelor of Science degree in Geology.

THAT I have practiced my profession with various mining companies in Canada (British Columbia) and United States (Alaska) for 7 years.

THAT I am Vice President of Geology of the company and have interest in the property herein.

Dated at Vancouver, British Columbia, this 16th day of January, 2013.

Sorin Posescu, P.Geo.



BRIXTON METALS

GEOLOGIST'S CERTIFICATE

I, Gary Robert Thompson, P.Geo., of 3086 Alberta Street, Vancouver, BC, do hereby certify:

THAT, I am a Professional Geologist in the minerals exploration industry employed by Brixton Metals Corporation, with offices at 1411-409 Granville Street, Vancouver, British Columbia, Canada

THAT, I was the Thorn project manager from June to October 2012

THAT, I am a member in good standing of the Association of Professional Engineers and Geoscientists of British Columbia (#29553).

THAT, I am a co-author of this Assessment Report entitled "2012 Geological, Geochemical and Diamond Drilling Report on the Thorn Property" dated January 16, 2013.

THAT, I hold a Bachelor of Science Degree in Geology (2000) from The University of Brixton Columbia.

THAT, I have practiced my profession with various mining companies throughout North America since 1985.

THAT, I am the Co-founder, Chairman, CEO, Director and significant shareholder of Brixton Metals Corporation.

Dated at Vancouver, British Columbia, this 16th day of January, 2013.



Gary R. Thompson, P.Geo.

Appendix D: Diamond Drill Hole Logs

BRIXTON METALS

AZ 20

Project: THORN Orientation: -55dip Depth: 100.89 M Logger: Gary Thompson DDH No: THN12-62

Zone: OBAN UTM N: 6491882.232 UTM E: 628729634 Date July 1, 2012 Sheet No: 1 of 5

NQ Core

GRAPHIC LOG						DESCRIPTION		ALTERATION (●)(1-4)										MINERALIZATION (%)									SAMPLING AND ASSAY			
1M Scale	Lith	Struct	M Depth	>'s	Width	Rock Type		Or	Bio	Chl	Epi	Ser	Car	Si	Kao	Ser						Py	Gal	Sph	SS	Tet	Cpy				Sample No.	From	To	Control
			4.58m			OVB	Casing (4.58m)																										
			11.45m			ukPO	Altered thorn stock. Possibly a large breccia fragment with weak-mod alteration, green-grey in colour. Feldspars are white-green, sericite alteration with mottled appearance. Occasional py veinletes							2	3				1-15%			Trace						ESS4 3360	4.58	6.5	
																														ESS4 3361	6.5	8.5	
																														ESS4 3362	8.5	9.5	
																														ESS4 3363	9.5	10.5	
																														ESS4 3364	10.5	11.45	
						ukBX	OBAN Breccia - dark grey matrix with ukPO fragments. Diss py w/ ss present. Crowded smaller frags in the matrix surrounding thorn stock and a mix of larger frags (2-30cm) Some stock fragments contain crackle breccia (ukBX4) with py + ss veinletes	Trace		1					1	3				1-10%			1						ESS4 3365	11.45	12.5	ESS4 3366
																														ESS4 3367	12.5	13.5	
																														ESS4 3368	13.5	14.5	
																														ESS4 3369	14.5	15.5	
																														ESS4 3370	15.5	16.5	
																														ESS4 3371	16.5	17.5	
																														ESS4 3372	17.5	18.5	
																														ESS4 3373	18.5	19.5	ESS4 3374
																														ESS4 3374	19.5	20.5	

duplicate

20M

BRIXTON METALS

AZ 20

Project: THORN Orientation: -55 dip Depth: 100.89m Logger: Gary Thompson DDH No: THN12-62

Zone: OBAN UTM N: 6491882.232 UTM E: 628772.9634 Date July 1, 2012 Sheet No: 2 of 5

NQ Core

GRAPHIC LOG						DESCRIPTION	ALTERATION (●) (1-4)										MINERALIZATION (%)									SAMPLING AND ASSAY			
1M Scale	Lith	Struct	M Depth	>'s	Width	Rock Type	Or	Bio	Chl	Epi	Ser	Car	Si	Kao	Ser				Py	Gal	Sph	SS	Tet	Cpy				Sample No.	From	To	Control
			23.6m			uKBX1																				ESS4 3376	20.5	21.5	
																										ESS4 3377	21.5	22.5	
																										ESS4 3378	22.5	23.6	
			26.26m			KTIN2 Grey-brown porphyritic dyke, fine grained <5-10mm carbonate rich minerals present.						4					trace									ESS4 3379	23.6	24.6	
																										ESS4 3380	24.6	25.6	
																										ESS4 3381	25.6	26.26	
						uKBX1 Oban Breccia																				ESS4 3382	26.26	27.5	
						Same as above																				ESS4 3383	27.5	28.5	
																										ESS4 3384	28.5	29.5	
																										ESS4 3385	29.5	30.5	ESS4 3386
																										ESS4 3387	30.5	31.5	
									1		3			1					1-10%				1			ESS4 3388	31.5	32.5	
																										ESS4 3389	32.5	33.5	
																										ESS4 3390	33.5	34.5	ESS4 3391
																										ESS4 3392	34.5	35.5	
																										ESS4 3393	35.5	36.5	
																										ESS4 3394	36.5	37.5	ESS4 3395
																										ESS4 3396	37.5	38.5	
																										ESS4 3397	38.5	39.5	
																										ESS4 3398	39.5	40.5	

Standard

Blank

Duplicate

40m

BRIXTON METALS

AZ 20

Project: THORN Orientation: -55 dip Depth: 100.89m Logger: Gary Thompson DDH No: THN12-62

Zone: OBAN UTM N: 6491882.232 UTM E: 628772.9634 Date July 1, 2012 Sheet No: 3 of 5

NQ Core

GRAPHIC LOG						DESCRIPTION		ALTERATION ● (1-4)										MINERALIZATION (%)									SAMPLING AND ASSAY			
1M Scale	Lith	Struct	M Depth	>'s	Width	Rock Type		Or	Bio	Chl	Epi	Ser	Car	Si	Kao	Ser		Py	Gal	Sph	SS	Tet	Cpy				Sample No.	From	To	Control
						uKBX1	Same as above.																				ESS4 3399	40.5	41.5	
																											ESS4 3400	41.5	42.5	
																											ESS4 3401	42.5	43.5	
																											ESS4 3402	43.5	44.5	
																											ESS4 3403	44.5	45.5	
										1				1	3			1-10%			1						ESS4 3404	45.5	46.5	ESS4 3405
																											ESS4 3406	46.5	47.5	
																											ESS4 3407	47.5	48.5	
																											ESS4 3408	48.5	49.5	
							at ~50M there is some silica																				ESS4 3409	49.5	50.5	
							flooding.																				ESS4 3310	50.5	51.5	
																											ESS4 3311	51.5	52.5	
																											ESS4 3312	52.5	53.5	
			54.33M																								ESS4 3313	53.5	54.33	ESS4 3314
						uKBX1	Mineralized Zone. Similar to above																				ESS4 3315	54.33	55.5	
							OBAN breccia with increased																				ESS4 3316	55.5	56.5	
							mineralization diss - massive. up to							1	3			5-20%				2					ESS4 3317	56.5	57.5	
							10cm matrix infills of fine grained																				ESS4 3318	57.5	58.5	
							Py present with rare calcite veinletes.																				ESS4 3319	58.5	59.5	
																											ESS4 3320	59.5	60.5	

40M

BRIXTON METALS

AZ 20

Project: THORN Orientation: -55 dip Depth: 100.89M Logger: Gary Thompson DDH No: THN12-62

Zone: OBAN UTM N: 6491882.232 UTM E: 628772.9634 Date July 1, 2012 Sheet No: 4 of 5

NQ Core

GRAPHIC LOG						DESCRIPTION	ALTERATION (%) (1-4)												MINERALIZATION (%)									SAMPLING AND ASSAY			
1M Scale	Lith	Struct	M Depth	>'s	Width	Rock Type	Or	Bio	Chl	Epi	Ser	Car	Si	Kao	Ser				Py	Gal	Sph	SS	Tet	Cpy				Sample No.	From	To	Control
						ukBX, Crackle breccia contains an increase of sericite and K-spar intermixing of crackle breccia and the crowded breccia. Occasional rimmed breccia fragments of sulphide.								1	3				5-20%			2						ESS4 3321	60.5	61.5	
																												ESS4 3322	61.5	62.5	
																												ESS4 3323	62.5	63.5	
																												ESS4 3324	63.5	64.5	
																												ESS4 3325	64.5	65.5	ESS4 3326
																												ESS4 3327	65.5	66.5	
																												ESS4 3328	66.5	67.5	
																												ESS4 3329	67.5	68.5	ESS4 3330
																												ESS4 3331	68.5	69.5	
																												ESS4 3333	69.5	70.5	
																												ESS4 3334	70.5	71.5	
																												ESS4 3335	71.5	72.5	ESS4 3336
																												ESS4 3337	72.5	73.5	
																												ESS4 3338	73.5	74.5	
																												ESS4 3339	74.5	75.5	
																												ESS4 3340	75.5	76.5	
																												ESS4 3341	76.5	77.5	
																												ESS4 3342	77.5	78.5	ESS4 3343
																												ESS4 3344	78.5	79.5	
																												ESS4 3345	79.5	80.5	

80M

BRIXTON METALS

AZ 20

Project: THORN Orientation: -55 dip Depth: 100.89M Logger: Gary Thompson DDH No: THN12-62

Zone: OBAN UTM N: 6491882.232 UTM E: 628772.9634 Date July 1, 2012 Sheet No: 5 of 5

NQ Core

GRAPHIC LOG						DESCRIPTION		ALTERATION ● (1-4)												MINERALIZATION (%)									SAMPLING AND ASSAY			
1:A Scale	Lith	Struct	Depth	>'s	Width	Rock Type		Or	Bio	Chl	Epi	Ser	Car	Si	Kao	Ser				Py	Gal	Sph	SS	Tet	Cpy				Sample No.	From	To	Control
						uhBX1	same as above.																						ESS4 3346	80.5	81.5	
																													ESS4 3347	81.5	82.5	ESS4 3348
																													ESS4 3349	82.5	83.5	
																													ESS4 3350	83.5	84.5	
																1	3			5-20%			2						ESS4 3351	84.5	85.5	
																													ESS4 3352	85.5	86.5	ESS4 3353
			88.5																										ESS4 3354	86.5	87.5	
																													ESS4 3355	87.5	88.5	
						uhBX1	End of Highly mineralized zone (88M) core is rubbly/broken between 88.21M - 91.75M and is oxidized.																						ESS4 3356	88.5	89.5	
																													ESS4 3357	89.5	90.5	
																													ESS4 3358	90.5	91.5	
																													ESS4 3359	91.5	92.5	
																													ESS4 3560	92.5	93.5	
																													ESS4 3561	93.5	94.5	
																													ESS4 3562	94.5	95.5	
																													ESS4 3563	95.5	96.5	
																													ESS4 3564	96.5	97.5	
																													ESS4 3565	97.5	98.5	
																													ESS4 3566	98.5	99.5	
																													ESS4 3567	99.5	100.89	ESS4 3568
							END OF HOLE (100.89M)																									

Blank

Standard

Duplicate

DDM

AZ 20

BRIXTON METALS

Project: THORN Orientation: -70 dip Depth: 153.31m Logger: Gary Thompson DDH No: THN12-63

Zone: OBAN UTM N: 6491882.232 UTM E: 628772.9507 Date July 3, 2012 Sheet No: 1 of 8

NQ Core

GRAPHIC LOG						DESCRIPTION		ALTERATION (%) (1-4)												MINERALIZATION (%)								SAMPLING AND ASSAY			
1M Scale	Lith	Struct	M Depth	>'s	Width	Rock Type		Or	Bio	Chl	Epi	Ser	Car	Si	Kao	Ser				Py	Gal	Sph	SS	Tet	Cpy				Sample No.	From	To	Control
			4.57m			OVB	Casing (4.57m)																								
						uKPO	Thorn Stock																								
							Mottled grey-green, medium grained																								
							ocassional 3mm veinlets of pyrite																								
							and sulfosalts (fracture infills)																								
							along with dissminated py+ss	2		1-2		1			1-2					1-3				1-3							
							~1-3% throughout																								
			16.15m																												
						uKBX	OBAN Breccia																								
							Thorn Stock fragments present																								
							and have diss ~3-5% and increase in Py in Matrix													3-5				3-5							

Sample No.	From	To	Control
ES54 3569	4.57	5.5	
ES54 3570	5.5	6.5	
ES54 3571	6.5	7.5	
ES54 3572	7.5	8.5	
ES54 3573	8.5	9.5	
ES54 3574	9.5	10.5	ES54 3575 Standard
ES54 3576	10.5	11.5	
ES54 3577	11.5	12.5	
ES54 3578	12.5	13.11	
ES54 3579	13.11	14.10	ES54 3580 Blank
ES54 3581	14.10	15.10	
ES54 3582	15.10	16.15	
ES54 3583	16.15	17.33	
ES54 3584	17.33	18.30	ES54 3585 Duplicate
ES54 3586	18.30	19.20	
ES54 3587	19.20	20.20	

20m

BRIXTON METALS

Project: Thorn Orientation: Az 20°/-70dip Depth: 153.31M Logger: Gary Thompson DDH No: THN12-63

Zone: Oban UTM N: 6491883.049M UTM E: 628773.17M Date July 3, 2012 Sheet No: 2 of 8

NQ core

GRAPHIC LOG						DESCRIPTION	ALTERATION (●) (1-4)											MINERALIZATION (%)									SAMPLING AND ASSAY			
Scale	Lith	Struct	Depth	>'s	Width	Rock Type	Or	Bio	Chl	Epi	Ser	Car	Si	Kao	Ser				Py	Gal	Sph	SS	Tet	Cpy				Sample No.	From	To	Control
						Fracture infills of py present throughout																								
						uKBX Fragments are angular to subrounded Thorn stock frags range from mod-alteration to highly alteration					1-2			1-2				2-3									ESS4 3588	20.20	21.30	
																												ESS4 3589	21.30	22.25	
																												ESS4 3590	22.25	23.25	
																												ESS4 3591	23.25	24.25	
																												ESS4 3592	24.25	25.30	
						Dissiminated and Fine grained py + SS throughout Matrix. Possible alteration																								ESS4 3593	25.30	26.30	ESS4 3594
																												ESS4 3595	26.30	27.30	
																												ESS4 3596	27.30	28.35	
																												ESS4 3597	28.35	29.35	
																												ESS4 3598	29.35	30.35	ESS4 3599
																												ESS4 3600	30.35	31.39	
																												ESS4 3601	31.39	32.39	ESS4 3602
																												ESS4 3603	32.39	33.40	
																												ESS4 3604	33.40	33.44	
			35.63M																									ESS4 3605	33.44	35.63	
						KTIN2 Grey-Brown, Fine grained porphyritic dyke. Calcium carbonate rich crystals ~5-10MM and are ~2% of the unit.																								No Sample			
			40.54M																											

Standard Blank Duplicate

AZ 20

BRIXTON METALS

Project: THORN Orientation: -70 dip Depth: 153.31m Logger: Gary Thompson DDH No: 711N12-63

Zone: OBAN UTM N: 6491882.232 UTM E: 628773.17m Date July 3, 2012 Sheet No: 3 of 8

NQ core

GRAPHIC LOG						DESCRIPTION		ALTERATION [redacted] (1-4)												MINERALIZATION (%)									SAMPLING AND ASSAY			
1M Scale	Lith	Struct	M Depth	>'s	Width	Rock Type		Or	Bio	Chl	Epi	Ser	Car	Si	Kao	Ser				Py	Gal	Sph	SS	Tet	Cpy				Sample No.	From	To	Control
						KTIN2																										
						uKPO	Altered Thorn stock, has a																						ESS4 3606	40.54	41.5	
							Crackly breccia appearance.																						ESS4 3607	41.5	42.5	
							Increased alteration in this unit																						ESS4 3608	42.5	43.59	
																													ESS4 3609	43.59	44.6	
							Veinlets are infilled with py 1SS																						ESS4 3610	44.60	45.6	
							and are ~2mm wide																						ESS4 3611	45.60	46.63	
																													ESS4 3612	46.63	47.6	
								1																					ESS4 3613	47.6	48.58	
																													ESS4 3614	48.58	49.6	
																				3-4			3-4						ESS4 3615	49.6	50.6	
																													ESS4 3616	50.6	51.6	
																													ESS4 3617	51.6	52.6	
																													ESS4 3618	52.6	53.6	
																													ESS4 3619	53.6	54.6	
																													ESS4 3620	54.6	55.6	
																													ESS4 3621	55.6	56.6	
																													ESS4 3622	56.6	57.6	
			58.82M																										ESS4 3623	57.6	58.82	ESS4 3624
						KTIN2	Same dyke as above																						no sample			

60M

duplicate

BRIXTON METALS

Project: THORN Orientation: A720°/-70dip Depth: 153.31M Logger: Christina Anstey DDH No: THN 12 - 63

Zone: OBAN UTM N: 6491883.049 UTM E: 628773.17M Date: July 3, 2012 Sheet No: 4 of 8

NQ core

GRAPHIC LOG						DESCRIPTION	ALTERATION (1-4)										MINERALIZATION (%)									SAMPLING AND ASSAY			
1M Scale	Lith	Struct	Depth	>'s	M Width	Rock Type	Or	Bio	Chl	Epi	Ser	Car	Si	Kao	Ser		Py	Gal	Sph	SS	Tet	Cpy				Sample No.	From	To	Control
			61.12M			$KTIN_2$																						
						Same as previous altered																						
						UHPO Thorn stock																				ESS4 3625	61.10	62.10	
																										ESS4 3626	62.10	63.10	
			65.3M																							ESS4 3627	63.10	64.10	
																										ESS4 3628	64.10	65.30	
																										No Sample			
			67.49M			$KTIN_2$ Same dyke as above																							
																										ESS4 3629	67.49	68.50	
						UHBX1 Oban Breccia - similar to previous																					ESS4 3630	68.50	69.50	
						Oban unit																					ESS4 3631	69.50	70.50	ESS4 3632
						Increasing mineralization throughout																					ESS4 3633	70.5	71.5	
																											ESS4 3634	71.5	72.5	
																											ESS4 3635	72.5	73.5	
																											ESS4 3636	73.5	74.5	
																											ESS4 3637	74.5	75.5	ESS4 3638
																											ESS4 3639	75.5	76.5	
																											ESS4 3640	76.5	77.5	
																											ESS4 3641	77.5	78.5	
																											ESS4 3642	78.5	79.5	
																											ESS4 3643	79.5	80.5	ESS4 3644

Standard

Duplicate

BRIXTON METALS

Project: THORN Orientation: A7 20°/-70 dip Depth: 153.31 M Logger: Gary Thompson DDH No: THN12-63

Zone: QBAN UTM N: 6491883.049M UTM E: 628773.17M Date July 3, 2012 Sheet No: 5 of 8

NQ Core

GRAPHIC LOG						DESCRIPTION	ALTERATION (1-4)												MINERALIZATION (%)									SAMPLING AND ASSAY			
1M Scale	Lith	Struct	M Depth	>'s	Width	Rock Type	K-Spar Or	Bio	Chl	Epi	Ser	Car	Si	Kao	Ser					Py	Gal	Sph	SS	Tet	Cpy				Sample No.	From	To	Control
						At 79.66M influx in tetrahedrite/Tnn																									
						uKBX a mix of crackly, clean breccia and													1-15%				40					ESS4 3645	80.5	81.5	
						semi massive matrix infill of tet/Tnn																						ESS4 3646	81.5	82.5	
						rimmed by py							2															ESS4 3647	82.5	83.5	
						At 82.7 - 83.2 localized semimassive																						ESS4 3648	83.5	84.5	ESS4 3649
						up to 40% Tet.																						ESS4 3650	84.5	85.5	
						A 83.3 py increases and is also																						ESS4 3651	85.5	86.5	
						semi-massive - fracture fill and localized	2				2																	ESS4 3652	86.5	87.5	
						Py has a reddish brown tinge (pos.	1																					ESS4 3653	87.5	88.5	
						hem or sph) - locally at 1%.																						ESS4 3654	88.5	89.5	ESS4 3655
						Also throughout is semi massive breccia																						ESS4 3656	89.5	90.5	
						Matrix infill of Tet - py - sph - SS																						ESS4 3657	90.5	91.5	
						and is separated by mottled thorn																						ESS4 3658	91.5	92.5	
						Stock. This runs from 92.5 - 128.93																						ESS4 3659	92.5	93.5	
																												ESS4 1060	93.5	94.5	ESS4 1061
																												ESS4 1062	94.5	95.5	
																												ESS4 1063	95.5	96.5	
																												ESS4 1064	96.5	97.5	
																												ESS4 1065	97.5	98.5	
																												ESS4 1066	98.5	99.5	
																												ESS4 1067	99.5	100.5	

BRIXTON METALS

Project: THORN Orientation: AZ 20°/-70 dip Depth: 153.31m Logger: Gary Thompson DDH No: THN12-63

Zone: OBAN UTM N: 6491883.019m UTM E: 628773.17m Date July 3, 2012 Sheet No: 6 of 8

NQ Core

GRAPHIC LOG						DESCRIPTION		ALTERATION (%)												MINERALIZATION (%)									SAMPLING AND ASSAY			
Scale	Lith	Struct	Depth	>'s	Width	Rock Type		Or	Bio	Chl	Epi	Ser	Car	Si	Kao	Ser				Py	Gal	Sph	SS	Tet	Cpy				Sample No.	From	To	Control
						UKBX																							ESS4 1068	100.5	101.5	
																													ESS4 1069	101.5	102.5	ESS4 1070
																													ESS4 1071	102.5	103.5	
																													ESS4 1072	103.5	104.5	
								1				3		1	3					10		5-10		5					ESS4 1073	104.5	105.5	
																													ESS4 1074	105.5	106.5	
																													ESS4 1075	106.5	107.5	
																													ESS4 1076	107.5	108.5	
						At 130M a large, altered thorn																							ESS4 1077	108.5	109.5	
						stock fragment is present between																							ESS4 1078	109.5	110.5	
						two semi massive breccia zones to 135.03																							ESS4 1079	110.5	111.5	
																													ESS4 1080	111.5	112.5	
																													ESS4 1081	112.5	113.5	
						135.03 is the start of a high																							ESS4 1082	113.5	114.5	ESS4 1083
						mineralization of semi massive																							ESS4 1084	114.5	115.5	
						tet - py - sph - cpy - ss. Py + Cpy		1				3		1	3					5		Trace-1		5	10	10			ESS4 1085	115.5	116.5	
						rimming the fragments in the																							ESS4 1086	116.5	117.5	
						breccia. Unit ends at 138M.																							ESS4 1087	117.5	118.5	
																													ESS4 1088	118.5	119.5	
																													ESS4 1089	119.5	120.5	

BRIXTON METALS

AZ 20

Project: THORN Orientation: -70 dip Depth: 153.31M Logger: Gary Thompson DDH No: THN12-63

Zone: OBAN UTM N: 6491882.232 UTM E: 628772.9507 Date July 3, 2012 Sheet No: 7 of 8

NQ Core

GRAPHIC LOG						DESCRIPTION	ALTERATION (1-4)											MINERALIZATION (%)									SAMPLING AND ASSAY			
1M Scale	Lith	Struct	M Depth	>'s	Width	Rock Type	Or	Bio	Chl	Epi	Ser	Car	Si	Kao	Ser				Py	Gal	Sph	SS	Tet	Cpy				Sample No.	From	To	Control
						uKBX1 OBAN Breccia																					ESS4 1090	120.5	121.5	
						Same as above																					ESS4 1091	121.5	122.5	
																											ESS4 1092	122.5	123.5	
																											ESS4 1093	123.5	124.5	
																											ESS4 1094	124.5	125.5	
																											ESS4 1095	125.5	126.5	
																											ESS4 1096	126.5	127.5	
							1				3		1	3					5		5	10					ESS4 1097	127.5	128.5	
																											ESS4 1098	128.5	129.5	
																											ESS4 1099	129.5	130.5	
																											ESS4 1100	130.5	131.5	ESS4 1101
																											ESS4 1102	131.5	132.5	
																											ESS4 1103	132.5	133.5	
																											ESS4 1104	133.5	135.03	
																											ESS4 1105	135.03	136.0	
																											ESS4 1106	136.0	137.0	
																											ESS4 1107	137.0	138.0	
																											ESS4 1108	138.0	139.0	ESS4 1109
																											ESS4 1110	139.0	140.0	

Duplicate

140M

BRIXTON METALS

AZ 20

Project: THORN Orientation: -70 dip Depth: 153.31M Logger: Gary Thompson DDH No: THN12-63

Zone: OBAN UTM N: 6491882.232 UTM E: 628772.9507 Date July 3, 2012 Sheet No: 8 of 8

NQ Core

GRAPHIC LOG						DESCRIPTION	ALTERATION (1-4)										MINERALIZATION (%)									SAMPLING AND ASSAY			
Scale	Lith	Struct	Depth	>'s	Width	Rock Type	Or	Bio	Chl	Epi	Ser	Car	Si	Kao	Ser		Py	Gal	Sph	SS	Tet	Cpy				Sample No.	From	To	Control
						uKBX1 OBAN Breccia																							
						lesser amounts of semi-massive																							
						mineralization and fewer veinlettes																							
						than before. Veinletes are																							
						py + tet	1				3		1	3			5		5	10						ESS4 1111	140.0	141.0	
																										ESS4 1112	141.0	142.0	
																										ESS4 1113	142.0	143.0	
																										ESS4 1114	143.0	144.0	
																										ESS4 1115	144.0	145.0	
																										ESS4 1116	145.0	146.0	
																										ESS4 1117	146.0	147.0	
																										ESS4 1118	147.0	148.0	ESS4 1119
																										ESS4 1120	148.0	149.0	
																										ESS4 1121	149.0	150.0	
																										ESS4 1122	150.0	151.0	
																										ESS4 1123	151.0	152.0	
						END OF HOLE (153.3M)																				ESS4 1124	152.0	153.31	

BRIXTON METALS

AZ 230

Project: THORN Orientation: -55 dip Depth: 102.1M Logger: Gary Thompson DDH No: THN12-64

Zone: OBAN UTM N: 6491938.074 UTM E: 628797.4338 Date July 4, 2012 Sheet No: 1 of 6

NQ Core

GRAPHIC LOG						DESCRIPTION		ALTERATION (●) (1-4)											MINERALIZATION (%)									SAMPLING AND ASSAY			
1M Scale	Lith	Struct	M Depth	>'s	Width	Rock Type		Or	Bio	Chl	Epi	Ser	Car	Si	Kao	Ser							Py	Gal	Sph	SS	Tet	Cpy				Sample No.	From	To	Control
			6.10M			OVB	Casing (6.10M)																									
							OBAN BRECCIA																									
						uHBX1	From top of hole to ~16.25 rock is broken and almost clay like. Matrix infill of semi-massive py + TeT/SS. Thin veinlets of EG py-SS 1-3MM in crackle breccia up to 10CM wide. Dissiminated Py+SS throughout. Locally py 25-30% and 5-10% in crackle locally Tet 10% and 1-3% diss.	3-4		1		2		1	3-4						15			1-2	2-5						ESS4 1125	6.1	7.1	
																															ESS4 1126	7.1	8.5	
																															ESS4 1127	8.5	10.0	
																															ESS4 1128	10.0	11.0	
																															ESS4 1129	11.0	12.5	
																															ESS4 1130	12.5	14.5	
																															ESS4 1131	14.5	16.0	ESS4 1132
																															ESS4 1133	16.0	17.23	
							In and out crackle and Oban breccia																									ESS4 1134	17.23	18.0	
																															ESS4 1135	18.0	19.0	
																															ESS4 1136	19.0	20.0	

20M

BRIXTON METALS

AZ 230

Project: THORN Orientation: -55 dip Depth: 102.11M Logger: Gary Thompson DDH No: THN12-64

Zone: OBAN UTM N: 6491938.074 UTM E: 628797.4338 Date July 4, 2012 Sheet No: 2 of 6

NQ Core

GRAPHIC LOG						DESCRIPTION	ALTERATION (1-4)												MINERALIZATION (%)									SAMPLING AND ASSAY			
1M Scale	Lith	Struct	H Depth	>'s	Width	Rock Type	Or	Bio	Chl	Epi	Ser	Car	Si	Kao	Ser				Py	Gal	Sph	SS	Tet	Cpy				Sample No.	From	To	Control
						UHOX, OBAN Breccia																									
						lesser amounts of veining and																									
						infill of mineralization - spacing																									
						between areas of mineralization			1		2			3					10-15			2	3								
						is ~1-2M																									
																												ESS4 1137	20.0	21.0	ESS4 1138
																												ESS4 1139	21.0	22.0	
																												ESS4 1140	22.0	23.0	
																												ESS4 1141	23.0	24.0	
																												ESS4 1142	24.0	25.0	ESS4 1143
																												ESS4 1144	25.0	26.0	
																												ESS4 1145	26.0	27.0	
																												ESS4 1146	27.0	28.0	
																												ESS4 1147	28.0	29.0	ESS4 1148
																												ESS4 1149	29.0	30.0	
																												ESS4 1150	30.0	31.0	
																												ESS4 1151	31.0	32.0	
																												ESS4 1152	32.0	33.0	
																												ESS4 1153	33.0	34.0	ESS4 1154
																												ESS4 1155	34.0	35.0	
																												ESS4 1156	35.0	36.0	
																												ESS4 1157	36.0	37.0	
																												ESS4 1158	37.0	38.0	
																												ESS4 1159	38.0	39.0	
																												ESS4 1160	39.0	40.0	

Duplicate

Standard

Duplicate

Standard

40M

BRIXTON METALS

AZ 230

Project: THORN Orientation: -55 dip Depth: 102.1M Logger: Gary Thompson DDH No: THN12-64

Zone: OBAN UTM N: 6491938.074 UTM E: 628797.4338 Date July 4, 2012 Sheet No: 3 of 6

NQ Core

GRAPHIC LOG						DESCRIPTION	ALTERATION (1-4)												MINERALIZATION (%)									SAMPLING AND ASSAY			
1M Scale	Lith	Struct	M Depth	>'s	Width	Rock Type	Or	Bio	Chl	Epi	Ser	Car	Si	Kao	Ser				Py	Gal	Sph	SS	Tet	Cpy				Sample No.	From	To	Control
						ukBX OBAN Breccia																									
						1-2M sections of Thorn stock (ukPO) throughout the whole Oban unit in the core.																									
									1		2			3					10-15			2	3					ESS4 1161	40.0	41.0	ESS4 1162
																												ESS4 1163	41.0	42.0	
																												ESS4 1164	42.0	43.0	
																												ESS4 1165	43.0	44.0	
																												ESS4 1166	44.0	45.0	
																												ESS4 1167	45.0	46.0	
																												ESS4 1168	46.0	47.0	
																												ESS4 1169	47.0	47.77	
																												ESS4 1170	47.77	48.5	
																												ESS4 1171	48.5	49.5	ESS4 1172
																												ESS4 1173	49.5	50.5	
																												ESS4 1174	50.5	51.5	
																												ESS4 1175	51.5	52.5	
																												ESS4 1176	52.5	53	
																												ESS4 1177	53	54	
																												ESS4 1178	54	55	ESS4 1179
																												ESS4 1180	55	56	
																												ESS4 1181	56	57	
																												ESS4 1182	57	58	ESS4 1183
																												ESS4 1184	58	59	
																												ESS4 1185	59	60	

Standard

Duplicate

60m

BRIXTON METALS

AZ230

Project: THORN Orientation: -55 dip Depth: 102.11M Logger: Gary Thompson DDH No: THN12-64

Zone: OBAN UTM N: 6491938.074 UTM E: 628797.4338 Date July 14, 2012 Sheet No: 4 of 6

NQ Core

GRAPHIC LOG						DESCRIPTION	ALTERATION (1-4)											MINERALIZATION (%)									SAMPLING AND ASSAY			
1M Scale	Lith	Struct	M Depth	>'s	Width	Rock Type	Or	Bio	Chl	Epi	Ser	Car	Si	Kao	Ser				Py	Gal	Sph	SS	Tet	Cpy				Sample No.	From	To	Control
						uKRX																					ESS4 1186	60.0	61.0	
																											ESS4 1187	61.0	62.0	
																											ESS4 1188	62.0	63.0	
																											ESS4 1189	63.0	64.0	
																											ESS4 1190	64.0	65.5	ESS4 1191
																											ESS4 1192	65.5	66.5	
																											ESS4 1193	66.5	67.5	
																											ESS4 1194	67.5	68.5	
																											ESS4 1195	68.5	69.5	
						Matrix infill contains more brown → pos. sph.																					ESS4 1196	69.5	70.5	ESS4 1197
																											ESS4 1198	70.5	71.5	
						From 70-91.5M is in and out thorn stock (uKPO) with diss. py + ss, and Oban breccia mixed with the crackle breccia. similar to above units																					ESS4 1199	71.5	72.5	
																											ESS4 1200	72.5	73.5	
																											ESS4 1201	73.5	74.5	
																											ESS4 1202	74.5	75.5	ESS4 1203
																											ESS4 1204	75.5	76.5	
																											ESS4 1205	76.5	77.5	
																											ESS4 1206	77.5	78.5	
																											ESS4 1207	78.5	79.5	
																											ESS4 1208	79.5	80.5	

80M

BRIXTON METALS

AZ 230

Project: THORN Orientation: -55 dip Depth: 102.11M Logger: Gary Thompson DDH No: THN12-64

Zone: OBAN UTM N: 6491938.074 UTM E: 628797.4338 Date July 4, 2012 Sheet No: 5 of 6

NQ Core

GRAPHIC LOG						DESCRIPTION	ALTERATION (1-4)											MINERALIZATION (%)									SAMPLING AND ASSAY			
M Scale	Lith	Struct	M Depth	>'s	Width	Rock Type	Or	Bio	Chl	Epi	Ser	Car	Si	Kao	Ser				Py	Gal	Sph	SS	Tet	Cpy				Sample No.	From	To	Control
						uKBX OBAN BRECCIA																					ESS4 1209	80.5	81.5	
																											ESS4 1210	81.5	82.5	ESS4 1211
																											ESS4 1212	82.5	83.5	
																											ESS4 1213	83.5	84.5	
																											ESS4 1214	84.5	85.5	
																											ESS4 1215	85.5	86.5	
																											ESS4 1216	86.5	87.5	ESS4 1217
																											ESS4 1218	87.5	88.5	
																											ESS4 1219	88.5	89.5	
																											ESS4 1220	89.5	90.5	
																											ESS4 1221	90.5	91.5	
			91.5M																											
						uKPO Stopped taking samples at 91.5 due to end of mineralization																									
						From 91.5M to EOH is all thorn stock with trace amounts of mineralization and few ~2MM py veinlets.	1		1		3		1	2					1												

BRIXTON METALS

AZ 230

Project: THORN Orientation: -55 dip Depth: 102.11M Logger: Gary Thompson DDH No: THN12-64

Zone: OBAN UTM N: 6491938.074 UTM E: 628797.4338 Date July 4, 2012 Sheet No: 6 of 6

NQ Core

GRAPHIC LOG						DESCRIPTION	ALTERATION (1-4)											MINERALIZATION (%)									SAMPLING AND ASSAY			
1M Scale	Lith	Struct	M Depth	>'s	Width	Rock Type	Or	Bio	Chl	Epi	Ser	Car	Si	Kao	Ser				Py	Gal	Sph	SS	Tet	Cpy				Sample No.	From	To	Control
						uKPD																								
						END OF HOLE (102.11M)																								

120M

BRIXTON METALS

AZ 0

Project: THORN Orientation: -90° dip Depth: 151.18 M Logger: Gary Thompson DDH No: THN12-65

Zone: OBAN UTM N: 6491938.768 UTM E: 628797.8721 Date July 6, 2012 Sheet No: 1 of 8

NQ Core

GRAPHIC LOG						DESCRIPTION	ALTERATION (●) (1-4)											MINERALIZATION (%)									SAMPLING AND ASSAY			
Scale 1m	Lith	Struct	Depth M	>'s	Width	Rock Type	Or	Bio	Chl	Epi	Ser	Carb	Si	Kao	Ser				Py	Gal	Sph	SS	Tet	Cpy				Sample No.	From	To	Control
			6.10M			OVB Casing (6.10M)																								
		Rubble				OBAN Breccia - high grade mineralization																						ESS4 1235	6.10	7.0	
		core + Rubble				uKBX1 mixed rubble + core to 21.5M. Strong																						ESS4 1236	7.0	8.0	
						alt thorn stock (uKPo) frags. with																						ESS4 1237	8.0	9.0	
						locally semi massive to massive breccia																						ESS4 1238	9.0	10.0	
						matrix infill as layering, rimming frags,																						ESS4 1239	10.0	11.0	
						of py-tet-sph-SS. Interlayered	3		1		3			3					13	0.1	2	3	10					ESS4 1240	11.0	12.0	
						py-tet-sph and occ. gal includes																						ESS4 1241	12.0	13.0	
						sections of strongly alt crackle bx																						ESS4 1242	13.0	14.0	ESS4 1243
						thorn stock that consists of stringers																						ESS4 1244	14.0	15.0	
						of sulphides as py+SS+tet. Rock																						ESS4 1245	15.0	16.0	
						is med. grey to buff green-yellow,																						ESS4 1246	16.0	17.0	
						bleached frags. mineralization is in																						ESS4 1247	17.0	18.0	
						and out with some altered thorn stock																						ESS4 1248	18.0	19.0	
		brecciated				fragments appearing strongly alt																						ESS4 1249	19.0	20.0	ESS4 1250

BRIXTON METALS

Project: THORN | Orientation: AZO -90 dip | Depth: 151.18 | Logger: Gary Thompson | DDH No: THN12-65

Zone: OBAN | UTM N: 6491938.768 | UTM E: 628797.8721 | Date: July 6, 2012 | Sheet No: 2 of 8

NQ Core

GRAPHIC LOG						DESCRIPTION	ALTERATION (1-4)												MINERALIZATION (%)									SAMPLING AND ASSAY			
1M Scale	Lith	Struct	M Depth	>'s	Width	Rock Type	Or	Bio	Chl	Epi	Ser	Car	Si	Kao	Ser				Py	Gal	Sph	SS	Tet	Cpy				Sample No.	From	To	Control
		Broken				wear mineral where not mineralized,																						ESS4	20.0	21.0	
						uKBX1 the breccia matrix is fine "rock																						ESS4	21.0	22.0	
		Stick Rock				flour" thorn frags diss py ss																						ESS4	22.0	23.0	
						3-5%, Massive zones up to 25cm																						ESS4	23.0	24.0	ESS4 1255
																												ESS4	24.0	25.0	
						High grade mineralization																						ESS4	25.0	26.0	
																												ESS4	26.0	27.0	
						Breccia frags. angular to well																						ESS4	27.0	28.0	
						rounded crackle breccia frags +	4		1		1			3					5		1	1	0.5					ESS4	28.0	29.0	
						alt. thorn stock (uKPO) frags																						ESS4	29.0	30.0	
						range up to 3m.																						ESS4 1262	30.0	31.0	ESS4 1264
																												ESS4 1263	31.0	32.0	ESS4 1265
																												ESS4	32.0	33.0	
																												ESS4	33.0	34.0	
																												ESS4	34.0	35.0	
																												ESS4	35.0	36.0	ESS4 1270
																												ESS4	36.0	37.0	
						py veinlet																						ESS4	37.0	38.0	
			38.0	40°	1cm																							ESS4	38.0	39.0	
																												ESS4	39.0	40.0	

duplicate

duplicate standard

blank

BRIXTON METALS

AZ 0

Project: THORN Orientation: -90° dip Depth: 151.18M Logger: Gary Thompson DDH No: THN12-65

Zone: OBAN UTM N: 6491938.768 UTM E: 628797.8721 Date July 6, 2012 Sheet No: 3 of 8

NQ Core

GRAPHIC LOG						DESCRIPTION	ALTERATION (●) (1-4)										MINERALIZATION (%)								SAMPLING AND ASSAY			
1M Scale	Lith	Struct	M Depth	>'s	Width	Rock Type	Or	Bio	Chl	Epi	Ser	Car	Si	Kao	Ser				Py	Gal	Sph	SS	Tet	Cpy			Sample No.	From	To	Control
		/		30°	5cm	5cm Sulphide contact with alt																							
						uKBX1 thorn stock py, sph, tet																							
						Same as above																							
							4		1		2			3					4			1							

BRIXTON METALS

Project: THORN Orientation: AZ 0 -90 dip Depth: 151.18 Logger: Gary Thompson DDH No: THN 12-65

Zone: OBAN UTM N: 6491938.7768 UTM E: 628797.8721 Date July 6, 2012 Sheet No: 4 of 8

NQ Core

GRAPHIC LOG						DESCRIPTION		ALTERATION (●) (1-4)											MINERALIZATION (%)							SAMPLING AND ASSAY			
1M Scale	Lith	Struct	M Depth	>'s	Width	Rock Type		Or	Bio	Chl	Epi	Ser	Car	Si	Kao	Ser			Py	Gal	Sph	SS	Tet	Cpy			Sample No.	From	To	Control
							Same as above																						
						uKBX	OBAN Breccia																						
		1	63.4	30°	5cm		at 63.0M Sulphide contact 30° to																						
							core axis.																						
			71M																2-4									
							71M end of high grade mineralization																						
						uKBX	and reduced to diss py ± ss																						
							Mix thorn stock (uKPO) highly																						
							alt, crackle breccia and OBAN	4	1	1		2			3				4		0.5	1	0.1						
							breccia ↳(uKBX4)																						
							Occasional zones of sulphide																						
							rich breccia w/ py + sph + lesser																						
							tet + ss																						

Sample No.	From	To	Control
ESS4 1296	60.0	61.0	
ESS4 1297	61.0	62.0	
ESS4 1298	62.0	63.0	
ESS4 1299	63.0	64.0	
ESS4 1300	64.0	65.0	
ESS4 1301	65.0	66.0	
ESS4 1302	66.0	67.0	
ESS4 1303	67.0	68.0	
ESS4 1304	68.0	69.0	
ESS4 1305	69.0	70.0	
ESS4 1306	70.0	71.0	
ESS4 1307	71.0	72.0	
ESS4 1308	72.0	73.0	
ESS4 1309	73.0	74.0	ESS4 1310
ESS4 1311	74.0	75.0	
ESS4 1312	75.0	76.0	
ESS4 1313	76.0	77.0	
ESS4 1314	77.0	78.0	
ESS4 1315	78.0	79.0	ESS4 1316
ESS4 1317	79.0	80.0	

duplicate

duplicate

BRIXTON METALS

AZ 0

Project: THORN Orientation: -90° dip Depth: 151.18 M Logger: Gary Thompson DDH No: THN12-65

Zone: OBAN UTM N: 6491938.768 UTM E: 628797.8721 Date July 6, 2012 Sheet No: 5 of 8

NQ Core

GRAPHIC LOG						DESCRIPTION	ALTERATION (1-4)											MINERALIZATION (%)									SAMPLING AND ASSAY			
1M Scale	Lith	Struct	Depth	>'s	Width	Rock Type	Or	Bio	Chl	Epi	Ser	Car	Si	Kao	Ser				Py	Gal	Sph	SS	Tet	Cpy				Sample No.	From	To	Control
						uKBX1 Alternating OBAN breccia (uKBX1) Thorn stock (uKPO) and crackle breccia (uKBX4) Med-light grey-buff colour w/ occ fragments of very strong alteration	4		1		2			3					7		1	1	1					ESS4 1318	80.0	81.0	
																												ESS4 1319	81.0	82.0	
																												ESS4 1320	82.0	83.0	ESS4 1321
																												ESS4 1322	83.0	84.0	
																												ESS4 1323	84.0	85.0	
																												ESS4 1324	85.0	86.0	
																												ESS4 1325	86.0	87.0	
																												ESS4 1326	87.0	88.0	
																												ESS4 1327	88.0	89.0	
																												ESS4 1328	89.0	90.0	ESS4 1329
																												ESS4 1330	90.0	91.0	
																												ESS4 1331	91.0	92.0	
																												ESS4 1332	92.0	93.0	
																												ESS4 1333	93.0	94.0	
																												ESS4 1334	94.0	95.0	
																												ESS4 1335	95.0	96.0	
			97.0M																									ESS4 1336	96.0	97.0	ESS4 1337
			98.4M			uKBX1 high grade section same as previous breccia py + sph + ss + tet (1.4%)																							ESS4 1338	97.0	97.75	
																												ESS4 1339	97.75	98.5	
																												ESS4 1340	98.5	99.5	
						uKBX1																						ESS4 1341	99.5	100.5	

BRIXTON METALS

AZ 0

Project: THORN Orientation: -90 dip Depth: 151.18 Logger: Gary Thompson DDH No: THN12-65

Zone: ORAN UTM N: 6491938.768 UTM E: 628797.8721 Date July 6, 2012 Sheet No: 6 of 8

NQ Core

GRAPHIC LOG						DESCRIPTION	ALTERATION ● (1-4)												MINERALIZATION (%)									SAMPLING AND ASSAY			
1M Scale	Lith	Struct	M Depth	>'s	Width	Rock Type	Or	Bio	Chl	Epi	Ser	Car	Si	Kao	Ser				Py	Gal	Sph	SS	Tet	Cpy				Sample No.	From	To	Control
						uKBX1 Mix of OBAN Breccia, thin Stock (uKPO) and Crackle breccia (uKBX4). Strongly alt., w/ diss mineralization of py and occ. veinlets rare semi-massive local zones of py + sph ± tet 2-7% combined py + sph ± tet + SS to EOH Sulphides are diss + fracture filled and matrix of breccia.	4	1	2		2			3				5		0.5	2	0.5				ESS4 1342	100.5	101.5	ESS4 1343
																												ESS4 1344	101.5	102.5	
																												ESS4 1345	102.5	103.5	
																												ESS4 1346	103.5	104.5	
																												ESS4 1347	104.5	105.5	
																												ESS4 1348	105.5	106.5	
																												ESS4 1349	106.5	107.5	ESS4 1350
																												ESS4 1351	107.5	108.5	
																												ESS4 1352	108.5	109.5	
																												ESS4 1353	109.5	110.5	
																												ESS4 1354	110.5	111.5	
																												ESS4 1355	111.5	112.5	
																												ESS4 1356	112.5	113.5	
																												ESS4 1357	113.5	114.5	ESS4 1358
																												ESS4 1359	114.5	115.5	
																												ESS4 1360	115.5	116.5	
																												ESS4 1361	116.5	117.5	
																												ESS4 1362	117.5	118.5	
																												ESS4 1363	118.5	119.5	
		/	120	30°	1-3 MM	SS + py veinlets through common 30° to core axis																						ESS4 1364	119.5	120.5	ESS4 1365

Duplicate

Standard

Blank

BRIXTON METALS

Project: THORN Orientation: AZ 0° -90° dip Depth: 151.18m Logger: Gary Thompson DDH No: THN12-65

Zone: 08AN UTM N: 6491938.768 UTM E: 628797.8721 Date July 6, 2012 Sheet No: 7 of 8

NQ Core

GRAPHIC LOG						DESCRIPTION	ALTERATION (%) (1-4)												MINERALIZATION (%)									SAMPLING AND ASSAY			
1m Scale	Lith	Struct	M Depth	>'s	Width	Rock Type	Or	Bio	Chl	Epi	Ser	Car	Si	Kao	Ser				Py	Gal	Sph	SS	Tet	Cpy				Sample No.	From	To	Control
						uKBX Same as above to end of hole.																						ESS4 1365	120.5	121.5	
																												ESS4 1367	121.5	122.5	
																												ESS4 1368	122.5	123.5	
																												ESS4 1369	123.5	124.5	ESS4 1370
																												ESS4 1371	124.5	125.5	
																												ESS4 1372	125.5	126.5	
																												ESS4 1373	126.5	127.5	
							4	1	2		2			3					5		0.5	2	0.5					ESS4 1374	127.5	128.5	
																												ESS4 1375	128.5	129.5	
																												ESS4 1376	129.5	130.5	ESS4 1377
																												ESS4 1378	130.5	131.5	
																												ESS4 1379	131.5	132.5	
																												ESS4 1380	132.5	133.5	
																												ESS4 1381	133.5	134.5	
																												ESS4 1382	134.5	135.5	
																												ESS4 1383	135.5	136.5	
																												ESS4 1384	136.5	137.5	
																												ESS4 1385	137.5	138.5	
																												ESS4 1386	138.5	139.5	
																												ESS4 1387	139.5	140.5	ESS4 1388

BRIXTON METALS

AZ 0

Project: THORN Orientation: -90° dip Depth: 151.18M Logger: Gary Thompson DDH No: THN12-65

Zone: 08AN UTM N: 6491938.768 UTM E: 628797.872 Date July 6, 2012 Sheet No: 8 of 8

NQ Core

GRAPHIC LOG						DESCRIPTION	ALTERATION (1-4)											MINERALIZATION (%)									SAMPLING AND ASSAY			
Scale	Lith	Struct	Depth M	>'s	Width	Rock Type	Or	Bio	Chl	Epi	Ser	Car	Si	Kao	Ser				Py	Gal	Sph	SS	Tet	Cpy				Sample No.	From	To	Control
						ukBX Same as above. ORAN Breccia mixed with Thorn stock (ukPO) and crackle breccia (ukBX4)	4	1	2		2			3				5		0.5	2	0.5						ESS4 1389	140.5	141.5	
																												1390	141.5	142.5	
																												1391	142.5	143.5	
																												1392	143.5	144.5	
																												1393	144.5	145.5	
																												1394	145.5	146.5	
																												1395	146.5	147.5	ESS4 1396
																												1397	147.5	148.5	
																												1398	148.5	149.5	
																												1399	149.5	150.5	
			151.18M																									1400	150.5	151.18	ESS4 1401
						END OF HOLE (151.18M)																								

duplicate

standard

160m

BRIXTON METALS

Project: THORN Orientation: AZ 150 / -70 dip Depth: 84.43 M Logger: G. Thompson DDH No: THN 12-66
Zone: OBAN UTM N: 6491937.978 UTM E: 628801.5684 Date July 8, 2012 Sheet No: 1 of 5
NQ Core

GRAPHIC LOG						DESCRIPTION	ALTERATION (1-4)										MINERALIZATION (%)									SAMPLING AND ASSAY			
In Scale	Lith	Struct	M Depth	>'s	Width	Rock Type	Or	Bio	Chl	Epi	Ser	Car	Si	Kao					Py	Gal	Sph	SS	Tet	Cpy			Sample No.	From	To	Control
			3.05			Casing 3.05M																							
						OVB																							
					Broken to 10M	UKBX3 Well Mineralized between 3.05-47.48M																							
						OBAN Breccia with fragments of altered thorn stock and crackle breccia. Light grey green to dark gray. 3 styles of mineralization present:																							
		/	30°			1) locally semi-massive to disseminated breccia matrix infill 2) Thin (1-3mm) veinlets as crackle breccia and 3) disseminated py sulphides which include py, ss, sph, Tet.	4	1	2		2			3				10		0.5	2	0.5					ESS4 1401	10.0	11.0	
		/	30°		2mm	Strong alteration py 3-10%, ss 1-2%.																					ESS4 1402	3.05	4.0	
		/	30°		1mm	Veinlets of ss and py are commonly 30° to core axis.																					ESS4 1403	4.0	5.0	
		/	30°		2mm	Contains considerable amounts of UKBX3, UKBX4 and UKPO																					ESS4 1404	5.0	6.0	ESS4 1405
																											ESS4 1406	6.0	7.0	ESS4 1407
																											ESS4 1408	7.0	8.0	
																											ESS4 1409	8.0	9.0	
																											ESS4 1410	9.0	10.0	
																											ESS4 1411	10.0	11.0	
																											ESS4 1412	11.0	12.0	ESS4 1413
																											ESS4 1414	12.0	13.0	
																											ESS4 1415	13.0	14.0	ESS4 1416
																											ESS4 1417	14.0	15.0	
																											ESS4 1418	15.0	16.0	
																											ESS4 1419	16.0	17.0	
																											ESS4 1420	17.0	18.0	
																											ESS4 1421	18.0	19.0	
																											ESS4 1422	19.0	20.0	

Standard Plant Duplicate Plant

BRIXTON METALS

Project: THORN Orientation: AZ 150/-70 Depth: 84.43M Logger: Gary Thompson DDH No: THN12-66

Zone: OBAN UTM N: 6491937.978 UTM E: 628801.5684 Date July 8, 2012 Sheet No: 2 of 5

NQ Core

GRAPHIC LOG						DESCRIPTION		ALTERATION (●) (1-4)											MINERALIZATION (%)									SAMPLING AND ASSAY			
1M Scale	Lith	Struct	H Depth	>'s	Width	Rock Type		Or	Bio	Chl	Epi	Ser	Car	Si	Kao	Ser				Py	Gal	Sph	SS	Tet	Cpy				Sample No.	From	To	Control
						uKBX	Same as above																						E554 1423	20.0	21.0	
																													E554 1424	21.0	22.0	E554 1425
																													E554 1426	22.0	23.0	
																													E554 1427	23.0	24.0	
																													E554 1428	24.0	25.0	
																													E554 1429	25.0	26.0	E554 1430
																													E554 1431	26.0	27.0	
																													E554 1432	27.0	28.0	
																													E554 1433	28.0	29.0	
								4	1	2		2			3					10		0.5	2	0.5					E554 1434	29.0	30.0	
																													E554 1435	30.0	31.0	
																													E554 1436	31.0	32.0	E554 1437
																													E554 1438	32.0	33.0	
																													E554 1439	33.0	34.0	
																													E554 1440	34.0	35.0	
																													E554 1441	35.0	36.0	
																													E554 1442	36.0	37.0	
																													E554 1443	37.0	38.0	
																													E554 1444	38.0	39.0	E554 1445
																													E554 1446	39.0	40.0	

BRIXTON METALS

Project: THORN Orientation: AZ 150/-70 tip Depth: 84.43M Logger: Gary Thompson DDH No: THN12-66
Zone: 08AN UTM N: 6491937.978 UTM E: 628801.5684 Date July 8, 2012 Sheet No: 3 of 5
NQ Core

GRAPHIC LOG						DESCRIPTION	ALTERATION ● (1-4)											MINERALIZATION (%)									SAMPLING AND ASSAY			
1M Scale	Lith	Struct	M Depth	>'s	Width	Rock Type	Or	Bio	Chl	Epi	Ser	Car	Si	Kao	Ser				Py	Gal	Sph	SS	Tet	Cpy				Sample No.	From	To	Control
			47.48M			UKBX1 Mineralized OBAN Breccia to 47.48M																					E554 1447	40	41	
																											E554 1448	41	42	
																											E554 1449	42	43	
																											E554 1450	43	44	
																											E554 1451	44	45	
																											E554 1452	45	46	E554 1453
																											E554 1454	46.0	47.48	
			50.57M	30°	5cm	Dyke																								
						KTN2 Med-dark grey fine grained with cal			1			10							Trace									No Sample	47.48	50.57	
						frags, specked to porphyritic, (0.9M wide grung																									
						zone - rusty brown clay-sandy)																									
		contact		30°																											
						UKFD lower dyke contact is 30° to core axis																						E554 1455	50.57	52.0	
																											E554 1456	52.0	53.0	
						Mineralization drops in the Thorn Stock																						E554 1457	53.0	54.0	
						grey-green in colour with weak																						E554 1458	54.0	55.0	
						disseminated py (2-5%) ± SS																						E554 1459	55.0	56.0	
						Occasional py-SS veinlets (1-3MM)																						E554 1460	56.0	57.0	
																											E554 1461	57.0	58.0	
																											E554 1462	58.0	59.0	
																											E554 1463	59.0	60.0	

BRIXTON METALS

Project: THORN Orientation: AZ 150/-70 Depth: 84.43 Logger: Gary Thompson DDH No: THN12-66

Zone: OBAN UTM N: 6491937.978 UTM E: 628801.5684 Date: July 8, 2012 Sheet No: 4 of 5

NQ core

GRAPHIC LOG						DESCRIPTION	ALTERATION (1-4)										MINERALIZATION (%)									SAMPLING AND ASSAY			
1M Scale	Lith	Struct	M Depth	>'s	Width	Rock Type	Or	Bio	Chl	Epi	Ser	Car	Si	Kao	Ser				Py	Gal	Sph	SS	Tet	Cpy				Sample No.	From	To	Control
						UHPO Same as above																					E554 1464	60.0	61.0	
																										E554 1465	61.0	62.0	
																										E554 1466	62.0	63.0	
			62.5	30°	10cm	at 62.5m there is a clay-silica gauge zone (10cm). Grey-white ±ss and py																				E554 1467	63.0	65.0	
																										E554 1468	65.0	66.0	E554 1469
																										E554 1470	66.0	67.0	
																										E554 1471	67.0	68.0	
																										E554 1472	68.0	69.0	
																										E554 1473	69.0	70.0	
																										E554 1474	70.0	71.0	
																										E554 1475	71.0	72.0	E554 1476
																										E554 1477	72.0	73.75	
			75.22m			Contact is 30° to core axis																				E554 1478	73.75	75.22	
						KTN Dyke - same as above																								
																										No Sample	75.22	79.85	
			79.85m			contact is 30° to core axis																								

Standard

30m

BRIXTON METALS

Project: THORN Orientation: AZ 150/-70 dip Depth: 84.43M Logger: Gary Thompson DDH No: THN12-66

Zone: 08AN UTM N: 6491937.978 UTM E: 628801.5684 Date July 8, 2012 Sheet No: 5 of 5

NQ core

GRAPHIC LOG						DESCRIPTION	ALTERATION ● (1-4)										MINERALIZATION (%)								SAMPLING AND ASSAY			
1M Scale	Lith	Struct	M Depth	>'s	Width	Rock Type	Or	Bio	Chl	Epi	Ser	Car	Si	Kao	Ser				Py	Gal	Sph	SS	Tet	Cpy				Sample No.	From	To	Control
						uKFD																						
			84.43M			Thorn Stock - same as above																					E554 1479	79.85	82.0	
																											E554 1480	82.0	84.43	
						END OF HOLE 84.43M																								

BRIXTON METALS

Project: THORN Orientation: AZ 150/-45 Depth: 44.81 M Logger: Gary Thompson DDH No: THN12-67
Zone: OBAN UTM N: 6491937.977 UTM E: 628801.6023 Date July 8, 2012 Sheet No: 1 of 3
NQ Core

GRAPHIC LOG						DESCRIPTION	ALTERATION (●) (1-4)										MINERALIZATION (%)							SAMPLING AND ASSAY			
1M Scale	Lith	Struct	M Depth	>'s	Width	Rock Type	Or	Bio	Chl	Epi	Ser	Car	Si	Kao	Ser		Py	Gal	Sph	SS	Tet	Cpy		Sample No.	From	To	Control
			2.43M			OVB Casing (2.43M) Broken to 3M																					
						uKBX Strongly altered OBAN breccia with small-large frags of altered Thorn stock and occasional zones of semi massive breccia with py and Tet matrix infill. Galena + Tet & py to 24M. Strong mineralization appears to phase in and out throughout this section	3				2			4			15	1	0.5	2	2	Trace		ESS4 1481	2.43	4.0	
							4																	ESS4 1482	4.0	5.0	
																								ESS4 1483	5.0	6.0	ESS4 1484
																								ESS4 1485	6.0	7.0	
																								ESS4 1486	7.0	8.0	
																								ESS4 1487	8.0	9.0	
																								ESS4 1488	9.0	10.0	
																								ESS4 1489	10.0	11.0	
																								ESS4 1490	11.0	12.0	
						Thorn stock fragments contain 1-30MM veinlets of ss ± py along with diss py (~5%) uKPO								3										ESS4 1491	12.0	13.0	ESS4 1492
			13.8	60°																				ESS4 1493	13.0	14.0	
																								ESS4 1494	14.0	15.0	
																								ESS4 1495	15.0	16.0	
						At 13.8M there is a sharp contact with Mineralized breccia and thorn stock with diss py.	4																	ESS4 1496	16.0	17.0	
																								ESS4 1497	17.0	18.0	
																								ESS4 1498	18.0	19.0	ESS4 1499
																								ESS4 1500	19.0	20.0	

20

BRIXTON METALS

AZ 150

Project: THORN Orientation: Dip -45 Depth: 44.81 M Logger: Gary Thompson DDH No: THN12-167

Zone: QE.AN UTM N: 6491937.977 UTM E: 628801.6023 Date: July 8, 2012 Sheet No: 2 of 3

NQ Core

GRAPHIC LOG						DESCRIPTION		ALTERATION (1-4)											MINERALIZATION (%)									SAMPLING AND ASSAY			
1M Scale	Lith	Struct	M Depth	>'s	Width	Rock Type		Or	Bio	Chl	Epi	Ser	Car	Si	Kao	Ser				Py	Gal	Sph	SS	Tet	Cpy				Sample No.	From	To	Control
							Strong Mineralization zone ends at																								
						UKBX	dyke contact (27.0M)																								
							Decrease in total sulphides												6	0.5	Trace	3	8						ESS4 1501	20	21	
																													ESS4 1502	21	22	
																													ESS4 1503	22	23	
			27.0M																										ESS4 1504	23	24	
																													ESS4 1505	24	25	
																													ESS4 1506	25	26	
																													ESS4 1507	26	27	
		Contact		50°		KTIN2	Green-grey, fine grained, porphritic, calc dyke						2	3															NS	27.0	27.8	
			27.8M																										ESS4 1508	27.8	29.0	ESS4 1509
						uKPO	Thorn stock																						ESS4 1510	29.0	30.0	
			31.56M					4		1		1			3							Trace							ESS4 1511	30.0	31.56	
			33.56M			KTIN2	dyke - same as above						2	3															NS	31.56	33.56	
						uKBX	ORAN Breccia,																						ESS4 1512	33.56	35	
																													ESS4 1513	35	36	ESS4 1514
							at 37.0M veinlet of ss + py																						ESS4 1515	36	37	
		/	37.0	20°				4		2			1		3														ESS4 1516	37	38	
																													ESS4 1517	38	39	
																													ESS4 1518	39	40	

10M

BRIXTON METALS

AZ 150

Project: THORN Orientation: Dip -45 Depth: 44.81 m Logger: Gary Thompson DDH No: THN12-67

Zone: 08AN UTM N: 6491937.977 UTM E: 628801.6023 Date July 8, 2012 Sheet No: 3 of 3

NQ core

GRAPHIC LOG						DESCRIPTION	ALTERATION ● (1-4)										MINERALIZATION (%)									SAMPLING AND ASSAY			
1M Scale	Lith	Struct	M Depth	>'s	Width	Rock Type	Or	Bio	Chl	Epi	Ser	Car	Si	Kao	Ser				Py	Gal	Sph	SS	Tet	Cpy				Sample No.	From	To	Control
																												E554 1519	40.0	41.0	
						uKBX1																						E554 1520	41.0	42.0	E554 1521
		/		20°	2MM																							E554 1522	42.0	44.81	
						END OF HOLE (44.81M)																									

BRIXTON METALS

AZ 90

Project: THORN Orientation: -70 dip Depth: 50.90M Logger: Gary Thompson DDH No: THN12-68

Zone: OBAN UTM N: 6491940.221 UTM E: 628803.8018 Date July 9, 2012 Sheet No: 1 of 3

NQ Core

GRAPHIC LOG						DESCRIPTION	ALTERATION ● (1-4)												MINERALIZATION (%)									SAMPLING AND ASSAY			
(1M) Scale	Lith	Struct	M Depth	>'s	Width	Rock Type	Or	Bio	Chl	Epi	Ser	Car	Si	Kao	Ser				Py	Gal	Sph	SS	Tet	Cpy				Sample No.	From	To	Control
			3.05			OVB Casing (3.04M)																								
						Broken core zone to 13M																								
						OBAN Breccia																								
						VHBX Strong mineralization present to 44.96M																								
						Breccia is strongly altered, light grey in colour, dominated by a mixture throughout of py, matrix infill of breccia and diss. and fracture mineralization. Diss ~3-5%, Frac. ~1%. Semi massive zones are mixed and phases of Py, Tet, Sph and SS	4	1	1		3			3						15		1	2	1	Trace							
						Note: Box 5 (21.06M – 25.03M) had the strongest py rich zones two 10CM zones near massive.																								
																											ESS4 1523	3.05	4.0	
																											ESS4 1524	4.0	5.0	
																											ESS4 1525	5.0	6.0	
																											ESS4 1526	6.0	7.0	
																											ESS4 1527	7.0	8.0	ESS4 1528
																											ESS4 1529	8.0	9.0	
																											ESS4 1530	9.0	10.0	
																											ESS4 1531	10.0	11.0	
																											ESS4 1532	11.0	12.0	
																											ESS4 1533	12.0	13.0	
																											ESS4 1534	13.0	14.0	
																											ESS4 1535	14.0	15.0	ESS4 1536
																											ESS4 1537	15.0	16.0	
																											ESS4 1538	16.0	17.0	
																											ESS4 1539	17.0	18.0	
																											ESS4 1540	18.0	19.0	ESS4 1541
																											ESS4 1542	19.0	20.0	

Duplicate

Standard

Blank

20M

BRIXTON METALS

Project: THORN Orientation: 12 90 -70 dip Depth: 50.90M Logger: Gary Thompson DDH No: THN12-68

Zone: OBAN UTM N: 6491940.221 UTM E: 628803.8018 Date July 9 2012 Sheet No: 2 of 3

NQ Core

GRAPHIC LOG						DESCRIPTION		ALTERATION (Or) (1-4)										MINERALIZATION (%)								SAMPLING AND ASSAY			
(1:x) Scale	Lith	Struct	M Depth	>'s	Width	Rock Type		Or	Bio	Chl	Epi	Ser	Car	Si	Kao	Ser		Py	Gal	Sph	SS	Tet	Cpy				Sample No.	From	To	Control
						uKBX	Same as above																				ESS4 1543	20.0	21.0	ESS4 1544
																											ESS4 1545	21.0	22.0	
																											ESS4 1546	22.0	23.0	
																											ESS4 1547	23.0	24.0	
																											ESS4 1548	24.0	25.0	
																											ESS4 1549	25.0	26.0	
																											ESS4 1550	26.0	27.0	
																											ESS4 1551	27.0	28.0	
								4	1	1		3			3			15		1	2	1	Trace				ESS4 1552	28.0	29.0	
																											ESS4 1553	29.0	30.0	
																											ESS4 1554	30.0	31.0	ESS4 1555
																											ESS4 1556	31.0	32.0	
																											ESS4 1557	32.0	33.0	
																											ESS4 1558	33.0	34.0	
																											ESS4 1559	34.0	35.0	
																											ESS4 1560	35.0	36.0	
																											ESS4 1561	36.0	37.0	
																											ESS4 1662	37.0	38.0	ESS4 1663
																											ESS4 1664	38.0	39.0	
																											ESS4 1665	39.0	40.0	

Standard

Duplicate

Blank

BRIXTON METALS

Project: THORN Orientation: AZ 90 -70 dip Depth: 50.90M Logger: Gary Thompson DDH No: THN12-68

Zone: 08AN UTM N: 6491940.221 UTM E: 628803.8018 Date July 9 2012 Sheet No: 3 of 3

NQ Core

GRAPHIC LOG						DESCRIPTION		ALTERATION (1-4)										MINERALIZATION (%)									SAMPLING AND ASSAY			
(1M) Scale	Lith	Struct	M Depth	>'s	Width	Rock Type		Or	Bio	Chl	Epi	Ser	Car	Si	Kao	Ser				Py	Gal	Sph	SS	Tet	Cpy				Sample No.	From	To	Control
						uKBX1																					ES54 1666	40.0	41.0	
							The phase of higher grade-Semi massive zone	4	1	1		3			3			15		1	2	1		Trace			ES54 1667	41.0	42.0	
																											ES54 1668	42.0	43.0	
																											ES54 1669	43.0	44.0	ES54 1670
																											ES54 1671	44.0	44.96	
		Fr	45.3	30°	5cm	$KTIN_2$	dyke alt. Fracture zone is 30° to core axis																				No Sample	44.96	46.98	
		Contact	50.90M	30°		uKBX1	contact (46.98M) is diss to fract and breccia matrix mineralogy is more diss py/ss weak zone																				ES54 1672	46.98	48.0	
																											ES54 1673	48.0	49.5	
																											ES54 1674	49.5	51.90	
							END OF HOLE (50.90M)																							

Standard

BRIXTON METALS

AZ 90

Project: THORN Orientation: -45 dip Depth: 47.55M Logger: Gary Thompson DDH No: THN12-69

Zone: OBAN UTM N: 6491940.132 UTM E: 628803.8322 Date July 9, 2012 Sheet No: 1 of 3

NQ core

GRAPHIC LOG						DESCRIPTION		ALTERATION (1-4)										MINERALIZATION (%)								SAMPLING AND ASSAY			
1M Scale	Lith	Struct	M Depth	>'s	Width	Rock Type		Or	Bio	Chl	Epi	Ser	Car	Si	Kao	Ser		Py	Gal	Sph	SS	Tet	Cpy				Sample No.	From	To	Control
			3.04M			OVB	Casing (3.04M)																						
							Broken zone to 11M																						
																										ESS4 1675	3.04	4.0	
						UKBX	OBAN Breccia	4				2			4											ESS4 1676	4.0	5.0	ESS4 1677
							Well mineralized section and matrix																			ESS4 1678	5.0	6.0	
							infill py, ss, tet open spaces																			ESS4 1679	6.0	7.0	
							and layering sul + ss (py, tth,					2			3			15		1	2	2	1			ESS4 1680	7.0	8.0	
							cpy, ss, sph)			1																ESS4 1681	8.0	9.0	
																										ESS4 1682	9.0	10.0	
																										ESS4 1683	10.0	11.0	
																										ESS4 1684	11.0	12.0	
																										ESS4 1685	12.0	13.0	
																										ESS4 1686	13.0	14.0	
																										ESS4 1687	14.0	15.0	ESS4 1688
								4				1			3											ESS4 1689	15.0	16.0	
																										ESS4 1690	16.0	17.0	
			18M																							ESS4 1691	17.0	18.0	
						UKPO	End of well mineralized zone →																			ESS4 1692	18.0	19.0	ESS4 1693
							cliss + fract. py, ss ± tet + weak to mod.	4	2	1				2				4			2	Trace				ESS4 1694	19.0	20.0	

20M

BRIXTON METALS

Project: THORN Orientation: AZ 90 -45 dip Depth: 47.55M Logger: Gary Thompson DDH No: THN12-69

Zone: 08AN UTM N: 6491940.132 UTM E: 628803.8322 Date July 9 2012 Sheet No: 2 of 3

NQ Core

GRAPHIC LOG						DESCRIPTION		ALTERATION (1-4)										MINERALIZATION (%)									SAMPLING AND ASSAY			
IM Scale	Lith	Struct	M Depth	>'s	Width	Rock Type		Or	Bio	Chl	Epi	Ser	Car	Si	Kao	Ser				Py	Gal	Sph	SS	Tet	Cpy				Sample No.	From	To	Control
			21M			uKBX	weak-mod mineralization																					ESS4 1695	20.0	21.0	
																												ESS4 1696	21.0	22.0	
						uKPO	Thorn Stock - same as above.																					ESS4 1697	22.0	23.0	ESS4 1698
																												ESS4 1699	23.0	24.0	
							alt porphyry with occasional narrow	4																				ESS4 1700	24.0	25.0	
							sections with QBAN crackle breccia																					ESS4 1701	25.0	26.0	
							and occasional veinlets of SS, py																					ESS4 1702	26.0	27.0	
							1-3MM scale.																					ESS4 1703	27.0	28.0	
																												ESS4 1704	28.0	29.0	ESS4 1705
																												ESS4 1706	29.0	30.0	
																												ESS4 1707	30.0	31.0	
																												ESS4 1708	31.0	32.0	ESS4 1709
			34.5M																									ESS4 1710	32.0	34.5	
			36.55M	60°		KTIN2	Dyke						1	3						Trace								NO Sample	34.5	36.55	
				60°		uKPO	Thorn stock - strongly altered	4		3	1				4	3				4			2	Trace					ESS4 1711	36.55	38.5	
							porphyry																					ESS4 1712	38.5	40.5	
							diss-frast py, ss, ± Tet																								

404

BRIXTON METALS

AZ 90

Project: THORN Orientation: -45 dip Depth: 47.55M Logger: Gary Thompson DDH No: THN12-69

Zone: 08AN UTM N: 6491940.132 UTM E: 628803.8322 Date July 9, 2012 Sheet No: 3 of 3

NQ Core

GRAPHIC LOG						DESCRIPTION		ALTERATION (1-4)												MINERALIZATION (%)									SAMPLING AND ASSAY			
1M Scale	Lith	Struct	M Depth	>'s	Width	Rock Type		Or	Bio	Chl	Epi	Ser	Car	Si	Kao	Ser				Py	Gal	Sph	SS	Tet	Cpy				Sample No.	From	To	Control
			47.55M																												
						WKPO	Same as above, only lighter with some broken soft rock	4		2	2	3			4					4			1	0.5	Trace				E554 1713	40.5	42.5	E554 1714
																													E554 1715	42.5	45.0	
																													E554 1716	45.0	47.55	
							END OF HOLE (47.55M)																								

BRIXTON METALS

AZ55

Project: THUEN Orientation: -70 dip Depth: 30.49m Logger: Gary Thompson DDH No: THN12-70

Zone: OBAN UTM N: 6491942.57 UTM E: 628801.5342 Date July 9, 2012 Sheet No: 1 of 2

NQ Core

GRAPHIC LOG						DESCRIPTION	ALTERATION (%) (1-4)										MINERALIZATION (%)									SAMPLING AND ASSAY			
1M Scale	Lith	Struct	M Depth	>'s	Width	Rock Type	Or	Bio	Chl	Epi	Ser	Car	Si	Kao	Ser					Py	Gal	Sph	SS	Tet	Cpy				Sample No.	From	To	Control
			6.10M			OVB Casing. (6.10M)																								
			14.09			uKBX Broken zone. to 15M (14M zone) OBAN Breccia. - well mineralized matrix infill of py, tet and ss with strongly altered Thorn Stock fragments (uKPO) with diss. SS + py fracture fill	3	1			3		1	4				15			3	4				ESS4 1717	6.10	8.0		
																											ESS4 1718	8.0	9.0		
																											ESS4 1719	9.0	10.0		
																											ESS4 1720	10.0	11.0		
																											ESS4 1721	11.0	12.0	ESS4 1722	
																											ESS4 1723	12.0	13.0		
																											ESS4 1724	13.0	14.0		
						uKBX End of high grade, more diss + frac. infill of py + SS Strongly altered, weak mineralization	4		1	2								2		trace	1		trace					ESS4 1725	14.0	15.0	ESS4 1726	
																											ESS4 1727	15.0	16.0		
																											ESS4 1728	16.0	17.0		
																											ESS4 1729	17.0	18.0		
																											ESS4 1730	18.0	19.0		
																											ESS4 1731	19.0	20.0	ESS4 1732	

BRIXTON METALS

Project: THORN Orientation: AZ 55 -70 dip Depth: 30.49M Logger: Gary Thompson DDH No: THN12-70

Zone: 08AN UTM N: 6491942.57 UTM E: 628801.5342 Date July 9 2012 Sheet No: 2 of 2

NQ Core

GRAPHIC LOG						DESCRIPTION	ALTERATION ● (1-4)												MINERALIZATION (%)									SAMPLING AND ASSAY			
1M Scale	Lith	Struct	M Depth	>'s	Width	Rock Type	Or	Bio	Chl	Epi	Ser	Car	Si	Kao	Ser				Py	Gal	Sph	SS	Tet	Cpy				Sample No.	From	To	Control
						uKBX1 Same as above																									
							4		1	2									2		trace	1	Trace					E554 1733	20.0	21.0	
																												E554 1734	21.0	22.0	
																												E554 1735	22.0	23.0	
																												E554 1736	23.0	24.0	
																												E554 1737	24.0	25.0	
																												E554 1738	25.0	26.0	
																												E554 1739	26.0	27.0	
																												E554 1740	27.0	28.0	
																												E554 1741	28.0	29.0	
			30.49M																									E554 1742	29.0	30.49	
						END of HOLE (30.49M)																									

BRIXTON METALS

Project: THORN Orientation: AZ 320 -50 dip Depth: 68.28 M Logger: Gary Thompson DDH No: THN12-11

Zone: OBAN UTM N: 6491919.755 UTM E: 628810.1865 Date July 9, 2012 Sheet No: 1 of 4

NQ Core

GRAPHIC LOG						DESCRIPTION		ALTERATION (●) (1-4)									MINERALIZATION (%)									SAMPLING AND ASSAY			
1M Scale	Lith	Struct	M Depth	>'s	Width	Rock Type		Or	Bio	Chl	Epi	Ser	Car	Si	Kao	Ser				Py	Gal	Sph	SS	Tet	Cpy				Sample No.	From	To	Control
			9.14m			OVB	Casing (9.14m)																							
							Overburden																							
							Broken zone to 33.2m																							
							High Grade Zone																							
						WBX	OBAN Breccia - Strongly altered and broken zone to 35.3m (silica rich to 12.5m (2-5m cut))																							
							vuggy open spaces and rusty fractures. Semi-massive zones phase in and out Light grey to dark grey in colour OBAN breccia mixed with strongly altered thorn stock fragments and crackle breccia fragments with thin SS+ Py veinlets + diss.	3		1		3		3	3			10	2	2	3	2	trace				ES54 1743	9.14	10.5	
																													ES54 1744	10.5	11.5	ES54 1745
																													ES54 1746	11.5	12.5	
																													ES54 1747	12.5	13.5	
																													ES54 1748	13.5	14.5	ES54 1749
																													ES54 1750	14.5	15.5	
																													ES54 1751	15.5	16.5	
																													ES54 1752	16.5	17.5	
																													ES54 1753	17.5	18.5	
																													ES54 1754	18.5	19.5	ES54 1755
																													ES54 1756	19.5	20.5	

20m

Standard blank duplicate

BRIXTON METALS

Project: THORN | Orientation: AZ 320 -50 dip | Depth: 68.28 M | Logger: Gary Thompson | DDH No: THN12-71

Zone: OBAN | UTM N: 6491919.755 | UTM E: 628810.1865 | Date July 9, 2012 | Sheet No: 2 of 4

NQ Core

GRAPHIC LOG						DESCRIPTION		ALTERATION (1-4)													MINERALIZATION (%)									SAMPLING AND ASSAY			
1M Scale	Lith	Struct	M Depth	>'s	Width	Rock Type		Or	Bio	Chl	Epi	Ser	Car	Si	Kao	Ser					Py	Gal	Sph	SS	Tet	Cpy				Sample No.	From	To	Control
						uKBX1	Same as above																							E554 1757	20.5	21.5	
																														E554 1758	21.5	22.5	
								3		1		3		3	3						10	2	2	3	2	trace				E554 1759	22.5	23.5	
							py > tet																							E554 1760	23.5	25.5	
																														E554 1761	25.5	28.5	
																														E554 1762	28.5	31.5	E554 1763
																														E554 1764	31.5	32.5	
																														E554 1765	32.5	33.5	E554 1766
																														E554 1767	33.5	34.5	
																														E554 1768	34.5	35.5	
																														E554 1769	35.5	36.5	
																														E554 1770	36.5	37.5	E554 1771
							at 58.3M tet > py																							E554 1772	37.5	38.5	
							Near massive tet, py, sph (~20cm)																							E554 1773	38.5	39.5	
							58.3-59.96 End of high grade														30		20		30					E554 1774	39.5	40.5	

Massive Sulphide Zone

standard Blank

10M

BRIXTON METALS

AZ 320

Project: THORN Orientation: -50 dip Depth: 68.28 M Logger: Gary Thompson DDH No: T11N12-71

Zone: OBAN UTM N: 6491919.755 UTM E: 628810.1865 Date July 9, 2012 Sheet No: 3 of 4

NQ Core

GRAPHIC LOG						DESCRIPTION	ALTERATION ● (1-4)										MINERALIZATION (%)								SAMPLING AND ASSAY			
IM Scale	Lith	Struct	M Depth	>'s	Width	Rock Type	Or	Bio	Chl	Epi	Ser	Car	Si	Kao	Ser		Py	Gal	Sph	SS	Tet	Cpy			Sample No.	From	To	Control
																									ESS4 1775	40.5	41.5	
						KBX Same as above only less mineralized																			ESS4 1776	41.5	42.5	
																									ESS4 1777	42.5	43.5	
																									ESS4 1778	43.5	44.5	
																									ESS4 1779	44.5	45.5	
																									ESS4 1780	45.5	46.5	
																									ESS4 1781	46.5	47.5	
																									ESS4 1782	47.5	48.5	ESS4 1783
																									ESS4 1784	48.5	49.5	
																									ESS4 1785	49.5	50.5	
																									ESS4 1786	50.5	51.5	ESS4 1787
																									ESS4 1788	51.5	52.5	
																									ESS4 1789	52.5	53.5	
																									ESS4 1790	53.5	54.5	
																									ESS4 1791	54.5	55.5	ESS4 1792
																									ESS4 1793	55.5	56.5	
																									ESS4 1794	56.5	57.5	
																									ESS4 1795	57.5	58.5	
																									ESS4 1796	58.5	59.5	
						End of high grade mineralization (59.96M)																			ESS4 1797	59.5	60.5	

OH

BRIXTON METALS

AZ320

Project: THORN Orientation: -50 dip Depth: 68.28m Logger: Gary Thompson DDH No: THN12-71

Zone: 08AN UTM N: 6491919.755 UTM E: 628810.1865 Date July 9, 2012 Sheet No: 4 of 4

NQ core

GRAPHIC LOG						DESCRIPTION	ALTERATION (1-4)										MINERALIZATION (%)									SAMPLING AND ASSAY			
1M Scale	Lith	Struct	M Depth	>'s	Width	Rock Type	Or	Bio	Chl	Epi	Ser	Car	Si	Kao	Ser			Py	Gal	Sph	SS	Tet	Cpy				Sample No.	From	To	Control
						UKBX Same as above																					ESS4 1798	60.5	61.5	
																											ESS4 1799	61.5	62.5	
																											ESS4 1800	62.5	63.5	
																											ESS4 1801	63.5	64.5	
																											ESS4 1802	64.5	65.5	ESS4 1803
																											ESS4 1804	65.5	67.0	
																											ESS4 1805	67.0	68.28	
			68.28m			END OF HOLE (68.28m)																								

30M

BRIXTON METALS

AZ 330

Project: THORN Orientation: -60 dip Depth: 110.95M Logger: Gary Thompson DDH No: THN12-72

Zone: OBAN UTM N: 6491919.523 UTM E: 628810.4767 Date July 10, 2012 Sheet No: 1 of 6

NQ Core

GRAPHIC LOG						DESCRIPTION	ALTERATION ● (1-4)												MINERALIZATION (%)									SAMPLING AND ASSAY			
1M Scale	Lith	Struct	M Depth	>'s	Width	Rock Type	Or	Bio	Chl	Epi	Ser	Car	Si	Kao	Ser				Py	Gal	Sph	SS	Tet	Cpy				Sample No.	From	To	Control
			6.10M			OVB Casing (6.10M)																								
						Broken-rubble + stick rock to 7.6M																					ESS4 1806	6.10	8.0	
						uKBX OBAN breccia, strong-intense alt.																					ESS4 1807	8.0	10.0	
						Thorn stock (uKPO) fragments are																					ESS4 1808	10.0	11.5	ESS4 1809
						bleached light grey-white-yellow																					ESS4 1860	11.5	12.5	
						and light weight. Mod-well mineralized																					ESS4 1861	12.5	13.5	
						breccia infill with py, tet, sph, ss and																					ESS4 1862	13.5	14.5	ESS4 1863
						trace cpy to ~80M then infill decreases	4	1	1	1	3	1		4					15		2	2	3	0.5			ESS4 1864	14.5	16.5	
						to weak-mod. Frags in the breccia of																					ESS4 1865	16.5	18.0	
						Thorn stock have diss py + ss and																					ESS4 1866	18.0	19.0	
						minor fracture infill w/ rare calcite																					ESS4 1867	19.0	20.0	
						infilled open spaces.																								
						Fracture infills range from 30° to 60°																								
						to CA are curved																								
						diss py + tet + ss - 2-4%.																								

Blank = Standard

10M

AZ 330

BRIXTON METALS

Project: THORN Orientation: -60 dip Depth: 110.95m Logger: Gary Thompson DDH No: THN 12-72

Zone: OBAN UTM N: 6491919.523 UTM E: 628810.4767 Date July 10, 2012 Sheet No: 2 of 6

NQ Core

GRAPHIC LOG						DESCRIPTION		ALTERATION ■ (1-4)										MINERALIZATION (%)								SAMPLING AND ASSAY			
1M Scale	Lith	Struct	M Depth	>'s	Width	Rock Type		Or	Bio	Chl	Epi	Ser	Car	Si	Kao	Ser		Py	Gal	Sph	SS	Tet	Cpy				Sample No.	From	To	Control
							same as above																				ESS4 1868	20.0	21.0	
						uKBX	well mineralized																				ESS4 1869	21.0	22.0	
																											ESS4 1870	22.0	23.0	
																											ESS4 1871	23.0	24.0	ESS4 1872
			25.5	30°	MM		25.5m → Sulphide filled fractures																				ESS4 1873	24.0	25.0	
							associated with semi massive																				ESS4 1874	25.0	26.0	
							breccia infill 30° to core axis																				ESS4 1875	26.0	27.0	
							2mm - hairline.																				ESS4 1876	27.0	28.0	
																											ESS4 1877	28.0	29.0	
								4	1	1	1	2	1		4			18		2	2	4					ESS4 1878	29.0	30.0	
																											ESS4 1879	30.0	31.0	
																											ESS4 1880	31.0	32.0	
																											ESS4 1881	32.0	33.0	
																											ESS4 1882	33.0	34.0	ESS4 1883
																											ESS4 1884	34.0	35.0	
																											ESS4 1885	35.0	36.0	
																											ESS4 1886	36.0	37.0	ESS4 1887
																											ESS4 1888	37.0	38.0	
																											ESS4 1889	38.0	39.0	
							as pl needles - ss filled fractures crackle bx 1-2mm																				ESS4 1890	39.0	40.0	ESS4 1891

BRIXTON METALS

AZ 330

Project: THORN Orientation: -60 dip Depth: 110.95m Logger: Gary Thompson DDH No: THN12-72

Zone: 08AN UTM N: 6491919.523 UTM E: 628810.4767 Date July 10, 2012 Sheet No: 3 of 6

NQ Core

GRAPHIC LOG						DESCRIPTION		ALTERATION ● (1-4)										MINERALIZATION (%)									SAMPLING AND ASSAY			
IM Scale	Lith	Struct	M Depth	>'s	Width	Rock Type		Or	Bio	Chl	Epi	Ser	Car	Si	Kao	Ser		Py	Gal	Sph	SS	Tet	Cpy				Sample No.	From	To	Control
							Same as above																							
						MBX	Well mineralized																							
								4	1	1	1		1		2			9		3	3	2					ESS4 1892	40.0	41.0	
																											ESS4 1893	41.0	42.0	
																											ESS4 1894	42.0	43.0	
																											ESS4 1895	43.0	44.0	
																											ESS4 1896	44.0	45.0	
																											ESS4 1897	45.0	46.0	
																											ESS4 1898	46.0	47.0	
																											ESS4 1899	47.0	48.0	ESS4 1900
																											ESS4 1901	48.0	49.0	
																											ESS4 1902	49.0	50.0	
																											ESS4 1903	50.0	51.0	
																											ESS4 1904	51.0	52.0	
																											ESS4 1905	52.0	53.0	ESS4 1906
																											ESS4 1907	53.0	54.0	
																											ESS4 1908	54.0	55.0	
																											ESS4 1909	55.0	56.0	
																											ESS4 1910	56.0	57.0	
																											ESS4 1911	57.0	58.0	
																											ESS4 1912	58.0	59.0	
																											ESS4 1913	59.0	60.0	

AZ 330

BRIXTON METALS

Project: THORN Orientation: -60 dip Depth: 110.95m Logger: Cory Thompson DDH No: THN12-72

Zone: 08AN UTM N: 6491919.523 UTM E: 628810.4767 Date July 10, 2012 Sheet No: 4 of 6

NQ Core

GRAPHIC LOG						DESCRIPTION	ALTERATION ■ (1-4)												MINERALIZATION (%)									SAMPLING AND ASSAY			
1M Scale	Lith	Struct	M Depth	>'s	Width	Rock Type	Or	Bio	Chl	Epi	Ser	Car	Si	Kao	Ser				Py	Gal	Sph	SS	Tet	Cpy				Sample No.	From	To	Control
						UKPX (61.4m → near massive (10cm) bleeds to semi-massive py, tet, sph, cpy Increase in crackle breccia bio alt.	4	2	1	1				2					12		3	2	3	1				ESS4 1914	60.0	61.0	
																												ESS4 1915	61.0	62.0	
																												ESS4 1916	62.0	63.0	
																												ESS4 1917	63.0	64.0	ESS4 1918
																												ESS4 1919	64.0	65.0	
						Same as above well mineralized																						ESS4 1920	65.0	66.0	
																												ESS4 1921	66.0	67.0	
																												ESS4 1922	67.0	68.0	
																												ESS4 1923	68.0	69.0	
																												ESS4 1924	69.0	70.0	ESS4 1925
																												ESS4 1926	70.0	71.0	
																												ESS4 1927	71.0	72.0	
																												ESS4 1928	72.0	73.0	
																												ESS4 1929	73.0	74.0	
																												ESS4 1930	74.0	75.0	ESS4 1931
																												ESS4 1932	75.0	76.0	
																												ESS4 1933	76.0	77.0	
																												ESS4 1934	77.0	78.0	
																												ESS4 1935	78.0	79.0	
																												ESS4 1936	79.0	80.0	ESS4 1937

AZ 330

BRIXTON METALS

Project: THORN Orientation: -60 dip Depth: 110.95M Logger: Gary Thompson DDH No: THN12-72

Zone: 08AN UTM N: 6491919.523 UTM E: 628810.4767 Date July 10, 2012 Sheet No: 5 of 6

NQ Core

GRAPHIC LOG						DESCRIPTION	ALTERATION (%) (1-4)											MINERALIZATION (%)									SAMPLING AND ASSAY			
1M Scale	Lith	Struct	M Depth	>'s	Width	Rock Type	Or	Bio	Chl	Epi	Ser	Car	Si	Kao	Ser				Py	Gal	Sph	SS	Tet	Cpy				Sample No.	From	To	Control
						Sulphide breccia infill is less																					ESS4 1938	80.0	81.0	
						uKBX and cpy > Py																					ESS4 1939	81.0	82.0	
																											ESS4 1940	82.0	83.0	
						low-mod mineralization																					ESS4 1941	83.0	84.0	ESS4 1942
						↓																					ESS4 1943	84.0	85.0	
																											ESS4 1944	85.0	86.0	
																											ESS4 1945	86.0	87.0	
																											ESS4 1946	87.0	88.0	ESS4 1947
							4		1	1		1		2	1				7		2	2	3	3				ESS4 1948	88.0	89.0	
																											ESS4 1949	89.0	90.0	
						~89M alt appears less intense +																					ESS4 1950	90.0	91.0	
						strong-mod with less Kao																					ESS4 1951	91.0	92.0	
																											ESS4 1952	92.0	93.0	ESS4 1953
																											ESS4 1954	93.0	94.0	
																											ESS4 1955	94.0	95.0	
																											ESS4 1956	95.0	96.0	
																											ESS4 1957	96.0	97.0	
																											ESS4 1958	97.0	98.0	
																											ESS4 1959	98.0	99.0	ESS4 1960
																											ESS4 1961	99.0	100.0	

BRIXTON METALS

AZ 330

Project: THORN Orientation: -60 dip Depth: 110.95 Logger: Gary Thompson DDH No: THN12-72

Zone: OBAN UTM N: 6491919.523 UTM E: 628810.4767 Date July 10, 2012 Sheet No: 6 of 6

NQ Core

GRAPHIC LOG						DESCRIPTION		ALTERATION [redacted] (1-4)												MINERALIZATION (%)									SAMPLING AND ASSAY			
1M Scale	Lith	Struct	M Depth	>'s	Width	Rock Type		Or	Bio	Chl	Epi	Ser	Car	Si	Kao	Ser				Py	Gal	Sph	SS	Tet	Cpy				Sample No.	From	To	Control
																													ESS4 1962	100.0	101.0	
						uKBX	weak-mod breccia infill																						ESS4 1963	101.0	102.0	
							cpy > py																						ESS4 1964	102.0	103.0	
																													ESS4 1965	103.0	104.0	ESS4 1966
																													ESS4 1967	104.0	105.0	
								4	1	1		1			2					5		1	1	1	1				ESS4 1968	105.0	106.0	
																													ESS4 1969	106.0	107.0	
																													ESS4 1970	107.0	108.0	
																													ESS4 1971	108.0	109.0	ESS4 1972
			110.95M																										ESS4 1973	109.0	110.0	
																													ESS4 1974	110.0	110.95	
							END OF HOLE (110.95M)																									

Blank

Standard

20

BRIXTON METALS

AZ 0

Project: THORN | Orientation: -50 dip | Depth: 104.85M | Logger: Gary Thompson | DDH No: THN12-73

Zone: OBAN | UTM N: 6491920.216 | UTM E: 628811.2501 | Date: July 10, 2012 | Sheet No: 1 of 6

NQ Core

GRAPHIC LOG						DESCRIPTION		ALTERATION (1-4)												MINERALIZATION (%)									SAMPLING AND ASSAY			
1M Scale	Lith	Struct	M Depth	>'s	Width	Rock Type		Or	Bio	Chl	Epi	Ser	Car	Si	Kao	Ser				Py	Gal	Sph	SS	Tet	Cpy				Sample No.	From	To	Control
			6.10M			OVB	Casing (6.10M)																									
							Broken zone to 21M																									
			18.0M																										ESS4 1975	6.10	7.0	
						uKBX1	Strongly altered OBAN breccia -																						ESS4 1976	7.0	8.0	
							Intense kao to 18M. Rusty fract-																						ESS4 1977	8.0	9.0	ESS4 1978
							rusty-yellow staining - oxide																						ESS4 1979	9.0	10.0	
							bleached + rubbly													2									ESS4 1980	10.0	11.0	
							Mostly diss + frac fill mineralization	4	1	1	1				4	3													ESS4 1981	11.0	12.0	
							weak - mod																						ESS4 1982	12.0	13.0	
																													ESS4 1983	13.0	14.0	
																													ESS4 1984	14.0	15.0	
																													ESS4 1985	15.0	16.0	ESS4 1986
																													ESS4 1987	16.0	17.0	
							18M well mineralized zone to																						ESS4 1988	17.0	18.0	
						uKBX1	34M. Strong metal bx infill to 34M	4							2	3				20	1	1	2	4					ESS4 1989	18.0	19.0	ESS4 1990
							15M zone high grade																						ESS4 1991	19.0	20.0	

20M

BRIXTON METALS

Project: THURN Orientation: A2 O -50 dip Depth: 104.85M Logger: Gary Thompson DDH No: THN12-73

Zone: OBAN UTM N: 6491920.216 UTM E: 629811.2501 Date July 10, 2012 Sheet No: 2 of 6

NQ core

GRAPHIC LOG						DESCRIPTION		ALTERATION ● (1-4)										MINERALIZATION (%)									SAMPLING AND ASSAY			
1M Scale	Lith	Struct	M Depth	>'s	Width	Rock Type		Or	Bio	Chl	Epi	Ser	Car	Si	Kao	Ser				Py	Gal	Sph	SS	Tet	Cpy				Sample No.	From	To	Control
							20.8M → zone of tet + gal & py tr																				ESS4 1992	20.0	21.0	
						uhBX	sph to 23M then py dominates																				ESS4 1993	21.0	22.0	
							Metals are mixed py-tet-sph-trace																				ESS4 1994	22.0	23.0	
							galena-ss with occasional zones																				ESS4 1995	23.0	24.0	
							of crackle style bx-ss-py																				ESS4 1996	24.0	25.0	ESS4 1997
							veinlets 1-2MM	4		1	1				4			20	Trace	2	3	3				ESS4 1998	25.0	26.0	
																											ESS4 1999	26.0	27.0	
																											ESS4 2000	27.0	28.0	
																											ESS4 2001	28.0	29.0	ESS4 2002
																											ESS4 2003	29.0	30.0	
																											ESS4 2004	30.0	31.0	
																											ESS4 2005	31.0	32.0	
																											ESS4 2006	32.0	33.0	
			34.0M				34.0M end of high metal zone																				ESS4 2007	33.0	34.0	
							Diss. py + ss and occasional																				ESS4 2008	34.0	35.0	ESS4 2009
						uhBX	ss + py veinlets (1-2MM) some																				ESS4 2010	35.0	36.0	
							breccia	4	1	1	1				2	2		5	Trace	1	1	1				ESS4 2011	36.0	37.0	
																											ESS4 2012	37.0	38.0	
																											ESS4 2013	38.0	39.0	
																											ESS4 2014	39.0	40.0	

10M

BRIXTON METALS

AZ O

Project: THORN Orientation: -50 dip Depth: 104.85m Logger: Gary Thompson DDH No: THN12-73

Zone: OBAN UTM N: 6491920.216 UTM E: 628811.2501 Date July 10, 2012 Sheet No: 3 of 6

NQ core

GRAPHIC LOG						DESCRIPTION	ALTERATION ● (1-4)										MINERALIZATION (%)								SAMPLING AND ASSAY			
1M Scale	Lith	Struct	M Depth	>'s	Width	Rock Type	Or	Bio	Chl	Epi	Ser	Car	Si	Kao	Ser		Py	Gal	Sph	SS	Tet	Cpy			Sample No.	From	To	Control
																									ESS4 2015	40.0	41.0	
						uKBX weak-mod mineralization																			ESS4 2016	41.0	42.0	ESS4 2017
						diss + minor frac, mod-strongly																			ESS4 2018	42.0	43.0	
						altered																			ESS4 2019	43.0	44.0	
																									ESS4 2020	44.0	45.0	
																									ESS4 2021	45.0	46.0	
																									ESS4 2022	46.0	47.0	ESS4 2023
							4		1	1				2	1		4		1	1	trace				ESS4 2024	47.0	48.0	
																									ESS4 2025	48.0	49.0	
																									ESS4 2026	49.0	50.0	
																									ESS4 2027	50.0	51.0	ESS4 2028
																									ESS4 2029	51.0	52.0	
																									ESS4 2030	52.0	53.0	
																									ESS4 2031	53.0	54.0	
																									ESS4 2032	54.0	55.0	ESS4 2033
																									ESS4 2034	55.0	56.0	
																									ESS4 2035	56.0	57.0	
																									ESS4 2036	57.0	58.0	
																									ESS4 2037	58.0	59.0	
																									ESS4 2038	59.0	60.0	

blank duplicate standard blank

60m

BRIXTON METALS

A2 O

Project: THORN Orientation: -50 dip Depth: 104.85M Logger: Gary Thompson DDH No: THN12-73

Zone: OBAN UTM N: 6491920.216 UTM E: 628811.2501 Date July 10, 2012 Sheet No: 4 of 6

NQ core

GRAPHIC LOG						DESCRIPTION		ALTERATION ● (1-4)												MINERALIZATION (%)									SAMPLING AND ASSAY			
1M Scale	Lith	Struct	4 Depth	>'s	Width	Rock Type		Or	Bio	Chl	Epi	Ser	Car	Si	Kao	Ser				Py	Gal	Sph	SS	Tet	Cpy				Sample No.	From	To	Control
							Same as above																								
						UNBX	Includes small zones of semi-																								
							massive breccia infill py-tt, ss																								
							and sph																								
							Weak mineralization	4		1	1				2	2				4		1	1	1					ESS4 2039	60.0	61.0	
																													ESS4 2040	61.0	62.0	
																													ESS4 2041	62.0	63.0	
																													ESS4 2042	63.0	64.0	
																													ESS4 2043	64.0	65.0	
																													ESS4 2044	65.0	66.0	ESS4 2045
																													ESS4 2046	66.0	67.0	
																													ESS4 2047	67.0	68.0	
																													ESS4 2048	68.0	70.0	ESS4 2049
																													ESS4 2050	70.0	72.0	
																													ESS4 2051	72.0	74.0	
																													ESS4 2052	74.0	76.0	
																													ESS4 2053	76.0	78.0	
							77M (0.4M) crackle breccia																								
																													ESS4 2054	78.0	80.0	

30M

BRIXTON METALS

AZ 0

Project: THORN Orientation: -50 dip Depth: 104.85m Logger: Gary Thompson DDH No: THN12-73

Zone: 08AN UTM N: 6491920.216 UTM E: 628811.250 Date July 10, 2012 Sheet No: 5 of 6

NQ Core

GRAPHIC LOG						DESCRIPTION	ALTERATION ● (1-4)											MINERALIZATION (%)									SAMPLING AND ASSAY			
1M Scale	Lith	Struct	M Depth	>'s	Width	Rock Type	Or	Bio	Chl	Epi	Ser	Car	Si	Kao	Ser				Py	Gal	Sph	SS	Tet	Cpy				Sample No.	From	To	Control
						uKBX, weak mineralization. (2-3%)													2			1	trace					ESS4 2055	80.0	82.0	ESS4 2056
						strongly altered diss to infill																						ESS4 2057	82.0	84.0	
						breccias and diss in the																						ESS4 2058	84.0	86.0	
						matrix, common fracture																						ESS4 2059	86.0	88.0	
						infill py/ss 1-3mm wide.																						ESS4 3060	88.0	90.0	
							4		2	1				3														ESS4 3061	90.0	92.0	
																												ESS4 3062	92.0	94.0	ESS4 3063
																												ESS4 3064	94.0	96.0	
																												ESS4 3065	96.0	98.0	
																												ESS4 3066	98.0	100.0	ESS4 3067
		Ff	99.5	30°	1-3 mm	99.5 infilled fracture ≤ 30° to core axis																									

ODM

BRIXTON METALS

AZ 0

Project: THORN Orientation: -50 dip Depth: 104.85m Logger: Gary Thompson DDH No: THN12-73

Zone: OBAN UTM N: 6491920.216 UTM E: 628811.2501 Date July 10, 2012 Sheet No: 6 of 6

NQ Core

GRAPHIC LOG						DESCRIPTION		ALTERATION [redacted] (1-4)												MINERALIZATION (%)									SAMPLING AND ASSAY			
1M Scale	Lith	Struct	M Depth	>'s	Width	Rock Type		Or	Bio	Chl	Epi	Ser	Car	Si	Kao	Ser				Py	Gal	Sph	SS	Tet	Cpy				Sample No.	From	To	Control
			104.85m			uKBX	Same as above weak mineralization	4		2	1	1			4					2		1	2	trace					ESS4 3068	100.0	102.0	
																													ESS4 3069	102.0	104.85	
							END OF HOLE (104.85m)																									

120M

BRIXTON METALS

AZ 290

Project: THORN Orientation: -50 dip Depth: 101.50M Logger: Gary Thompson DDH No: THN12-74

Zone: OBAN UTM N: 6491919.036 UTM E: 628809.243 Date July 11, 2012 Sheet No: 1 of 6

NQ Core

GRAPHIC LOG						DESCRIPTION		ALTERATION ● (1-4)											MINERALIZATION (%)									SAMPLING AND ASSAY			
1M Scale	Lith	Struct	M Depth	>'s	Width	Rock Type		Or	Bio	Chl	Epi	Ser	Car	Si	Kao	Ser												Sample No.	From	To	Control
			6.10M			OVB	Casing (6.10M)																							
							Rubble/broken to 20M																								
							Broken zone - lost core from 6-7M																								
								4		1		3			3													ESS4 3070	6.10	7.01	
						HBRX	Strong alt. well mineralized to moderate mix of OBAN breccia matrix infill and crackle breccia with SS + py veinlets with diss py + SS in frags of thorn stock to 31M. py > SS, tet, sph	4	1	1					3	2			7		trace		3	1				ESS4 3071	7.01	8.0	
																												ESS4 3072	8.0	9.0	
																												ESS4 3073	9.0	10.0	ESS4 3074
																												ESS4 3075	10.0	11.0	
																												ESS4 3076	11.0	12.0	
																												ESS4 3077	12.0	13.0	
																												ESS4 3078	13.0	14.0	
																												ESS4 3079	14.0	15.0	
																												ESS4 3080	15.0	16.0	
																												ESS4 3081	16.0	17.0	
																												ESS4 3082	17.0	18.0	ESS4 3083
																												ESS4 3084	18.0	19.0	
																												ESS4 3085	19.0	20.0	

20M

BRIXTON METALS

AZ 290

Project: THORN Orientation: -50 dip Depth: 101.50M Logger: Gary Thompson DDH No: THN12-74

Zone: 08AN UTM N: 6491919.036 UTM E: 628809.243 Date July 11, 2017 Sheet No: 2 of 6

NQ Core

GRAPHIC LOG						DESCRIPTION	ALTERATION ● (1-4)												MINERALIZATION (%)									SAMPLING AND ASSAY			
1m Scale	Lith	Struct	M Depth	>'s	Width	Rock Type	Or	Bio	Chl	Epi	Ser	Car	Si	Kao	Ser				Py	Gal	Sph	SS	Tet	Cpy				Sample No.	From	To	Control
						uHBX1																								
						Same as above																								
						Fracturing and veinlets range																								
						from 30° to 60° along core	4	1	1					3	2				7		trace	3	2						ESS4 3086	20.0	21.0	ESS4 3087
						axis occasionally with none																						ESS4 3088	21.0	22.0	
						linear																						ESS4 3089	22.0	23.0	
																												ESS4 3090	23.0	24.0	
																												ESS4 3091	24.0	25.0	ESS4 3092
																												ESS4 3093	25.0	26.0	
																												ESS4 3094	26.0	27.0	
																												ESS4 3095	27.0	28.0	
																												ESS4 3096	28.0	29.0	
			31.0M																									ESS4 3097	29.0	30.0	
																												ESS4 3098	30.0	31.0	
						At 31.0M end of high-mineralization																						ESS4 3099	31.0	32.0	
						uHBX1 Zone																						ESS4 3100	32.0	34.0	
						well alt - contacts																								
						2-5% diss py + ss + 1-3mm																						ESS4 3101	34.0	36.0	ESS4 3102
						veinlets and occasional	3	1	2	1	1			2					5		trace	2	trace								
						crackle breccia zones																						ESS4 3103	36.0	38.0	
																												ESS4 3104	38.0	40.0	

40M

BRIXTON METALS

AZ 290

Project: THORN Orientation: -50 dip Depth: 101.50M Logger: Gary Thompson DDH No: TIN12-74

Zone: OBAN UTM N: 6491919.036 UTM E: 628809.243 Date July 11, 2012 Sheet No: 3 of 6

NQ Core

GRAPHIC LOG						DESCRIPTION		ALTERATION ● (1-4)												MINERALIZATION (%)									SAMPLING AND ASSAY			
1M Scale	Lith	Struct	M Depth	>'s	Width	Rock Type		Or	Bio	Chl	Epi	Ser	Car	Si	Kao	Ser				Py	Gal	Sph	SS	Tet	Cpy				Sample No.	From	To	Control
						UKBX	Same as above																						ESS4 3105	40.0	42.0	
																													ESS4 3106	42.0	44.0	ESS4 3107
																													ESS4 3108	44.0	46.0	
																													ESS4 3109	46.0	48.0	
								3	1	2	1	1		2						5		trace	2	trace					ESS4 3110	48.0	50.0	
																													ESS4 3111	50.0	52.0	
																													ESS4 3112	52.0	54.0	
																													ESS4 3113	54.0	56.0	
																													ESS4 3114	56.0	58.0	ESS4 3115
																													ESS4 3116	58.0	60.0	

Standard

60

BRIXTON METALS

AZ 290

Project: THORN Orientation: -50 dip Depth: 101.50M Logger: Gary Thompson DDH No: THN12-74

Zone: OBAN UTM N: 6491919.036 UTM E: 628809.243 Date July 11, 2012 Sheet No: 4 of 6

NQ Core

GRAPHIC LOG						DESCRIPTION	ALTERATION (1-4)												MINERALIZATION (%)									SAMPLING AND ASSAY			
1M Scale	Lith	M Struct	Depth	>'s	Width	Rock Type	Or	Bio	Chl	Epi	Ser	Car	Si	Kao	Ser				Py	Gal	Sph	SS	Tet	Cpy				Sample No.	From	To	Control
						UHBX4 Strong alt, weak-mod mineralization weak OBAN Breccia infill, diss + occasional fracture filled w/ py, ss, sph and tet along with occasional crackle breccia patches (frags in OBAN breccia) UHBX4, with increased ss + py.	4	1	1	1	3			2						10		1	3	1					ESS4 3117	60.0	61.0	
																												ESS4 3118	61.0	62.0	
																												ESS4 3119	62.0	63.0	
																												ESS4 3120	63.0	64.0	
																												ESS4 3121	64.0	65.0	
																												ESS4 3122	65.0	66.0	
																												ESS4 3123	66.0	67.0	ESS4 3124
																												ESS4 3125	67.0	68.0	
																												ESS4 3126	68.0	69.0	
																												ESS4 3127	69.0	70.0	
																												ESS4 3128	70.0	71.0	ESS4 3129
																												ESS4 3130	71.0	72.0	
																												ESS4 3131	72.0	73.0	
																												ESS4 3132	73.0	74.0	ESS4 3133
																												ESS4 3134	74.0	75.0	
																												ESS4 3135	75.0	76.0	
																												ESS4 3136	76.0	77.0	
																												ESS4 3137	77.0	78.0	
																												ESS4 3138	78.0	79.0	
																												ESS4 3139	79.0	80.0	

80

BRIXTON METALS

AZ 290

Project: THORN Orientation: -50 dip Depth: 101.50M Logger: Gary Thompson DDH No: THN12-74

Zone: 08AN UTM N: 6491919.036 UTM E: 628809.243 Date July 11, 2012 Sheet No: 5 of 6

NQ Core

GRAPHIC LOG						DESCRIPTION	ALTERATION (●) (1-4)												MINERALIZATION (%)									SAMPLING AND ASSAY			
1cm Scale	Lith	Struct	Depth M	>'s	Width	Rock Type	Or	Bio	Chl	Epi	Ser	Car	Si	Kao	Ser				Py	Gal	Sph	SS	Tet	Cpy				Sample No.	From	To	Control
						weak to mod. mineralization																								
						xHBX: as above 60-80M diss and occasional fracture filled py, ss and tet																								
						Matrix infill py, sph, gal, and trace cpy																								
						Fractures 30-60° to core axis (1-2%) trace galena/sph with trace cpy - Metal rich zones phase in and out throughout the interval	4	1	2	1	3			3					10	1	2	3	1	trace							
						py > sph > tth, gal, cpy																								

BRIXTON METALS

AZ 290

Project: THORN Orientation: -50 dip Depth: 101.50M Logger: Gary Thompson DDH No: TUN12-74

Zone: 08AN UTM N: 649 1919.036 UTM E: 628809.243 Date July 11, 2012 Sheet No: 6 of 6

NQ Core

GRAPHIC LOG						DESCRIPTION		ALTERATION (1-4)												MINERALIZATION (%)									SAMPLING AND ASSAY			
1M Scale	Lith	Struct	M Depth	>'s	Width	Rock Type		Or	Bio	Chl	Epi	Ser	Car	Si	Kao	Ser				Py	Gal	Sph	SS	Tet	Cpy				Sample No.	From	To	Control
			101.5			uKBX1	same as above	4	1	2	1	3			3					10	trace	2	3	1	trace							
							END OF HOLE (101.5M)																									

120

Sheet Number: 1 of 3

BRIXTON METALS

Project: THORN Zone: OBAN Logger: Christina Anstey DDH: THN12 - 75 Date: Sept 30, 2012

Orientation: AZ: 30° Dip: -50° Depth: 516.69 M UTM N: 6491917.445 UTM E: 628812.6312 Core Size: NQ

GRAPHIC LOG						DESCRIPTION		ALTERATION (1-4)								MINERALIZATION (%)								SAMPLING AND ASSAY			
Scale (1m)	Lithology	Structure	Depth (m)	Angles	Width	Rock Type		Or	Bio	Chl	Epi	Ser	Si	Kao			Py	Gal	Sph	SS	Tet	Cpy			Sample No.	From	To	Control
0m			6.10			OVB	casing (6.10M)																				
			9.90	40°		wkPO	Mostly alt. Thorn stock w/ minor amounts of variable pebbles. Thorn stock is rubble w/ oxidation on fract. surfaces.	2	1	1	0	1	1	2			1-2	0	1	0	0	0			Q000001	6.1	7.1	
								2	1	1	0	1	1	2			1-2	0	1	0	0	0			Q000002	7.1	8.1	
								2	1	1	0	1	1	2			1-2	0	1	0	0	0			Q000003	8.1	9.9	
			15.51	40°		KTIN2	Mafic Dyke contains carbonate amygdules 1-3MM wide. Fine grained, dark green to brown	0	0	0	0	2	1	0			0	0	0	0	0	0			NO SAMPLE	9.9	15.51	
						wkPO	Thorn stock - Rubble until 17.6M green-grey Fine-grained qtz-feldspar porphyry. Disseminated py throughout	2	1	1	1	1	1	2			10	0	0	1	1	0			Q000004	15.51	17.0	
								2	1	1	1	1	1	2			10	0	0	1	1	0			Q000005	17.0	18.0	
								2	1	1	1	1	1	2			10	0	0	1	1	0			Q000006	18.0	19.0	Q000007 BLANK
20m								2	1	1	1	1	1	2			10	0	0	1	1	0			Q000008	19.0	20.0	

BRIXTON METALS

Sheet Number: 2 of 3

Project: THORN Zone: OBAN Logger: Christina Anstey DDH: THN12-75 Date: Sept 30, 2012

Orientation: Az: 30° Dip: -50° Depth: 516.69 M UTM N: 6491917.445 UTM E: 628812.6312 Core Size: NQ

GRAPHIC LOG						DESCRIPTION		ALTERATION (1-4)							MINERALIZATION (%)						SAMPLING AND ASSAY			
Scale (1m)	Lithology	Structure	Depth (m)	Angles	Width	Rock Type		Or	Bio	Chl	Epi	Ser	Si	Kao	Py	Gal	Sph	SS	Tet	Cpy	Sample No.	From	To	Control
20m						uKPO	Patchy chl + ser alteration.	2	1	1	1	1	1	2	10	0	0	1	1	0	Q000009	20.0	21.0	
							1-5MM veins of py + Tet present	2	1	1	1	1	1	2	10	0	0	1	1	0	Q000010	21.0	22.0	
							w/ variable orientations.	2	1	1	1	1	1	2	10	0	0	1	1	0	Q000011	22.0	23.0	
								2	1	1	1	1	1	2	10	0	0	1	1	0	Q000012	23.0	24.0	Q000013 STD-FCM-6
			25.62					2	1	1	1	1	1	2	10	0	0	1	1	0	Q000014	24.0	25.0	
				40°				2	1	1	1	1	1	2	10	0	0	1	1	0	Q000015	25.0	25.67	
						KTIN2	Mafic Dyke - Same as above.																	
							Carbonate veining throughout																	
							(1-12MM wide) w/ variable	0	0	0	0	2	1	0	0	0	0	0	0	0	No Sample	25.67	30.51	
							orientations. Carb phenos 1-5MM																	
			30.51																					
				40°																				
						uKPO	Thorn Stock - Same as Above.	2	1	2	1	1	1	2	10	0	1	7-10	0.5	0	Q000016	30.51	31.5	Q000017 DUPLICATE
							- From 33.5 - 33.7M is a patch	2	1	2	1	1	1	2	10	0	1	7-10	0.5	0	Q000018	31.5	32.5	
							of Breccia w/ abundant	2	1	2	1	1	1	2	11	0	2	10	1	0	Q000019	32.5	33.5	
							Sulfosalts and sphalerite along	2	1	2	1	1	1	2	10	0	1	7-10	0.5	0	Q000020	33.5	34.5	
							w/ py + Tet surrounding	2	1	2	1	1	1	2	10	0	1	7-10	0.5	0	Q000021	34.5	35.5	
							Fragments of Thorn stock	2	1	2	1	1	1	2	10	0	1	7-10	0.5	0	Q000022	35.5	36.5	
							- 3% py + 2% SS present	2	1	2	1	1	1	2	10	0	1	7-10	0.5	0	Q000023	36.5	37.5	Q000024 BLANK
							disseminated throughout	2	1	2	1	1	1	2	10	0	1	7-10	0.5	0	Q000025	37.5	38.5	
							- 7% py + 1-2% SS in veins.	2	1	2	1	1	1	2	10	0	1	7-10	0.5	0	Q000026	38.5	39.5	
40m								2	1	2	1	1	1	2	10	0	1	7-10	0.5	0	Q000027	39.5	40.5	

BRIXTON METALS

Sheet Number: 3 of 3

Project: THORN Zone: OBAN Logger: Christina Anstey DDH: THN12-75 Date: Sept 30, 2012

Orientation: AZ: 30° Dip: -50° Depth: 56.69 M UTM N: 6491917.445 UTM E: 628812.6312 Core Size: NQ

GRAPHIC LOG						DESCRIPTION	ALTERATION (1-4)								MINERALIZATION (%)								SAMPLING AND ASSAY			
Scale (1m)	Lithology	Structure	Depth (m)	Angles	Width	Rock Type	Or	Bio	Chl	Epi	Ser	Si	Kao		Py	Gal	Sph	SS	Tet	Cpy			Sample No.	From	To	Control
40m						UKPO - Along some fractures is fault gauge material (soft grey clay like)	2	1	2	0	1	1	2		10	0	2	2	1	0			Q000028	40.5	41.5	
						- Oxidation also present along some fractures w/ Manganese	2	1	2	0	1	1	2		10	0	2	2	1	0			Q000029	41.5	42.5	Q000030 STD-ME18
						- occasional 1-4mm wide carbonate veining and rare carb phenos 1-3mm wide.	2	1	2	0	1	1	2		10	0	2	2	1	0			Q000031	42.5	43.5	
							2	1	2	0	1	1	2		10	0	2	2	1	0			Q000032	43.5	44.5	
							2	1	2	0	1	1	2		10	0	2	2	1	0			Q000033	44.5	45.5	
							2	1	2	0	1	1	2		10	0	2	2	1	0			Q000034	45.5	46.5	
							2	1	2	0	1	1	2		10	0	2	2	1	0			Q000035	46.5	47.5	Q000036 DUPLICATE
						- At 38.7 - 39.0m another patch of breccia similar to above. present at 20° to Thorn stock.	2	1	2	0	1	1	2		10	0	2	2	1	0			Q000037	47.5	48.5	
							2	1	2	0	1	1	2		10	0	2	2	1	0			Q000038	48.5	49.5	
		VN	50.2	120°	3cm		2	1	2	0	1	1	2		10	0	2	2	1	0			Q000039	49.5	50.5	
						- Thorn stock has a mottled appearance w/ patchy sph + py throughout.	2	1	2	0	1	1	2		10	0	2	2	1	0			Q000040	50.5	51.5	
							2	1	2	0	1	1	2		10	0	2	2	1	0			Q000041	51.5	52.5	
							2	1	2	0	1	1	2		10	0	2	2	1	0			Q000042	52.5	53.5	
						- at 50.2 m rock flower + F.G py vein 3cm wide at 120° to c.a + veinlettes throughout 1-10mm wide.	2	1	2	0	1	1	2		10	0	2	2	1	0			Q000043	53.5	54.5	
							2	1	2	0	1	1	2		10	0	2	2	1	0			Q000044	54.5	55.5	Q000045 BLANK
			56.69				2	1	2	0	1	1	2		10	0	2	2	1	0			Q000046	55.5	56.69	
						END OF HOLE																				
60m																										

BRIXTON METALS

Sheet Number: 1 of 3

Project: THORN Zone: ORAN Logger: Christina Ansley DDH: THN12-76 Date: Oct 2, 2012

Orientation: Az: 35° Dip: -70° Depth: 44.5M UTM N: 6491916.822 UTM E: 628812.6429 Core Size: NQ

GRAPHIC LOG						DESCRIPTION		ALTERATION (1-4)								MINERALIZATION (%)								SAMPLING AND ASSAY			
Scale (1m)	Lithology	Structure	Depth (m)	Angles	Width	Rock Type		Or	Bio	Chl	Epi	Ser	Si	Kao		Py	Gal	Sph	SS	Tet	Cpy			Sample No.	From	To	Control
0m						OVB	Casing (0-6.10M)																				
			6.10																								
		FR	12.2	20°		uKTINk	Mafic Dyke - Fine-grained, dark green/grey w/ carbonate amygdules 1-4MM in width - occasional rare carbonate veining 1-5MM wide - oxidation present along fracture surfaces. - Some fractures between 19-21M contain grey clay like Material 5-10CM wide.	0	0	0	0	2	1	0		0	0	0	0	0	0						
20m																											

BRIXTON METALS

Sheet Number: 2 of 3

Project: THORN Zone: (UTM NAD) Logger: Christine Linsley DDH: THN12-176 Date: Oct 2, 2012

Orientation: Az: 25° Dip: -70° Depth: 445 M UTM N: 6491916.822 UTM E: 629812.6429 Core Size: NQ

GRAPHIC LOG						DESCRIPTION		ALTERATION (1-4)								MINERALIZATION (%)								SAMPLING AND ASSAY			
Scale (1m)	Lithology	Structure	Depth (m)	Angles	Width	Rock Type		Or	Bio	Chl	Epi	Ser	Si	Kao		Py	Gal	Sph	SS	Tet	Cpy			Sample No.	From	To	Control
20m						LITHS	Main Type - Tonalite Dyke																				
		FR	213	45																							

Sheet Number: 3 of 3

BRIXTON METALS

Project: THORN | Zone: OBAN | Logger: Christina Anstey | DDH: THN12-76 | Date: Oct 2, 2012

Orientation: Az: 35° Dip: -70° | Depth: 44.5 m | UTM N: 6491916.822 | UTM E: 628812.6429 | Core Size: NQ

GRAPHIC LOG						DESCRIPTION		ALTERATION (1-4)									MINERALIZATION (%)								SAMPLING AND ASSAY			
Scale (1m)	Lithology	Structure	Depth (m)	Angles	Width	Rock Type		Or	Bio	Chl	Epi	Ser	Si	Kao			Py	Gal	Sph	SS	Tet	Cpy			Sample No.	From	To	Control
			42.43			uKTIN2	Mafic Dyke - Same as Above	0	0	0	0	2	1	0			0	0	0	0	0	0						
			42.85			uKBX1	Oban breccia w/ alt than stock frags.	1	1	1	0	1	1	0			2	0	0	3	0	0			Q000047	42.43	42.85	
						uKTIN2	Mafic Dyke - Same as Above	0	0	0	0	2	1	0			0	0	0	0	0	0				42.85	44.5	
							END OF HOLE																					

40m

60m

Sheet Number: 1 of 3

BRIXTON METALS

Project: OPAN Zone: THORN Logger: Christina Hnatiw DDH: THN12-77 Date: Oct 2, 2012

Orientation: A2 : 90° Dip : -45° Depth: 56.69M UTM N: 6491916.611 UTM E: 628813.2234 Core Size: NQ

GRAPHIC LOG						DESCRIPTION		ALTERATION (1-4)								MINERALIZATION (%)								SAMPLING AND ASSAY			
Scale (1m)	Lithology	Structure	Depth (m)	Angles	Width	Rock Type		Or	Bio	Chl	Epi	Ser	Si	Kao			Py	Gal	Sph	SS	Tet	Cpy			Sample No.	From	To	Control
0m						OVB	Casing (0-7.06M)																					
							- Mixture of Mafic dyke and Thorn Stock rock																		Q000048	0	3.05	
			7.06																					Q000049	3.05	7.06	
		FR	11.25		15CM	UKPO	THORN STOCK (7.06-56.69M)	3	1	2	0	1	1	2			7	0	0	6	0	0			Q000050	7.06	8.0	Q000051 STD-ECM-16
							- From 7.06-7.11M is Mafic dyke.	3	1	2	0	1	1	2			7	0	0	6	0	0			Q000052	8.0	9.0	
							- T.S is Med-grained green-grey rock w/ biotor hbl+qtz phenos 1-3MM wide.	3	1	2	0	1	1	2			7	0	0	6	0	0			Q000053	9.0	10.0	
								3	1	2	0	1	1	2			7	0	0	6	0	0			Q000054	10.0	11.0	
								3	1	2	0	1	1	2			7	0	0	6	0	0			Q000055	11.0	12.0	Q000056 DUPLICATE
		qtz+ carb VN	13.0	60°	2MM		- patchy chl alt. throughout	3	1	2	0	1	1	2			7	0	0	6	0	0			Q000057	12.0	13.0	
							- ~3% disseminated py throughout	3	1	2	0	1	1	2			7	0	0	6	0	0			Q000058	13.0	14.0	
							- veinlettes present of py	3	1	2	0	1	1	2			7	0	0	6	0	0			Q000059	14.0	15.0	
							- oxidation present along fracture surfaces	3	1	2	0	1	1	2			7	0	0	6	0	0			Q000060	15.0	16.0	
								3	1	2	0	1	1	2			7	0	0	6	0	0			Q000061	16.0	17.0	
							- between 10.85-11M grey-clay like fault gouge present.	3	1	2	0	1	1	2			7	0	0	6	0	0			Q000062	17.0	18.0	Q000063 BLANK
								3	1	2	0	1	1	2			7	0	0	6	0	0			Q000064	18.0	19.0	
20m								3	1	2	0	1	1	2			7	0	0	6	0	0			Q000065	19.0	20.0	

BRIXTON METALS

Sheet Number: 2 of 3

Project: THORN Zone: OBAN Logger: Christina Anstey DDH: THN12-77 Date: Oct 2, 2012

Orientation: A2: 90° Dip: -45° Depth: 56.69M UTM N: 6491916.611 UTM E: 628813.2234 Core Size: NQ

GRAPHIC LOG						DESCRIPTION		ALTERATION (1-4)								MINERALIZATION (%)								SAMPLING AND ASSAY			
Scale (1m)	Lithology	Structure	Depth (m)	Angles	Width	Rock Type		Or	Bio	Chl	Epi	Ser	Si	Kao			Py	Gal	Sph	SS	Tet	Cpy			Sample No.	From	To	Control
20m		FR	20	20°		uhPO	THORN stock (7.06-56.69M)	3	1	2	0	1	1	2			7	0	0	6	0	0			Q0000066	20.0	21.0	
							-patches of ~10cm wide of	3	1	2	0	1	1	2			7	0	0	6	0	0			Q0000067	21.0	22.0	
		FR	22		2cm		Mottled, coarser grained alt	3	1	2	0	1	1	2			7	0	0	6	0	0			Q0000068	22.0	23.0	
		VN	24	30°	1MM		thorn stock present	3	1	2	0	1	1	2			7	0	0	6	0	0			Q0000069	23.0	24.0	
							-at 20M a. Fracture w/	3	1	2	0	1	1	2			7	0	0	6	0	0			Q0000070	24.0	25.0	Q0000071 STD-CDN-ME-18
		FR	25.5		0.5M		qtz + carb on surface at 20°	3	1	2	0	1	1	2			7	0	0	6	0	0			Q0000072	25.0	26.0	
							to core axis.	3	1	2	0	1	1	2			7	0	0	6	0	0			Q0000073	26.0	27.0	
							-at 22M a 2cm wide fracture	3	1	2	0	1	1	2			7	0	0	6	0	0			Q0000074	27.0	28.0	
							filled with rock flower	3	1	2	0	1	1	2			7	0	0	6	0	0			Q0000075	28.0	29.0	
							-between 25.5-26M fault	3	1	2	0	1	1	2			7	0	0	6	0	0			Q0000076	29.0	30.0	Q0000077 DUPLICATE
							gouge of T.S w/ grey clay	3	1	2	0	1	1	2			7	0	0	6	0	0			Q0000078	30.0	31.0	
							like material and qtz carb	3	1	2	0	1	1	2			7	0	0	6	0	0			Q0000079	31.0	32.0	
							veining	3	1	2	0	1	1	2			7	0	0	6	0	0			Q0000080	32.0	33.0	
		VN	34.5	10°	1MM		-Thorn stock has a more	3	1	2	0	1	1	2			7	0	0	6	0	0			Q0000081	33.0	34.0	
		VN	34.5	90°	2CM		Mottled appearance here	3	1	2	0	1	1	2			7	0	0	6	0	0			Q0000082	34.0	35.0	
							at 34.5 a 1-2 cm wide	3	1	2	0	1	1	2			7	0	0	6	0	0			Q0000083	35.0	36.0	Q0000084 BLANK
							vein at 90° to core axis	3	1	2	0	1	1	2			7	0	0	6	0	0			Q0000085	36.0	37.0	
							w/ abundant py	3	1	2	0	1	1	2			7	0	0	6	0	0			Q0000086	37.0	38.0	
								3	1	2	0	1	1	2			7	0	0	6	0	0			Q0000087	38.0	39.0	
40m		VN	40.0	30°	1MM			3	1	2	0	1	1	2			7	0	0	6	0	0			Q0000088	39.0	40.0	

Sheet Number: 3 of 3

BRIXTON METALS

Project: THORN | Zone: OPAN | Logger: Christina Anstey | DDH: THN12-77 | Date: Oct 2, 2012

Orientation: Az: 90° Dip: -45° | Depth: 56.69M | UTM N: 6491916.611 | UTM E: 628813.2234 | Core Size: NQ

Scale (1m)	Lithology	Structure	Depth (m)	Angles	Width	Rock Type	DESCRIPTION	Or	Bio	Chl	Epi	Ser	Si	Kao	Py	Gal	Sph	SS	Tet	Cpy	Sample No.	From	To	Control
40m						KPO	THORN STOCK (7.06-56.69M)	3	1	2	0	1	1	0	7	0	0	6	0	0	Q000089	40.0	41.0	
							-at 43.5M a 5CM wide	3	1	2	0	1	1	0	7	0	0	6	0	0	Q000090	41.0	42.0	
							pheno of Med-coarsed	3	1	2	0	1	1	0	7	0	0	6	0	0	Q000091	42.0	43.0	Q000092 STD-FCM-6
							grained py.	3	1	2	0	1	1	0	8	0	0	6	0	0	Q000093	43.0	44.0	
								3	1	2	0	1	1	0	8	0	0	6	0	0	Q000094	44.0	45.0	
		FZN	46.0		1M		-From 46-47M fault	3	1	2	0	1	1	0	8	0	0	6	0	0	Q000095	45.0	46.0	
							gouge w/ broken T.S,	3	1	2	0	1	1	0	8	0	0	6	0	0	Q000096	46.0	47.0	
							grey clay like Material and	3	1	2	0	1	1	0	8	0	0	6	0	0	Q000097	47.0	48.0	
							qtz-carb veining	3	1	2	0	1	1	0	8	0	0	6	0	0	Q000098	48.0	49.0	Q000099 DUPLICATE
								3	1	2	0	1	1	0	8	0	0	6	0	0	Q000100	49.0	50.0	
							-between 48-50.0M a	3	1	2	0	1	1	0	8	0	0	6	0	0	Q000101	50.0	51.0	
							few pheno's of py ± S.S	3	1	2	0	1	1	0	8	0	0	6	0	0	Q000102	51.0	52.0	
							3-5CM wide present.	3	1	2	0	1	1	0	8	0	0	6	0	0	Q000103	52.0	53.0	Q000104 BLANK
								3	1	2	0	1	1	0	8	0	0	6	0	0	Q000105	53.0	54.0	
								3	1	2	0	1	1	0	8	0	0	6	0	0	Q000106	54.0	55.0	
			56.69					3	1	2	0	1	1	0	8	0	0	6	0	0	Q000107	55.0	55.71	
								3	1	2	0	1	1	0	8	0	0	6	0	0	Q000108	55.71	56.69	Q000109 STD-ME-18
							END OF HOLE																	
60m																								

BRIXTON METALS

Sheet Number: 1 of 3

Project: OBAN Zone: THORN Logger: Christina Anstey DDH: THN12-78 Date: Oct 3, 2012

Orientation: Az: 180° Dip: -50° Depth: 50.6M UTM N: 6491916.287 UTM E: 628813.1175 Core Size: NQ

GRAPHIC LOG						DESCRIPTION		ALTERATION (1-4)								MINERALIZATION (%)								SAMPLING AND ASSAY			
Scale (1m)	Lithology	Structure	Depth (m)	Angles	Width	Rock Type		Or	Bio	Chl	Epi	Ser	Si	Kao		Py	Gal	Sph	SS	Tet	Cpy			Sample No.	From	To	Control
0m			3.05			OVB	casing																				
						UMPO	THORN STOCK (3.05-50.6M)																				
							-Green-Grey Fine to Med-grained qtz + Feld porphyry	3	1	2	0	1	1	2		15	0	0	10	2	0			QA00110	3.05	5.0	
							-From 3.05-4.88 rubble TS w/ mafic dyke material	3	1	2	0	1	1	2		15	0	0	10	2	0			QA00111	5.0	7.0	
							-patchy chl alt. throughout	3	1	2	0	1	1	2		15	0	0	10	2	0			QA00112	7.0	8.0	
							-diss py throughout	3	1	2	0	1	1	2		15	0	0	10	2	0			QA00113	8.0	9.0	
							-clasts of rock flower tpy	3	1	2	0	1	1	2		15	0	0	10	2	0			QA00114	9.0	10.0	
		PY VN	11.5	40°	1MM		1-3CM wide present	3	1	2	0	1	1	2		15	0	0	10	2	0			QA00115	10.0	11.0	QA00116 DUPLICATE
							-Fault gouge from 9-9.5M	3	1	2	0	1	1	2		15	0	0	10	2	0			QA00117	11.0	12.0	
		Flow Rock VN	13.5	30°	2MM		w/ light grey clay, TS frags and carb veins.	3	1	2	0	1	1	2		15	0	0	10	2	0			QA00118	12.0	13.0	
								3	1	2	0	1	1	2		15	0	0	10	2	0			QA00119	13.0	14.0	
								3	1	2	0	1	1	2		15	0	0	10	2	0			QA00120	14.0	15.0	
								3	1	2	0	1	1	2		15	0	0	10	2	0			QA00121	15.0	16.0	
		PY VN	17.0	30°	1MM		-veinlettes present throughout hole	3	1	2	0	1	1	2		15	0	0	10	2	0			QA00122	16.0	17.0	
								3	1	2	0	1	1	2		15	0	0	10	2	0			QA00123	17.0	18.0	
		FR	18.5	60°	2MM		-at 20M a 1CM vein rich in py + S.S present at 40°	3	1	2	0	1	1	2		15	0	0	10	2	0			QA00124	18.0	19.0	QA00125 BLANK
20m		PY/SS VN	20.0	40°	1CM			3	1	2	0	1	1	2		15	0	0	10	2	0			QA00126	19.0	20.0	

Sheet Number: 2 of 3

BRIXTON METALS

Project: THORN | Zone: OBAN | Logger: Christina Anstey | DDH: THN12-78 | Date: Oct 3, 2012

Orientation: Az: 180° Dip: -50° | Depth: 50.6 M | UTM N: 6491916.287 | UTM E: 628813.1175 | Core Size: NQ

Depth (m)	Scale (1m)	Lithology	Structure	Depth (m)	Angles	Width	Rock Type	DESCRIPTION	Or	Bio	Chl	Epi	Ser	Si	Kao	Py	Gal	Sph	SS	Tet	Cpy	Sample No.	From	To	Control
20m							UKPO	THORN STOCK (3.05 - 50.6 M)	3	1	2	0	1	1	2	15	0	0	6	2	0	Q000127	20.0	21.0	
			qtz + carb VN	22.0	30°	1mm		- Fracture surfaces are oxidized	3	1	2	0	1	1	2	15	0	0	6	2	0	Q000128	21.0	22.0	
								and contain Manganese.	3	1	2	0	1	1	2	15	0	0	6	2	0	Q000129	22.0	23.0	
								- at 22.5 a 15cm wide	3	1	2	0	1	1	2	15	0	0	6	2	0	Q000130	23.0	24.0	Q000131 STD-FCM-6
								section of breccia abundant	3	1	2	0	1	1	2	15	0	0	6	2	0	Q000132	24.0	25.0	
								in fine to med-grained py as	3	1	2	0	1	1	2	15	0	0	6	2	0	Q000133	25.0	26.0	
								Matrix infill + Minor tet + sph	3	1	2	0	1	1	2	15	0	0	6	2	0	Q000134	26.0	27.0	
								- at 29.5 M a 10cm area of	3	1	2	0	1	1	2	15	0	0	6	2	0	Q000135	27.0	28.0	
								fault gouge w/ grey clay	3	1	2	0	1	1	2	15	0	0	6	2	0	Q000136	28.0	29.0	
			FZN	29.5		10cm		and med-grained diss py	3	1	2	0	1	1	2	15	0	0	6	2	0	Q000137	29.0	30.0	Q000138 DUPLICATE
			qtz carb VN	31.0	30°	1mm		- another 15cm patch of	3	1	2	0	1	1	2	15	0	0	6	2	0	Q000139	30.0	31.0	
								breccia present at 36m	3	1	2	0	1	1	2	15	0	0	6	2	0	Q000140	31.0	32.0	
			py + tet VN	32.6	40°	1mm		- at 36.5 M a 5mm vein	3	1	2	0	1	1	2	15	0	0	6	2	0	Q000141	32.0	33.0	
								rich in fine-med grained py	3	1	2	0	1	1	2	15	0	0	6	2	0	Q000142	33.0	34.0	
								w/ Minor Tet and SS present	3	1	2	0	1	1	2	15	0	0	6	2	0	Q000143	34.0	35.0	
								at 40° to CA	3	1	2	0	1	1	2	15	0	0	6	2	0	Q000144	35.0	36.0	
								- throughout this hole	3	1	2	0	1	1	2	15	0	0	10	2	0	Q000145	36.0	37.0	
								5% py and 2% S.S are	3	1	2	0	1	1	2	15	0	0	10	2	0	Q000146	37.0	38.0	Q000147 BLANK
								diss throughout along	3	1	2	0	1	1	2	15	0	0	10	2	0	Q000148	38.0	39.0	
40m								w/ 10% py + 8% SS in veins.	3	1	2	0	1	1	2	15	0	0	10	2	0	Q000149	39.0	40.0	

BRIXTON METALS

Sheet Number: 3 of 3

Project: THORN Zone: OBAN Logger: Christina Anstey DDH: THN12-78 Date: Oct 3, 2012

Orientation: Az: 180° Dip: -50° Depth: 50.6M UTM N: 6491916.287 UTM E: 628813.1175 Core Size: NQ

GRAPHIC LOG						DESCRIPTION		ALTERATION (1-4)								MINERALIZATION (%)								SAMPLING AND ASSAY			
Scale (1m)	Lithology	Structure	Depth (m)	Angles	Width	Rock Type		Or	Bio	Chl	Epi	Ser	Si	Kao		Py	Gal	Sph	SS	Tet	Cpy			Sample No.	From	To	Control
40m						UKPO	THORN STOCK (3.05–50.6M)	3	1	2	0	1	1	2		15	0	0	10	2	0			Q000150	40.0	41.0	
		VN	41.5	50°	3cm		-at 41.5 a 3cm vein of	3	1	2	0	1	1	2		15	0	0	10	2	0			Q000151	41.0	42.0	Q000152 STD-MC18
							py + ss ± Tet at 50° to C.A	3	1	2	0	1	1	2		15	0	0	10	2	0			Q000153	42.0	43.0	
								3	1	2	0	1	1	2		15	0	0	10	2	0			Q000154	43.0	44.0	
							-at 48.5 a. 7cm section of	3	1	2	0	1	1	2		15	0	0	10	2	0			Q000155	44.0	45.0	
							fault gouge material along	3	1	2	0	1	1	2		15	0	0	10	2	0			Q000156	45.0	46.0	
							w/ py + ss	3	1	2	0	1	1	2		15	0	0	10	2	0			Q000157	46.0	47.0	
								3	1	2	0	1	1	2		15	0	0	2	2	0			Q000158	47.0	48.0	Q000159 DUPLICATE
		FZN	48.5		7cm			3	1	2	0	1	1	2		15	0	0	2	2	0			Q000160	48.0	49.0	
			50.6					3	1	2	0	1	1	2		15	0	0	2	2	0			Q000161	49.0	50.0	
								3	1	2	0	1	1	2		15	0	0	2	2	0			Q000162	50.0	50.6	
							END OF HOLE																				
60m																											

BRIXTON METALS

Sheet Number: 1 of 3

Project: THORN Zone: OBAN Logger: Christian Hinsley DDH: THN12-79 Date: Oct 3, 2012

Orientation: Az 145° Depth: 50.9m UTM N: 6491916.449 UTM E: 628813.2683 Core Size: NQ

Dip: -50°

GRAPHIC LOG						DESCRIPTION		ALTERATION (1-4)								MINERALIZATION (%)								SAMPLING AND ASSAY			
Scale (1m)	Lithology	Structure	Depth (m)	Angles	Width	Rock Type		Or	Bio	Chl	Epi	Ser	Si	Kao		Py	Gal	Sph	SS	Tet	Cpy			Sample No.	From	To	Control
0m						OVB	Casing																				
							-Mostly mafic dyke w/ some																				
			3.05				Thorn stock + rubble.																	Q000163	0	3.05	
						UKPD	THORN STOCK (3.05-50.9m)																				
							-green/grey fine-med grained																				
							qtz+felds porphyry	3	1	2	0	1	1	2		10	0	0	9	2	0			Q000164	3.05	6.0	
							-very rubbly and oxidized	3	1	2	0	1	1	2		10	0	0	9	2	0			Q000165	6.0	7.0	Q000166 BLANK
							w/ Manganese to 8m.	3	1	2	0	1	1	2		10	0	0	9	2	0			Q000167	7.0	8.0	
							-Minor bio + Ser alt.	3	1	2	0	1	1	2		10	0	0	9	2	0			Q000168	8.0	9.0	
							-patchy mod chl alt	3	1	2	0	1	1	2		10	0	0	9	2	0			Q000169	9.0	10.0	
							throughout	3	1	2	0	1	1	2		10	0	0	9	2	6			Q000170	10.0	11.0	
							-vanlettes throughout	3	1	2	0	1	1	2		10	0	0	9	2	0			Q000171	11.0	12.0	
							-2% diss py + 2% dis s.s	3	1	2	0	1	1	2		10	0	0	9	2	0			Q000172	12.0	13.0	Q000175 STD-FCM-6
							present throughout	3	1	2	0	1	1	2		10	0	0	9	2	0			Q000174	13.0	14.0	
							-8% py and 6-8% s.s	3	1	2	0	1	1	2		10	0	0	9	2	0			Q000175	14.0	15.0	
							present in veins	3	1	2	0	1	1	2		10	0	0	9	2	0			Q000176	15.0	16.0	Q000177 DUPLICATE
		PY S.S VN	17.0	60°	2.0m			3	1	2	0	1	1	2		10	0	0	9	2	0			Q000178	16.0	17.0	
								3	1	2	0	1	1	2		10	0	0	9	2	0			Q000179	17.0	18.0	
								3	1	2	0	1	1	2		10	0	0	9	2	0			Q000180	18.0	19.0	
20m								3	1	2	0	1	1	2		10	0	0	9	2	0			Q000181	19.0	20.0	Q000182 BLANK

BRIXTON METALS

Sheet Number: 2 of 3

Project: THORN Zone: OBAN Logger: Christina Hrsky DDH: THN12-79 Date: Oct 3, 2012

Orientation: Az: 145° Dip: -50° Depth: 50.9M UTM N: 6491916.449 UTM E: 628813.2683 Core Size: NQ

GRAPHIC LOG						DESCRIPTION		ALTERATION (1-4)							MINERALIZATION (%)							SAMPLING AND ASSAY			
Scale (1m)	Lithology	Structure	Depth (m)	Angles	Width	Rock Type		Or	Bio	Chl	Epi	Ser	Si	Kao	Py	Gal	Sph	SS	Tet	Cpy		Sample No.	From	To	Control
20m						UKPO	THORN STOCK (3.05-50.9M)	3	1	2	0	1	1	2	10	0	0	9	2	0		Q000183	20.0	21.0	
							-at 21.20M a 2CM patch of	3	1	2	0	1	1	2	10	0	0	10	3	0		Q000184	21.0	22.0	
							S.S + Tet present.	3	1	2	0	1	1	2	10	0	0	9	2	0		Q000185	22.0	23.0	
							-at 24.5M a S.S + minor	3	1	2	0	1	1	2	10	0	0	9	2	0		Q000186	23.0	24.0	
		VN	24.5	60°	2CM		py + tet vein at 60° to	3	1	2	0	1	1	2	12	0	0	9	2	0		Q000187	24.0	25.0	
							core axis 2CM wide present	3	1	2	0	1	1	2	10	0	0	9	2	0		Q000188	25.0	26.0	Q000189 STD-ME-18
		VN	27.0	60°	2CM		-another vein SAA present at	3	1	2	0	1	1	2	10	0	0	9	2	0		Q000190	26.0	27.0	
							27.0M	3	1	2	0	1	1	2	12	0	0	9	2	0		Q000191	27.0	28.0	
							-between 29-30M are	3	1	2	0	1	1	2	10	0	0	9	2	0		Q000192	28.0	29.0	
		VN	29.0	60°	1MM		Multiple veinlettes of	3	1	2	0	1	1	2	12	0	0	10	2	0		Q000193	29.0	30.0	
							py + S.S 1MM wide at 60° to C.A	3	1	2	0	1	1	2	10	0	0	9	2	0		Q000194	30.0	31.0	
		VN	31.0	60°	4CM		-at 31.0M a 4CM vein of	3	1	2	0	1	1	2	12	0	0	10	3	0		Q000195	31.0	32.0	Q000196 DUPLICATE
							Fine - med - grained py + SS + tet	3	1	2	0	1	1	2	10	0	0	9	2	0		Q000197	32.0	33.0	
							along w/ grey clay like	3	1	2	0	1	1	2	10	0	0	9	2	0		Q000198	33.0	34.0	
		VN	34.5	60°	5MM		Material (Fault auge)	3	1	2	0	1	1	2	12	0	0	10	3	0		Q000199	34.0	35.0	
		VN	35.7	60°	1CM		-at 34.5M a rock flower	3	1	2	0	1	1	2	12	0	0	10	3	0		Q000200	35.0	36.0	
							vein containing fine grained	3	1	2	0	1	1	2	10	0	0	9	2	0		Q000201	36.0	37.0	
							py + S.S 5MM present along	3	1	2	0	1	1	2	10	0	0	9	2	0		Q000202	37.0	38.0	
							with another w/ the same	3	1	2	0	1	1	2	10	0	0	9	2	0		Q000203	38.0	39.0	
40m							characteristics at 35.7M 1CM wide	3	1	2	0	1	1	2	10	0	0	9	2	0		Q000204	39.0	40.0	Q000205 BLANK

BRIXTON METALS

Sheet Number: 3 of 3

Project: THORN Zone: OBAN Logger: Christina Apsty DDH: THN12-79 Date: Oct 3, 2012

Orientation: A2 : 145° Dip -50° Depth: 50.9 M UTM N: 6491916.449 UTM E: 628813.2683 Core Size: NQ

GRAPHIC LOG						DESCRIPTION		ALTERATION (1-4)							MINERALIZATION (%)								SAMPLING AND ASSAY			
Scale (1m)	Lithology	Structure	Depth (m)	Angles	Width	Rock Type		Or	Bio	Chl	Epi	Ser	Si	Kao	Py	Gal	Sph	SS	Tet	Cpy			Sample No.	From	To	Control
40m						UKPO	THORN STOCK (3.05-50.9M)	3	1	2	0	1	1	2	10	0	0	9	2	0			Q000206	40.0	41.0	
								3	1	2	0	1	1	2	10	0	0	9	2	0			Q000207	41.0	42.0	
		VN	42.5	30°	1MM		-at 42.5 veinlettes	3	1	2	0	1	1	2	10	0	0	9	2	0			Q000208	42.0	43.0	
							containing py + SS present	3	1	2	0	1	1	2	10	0	0	9	2	0			Q000209	43.0	44.0	
								3	1	2	0	1	1	2	10	0	0	9	2	0			Q000210	44.0	45.0	
								3	1	2	0	1	1	2	10	0	0	9	2	0			Q000211	45.0	46.0	Q000212 SID-FCM-6
								3	1	2	0	1	1	2	10	0	0	9	2	0			Q000213	46.0	47.0	
								3	1	2	0	1	1	2	10	0	0	9	2	0			Q000214	47.0	48.0	
								3	1	2	0	1	1	2	10	0	0	9	2	0			Q000215	48.0	49.0	
		VN	49.5	30°	2MM			3	1	2	0	1	1	2	10	0	0	9	2	0			Q000216	49.0	50.0	
			50.9					3	1	2	0	1	1	2	10	0	0	9	2	0			Q000217	50.0	50.9	Q000218 DUPLICATE
							END OF HOLE																			
60m																										

Sheet Number: 1 of 9

BRIXTON METALS

Project: THORN Zone: OBAN Logger: Christina Anstey DDH: THN12-80 Date: Oct 4, 2012

Orientation: Az: 325° Dip: -80° Depth: 1606.62M UTM N: 6491954.971 UTM E: 628832.6922 Core Size: NQ

GRAPHIC LOG						DESCRIPTION		ALTERATION (1-4)								MINERALIZATION (%)								SAMPLING AND ASSAY			
Scale (1m)	Lithology	Structure	Depth (m)	Angles	Width	Rock Type		Or	Bio	Chl	Epi	Ser	Si	Kao			Py	Gal	Sph	SS	Tet	Cpy			Sample No.	From	To	Control
0m						OVB	Casing (6.10M)																					
							-Broken/rubble, oxidized																					
							Thorn stock fragments																					
			6.10					3	1	2	0	1	1	2			5	0	0	2	2	0			Q000219	0	6.10	
						UKPO	THORN STOCK (6.10 - 23.72M)																					
							-Broken/rubble and oxidized to	3	1	2	0	1	1	2			5	0	0	2	2	0			Q000220	6.10	8.0	
							10M w/ fault gouge material	3	1	2	0	1	1	2			5	0	0	2	2	0			Q000221	8.0	10.0	
							-Fine to Med grained, green-grey qtz feldspar porphyry	3	1	2	0	1	1	2			5	0	0	2	2	0			Q000222	10.0	12.0	
							-patchy chl and bio alt. present	3	1	2	0	1	1	2			5	0	0	2	2	0			Q000223	12.0	14.0	Q000224 BLANK
							-veinlettes present throughout	3	1	2	0	1	1	2			5	0	0	2	2	0			Q000225	14.0	16.0	
							-between 14-15M crackle breccia present w/ py+ss as matrix infill around TS fragments.	3	1	2	0	1	1	2			5	0	0	2	2	0			Q000226	16.0	18.0	
		FZN	17.0		0.5M		-Rare 1-4cm wide phenocryst rich in fine-med grained py+ rock flower present throughout	3	1	2	0	1	1	2			5	0	0	2	2	0			Q000227	18.0	20.0	
20m		FZN	19.5		0.3M																							

Sheet Number: 2 of 9

BRIXTON METALS

Project: THORN Zone: 08AN Logger: Christina Anstey DDH: THN12-80 Date: Oct 4, 2012

Orientation: Az: 325° Dip: -80° Depth: 166.62 M UTM N: 6491954.971 UTM E: 628832.6922 Core Size: NQ

GRAPHIC LOG						DESCRIPTION		ALTERATION (1-4)								MINERALIZATION (%)								SAMPLING AND ASSAY			
Scale (1m)	Lithology	Structure	Depth (m)	Angles	Width	Rock Type		Or	Bio	Chl	Epi	Ser	Si	Kao			Py	Gal	Sph	SS	Tet	Cpy			Sample No.	From	To	Control
20m		FZN	21.0		0.5M	UKPO	THORN STOCK (6.10–23.72M)	3	1	2	0	1	1	2			5	0	0	2	2	0			Q000228	20.0	22.0	
			23.72	40°			- Fault gouge Material (rubble + grey clay) from 17–17.5, 19.5–19.8M and 21–21.5M.	3	1	2	0	1	1	2			5	0	0	2	2	0			Q000229	22.0	23.72	
			27.72	20		KTIN2	Mafic Dyke (23.72–27.72M) -F.G dark green/brown matrix w/ carb. phenos 1-3MM and Minor veining, oxidation + Manganese on fract surfaces.	0	0	0	0	2	1	0			0	0	0	0	0	0			NO SAMPLE	23.72	27.72	
			28.96			UKPO	THORN STOCK - (27.72–28.96) SAME AS ABOVE	3	1	2	0	1	1	2			5	0	0	2	2	0			Q000230	27.72	<28.96	Q000231 STD-ME18
			30.81	40°		KTIN2	Mafic Dyke - (28.96–30.81M) Same as above	0	0	0	0	2	1	0			0	0	0	0	0	0			NO SAMPLE	28.96	30.81	
						UKPO	THORN STOCK (30.81–35.85M)	3	1	1	0	1	1	2			7	0	0	4	2	0			Q000232	30.81	32.0	
		FZN CN	32.5 33.0	30°	0.5M 1MM		- Fault gouge 32.5–33.0M - 3–5CM wide qtz carb	3	1	1	0	1	1	2			7	0	0	4	2	0			Q000233	32.0	34.0	
			35.85				Veining present	3	1	1	0	1	1	2			7	0	0	4	2	0			Q000234	34.0	35.85	
40m						KTIN2	Mafic Dyke (35.85–44.20M) -SAME AS ABOVE	0	0	0	0	2	1	0			0	0	0	0	0	0			NO SAMPLE	35.85	40.0	

Sheet Number: 3 of 9

BRIXTON METALS

Project: THORN | Zone: OBAN | Logger: Christina Anstup | DDH: THN12-80 | Date: Oct 4, 2012

Orientation: Az: 325° Dip: -80° | Depth: 166.62m | UTM N: 6491954.971 | UTM E: 628832.6922 | Core Size: NQ

Depth (m)	Structure	Angles	Width	Rock Type	Description	Or	Bio	Chl	Epi	Ser	Si	Kao	Py	Gal	Sph	SS	Tet	Cpy	Sample No.	From	To	Control
44.20				KTIN2	Mafic Dyke (35.85-44.20m) - same as above	0	0	0	0	2	1	0	0	0	0	0	0	0	No SAMPLE	40.0	44.2	
47.48				uKPO	THORN STOCK (44.20-47.48m) - same as above	3	1	1	0	1	1	2	8	0	0	6	2	0	Q000235	44.2	46.0	
						3	1	1	0	1	1	2	8	0	0	6	2	0	Q000236	46.0	47.48	Q000237 DUPLICATE
48.74				KTIN2	Mafic Dyke - same as above (47.48-48.74m)	0	0	0	0	2	1	0	0	0	0	0	0	0	No SAMPLE	47.48	48.74	
	Py+SS VN	50.0	50°	1mm	uKPO THORN STOCK (48.74-68.71m) - same as above	3	1	1	0	1	1	2	10	0	0	6	2	0	Q000238	48.74	51.0	
	Qtz+carb VN	51.0	10°	1-2 cm	- increase in the number of py bearing mineralized frags.	3	1	1	0	1	1	2	10	0	0	6	2	0	Q000239	51.0	53.0	
					- at 53.0 m thorn stock becomes more mottled in appearance	3	1	1	0	1	1	2	10	0	0	6	2	0	Q000240	53.0	54.0	
	Py+SS VN	55.0	60°	<1mm		3	1	1	0	1	1	2	10	0	0	6	2	0	Q000241	54.0	55.0	
						3	1	1	0	1	1	2	10	0	0	6	2	0	Q000242	55.0	56.0	Q000243 BLANK
					- py + SS veinlettes present at 60° (1mm wide)	3	1	1	0	1	1	2	10	0	0	6	2	0	Q000244	56.0	57.0	
						3	1	1	0	1	1	2	10	0	0	6	2	0	Q000245	57.0	58.0	
						3	1	1	0	1	1	2	10	0	0	6	2	0	Q000246	58.0	59.0	
	Py+SS VN	60.0	40°	1mm		3	1	1	0	1	1	2	10	0	0	6	2	0	Q000247	59.0	60.0	

BRIXTON METALS

Sheet Number: 4 of 9

Project: THORN Zone: OTAN Logger: Christine Anstey DDH: THN12-80 Date: Oct 4 2012

Orientation: Az: 325° Dip: -80° Depth: 166.62M UTM N: 6491954.971 UTM E: 628832.6922 Core Size: NQ

GRAPHIC LOG						DESCRIPTION		ALTERATION (1-4)								MINERALIZATION (%)								SAMPLING AND ASSAY			
Scale (1m)	Lithology	Structure	Depth (m)	Angles	Width	Rock Type		Or	Bio	Chl	Epi	Ser	Si	Kao			Py	Gal	Sph	SS	Tet	Cpy			Sample No.	From	To	Control
60m		VN	60.5	35°	2cm	uKPO	THORN STOCK (48.74-68.71M)	3	1	1	0	1	1	2			10	0	0	6	2	0			Q000248	60.0	61.0	
		VN	61.0	90°	4cm		-same as above.	3	1	1	0	1	1	2			10	0	0	6	2	0			Q000249	61.0	62.0	Q000250 STD-FCM-6
							-at 60.5 vein containing 30%	3	1	1	0	1	1	2			10	0	0	6	2	0			Q000251	62.0	63.0	
		VN	63.8	50°	1cm		py + S.S ± Tet present	3	1	1	0	1	1	2			10	0	0	6	2	0			Q000252	63.0	64.0	
							-at 64.0 vein containing 40-50%	3	1	1	0	1	1	2			10	0	0	6	2	0			Q000253	64.0	65.0	
							S.S + py ± Tet present	3	1	1	0	1	1	2			10	0	0	6	2	0			Q000254	65.0	66.0	Q000255 DUPLICATE
							-at 66.8M vein containing 40%	3	1	1	0	1	1	2			10	0	0	6	2	0			Q000256	66.0	67.0	
			68.71				py + S.S ± Tet present	3	1	1	0	1	1	2			10	0	0	6	2	0			Q000257	67.0	68.0	
				20°			-breccia sections contain py matrix infill	3	1	1	0	1	1	2			10	0	0	6	2	0			Q000258	68.0	68.71	
			71.32			KTIN2	Mafic Dyke (68.71-71.32M)	0	0	0	0	2	1	0			0	0	0	0	0	0			NO SAMPLE	68.71	71.32	
							-same as above																				
							-lichenlites present along fracture																				
						uKPO	THORN STOCK (71.32-92.56M)	3	1	1	0	1	1	2			13	0	0	8	2	0			Q000259	71.32	72.5	
							-Mottled alt. T.S	3	1	1	0	1	1	2			13	0	0	8	2	0			Q000260	72.5	73.5	
							-fault gouge from 71.32-	3	1	1	0	1	1	2			13	0	0	8	2	0			Q000261	73.5	74.5	
							72.4M	3	1	1	0	1	1	2			13	0	0	8	2	0			Q000262	74.5	75.5	
		VN	76.0	90°	5cm		-at 76.0M vein containing	3	1	1	0	1	1	2			13	0	0	8	2	0			Q000263	75.5	76.5	Q000264 BLANK
							40% py + S.S ± Tet	3	1	1	0	1	1	2			13	0	0	8	2	0			Q000265	76.5	78.5	
								3	1	1	0	1	1	2			13	0	0	8	2	0			Q000266	78.5	79.5	
80m								3	1	1	0	1	1	2			13	0	0	8	2	0			Q000267	79.5	80.5	

BRIXTON METALS

Sheet Number: 5 of 9

Project: THORN Zone: OBAN Logger: Christina Apsty DDH: TINI2-80 Date: Oct 4, 2012

Orientation: A2: 325° Dip: -80° Depth: 1606.62M UTM N: 6491954.971 UTM E: 628832.6922 Core Size: NQ

GRAPHIC LOG						DESCRIPTION		ALTERATION (1-4)							MINERALIZATION (%)						SAMPLING AND ASSAY			
Scale (1m)	Lithology	Structure	Depth (m)	Angles	Width	Rock Type		Or	Bio	Chl	Epi	Ser	Si	Kao	Py	Gal	Sph	SS	Tet	Cpy	Sample No.	From	To	Control
80m						uKPO	THORN STOCK (71.32-92.56M)																	
							-between 85M to 86.5M	3	1	1	0	1	1	2	13	0	0	8	2	0	Q000268	80.5	81.5	Q000269 STD-ME-14
							core is more brecciated and	3	1	1	0	1	1	2	13	0	0	8	2	0	Q000270	81.5	82.5	
							Felsic dyke (Rhyolite) weaves	3	1	1	0	1	1	2	13	0	0	8	2	0	Q000271	82.5	83.5	
							in and out along w/ fault	3	1	1	0	1	1	2	13	0	0	8	2	0	Q000272	83.5	84.5	
							gauge material and carb+ser	3	1	1	0	2	1	2	15	0	0	10	2	0	Q000273	84.5	85.5	
							-fault gauge ends at 88.5M	3	1	1	0	2	1	2	15	0	0	10	2	0	Q000274	85.5	86.5	
							-at 89.0M fracture surface rich	3	1	1	0	2	1	2	15	0	0	10	2	0	Q000275	86.5	87.5	Q000276 DUPLICATE
							in py+s.s ± tet at 45° present	3	1	1	0	2	1	2	15	0	0	10	2	0	Q000277	87.5	88.5	
		FR	89.0	45°			-at 91.0M vein rich in py+	3	1	1	0	2	1	2	15	0	0	10	2	0	Q000278	88.5	89.5	
		VN	91.0	20°	3CM		s.s+ser+tet	3	1	1	0	2	1	2	15	0	0	10	2	0	Q000279	89.5	90.5	
			92.56					3	1	1	0	2	1	2	15	0	0	10	2	0	Q000280	90.5	91.5	
								3	1	1	0	2	1	2	15	0	0	10	2	0	Q000281	91.5	92.56	Q000282 BLANK
							Mafic Dyke (92.56-94.43M)																	
			94.43			$kTIN_2$	-same as above	0	0	0	0	2	1	0	0	0	0	0	0	0	NO SAMPLE	92.56	94.43	
								3	1	1	0	2	1	2	15	0	0	10	2	0	Q000283	94.43	95.5	
						uKPO	THORN STOCK (94.43-105.16M)	3	1	1	0	2	1	2	15	0	0	10	2	0	Q000284	95.5	96.5	
							-Mottled appearance	3	1	1	0	2	1	2	15	0	0	10	2	0	Q000285	96.5	97.5	
							-some brecciated areas w/ mineralization	3	1	1	0	2	1	2	15	0	0	10	2	0	Q000286	97.5	98.5	
							running fragments	3	1	1	0	2	1	2	15	0	0	10	2	0	Q000287	98.5	99.5	
100m		VN	99.5		7CM		-99.5-100.5 7CM vein of qtz carb+ser	3	1	1	0	2	1	2	15	0	0	10	2	0	Q000288	99.5	100.5	

BRIXTON METALS

Sheet Number: 6 of 9

Project: THORN Zone: OBAN Logger: Christina Ansty DDH: THN12-80 Date: Oct 4.2012

Orientation: A2: 325° Dip: -80° Depth: 1160.62 UTM N: 6491954.971 UTM E: 628832.6922 Core Size: NQ

GRAPHIC LOG						DESCRIPTION		ALTERATION (1-4)								MINERALIZATION (%)								SAMPLING AND ASSAY			
Scale (1m)	Lithology	Structure	Depth (m)	Angles	Width	Rock Type		Or	Bio	Chl	Epi	Ser	Si	Kao			Py	Gal	Sph	SS	Tet	Cpy			Sample No.	From	To	Control
100m						uKPO	THORN STOCK (94.43-105.16M)	3	1	1	0	1	1	2			15	0	0	10	2	0			Q000289	100.5	101.5	
							-at 101.5M dark frag rich in	3	1	1	0	1	1	2			15	0	0	10	2	0			Q000290	101.5	102.5	Q000291 STD-FCM-6
		VN	102.5	30°	1-2cm		diss py, 6cm wide present	3	1	1	0	1	1	2			15	0	0	10	2	0			Q000292	102.5	103.5	
							-at 102.5 vein containing py+	3	1	1	0	1	1	2			15	0	0	10	2	0			Q000293	103.5	104.5	
							S.S + tet present	0	0	0	0	2	1	0			0	0	0	0	0	0			Q000294	104.5	105.5	
			106.21/105.16			KTIN1	FELSIC DYKE - RHYOLITIC w/ flow banding. Fine grained light grey w/ 1-3mm SIZE PHENOS.	0	0	0	0	2	1	0			0	0	0	0	0	0			Q000295	105.5	106.5	
						uKPO	THORN STOCK (106.21-125.3M)	3	1	1	0	1	1	2			30	3	0.5	20	10	3			Q000296	106.5	107.5	
							begining of high grade MN.	3	1	1	0	1	1	2			30	3	0.5	20	10	3			Q000297	107.5	108.5	Q000298 DUPLICATE
							-Really Massive Mineralization from	3	1	1	0	1	1	2			30	3	0.5	20	10	3			Q000299	108.5	109.5	
							109.25M to 110.56M and FG	3	1	1	0	1	1	2			30	3	0.5	20	10	3			Q000300	109.5	110.5	
							-Most Mineralization is running	3	1	1	0	1	1	2			30	3	0.5	20	10	3			Q000301	110.5	111.5	
							fragments of thorn stock	3	1	1	0	1	1	2			30	3	0.5	20	10	3			Q000302	111.5	112.5	
							-continued weaving in and out	3	1	1	0	1	1	2			30	3	0.5	20	10	3			Q000303	112.5	113.5	
							of high grade mn to 114.0M	3	1	1	0	1	1	2			30	3	0.5	20	10	3			Q000304	113.5	114.5	
							-between 114.5 to 115.5M increase in	3	1	1	0	1	1	2			30	3	0.5	20	10	3			Q000305	114.5	115.5	Q000306 BLANK
							sericite + carb. veining and fault	3	1	1	0	1	1	2			15	1	0	10	5	6			Q000307	115.5	116.5	
		VN	117.5	30°	2cm		gauge material present	3	1	1	0	1	1	2			15	1	0	10	3	0			Q000308	116.5	117.5	
							-at 117.5 and again at 119M	3	1	1	0	1	1	2			15	1	0	10	3	0			Q000309	117.5	118.5	
		VN	119.0	20°	9cm		veins of py + S.S	3	1	1	0	1	1	2			15	1	0	10	3	0			Q000310	118.5	119.5	Q000311 STD-MF-18
120m								3	1	1	0	1	1	2			15	1	0	10	3	0			Q000312	119.5	120.5	

BRIXTON METALS

Sheet Number: 7 of 9

Project: THORN Zone: OBAN Logger: Christina Austin/ DDH: THN12-20 Date: Oct 4, 2012

Orientation: A2: 325° Dip: -80° Depth: 166.62M UTM N: 6491954.971 UTM E: 628832.6922 Core Size: NQ

GRAPHIC LOG						DESCRIPTION		ALTERATION (1-4)								MINERALIZATION (%)								SAMPLING AND ASSAY			
Scale (1m)	Lithology	Structure	Depth (m)	Angles	Width	Rock Type		Or	Bio	Chl	Epi	Ser	Si	Kao		Py	Gal	Sph	SS	Tet	Cpy			Sample No.	From	To	Control
120m																											
			125.3			UKPO	THORN STOCK (106.21-125.3M) -veinlets of py±ss throughout -weaving in and out of T.S and brecciated areas w/ py±ss infill around frags in breccia	3	1	1	0	1	1	0		15	1	0	10	2	0			Q000313	120.5	121.5	
								3	1	1	0	1	1	0		15	1	0	10	2	0			Q000314	121.5	122.5	Q000315 DUPLICATE
								3	1	1	0	1	1	0		15	1	0	10	2	0			Q000316	122.5	123.5	
								3	1	1	0	1	1	0		15	1	0	10	2	0			Q000317	123.5	124.5	
								3	1	1	0	1	1	0		15	1	0	10	2	0			Q000318	124.5	125.5	
			126.7			KTIN1	Felsic Dyke (125.3-126.7M) - flow banding. Same as above.																	Q000319	125.3	126.7	
		VN	127.7	45°	4CM	UKPO	THORN STOCK (126.7-147.5M) -at 127.7 vein of Mostly py, w/ minor ss	3	1	1	0	1	1	0		17	1	0	10	2	0			Q000320	126.7	127.7	
								3	1	1	0	1	1	0		17	1	0	10	2	0			Q000321	127.7	128.7	Q000322 BLANK
							-25CM wide section of fault gouge at 131.7M	3	1	1	0	1	1	0		17	1	0	10	2	0			Q000323	128.7	129.7	
								3	1	1	0	1	1	0		17	1	0	10	2	0			Q000324	129.7	130.7	
		FZN	131.7		25CM		-between 136.85 to 137.6M is a high Mineralization zone w/ abundant py w/ ss and Minor tet	3	1	1	0	1	1	0		17	1	0	10	2	0			Q000325	130.7	131.7	
								3	1	1	0	1	1	0		15	1	0	10	2	0			Q000326	131.7	132.7	
								3	1	1	0	1	1	0		17	1	0	10	2	0			Q000327	132.7	133.7	Q000328 STD-FCM-6
							-between 138.5 to 139.5M is altered thorn stock w/ ~30% mineralization of py±ss±tet -weaving in and out of T.S and breccia zones	3	1	1	0	1	1	0		17	1	0	10	2	0			Q000329	133.7	134.7	
								3	1	1	0	1	1	0		17	1	0	10	2	0			Q000330	134.7	135.7	
								3	1	1	0	1	1	0		30	1	0	15	3	0			Q000331	135.7	136.7	
								3	1	1	0	1	1	0		30	1	0	15	3	0			Q000332	136.7	137.7	
								3	1	1	0	1	1	0		30	1	0	15	3	0			Q000333	137.7	138.7	
140m								3	1	1	0	1	1	0		30	1	0	15	3	0			Q000334	138.7	139.7	

BRIXTON METALS

Sheet Number: 8 of 9

Project: THORN Zone: OBAN Logger: Christina Anstey DDH: THN12-80 Date: Oct 4, 2012

Orientation: AZ: 32.5° Dip: -80° Depth: 1616.62M UTM N: 6491954.971 UTM E: 628832.6922 Core Size: NQ

GRAPHIC LOG						DESCRIPTION		ALTERATION (1-4)								MINERALIZATION (%)								SAMPLING AND ASSAY			
Scale (1m)	Lithology	Structure	Depth (m)	Angles	Width	Rock Type		Or	Bio	Chl	Epi	Ser	Si	Kao		Py	Gal	Sph	SS	Tet	Cpy			Sample No.	From	To	Control
140m						uHPO	THORN stock (126.7–147.5M)	3	1	1	0	1	1	2		30	1	0	15	3	0			Q000335	139.7	140.7	Q000336 Duplicate
							-same as above.	3	1	1	0	1	1	2		30	1	0	15	3	0			Q000337	140.7	141.7	
								3	1	1	0	1	1	2		17	0	0	10	2	0			Q000338	141.7	142.7	
								3	1	1	0	1	1	2		17	0	0	10	2	0			Q000339	142.7	143.7	
								3	1	1	0	1	1	2		17	0	0	10	2	0			Q000340	143.7	144.7	
								3	1	1	0	1	1	2		15	0	0	5	1	0			Q000341	144.7	145.7	
			147.5					3	1	1	0	1	1	2		15	0	0	5	1	0			Q000342	145.7	146.7	
								3	1	1	0	1	1	2		15	0	0	5	1	0			Q000343	146.7	147.7	Q000344 BLANK
		VN	148.0	10°	0.5-1 CM	uHBX	OBAN BRECCIA (147.5–1616.62M)	1	1	0	0	3	1	3		3	0	0	1	0	0			Q000345	147.7	148.7	
							-minor amounts of dissiminated	1	1	0	0	3	1	3		3	0	0	1	0	0			Q000346	148.7	149.7	
							py throughout	1	1	0	0	3	1	3		3	0	0	1	0	0			Q000347	149.7	150.7	
							-at 148 to 148.7M a. qtz	1	1	0	0	3	1	3		3	0	0	1	0	0			Q000348	150.7	151.7	
							carb vein is present	1	1	0	0	3	1	3		3	0	0	1	0	0			Q000349	151.7	152.7	Q000350 STD-ME-18
							-Matrix is green/gray w/	1	1	0	0	3	1	3		3	0	0	1	0	0			Q000351	152.7	153.7	
							1–10cm fragments of T.S.,	1	1	0	0	3	1	3		3	0	0	1	0	0			Q000352	153.7	154.7	
							andesite and rhyolite	1	1	0	0	3	1	3		3	0	0	1	0	0			Q000353	154.7	155.7	
							-contacts between breccia	1	1	0	0	3	1	3		3	0	0	1	0	0			Q000354	155.7	156.7	
							and T.S. flags are 10–20°	1	1	0	0	3	1	3		3	0	0	1	0	0			Q000355	156.7	157.7	Q000356 Duplicate
								1	1	0	0	3	1	3		3	0	0	1	0	0			Q000357	157.7	158.7	
160m								1	1	0	0	3	1	3		3	0	0	1	0	0			Q000358	158.7	159.7	

BRIXTON METALS

Sheet Number: 9 of 9

Project: THORN Zone: OBAN Logger: Christina Anstey DDH: THN12-80 Date: Oct 4, 2012

Orientation: Az: 325° Dip: -80° Depth: 166.62m UTM N: 6471954.971 UTM E: 628832.6922 Core Size: NQ

GRAPHIC LOG						DESCRIPTION		ALTERATION (1-4)							MINERALIZATION (%)							SAMPLING AND ASSAY			
Scale (1m)	Lithology	Structure	Depth (m)	Angles	Width	Rock Type		Or	Bio	Chl	Epi	Ser	Si	Kao	Py	Gal	Sph	SS	Tet	Cpy		Sample No.	From	To	Control
0m						wMBX	OBAN BRECCIA (147.5-166.62m)	1	1	0	0	3	1	3	3	0	0	1	0	0		Q000359	159.7	160.7	
							- SAME AS ABOVE.	1	1	0	0	3	1	3	3	0	0	1	0	0		Q000360	160.7	161.7	
								1	1	0	0	3	1	3	3	0	0	1	0	0		Q000361	161.7	162.7	
								1	1	0	0	3	1	3	3	0	0	1	0	0		Q000362	162.7	163.7	
								1	1	0	0	3	1	3	3	0	0	1	0	0		Q000363	163.7	164.7	
								1	1	0	0	3	1	3	3	0	0	1	0	0		Q000364	164.7	165.7	
								1	1	0	0	3	1	3	3	0	0	1	0	0		Q000365	165.7	166.62	
							END OF HOLE																		
20m																									

BRIXTON METALS

Sheet Number: 1 of 5

Project: THORN Zone: OBAN Logger: Chrishna Anstey DDH: TIN12-81 Date: Oct 5, 2012

Orientation: Az 325° Dip: -60° Depth: 95.1 M UTM N: 6491956.249 UTM E: 628831.5965 Core Size: NQ

GRAPHIC LOG						DESCRIPTION		ALTERATION (1-4)								MINERALIZATION (%)								SAMPLING AND ASSAY			
Scale (1m)	Lithology	Structure	Depth (m)	Angles	Width	Rock Type		Or	Bio	Chl	Epi	Ser	Si	Kao		Py	Gal	Sph	SS	Tet	Cpy			Sample No.	From	To	Control
0m						OVB	Casing (0 – 7.62M)																				
							- Mostly thorn stock material																				
			7.62																					Q000366	0	7.62	Q000367 BLANK
						UKPO	THORN STOCK (7.62 – 25.33M)	3	1	2	0	1	1	2		3	0	0	2	0	0			Q000368	7.62	10.0	
							- broken / rubble to 20M w/	3	1	2	0	1	1	2		3	0	0	2	0	0			Q000369	10.0	11.0	
							oxidation and manganese on	3	1	2	0	1	1	2		3	0	0	2	0	0			Q000370	11.0	12.0	
							Fractures.	3	1	2	0	1	1	2		3	0	0	2	0	0			Q000371	12.0	13.0	Q000372 STD-FCM-6
		VN	13.2	20°	93.2 CM		- Qtz + Felds porphyry w/	3	1	2	0	1	1	2		3	0	0	2	0	0			Q000373	13.0	14.0	
							patchy bio + chl + ser alt.	3	1	2	0	1	1	2		3	0	0	2	0	0			Q000374	14.0	15.0	
							- at 13.2M 15CM qtz carb vein.	3	1	2	0	1	1	2		3	0	0	2	0	0			Q000375	15.0	16.0	
							- fault gauge material present	3	1	2	0	1	1	2		3	0	0	2	0	0			Q000376	16.0	18.9	
							w/ ser + carb.																				
							- Fine grained diss py throughout																				
							- at 18.0M a 6 FT mud seam																				
20m							washed out.	3	1	2	0	1	1	2		3	0	0	2	0	0			Q000377	18.9	20.0	

BRIXTON METALS

Sheet Number: 2 of 5

Project: THORN Zone: OBAN Logger: Christina Anstey DDH: THN12-81 Date: Oct 5, 2012

Orientation: Az: 325° Dip: -60° Depth: 95.1 M UTM N: 6491956.249 UTM E: 628831.5965 Core Size: NQ

GRAPHIC LOG						DESCRIPTION		ALTERATION (1-4)								MINERALIZATION (%)								SAMPLING AND ASSAY			
Scale (1m)	Lithology	Structure	Depth (m)	Angles	Width	Rock Type		Or	Bio	Chl	Epi	Ser	Si	Kao		Py	Gal	Sph	SS	Tet	Cpy			Sample No.	From	To	Control
20m																											
			25.33			UKPO	THORN STOCK (7.62 - 25.33M)	3	1	2	0	1	1	2		3	0	0	2	0	0			Q000378	20.0	21.0	Q000379 Duplicate
							- same as above	3	1	2	0	1	1	2		3	0	0	2	0	0			Q000380	21.0	22.0	
								3	1	2	0	1	1	2		3	0	0	2	0	0			Q000381	22.0	23.0	
								3	1	2	0	1	1	2		3	0	0	2	0	0			Q000382	23.0	24.0	
								3	1	2	0	1	1	2		3	0	0	2	0	0			Q000383	24.0	25.0	
								3	1	2	0	1	1	2		3	0	0	2	0	0			Q000384	25.0	26.0	
						UKIBX	OBAN BRECCIA (25.33 - 95.10M)	1	1	0	0	2	1	3		8	0.5	2	3	0.5	0			Q000385	26.0	27.0	Q000386 BLANK
							-1-10CM fragments of Thorn	1	1	0	0	2	1	3		8	0.5	2	3	0.5	0			Q000387	27.0	28.0	
							stock, andesite and rhyolite	1	1	0	0	2	1	3		8	0.5	2	3	0.5	0			Q000388	28.0	29.0	
							in a green/grey fine grained	1	1	0	0	2	1	3		8	0.5	2	3	0.5	0			Q000389	29.0	30.0	
							matrix	1	1	0	0	2	1	3		15	2	2	6	0.5	0			Q000390	30.0	31.0	Q000391 STD-ME-13
							-some phenos are mineralized	1	1	0	0	2	1	3		15	2	2	6	0.5	0			Q000392	31.0	32.0	
							w/ py + sis + sph.	1	1	0	0	2	1	3		10	0.5	2	3	0.5	0			Q000393	32.0	33.0	
							-From 26.5M onward matrix	1	1	0	0	2	1	3		10	0.5	2	3	0.5	0			Q000394	33.0	34.0	
							infill around frags in areas	1	1	0	0	2	1	3		10	0.5	2	3	0.5	0			Q000395	34.0	35.0	
							consists of py + sis + sph + tet	1	1	0	0	2	1	3		10	0.5	2	3	0.5	0			Q000396	35.0	36.0	
							-Mineralization is more concentrated	1	1	0	0	2	1	3		10	0.5	2	3	0.5	0			Q000397	36.0	37.0	Q000398 Duplicate
							between 30.0 to 32.0M	1	1	0	0	2	1	3		15	2	2	6	0.5	0			Q000399	37.0	38.0	
							-between 36.0-37.0M gal is	1	1	0	0	2	1	3		15	2	2	6	0.5	0			Q000400	38.0	39.0	
40m							being rimmed by py + sis + sph + tet	1	1	0	0	2	1	3		15	2	2	6	0.5	0			Q000401	39.0	40.0	

as matrix infill

BRIXTON METALS

Sheet Number: 3 of 5

Project: THORN Zone: OBAN Logger: Christina Anstey DDH: THN12-81 Date: Oct 5, 2012

Orientation: A2 : 325° Dip: -60° Depth: 95.1 M UTM N: 6491956.249 UTM E: 628831.5965 Core Size: NQ

GRAPHIC LOG						DESCRIPTION		ALTERATION (1-4)								MINERALIZATION (%)								SAMPLING AND ASSAY			
Scale (1m)	Lithology	Structure	Depth (m)	Angles	Width	Rock Type		Or	Bio	Chl	Epi	Ser	Si	Kao			Py	Gal	Sph	SS	Tet	Cpy			Sample No.	From	To	Control
40m						BRX	OBAN BRECCIA (25.33-95.10M)	1	1	1	0	2	1	3			15	2	6	6	0.5	0			Q000402	40.0	41.0	
							-several 0.3-0.7M frags of	1	1	1	0	2	1	3			15	2	6	6	0.5	0			Q000403	41.0	42.0	
							T.S present throughout	1	1	1	0	2	1	3			15	2	6	6	0.5	0			Q000404	42.0	43.0	Q000407 BLANK
							-Frags of rock flour present	1	1	1	0	2	1	3			15	2	6	6	0.5	0			Q000406	43.0	44.0	
							throughout	1	1	1	0	2	1	3			15	2	6	6	0.5	0			Q000407	44.0	45.0	
							-py+ss diss in matrix infill	1	1	1	0	2	1	3			13	1	4	4	0.5	0			Q000408	45.0	46.0	
							-minor veinlets of py+ss 1MM wide	1	1	1	0	2	1	3			13	1	4	4	0.5	0			Q000409	46.0	47.0	
							at 20° present throughout	1	1	1	0	2	1	3			13	1	4	4	0.5	0			Q000410	47.0	48.0	Q000411 STD-FCMB
							-Mineralization increases at 51M	1	1	1	0	2	1	3			13	1	4	4	0.5	0			Q000412	48.0	49.0	
							(+) matrix infill and veins of py	1	1	1	0	2	1	3			13	1	4	4	0.5	0			Q000413	49.0	50.0	
							running ss+sph running	1	1	1	0	2	1	3			13	1	4	4	0.5	0			Q000414	50.0	51.0	
							gal running py+sph+tet	1	1	1	0	2	1	3			13	1	4	4	0.5	0			Q000415	51.0	52.0	
							tot 57.0M high grade zone	1	1	1	0	2	1	3			13	1	4	4	0.5	0			Q000416	52.0	53.0	Q000417 Duplicate
							(-running mineralization to	1	1	0	0	2	1	3			20	4	10	10	2	0			Q000418	53.0	54.0	
							59.0M (in and out)	1	1	0	0	2	1	3			20	4	10	10	2	0			Q000419	54.0	55.0	
							-core is broken/rubble from	1	1	0	0	2	1	3			20	4	10	10	2	0			Q000420	55.0	56.0	
							58.0-60.0M	1	1	0	0	2	1	3			20	4	10	10	2	0			Q000421	56.0	57.0	Q000422 BLANK
								1	1	0	0	2	1	3			20	4	10	10	2	0			Q000423	57.0	58.0	
								1	1	0	0	2	1	3			15	1	6	6	0.5	0			Q000424	58.0	59.0	
60m								1	1	0	0	2	1	3			15	1	6	6	0.5	0			Q000425	59.0	60.0	

BRIXTON METALS

Sheet Number: 4 of 5

Project: THORN Zone: OBAN Logger: Christine Anstey DDH: THN12-81 Date: Oct 5, 2012

Orientation: Az: 325° Dip: -60 Depth: 95.1M UTM N: 6491956.249 UTM E: 628831.5965 Core Size: NQ

GRAPHIC LOG						DESCRIPTION		ALTERATION (1-4)								MINERALIZATION (%)								SAMPLING AND ASSAY			
Scale (1m)	Lithology	Structure	Depth (m)	Angles	Width	Rock Type		Or	Bio	Chl	Epi	Ser	Si	Kao		Py	Gal	Sph	SS	Tet	Cpy			Sample No.	From	To	Control
60m		VN	60.0	50°	1-2 cm	UKBX	OBAN BRECCIA (25.33-95.10M)	2	1	1	0	1	1	2		15	1	6	6	0.5	0			Q000426	60.0	61.0	
							-qtz + ser vein at 60.0M	2	1	1	0	1	1	2		15	1	6	6	0.5	0			Q000427	61.0	62.0	Q000428 STD-ME-16
							-decrease in mineralization	2	1	1	0	1	1	2		15	1	6	6	0.5	0			Q000429	62.0	63.0	
							between 64.0 M to 70.0M,	2	1	1	0	1	1	2		15	1	6	6	0.5	0			Q000430	63.0	64.0	
							matrix is coarser-grained and	2	1	1	0	1	1	2		8	0	2	3	0	0			Q000431	64.0	65.0	
							T.S frags are more abundant	2	1	1	0	1	1	2		8	0	2	3	0	0			Q000432	65.0	66.0	
								2	1	1	0	1	1	2		8	0	2	3	0	0			Q000433	66.0	67.0	
							-at 70.0 M mineralization	2	1	1	0	1	1	2		8	0	2	3	0	0			Q000434	67.0	68.0	Q000435 Duplicate
							increases around fragments.	2	1	1	0	1	1	2		8	0	2	3	0	0			Q000436	68.0	69.0	
							-70-72.0 M soft carb ser	2	1	1	0	1	1	2		8	0	2	3	0	0			Q000437	69.0	70.0	
							veining present at 30° w/	2	1	1	0	1	1	2		13	0	6	5	0.5	0			Q000438	70.0	71.0	
							some fault gouge material	2	1	1	0	1	1	2		13	0	6	5	0.5	0			Q000439	71.0	72.0	
							and matrix contains a fabric	2	1	1	0	1	1	2		13	0	6	5	0.5	0			Q000440	72.0	73.0	Q000441 BLANK
							running 10° to C.A	2	1	1	0	1	1	2		13	0	6	5	0.5	0			Q000442	73.0	74.0	
							-matrix is rich in diss	2	1	1	0	1	1	2		13	0	6	5	0.5	0			Q000443	74.0	75.0	
							py + sph and in some	2	1	1	0	1	1	2		13	0	6	5	0.5	0			Q000444	75.0	76.0	
							clasts as well	2	1	1	0	1	1	2		13	0	6	5	0.5	0			Q000445	76.0	77.0	
							-qtz carb vein at 78.1M	2	1	1	0	1	1	2		10	0	8	8	0.5	0			Q000446	77.0	78.0	Q000447 STD-FCM-6
		VN	78.0	30°	1mm			2	1	1	0	1	1	2		10	0	8	8	0.5	0			Q000448	78.0	79.0	
80m								2	1	1	0	1	1	2		10	0	8	8	0.5	0			Q000449	79.0	80.0	

Sheet Number: 5 of 5

BRIXTON METALS

Project: THORN Zone: OBAN Logger: Christian Anstey DDH: THN12-81 Date: Oct 5, 2012

Orientation: Az: 325° Depth: 95.1M UTM N: 6491956.249 UTM E: 628831.5965 Core Size: NQ

Dip: -60°

GRAPHIC LOG						DESCRIPTION		ALTERATION (1-4)								MINERALIZATION (%)								SAMPLING AND ASSAY			
Scale (1m)	Lithology	Structure	Depth (m)	Angles	Width	Rock Type		Or	Bio	Chl	Epi	Ser	Si	Kao		Py	Gal	Sph	SS	Tet	Cpy			Sample No.	From	To	Control
						UKBX	OBAN BRECCIA (25.33-95.1M)	2	1	1	0	1	1	2		10	0	8	8	0.5	0			Q000450	80.0	81.0	
							-Same as above	2	1	1	0	1	1	2		10	0	8	8	0.5	0			Q000451	81.0	82.0	
		YN	83.0	60°	1cm		-qtz carb vein at 83.0M	2	1	1	0	1	1	2		10	0	8	8	0.5	0			Q000452	82.0	83.0	
								2	1	1	0	1	1	2		10	0	8	8	0.5	0			Q000453	83.0	84.0	
								2	1	1	0	1	1	2		10	0	8	8	0.5	0			Q000454	84.0	85.0	
								2	1	1	0	1	1	2		10	0	8	8	0.5	0			Q000455	85.0	86.0	Q000456 Duplicate
								2	1	1	0	1	1	2		10	0	8	8	0.5	0			Q000457	86.0	87.0	
								2	1	1	0	1	1	2		10	0	8	8	0.5	0			Q000458	87.0	88.0	
								2	1	1	0	1	1	2		10	0	8	8	0.5	0			Q000459	88.0	89.0	
								2	1	1	0	1	1	2		10	0	8	8	0.5	0			Q000460	89.0	90.0	
							-at 90.85 a 30cm section of	2	1	1	0	1	1	2		10	0	8	8	0.5	0			Q000461	90.0	91.0	
							F.G rhyolite dyke present	2	1	1	0	1	1	2		10	0	8	8	0.5	0			Q000462	91.0	92.0	
							w/ veining of qtz carb at	2	1	1	0	1	1	2		10	0	8	8	0.5	0			Q000463	92.0	93.0	
							20° w/ fine banding in the	2	1	1	0	1	1	2		10	0	8	8	0.5	0			Q000464	93.0	94.0	Q000465 BLANK
			95.1M				same direction	2	1	1	0	1	1	2		10	0	8	8	0.5	0			Q000466	94.0	95.1	
							END OF HOLE																				

BRIXTON METALS

Sheet Number: 1 of 5

Project: THORN Zone: 08AN Logger: Christina Anstey DDH: THN12-82 Date: Oct 6, 2012

Orientation: Az: 325° Dip: -45° Depth: 83.47m UTM N: 6491957.597 UTM E: 914.2869 Core Size: NQ

GRAPHIC LOG						DESCRIPTION		ALTERATION (1-4)								MINERALIZATION (%)								SAMPLING AND ASSAY			
Scale (1m)	Lithology	Structure	Depth (m)	Angles	Width	Rock Type		Or	Bio	Chl	Epi	Ser	Si	Kao		Py	Gal	Sph	SS	Tet	Cpy			Sample No.	From	To	Control
0m						OVB	Casing (0–9.14m) - Mostly alt. Thorn stock																	Q000467	0	9.14	
			9.14m																								
						UKPO	THORN STOCK (9.14–30.0 m)	2	1	1	0	1	1	2		2	0	0	1	0	0			Q000468	9.14	11.0	Q000469 STD-ME-18
							-Rubble/Broken through most of the hole	2	1	1	0	1	1	2		2	0	0	1	0	0			Q000470	11.0	12.0	
							-Minor amount of Mafic Dyke present from 12.3-13.1m	2	1	1	0	1	1	2		2	0	0	1	0	0			Q000471	12.0	13.0	
							-Fine-grained grey/green porphyry w/ chl + ser alteration	2	1	1	0	1	1	2		2	0	0	1	0	0			Q000472	13.0	14.0	
								2	1	1	0	1	1	2		2	0	0	1	0	0			Q000473	14.0	15.0	
								2	1	1	0	1	1	2		2	0	0	1	0	0			Q000474	15.0	16.0	
								2	1	1	0	1	1	2		2	0	0	1	0	0			Q000475	16.0	17.0	Q000476 Duplicate
							-Minor amounts of py diss throughout	2	1	1	0	1	1	2		2	0	0	1	0	0			Q000477	17.0	18.0	
							-abundant oxidation throughout	2	1	1	0	1	1	2		2	0	0	1	0	0			Q000478	18.0	19.0	
20m							and fractures w/ manganese + qtz + carb	2	1	1	0	1	1	2		2	0	0	1	0	0			Q000479	19.0	20.0	

BRIXTON METALS

Sheet Number: 2 of 5

Project: THORN Zone: OBAN Logger: Christina Anstey DDH: THN12-82 Date: Oct 6, 2012

Orientation: A2: 325° Dip -45° Depth: 83.47m UTM N: 6491957.597 UTM E: 914.2869 Core Size: NQ

GRAPHIC LOG						DESCRIPTION		ALTERATION (1-4)								MINERALIZATION (%)								SAMPLING AND ASSAY			
Scale (1m)	Lithology	Structure	Depth (m)	Angles	Width	Rock Type		Or	Bio	Chl	Epi	Ser	Si	Kao			Py	Gal	Sph	SS	Tet	Cpy			Sample No.	From	To	Control
20m						uKPO	THORN STOCK (9.14-30.0m),	2	1	1	0	2	1	2			2	0	1	1	0	0			Q000480	20.0	21.0	
							-sulfosalts disseminated through out	2	1	1	0	2	1	2			2	0	1	1	0	0			Q000481	21.0	22.0	Q000482 BLANK
							-between 22.0-24.0m mostly broken/rubbly material mixed w/ fault gauge -contains oxidation on surfaces + manganese	2	1	1	0	2	1	2			2	0	1	1	0	0			Q000483	22.0	23.0	
								2	1	1	0	2	1	2			2	0	1	1	0	0			Q000484	23.0	24.0	
								2	1	1	0	2	1	2			2	0	1	1	0	0			Q000485	24.0	25.0	
								2	1	1	0	2	1	2			2	0	1	1	0	0			Q000486	25.0	26.0	
								2	1	1	0	2	1	2			2	0	1	1	0	0			Q000487	26.0	27.0	
								2	1	1	0	2	1	2			2	0	1	1	0	0			Q000488	27.0	28.5	
			30.0					2	1	1	0	2	1	2			2	0	1	1	0	0			Q000489	28.5	30.0	
						uKBX	OBAN BRECCIA (30.0-62.7m)	3	1	0	0	1	1	3			8	2	4	6	5	0.5			Q000490	30.0	31.0	Q000491 STD-FCM-6
							-1-10cm clasts of T.S. rhyolite and andesite material	3	1	0	0	1	1	3			8	2	4	6	5	0.5			Q000492	31.0	32.0	
								3	1	0	0	1	1	3			8	2	4	6	5	0.5			Q000493	32.0	33.0	
							-Matrix contains py+S.S+ sph+tet	3	1	0	0	1	1	3			8	2	4	6	5	0.5			Q000494	33.0	34.0	
								3	1	0	0	1	1	3			8	2	4	6	5	0.5			Q000495	34.0	35.0	
							-Mineralized frags present	3	1	0	0	1	1	3			8	2	4	6	5	0.5			Q000496	35.0	36.0	
							of py+sph 1-3cm wide.	3	1	0	0	1	1	3			8	2	4	6	5	0.5			Q000497	36.0	37.0	Q000498 Duplicate
							-between 34.0-36.0m core is	3	1	0	0	1	1	3			8	2	4	6	5	0.5			Q000499	37.0	38.0	
							broken/rubble w/ oxidation	3	1	0	0	1	1	3			8	2	4	6	5	0.5			Q000500	38.0	39.0	
40m							on fracture surfaces	3	1	0	0	1	1	3			8	2	4	6	5	0.5			Q000501	39.0	40.0	

BRIXTON METALS

Sheet Number: 3 of 5

Project: THORN | Zone: OBAN | Logger: Christina Anstey | DDH: THN 12-82 | Date: Oct 6, 2012

Orientation: Az: 325° Dip: -45° | Depth: 83.47M | UTM N: 6491957.597 | UTM E: 914.2869 | Core Size: NQ

GRAPHIC LOG						DESCRIPTION		ALTERATION (1-4)								MINERALIZATION (%)								SAMPLING AND ASSAY			
Scale (1m)	Lithology	Structure	Depth (m)	Angles	Width	Rock Type		Or	Bio	Chl	Epi	Ser	Si	Kao			Py	Gal	Sph	SS	Tet	Cpy			Sample No.	From	To	Control
40m																												
		FR	40	45°		LHBX	OBAN BRECCIA (30.0–62.74)	3	1	0	0	1	1	3			8	2	4	6	5	0			Q000502	40.0	41.0	
							-same as above	3	1	0	0	1	1	3			8	2	4	6	5	0			Q000503	41.0	42.0	Q000504 BLANK
							-in some areas the matrix	3	1	0	0	1	1	3			8	2	4	6	5	0			Q000505	42.0	43.0	
							shows layering of pyrrhotite	3	1	0	0	1	1	3			8	2	4	6	5	0			Q000506	43.0	44.0	
							-degree of matrix mineralization	3	1	0	0	1	1	3			8	2	4	6	5	0			Q000507	44.0	45.0	
							varies throughout	3	1	0	0	1	1	3			8	2	4	6	5	0			Q000508	45.0	46.0	Q000509 STD-ME-16
								3	1	0	0	1	1	3			8	2	4	6	5	0			Q000510	46.0	47.0	
								3	1	0	0	1	1	3			8	2	4	6	5	0			Q000511	47.0	48.0	
								3	1	0	0	1	1	3			8	2	4	6	5	0			Q000512	48.0	49.0	
								3	1	0	0	1	1	3			8	2	4	6	5	0			Q000513	49.0	50.0	
							-at 50.0M fault gouge	3	1	0	0	1	1	3			8	2	4	6	5	0			Q000514	50.0	51.0	
							present (dark brown mud	3	1	0	0	1	1	3			8	2	4	6	5	0			Q000515	51.0	52.0	Q000516 Duplicate
							material) along w/ areas of	3	1	0	0	1	1	3			8	2	4	6	5	0			Q000517	52.0	53.0	
							grey clay and oxidation	3	1	0	0	2	1	3			7	0	5	5	0	0			Q000518	53.0	55.0	.
								3	1	0	0	2	1	3			7	0	5	5	0	0			Q000519	55.0	57.0	
								3	1	0	0	2	1	3			7	0	5	5	0	0			Q000520	57.0	59.0	
60m								3	1	0	0	2	1	3			7	0	5	5	0	0			Q000521	59.0	60.0	Q000522 BLANK

Sheet Number: 4 of 5

BRIXTON METALS

Project: THORN Zone: OBAN Logger: Christina Mosley DDH: THN12-82 Date: Oct 6, 2012

Orientation: Az: 325° Dip: -45° Depth: 83.47M UTM N: 6491957.597 UTM E: 914.2869 Core Size: NQ

GRAPHIC LOG						DESCRIPTION		ALTERATION (1-4)							MINERALIZATION (%)						SAMPLING AND ASSAY			
Scale (1m)	Lithology	Structure	Depth (m)	Angles	Width	Rock Type		Or	Bio	Chl	Epi	Ser	Si	Kao	Py	Gal	Sph	SS	Tet	Cpy	Sample No.	From	To	Control
60m																								
			62.7			UKBX	OBAN BRECCIA (30.0-62.7M)	3	1	0	0	2	1	3	7	0	5	5	0	0	Q000523	60.0	61.0	
							-same as above	3	1	0	0	2	1	3	7	0	5	5	0	0	Q000524	61.0	62.0	
								3	1	0	0	2	1	3	7	0	5	5	0	0	Q000525	62.0	62.7	
								0	0	0	2	1	1	0	0.5	0	0	0.5	0	0	NO SAMPLE	62.7	63.4	
						KTIN2	Mafic Dyke (62.7-72.5M)																	
							-Fault gauge Mixed with	0	0	0	0	2	1	0	0.5	0	0	0.5	0	0	Q000526	63.4	66.45	
							Mafic dyke Material																	
								0	0	0	0	2	1	0	0.5	0	0	0.5	0	0	Q000527	66.45	68.0	Q000528 STD-ME-1B
								0	0	0	0	2	1	0	0.5	0	0	0.5	0	0	Q000529	68.0	69.5	
								0	0	0	0	2	1	0	0.5	0	0	0.5	0	0	Q000530	69.5	71.0	
			72.5					0	0	0	0	2	1	0	0.5	0	0	0.5	0	0	NO SAMPLE	71.0	72.5	
						UKBX	OBAN BRECCIA (72.5-83.47M)	3	1	0	0	2	1	3	3	0	2	4	0.5	0	Q000531	72.5	75.0	
							-weaving in and out of																	
							Obon Breccia, Mafic Dyke,	3	1	0	0	2	1	3	3	0	2	4	0.5	0	Q000532	75.0	76.0	
							and Fault gauge and Thorn	3	1	0	0	2	1	3	3	0	2	4	0.5	0	Q000533	76.0	77.0	
							Stock.	3	1	0	0	2	1	3	3	0	2	4	0.5	0	Q000534	77.0	78.0	
							-low mineralization and is	3	1	0	0	2	1	3	3	0	2	4	0.5	0	Q000535	78.0	79.0	Q000536 Duplicate
80m							Mostly dissiminated - very	3	1	0	0	2	1	3	3	0	2	4	0.5	0	Q000537	79.0	80.0	

BRIXTON METALS

Sheet Number: 5 of 5

Project: THORN Zone: OBAN Logger: Christina Mistry DDH: THN12-82 Date: Oct 6, 2012

Orientation: AZ: 325° Dip: -45° Depth: 83.47M UTM N: 6491957.597 UTM E: 914.2869 Core Size: NQ

GRAPHIC LOG						DESCRIPTION		ALTERATION (1-4)								MINERALIZATION (%)								SAMPLING AND ASSAY			
Scale (1m)	Lithology	Structure	Depth (m)	Angles	Width	Rock Type		Or	Bio	Chl	Epi	Ser	Si	Kao		Py	Gal	Sph	SS	Tet	Cpy			Sample No.	From	To	Control
80m						uHBX	OBAN BRECCIA (72.5-83.47M)	3	1	0	0	2	1	3		3	0	2	4	0.5	0			Q000538	80.0	81.0	
							- same as above	3	1	0	0	2	1	3		3	0	2	4	0.5	0			Q000539	81.0	82.0	
								3	1	0	0	2	1	3		3	0	2	4	0.5	0			Q000540	82.0	83.47	
			83.47				END OF HOLE																				
100m																											

BRIXTON METALS

Sheet Number: 1 of 11

Project: THORN Zone: OBAN Logger: Christina Anstey DDH: THN12-83 Date: Oct 7, 2012

Orientation: Az: 170° Dip: -50° Depth: 209.7 M UTM N: 6491959.653 UTM E: 628780.1269 Core Size: NQ

GRAPHIC LOG						DESCRIPTION		ALTERATION (1-4)								MINERALIZATION (%)								SAMPLING AND ASSAY			
Scale (1m)	Lithology	Structure	Depth (m)	Angles	Width	Rock Type		Or	Bio	Chl	Epi	Ser	Si	Kao		Py	Gal	Sph	SS	Tet	Cpy			Sample No.	From	To	Control
0m						OVB	casing (0-3.05M)																				
			3.05																								
						uKBX	OBAN BRECCIA (3.05-89.04M)	2	1	1	0	2	1	3		20	0	20	13	1	0			Q000541	3.05	4.0	
							-broken and rubble from 3.05	2	1	1	0	2	1	3		20	0	20	13	1	0			Q000542	4.0	5.0	
							to 9.0M	2	1	1	0	2	1	3		20	0	20	13	1	0			Q000543	5.0	6.0	Q000544 BLANK
							-Clasts 1-10 cm of Thorn	2	1	1	0	2	1	3		20	0	20	13	1	0			Q000545	6.0	7.0	
							stock, Andesite and Rhyolite	2	1	1	0	2	1	3		20	0	20	13	1	0			Q000546	7.0	8.0	
							w/ py+sph+ss present	2	1	1	0	2	1	3		20	0	20	13	1	0			Q000547	8.0	9.0	
							in Matrix around fragments	2	1	1	0	2	1	3		20	0	20	13	1	0			Q000548	9.0	10.0	
		Qtz vein	10.5	30°	1MM		-oxidation and Manganese on	2	1	1	0	2	1	3		20	0	20	13	1	0			Q000549	10.0	11.0	
							fracture surfaces	2	1	1	0	2	1	3		20	0	20	13	1	0			Q000550	11.0	12.0	Q000551 STD-ME-19
							-Mineralization in matrix varies	2	1	1	0	2	1	3		10	0	8	5	0.5	0			Q000552	12.0	13.0	
							from disseminated to semi-	2	1	1	0	2	1	3		10	0	8	5	0.5	0			Q000553	13.0	14.0	
							Massive throughout	2	1	1	0	2	1	3		10	0	8	5	0.5	0			Q000554	14.0	15.0	
							-some clasts 1-3cm wide	2	1	1	0	2	1	3		10	0	8	5	0.5	0			Q000555	15.0	16.0	
							are mineralized w/ sph+py	2	1	1	0	2	1	3		10	0	8	5	0.5	0			Q000556	16.0	17.0	Q000557 Duplicat
							-between 12.0-15.0M clast	2	1	1	0	2	1	3		10	0	8	5	0.5	0			Q000558	17.0	18.0	
							size decreases to 1-5cm and	2	1	1	0	2	1	3		10	0	8	5	0.5	0			Q000559	18.0	19.0	
20m							MOST Mineralization is disseminated	2	1	1	0	2	1	3		10	0	8	5	0.5	0			Q000560	19.0	20.0	

BRIXTON METALS

Sheet Number: 2 of 11

Project: THORN Zone: OBAN Logger: Christina Anstey DDH: THN12-83 Date: Oct 7, 2012

Orientation: AZ: 170° Dip: -50° Depth: 209.7 M UTM N: 6491959.653 UTM E: 628780.1269 Core Size: NQ

GRAPHIC LOG						DESCRIPTION		ALTERATION (1-4)								MINERALIZATION (%)								SAMPLING AND ASSAY			
Scale (1m)	Lithology	Structure	Depth (m)	Angles	Width	Rock Type		Or	Bio	Chl	Epi	Ser	Si	Kao			Py	Gal	Sph	SS	Tet	Cpy			Sample No.	From	To	Control
20m																											
						LHBX	OBAN BRECCIA (3.05-89.04M)	2	1	1	0	1	1	3			10	0	8	5	0.5	0			Q000561	20.0	21.0	
							-high grade mineralization	2	1	1	0	1	1	3			10	0	8	5	0.5	0			Q000562	21.0	22.0	
							begins at 25.3 M w/	2	1	1	0	1	1	3			10	0	8	5	0.5	0			Q000563	22.0	23.0	
							Massive py+sph+gal+tet	2	1	1	0	1	1	3			20	3	18	5	0.5	0			Q000564	23.0	24.0	Q000565 BLANK
							+s.s veins and consumes	2	1	1	0	1	1	3			20	3	18	5	0.5	0			Q000566	24.0	25.0	
							95% of the core. Gal has	2	1	1	0	1	1	3			33	20	27	10	5	0			Q000567	25.0	26.0	
							a coarser texture	2	1	1	0	2	1	3			5	0	3	4	0	0			Q000568	26.0	27.0	Q000569 STD-FCM-6
							-surrounding this area is	2	1	1	0	2	1	3			5	0	3	4	0	0			Q000570	27.0	28.0	
							semi-massive. Matrix infill	2	1	1	0	2	1	3			5	0	3	4	0	0			Q000571	28.0	29.0	
							of the same mineralogy around	2	1	1	0	2	1	3			5	0	3	4	0	0			Q000572	29.0	30.0	
							frags.	2	1	1	0	2	1	3			5	0	3	4	0	0			Q000573	30.0	31.0	
							-from 26.0-30.5 M is an	2	1	1	0	1	1	3			10	0	4	4	2	0			Q000574	31.0	32.0	
							area of altered T.S w/	2	1	1	0	1	1	3			10	0	4	4	2	0			Q000575	32.0	33.0	Q000576 Duplicate
							diss py+sph+s.s along	2	1	1	0	1	1	3			15	0	6	6	1	0			Q000577	33.0	34.0	
							w/ veinlettes in various direction	2	1	1	0	1	1	3			15	0	6	6	1	0			Q000578	34.0	35.0	
							-Fractures at 40° to C.A	2	1	1	0	1	1	3			20	3	18	5	1	0			Q000579	35.0	36.0	
							present	2	1	1	0	1	1	3			20	3	18	5	1	0			Q000580	36.0	37.0	
							-crackle breccia present	2	1	1	0	1	1	3			20	3	18	5	1	0			Q000581	37.0	38.0	Q000582 BLANK
							from 30.5-33.0 M w/ matrix	2	1	1	0	1	1	3			20	3	18	5	1	0			Q000583	38.0	39.0	
40m							infill of min.	2	1	1	0	1	1	3			15	0	6	6	1	0			Q000584	39.0	40.0	

BRIXTON METALS

Sheet Number: 3 of 11

Project: THORN Zone: OBAN Logger: Christina Anstey DDH: THN12-83 Date: Oct 7, 2012

Orientation: Az: 170° Dip: -50° Depth: 209.7m UTM N: 6491959.653 UTM E: 628780.1269 Core Size: NQ

GRAPHIC LOG						DESCRIPTION		ALTERATION (1-4)								MINERALIZATION (%)								SAMPLING AND ASSAY			
Scale (1m)	Lithology	Structure	Depth (m)	Angles	Width	Rock Type		Or	Bio	Chl	Epi	Ser	Si	Kao			Py	Gal	Sph	SS	Tet	Cpy			Sample No.	From	To	Control
40m						uMBX	OBAN BRECCIA (3.05-89.04m	2	1	1	0	2	1	3			8	2	6	6	0	0			Q000585	40.0	41.0	
							-weaving in and out of	2	1	1	0	2	1	3			8	2	6	6	0	0			Q000586	41.0	42.0	
							Oban breccia, crackle breccia	2	1	1	0	2	1	3			8	2	6	6	0	0			Q000587	42.0	43.0	
							and alt. Thorn stock	2	1	1	0	2	1	3			10	2	10	6	0	0			Q000588	43.0	44.0	
							-More phasing/pulsing in	2	1	1	0	2	1	3			10	2	10	6	0	0			Q000589	44.0	45.0	Q000590 STD-HC-18
							and out of semi-massive	2	1	1	0	2	1	3			10	2	10	6	0	0			Q000591	45.0	46.0	
							mineralization between 47-50m	2	1	1	0	2	1	3			10	2	10	6	0	0			Q000592	46.0	47.0	
							-Tet is rimming py which is	2	1	1	0	2	1	3			10	4	15	8	0	0			Q000593	47.0	48.0	
							rimming sph w/ is rimming	2	1	1	0	2	1	3			10	4	15	8	0	0			Q000594	48.0	49.0	
							gal	2	1	1	0	2	1	3			10	4	15	8	0	0			Q000595	49.0	50.0	
							-red/orange mineralization	2	1	1	0	2	1	3			10	4	15	8	0	0			Q000596	50.0	51.0	Q000597 Duplicate
							(poss. hem) mixed w/ min.	2	1	1	0	2	1	3			10	4	15	8	0	0			Q000598	51.0	52.0	
							of tet+py+sph	2	1	1	0	2	1	3			18	6	18	10	5	0			Q000599	52.0	53.0	
							-at 54.25m the mineralize	2	1	1	0	2	1	3			18	6	18	10	5	0			Q000600	53.0	54.0	
							occurs at 10°	2	1	1	0	2	1	3			18	6	18	10	5	0			Q000601	54.0	55.0	
								2	1	1	0	2	1	3			18	6	18	10	5	0			Q000602	55.0	56.0	
								2	1	1	0	2	1	3			18	6	18	10	5	0			Q000603	56.0	57.0	Q000604 BLANK
								2	1	1	0	2	1	3			18	6	18	10	5	0			Q000605	57.0	58.0	
								2	1	1	0	2	1	3			18	6	18	10	5	0			Q000606	58.0	59.0	
60m								2	1	1	0	2	1	3			18	6	18	10	5	0			Q000607	59.0	60.0	

Sheet Number: 4 of 11

BRIXTON METALS

Project: THORN Zone: OBAN Logger: Christina Anstey DDH: THN12-83 Date: Oct 7, 2012

Orientation: Az: 170° Dip: -50° Depth: 209.7M UTM N: 6491959.653 UTM E: 628780.1269 Core Size: NQ

GRAPHIC LOG						DESCRIPTION		ALTERATION (1-4)								MINERALIZATION (%)								SAMPLING AND ASSAY			
Scale (1m)	Lithology	Structure	Depth (m)	Angles	Width	Rock Type		Or	Bio	Chl	Epi	Ser	Si	Kao		Py	Gal	Sph	SS	Tet	Cpy			Sample No.	From	To	Control
60m						UKBX	OBAN BRECCIA (3.05-89.04M	2	1	1	0	1	1	3		30	1	35	20	0.5	0			Q000608	60.0	61.0	Q000609 STD-FCM-6
							-at 60.35 to 62.5M is	2	1	1	0	1	1	3		30	1	35	20	0.5	0			Q000610	61.0	62.0	
							semi massive mineralization	2	1	1	0	1	1	3		30	1	35	20	0.5	0			Q000611	62.0	63.0	
							of py + sph + S.S w/	2	1	1	0	1	1	3		15	5	20	10	0.5	0			Q000612	63.0	64.0	
							a light tan alt present	2	1	1	0	1	1	3		15	5	20	10	0.5	0			Q000613	64.0	65.0	
							(pos. sph) At 62.5M min is at 20°	2	1	1	0	1	1	3		15	5	20	10	0.5	0			Q000614	65.0	66.0	
							-weaving in and out of crackle	2	1	1	0	1	1	3		15	5	20	10	0.5	0			Q000615	66.0	67.0	
							breccia and thorn stick w/	2	1	1	0	1	1	3		25	20	30	15	5	0			Q000616	67.0	68.0	Q000617 Duplicate
							sections of semi-massive	2	1	1	0	1	1	3		15	5	20	10	0.5	0			Q000618	68.0	69.0	
							min. throughout	2	1	1	0	1	1	3		15	5	20	10	0.5	0			Q000619	69.0	70.0	
							-Massive min. between	2	1	1	0	1	1	3		15	5	20	10	0.5	0			Q000620	70.0	71.0	
							67.2-67.5M of 20% gal +	2	1	1	0	1	1	3		15	5	20	10	0.5	0			Q000621	71.0	72.0	
							25% py + 30% sph + 15% S.S	2	1	1	0	1	1	3		15	5	20	10	0.5	0			Q000622	72.0	73.0	Q000623 BLANK
							and 5% tet	2	1	1	0	1	1	3		15	5	20	10	0.5	0			Q000624	73.0	74.0	
							-Mineralization occurs as	2	1	1	0	1	1	3		25	1	20	25	3	0			Q000625	74.0	75.0	
							rimming of S.S + tet + py	2	1	1	0	1	1	3		25	1	20	25	3	0			Q000626	75.0	76.0	
							int the center w/ a rimming	2	1	1	0	1	1	3		25	1	20	25	3	0			Q000627	76.0	77.0	
							of py w/ a rimming of	2	1	1	0	1	1	3		25	1	20	25	3	0			Q000628	77.0	78.0	
							sph - has a layered	2	1	1	0	1	1	3		25	1	20	25	3	0			Q000629	78.0	79.0	Q000630 STD-ME-18
80m							appearance.	2	1	1	0	1	1	3		25	1	20	25	3	0			Q000631	79.0	80.0	

BRIXTON METALS

Sheet Number: 5 of 11

Project: THORN Zone: OBAN Logger: Christina Anstey DDH: THN12-83 Date: Oct. 8, 2012

Orientation: AZ: 170° Dip: -50° Depth: 209.7M UTM N: 6491959.653 UTM E: 628780.1269 Core Size: NQ

GRAPHIC LOG						DESCRIPTION		ALTERATION (1-4)								MINERALIZATION (%)								SAMPLING AND ASSAY			
Scale (1m)	Lithology	Structure	Depth (m)	Angles	Width	Rock Type		Or	Bio	Chl	Epi	Ser	Si	Kao		Py	Gal	Sph	SS	Tet	Cpy	hem		Sample No.	From	To	Control
80m						uKBX	OBAN BRECCIA (3.05-89.04M)	2	1	1	0	1	1	3		25	1	20	25	3	0	0		Q000632	80.0	81.0	
							-continued weaving in and out of Oban breccia w/ TIS frags and crackle breccia all containing diss + semi massive mineralization of py+sph+ss+tet	2	1	1	0	1	1	3		25	1	20	25	3	0	0		Q000633	81.0	82.0	
								2	1	1	0	1	1	3		25	20	25	25	5	0	0		Q000634	82.0	83.0	Q000635 Duplicate
								2	1	1	0	1	1	3		20	5	15	20	3	0	0		Q000636	83.0	84.0	
								2	1	1	0	1	1	3		20	5	15	20	3	0	0		Q000637	84.0	85.0	
								2	1	1	0	1	1	3		20	5	15	20	3	0	0		Q000638	85.0	86	
							- 82.2 - 82.37M rich in gal + ss + tet + py + sph rimmed w/ py + sph + ss at 30°	2	1	1	0	1	1	3		20	5	15	20	3	0	0		Q000639	86.0	87.0	
			89.04					2	1	1	0	1	1	3		20	5	15	20	3	0	0		Q000640	87.0	88.0	
				30°				2	1	1	0	1	1	3		20	5	15	20	3	0	0		Q000641	88.0	89.04	
						$KTIN_2$	Dyke (89.04-95.72M)	0	0	0	0	2	1	0		0	0	0	0	0	0	0		Q000642	89.04	89.68	
							-cooling margin appears more felsic and becomes more mafic towards the center.	0	0	0	0	2	1	0		0	0	0	0	0	0	0		NO SAMPLE	89.68	94.78	
		VN	91.5	30°	1mm																						
							-qtz + carb phenos present and veins (91.5M)	0	0	0	0	2	1	0		0	0	0	0	0	0	0		Q000643	94.78	95.72	Q000644 BLANK
			95.72	40°																							
						uKBX	OBAN BRECCIA (95.72-97.7M) - SAA semi massive mineralization of hem? py+sph+ss+gal+tet rimming and layering	2	1	1	0	1	1	3		15	5	8	10	1	0	10		Q000645	95.72	96.7	
								2	1	1	0	1	1	3		15	5	8	10	1	0	10		Q000646	96.7	97.7	
			97.7																								
		VN	98.46	30°	1-2 mm	$KTIN_1$	Felsic dyke (97.7 - 98.46M)	0	0	0	0	2	1	0										Q000647	97.7	98.46	
				40°																							
						uKBX	OBAN BRECCIA (98.46 - 175.5M)	2	1	1	0	1	1	3		5	0	3	3	0	0	0		Q000648	98.46	99.50	
100m								2	1	1	0	1	1	3		5	0	3	3	0	0	0		Q000649	99.50	100.5	

BRIXTON METALS

Sheet Number: 6a of 11

Project: THORN Zone: OBAN Logger: Christina Anstey DDH: THN12-83 Date: Oct 9, 2012

Orientation: Az: 170° Dip: -50° Depth: 209.7M UTM N: 6491959.653 UTM E: 628780.1269 Core Size: NQ

GRAPHIC LOG						DESCRIPTION		ALTERATION (1-4)								MINERALIZATION (%)								SAMPLING AND ASSAY			
Scale (1m)	Lithology	Structure	Depth (m)	Angles	Width	Rock Type		Or	Bio	Chl	Epi	Ser	Si	Kao		Py	Gal	Sph	SS	Tet	Cpy	Hem		Sample No.	From	To	Control
100m						UKBX	OBAN BRECCIA (98.46–175.5M)																				
							-crackle breccia w/ veinlets throughout of py+sph at 30°	2	1	2	0	1	1	3		5	0	3	3	0	0	0		Q000650	100.5	101.5	
							-rare 1-4CM Mineralized clasts of py+sph+S.S present	2	1	2	0	1	1	3		5	0	3	3	0	0	0		Q000651	101.5	102.5	Q000652 STD-FCM-6
							-112.5–113.0M fault gouge material w/ Mineralized clasts of py+S.S+sph	2	1	2	0	1	1	3		5	0	3	3	0	0	0		Q000653	102.5	103.5	
								2	1	2	0	1	1	3		5	0	3	3	0	0	0		Q000654	103.5	104.5	
								2	1	2	0	1	1	3		5	0	3	3	0	0	0		Q000655	104.5	105.5	
								2	1	2	0	1	1	3		7	0	3	3	0	0	0		Q000656	105.5	106.5	
								2	1	2	0	1	1	3		7	0	3	3	0	0	0		Q000657	106.5	107.5	Q000658 Duplicate
							-at 114.5M py+sph+S.S+ hem(?) occurs as matrix infill around fragments	2	1	2	0	1	1	3		7	0	3	3	0	0	0		Q000659	107.5	108.5	
								2	1	2	0	1	1	3		8	0	5	6	0	0	0		Q000660	108.5	109.5	
								2	1	2	0	1	1	3		8	0	5	6	0	0	0		Q000661	109.5	110.5	
								2	1	2	0	1	1	3		8	0	5	6	0	0	0		Q000662	110.5	111.5	Q000663 BLANK
							-areas w/ increased min. have a darker matrix.	2	1	2	0	1	1	3		10	3	8	10	0.5	0	0		Q000664	111.5	112.5	
								2	1	2	0	1	1	3		10	3	8	10	0.5	0	0		Q000665	112.5	113.5	
								2	1	2	0	1	1	3		10	3	8	10	0.5	0	0		Q000666	113.5	114.5	
							-at 119.5 semi-massive mineralization is offset by a qtz+carb vein at 60°	2	1	2	0	1	1	3		12	3	8	10	0.5	0	2		Q000667	114.5	115.5	
								2	1	2	0	1	1	3		12	3	8	10	0.5	0	2		Q000668	115.5	116.5	Q000669 STD-ME-18
								2	1	2	0	1	1	3		12	3	8	10	0.5	0	2		Q000670	116.5	117.5	
								2	1	2	0	1	1	3		12	3	8	10	0.5	0	0		Q000671	117.5	118.5	
								2	1	2	0	1	1	3		12	3	8	10	0.5	0	0		Q000672	118.5	119.5	
120m								2	1	2	0	1	1	3		12	3	8	10	0.5	0	0		Q000673	119.5	120.5	

BRIXTON METALS

Sheet Number: 7 of 11

Project: THORN Zone: OBAN Logger: Christian Anstey DDH: THN12-83 Date: Oct 8, 2012

Orientation: Az: 170° Dip: -50° Depth: 209.7m UTM N: 6491959.653 UTM E: 628780.1269 Core Size: NQ

GRAPHIC LOG						DESCRIPTION		ALTERATION (1-4)							MINERALIZATION (%)						SAMPLING AND ASSAY			
120m	Scale (1m)	Lithology	Structure	Depth (m)	Angles	Width	Rock Type	Or	Bio	Chl	Epi	Ser	Si	Kao	Py	Gal	Sph	SS	Tet	Cpy	Sample No.	From	To	Control
							UBBX OBAN BRECCIA (98.46-175.5m)																	
							-same as above	2	1	1	0	1	1	3	12	4	8	10	2	0	Q000674	120.5	121.5	Q000675 Duplicate
							-5-30cm sections of I.S	2	1	1	0	1	1	3	12	4	8	10	2	0	Q000676	121.5	122.5	
							-at 125m a 3cm vein w/	2	1	1	0	1	1	3	12	4	8	10	2	0	Q000677	122.5	123.5	
							layering of py+sph to gal+	2	1	1	0	1	1	3	12	4	8	10	2	0	Q000678	123.5	124.5	
							S.S+tet at 50° to C.A present	2	1	1	0	1	1	3	12	4	8	10	2	0	Q000679	124.5	125.5	
							-at 126.8m a 12cm section of	2	1	1	0	1	1	3	12	4	8	10	2	0	Q000680	125.5	126.5	Q000681 BLANK
							massive min. of 25% gal + 30%	2	1	1	0	1	1	3	20	25	30	20	5	0	Q000682	126.5	127.5	
							sph + 20% py + 20% S.S + 5% tet	2	1	1	0	1	1	3	20	25	30	20	5	0	Q000683	127.6	128.5	
							-at 127.5 a 25cm section of	2	1	1	0	1	1	3	12	4	8	10	2	0	Q000684	128.5	129.5	
							semi massive Min SAA	2	1	1	0	1	1	3	12	4	8	10	2	0	Q000685	129.5	130.5	
							-at 129.0m a 1-2cm thick	2	1	1	0	1	1	3	8	1	3	3	1	0	Q000686	130.5	131.5	Q000687 STD-FCM-6
							vein of py+sph+gal+S.S	2	1	1	0	1	1	3	8	1	3	3	1	0	Q000688	131.5	132.5	
							+ tet at 10° and 15cm long.	2	1	1	0	1	1	3	8	1	3	3	1	0	Q000689	132.5	133.5	
							-Mineralization decreases at	2	1	1	0	1	1	3	8	1	3	3	1	0	Q000690	133.5	134.5	
							130.0-134.5m and is mostly	2	1	1	0	1	1	3	12	2	8	10	1	0	Q000691	134.5	135.5	
							in veinlets	2	1	1	0	1	1	3	12	2	8	10	1	0	Q000692	135.5	136.5	
							-From 134.5-136.5m semi massive	2	1	1	0	1	1	3	8	1	3	3	1	0	Q000693	136.5	137.5	
							min weavers in and out in OB breccia	2	1	1	0	1	1	3	8	1	3	3	1	0	Q000694	137.5	138.5	
							-at 136.5-139.4 similar crackle breccia	2	1	1	0	1	1	3	8	1	3	3	1	0	Q000695	138.5	139.5	Q000696 Duplicate
140m			VN	139.4	60°	1cm	as above	2	1	1	0	1	1	3	8	1	3	3	1	0	Q000697	139.5	140.5	

BRIXTON METALS

Sheet Number: 8 of 11

Project: THORN Zone: OBAN Logger: Christin Ansty DDH: THN12-83 Date: Oct 8, 2012

Orientation: Az: 170° Dip: -50° Depth: 209.7M UTM N: 6491959.653 UTM E: 628780.1269 Core Size: NQ

GRAPHIC LOG						DESCRIPTION		ALTERATION (1-4)								MINERALIZATION (%)								SAMPLING AND ASSAY			
Scale (1m)	Lithology	Structure	Depth (m)	Angles	Width	Rock Type		Or	Bio	Chl	Epi	Ser	Si	Kao		Py	Gal	Sph	SS	Tet	Cpy			Sample No.	From	To	Control
140m						UNBX	OBAN BRECCIA (98.46-175.5M)	2	1	1	0	1	1	3		15	2	12	8	0.5	0			Q000698	140.5	141.5	
							-From 139.40 to 139.60M there	2	1	1	0	1	1	3		15	1	12	8	0.5	0			Q000699	141.5	142.5	
							is a pink alteration associated	2	1	1	0	1	1	3		15	1	12	8	0.5	0			Q000700	142.5	143.5	
		VN	143	30°	MM		w/ sph+S.S+py with a	2	1	1	0	1	1	3		15	1	12	8	0.5	0			Q000701	143.5	144.5	
		FR	144	30°			Mottled appearance in the	2	1	1	0	1	1	3		15	1	12	8	0.5	0			Q000702	144.5	145.5	Q000703 BLANK
							centre and rimming dump edges	2	1	1	0	1	1	3		15	1	12	8	0.5	0			Q000704	145.5	146.5	
							-at 143.0M a qtz carb vein	2	1	1	0	1	1	3		15	1	12	8	0.5	0			Q000705	146.5	147.5	
							crosscuts the mineralized	2	1	1	0	1	1	3		15	1	12	8	0.5	0			Q000706	147.5	148.5	Q000707 STD-ME-18
							zone	2	1	1	0	1	1	3		15	1	12	8	0.5	0			Q000708	148.5	149.5	
							-continued weaving in and out	2	1	1	0	1	1	3		15	1	12	8	0.5	0			Q000709	149.5	150.5	
							of crackle breccia, clast	2	1	1	0	1	1	3		15	1	12	8	0.5	0			Q000710	150.5	151.5	
							breccia, along with sections	2	1	1	0	1	1	3		15	1	12	8	0.5	0			Q000711	151.5	152.5	
							of semi-massive min. and minor	2	1	1	0	1	1	3		15	1	12	8	0.5	0			Q000712	152.5	153.5	
							veining of py+sph+S.S w/	2	1	1	0	1	1	3		15	1	12	8	0.5	0			Q000713	153.5	154.5	
		FR	155.5	10°			minor gal+tet up to 175.5M	2	1	1	0	1	1	3		15	1	12	8	0.5	0			Q000714	154.5	155.5	Q000715 Duplicate
							-Mineralized clasts of diss.	2	1	1	0	1	1	3		15	1	12	8	0.5	0			Q000716	155.5	156.5	
							py+S.S 1-4cm wide present	2	1	1	0	1	1	3		15	1	12	8	0.5	0			Q000717	156.5	157.5	
							throughout	2	1	1	0	1	1	3		15	1	12	8	0.5	0			Q000718	157.5	158.5	
							-The semi-massive min. runs frags	2	1	1	0	1	1	3		15	1	12	8	0.5	0			Q000719	158.5	159.5	
160m		FR	160.0	10°			in the Oban breccia	2	1	1	0	1	1	3		15	1	12	8	0.5	0			Q000720	159.5	160.5	

-Slickenlines present on fracture surface @ 160M

BRIXTON METALS

Sheet Number: 9 of 11

Project: THORN Zone: OPAN Logger: Christina Anstey DDH: THN12-83 Date: Oct 9, 2012

Orientation: Az: 170° Dip: -50° Depth: 209.7m UTM N: 6491959.653 UTM E: 628780.1269 Core Size: NQ

GRAPHIC LOG						DESCRIPTION		ALTERATION (1-4)								MINERALIZATION (%)								SAMPLING AND ASSAY			
Scale (1m)	Lithology	Structure	Depth (m)	Angles	Width	Rock Type		Or	Bio	Chl	Epi	Ser	Si	Kao		Py	Gal	Sph	SS	Tet	Cpy			Sample No.	From	To	Control
160m		FR	160.0	30°		uXBX	OPAN BRECCIA (98.46-175.5m)																				
							-at 162.5 a mineralized vein of	2	1	1	0	1	1	3		20	4	15	15	2	0			Q000721	160.5	161.5	Q000722 BLANK
							py+sph+ss	2	1	1	0	1	1	3		25	4	15	15	2	0			Q000723	161.5	162.5	
		VN	162.5	50°	2.3m		-at 164.0m section 3cm wide with Tet	2	1	1	0	1	1	3		25	4	15	15	2	0			Q000724	162.5	163.5	
							-continued weaving in and out of	2	1	1	0	1	1	3		20	4	15	15	5	0			Q000725	163.5	164.5	
							Opan breccia w/ crackle breccia	2	1	1	0	1	1	3		20	4	15	15	2	0			Q000726	164.5	165.5	
							w/ areas of semi-massive. min of	2	1	1	0	1	1	3		20	4	15	15	2	0			Q000727	165.5	166.5	
							py+sph+tet+ss±gal around	2	1	1	0	1	1	3		20	4	15	15	2	0			Q000728	166.5	167.5	Q000729 STD-TCM-6
							fragments in breccia. Some alt	2	1	1	0	1	1	3		20	4	15	15	2	0			Q000730	167.5	168.5	
							thorn stock also present w/ diss	2	1	1	0	1	1	3		20	4	15	15	2	0			Q000731	168.5	169.5	
							py+ss+sph and veinlets of	2	1	1	0	1	1	3		20	4	15	15	2	0			Q000732	169.5	170.5	
							py+sph	2	1	1	0	1	1	3		20	4	15	15	2	0			Q000733	170.5	171.5	
							-at 174.0m a qtz carb vein w/ ass.	2	1	1	0	1	1	3		20	4	15	15	2	0			Q000734	171.5	172.5	
							min. of py+sph+ss that	2	1	1	0	1	1	3		20	4	15	15	2	0			Q000735	172.5	173.5	
		VN	174.0	20°	1-3 cm		contains a fabric surrounding the vein	2	1	1	0	1	1	3		20	4	15	15	2	0			Q000736	173.5	174.5	Q000737 Duplicate
							-core is broken rubble from 173.5-174.0m	2	1	1	0	1	1	3		25	4	20	15	3	0			Q000738	174.5	175.5	
								2	1	1	0	1	1	2		5	0.5	2	3	0.5	0			Q000739	175.5	176.5	
						uXPO	Alt THORN STOCK (175.5-209.7m)	2	1	1	0	1	1	2		5	0.5	2	3	0.5	0			Q000740	176.5	177.5	
							-starting at 175.5m Mostly	2	1	1	0	1	1	2		5	0.5	2	3	0.5	0			Q000741	177.5	178.5	
							Thorn STOCK to end of	2	1	1	0	1	1	2		5	0.5	2	3	0.5	0			Q000742	178.5	179.5	
180m							hole	2	1	1	0	1	1	2		5	0.5	2	3	0.5	0			Q000743	179.5	180.5	Q000744 BLANK

BRIXTON METALS

Sheet Number: 10 of 11

Project: THORN Zone: OBAN Logger: Christina Anstey DDH: THN12-83 Date: Oct 9, 2012

Orientation: Az: 170° Dip: -50° Depth: 209.7M UTM N: 6491959.653 UTM E: 628780.1269 Core Size: NQ

GRAPHIC LOG						DESCRIPTION		ALTERATION (1-4)							MINERALIZATION (%)						SAMPLING AND ASSAY			
Scale (1m)	Lithology	Structure	Depth (m)	Angles	Width	Rock Type		Or	Bio	Chl	Epi	Ser	Si	Kao	Py	Gal	Sph	SS	Tet	Cpy	Sample No.	From	To	Control
180m		FR	180	40°		uKPD	Alt THORN STOCK (175.5-209.7M)	2	1	2	0	1	1	2	5	0.5	3	4	0.5	0	Q000745	180.5	181.5	
							-Fine grained green/blue,	2	1	2	0	1	1	2	5	0.5	3	4	0.5	0	Q000746	181.5	182.5	
		VN	182.0	30°	1MM		porphyry.	2	1	2	0	1	1	2	5	0.5	3	4	0.5	0	Q000747	182.5	183.5	
							-contains veinlets throughout	2	1	2	0	1	1	2	5	0.5	3	4	0.5	0	Q000748	183.5	184.5	
		FR	184.5	20°			of mostly py w/ some sphiss	2	1	2	0	1	1	2	5	0.5	3	4	0.5	0	Q000749	184.5	185.5	Q000750 STD- ME-18
							-at 183M some minor veins	2	1	2	0	1	1	2	5	0.5	3	4	0.5	0	Q000751	185.5	186.5	
							present containing 5.5 ± gal	2	1	2	0	1	1	2	5	0.5	3	4	0.5	0	Q000752	186.5	187.5	
		VN	188.0	30°	3MM		w/ more minor py ± sph	2	1	2	0	1	1	2	5	0.5	3	4	0.5	0	Q000753	187.5	188.5	
							-at 184.5M a fracture present	2	1	2	0	1	1	2	5	0.5	3	4	0.5	0	Q000754	188.5	189.5	
		FR	190.0	20°			containing slickenlines	2	1	2	0	1	1	2	5	0.5	3	4	0.5	0	Q000755	189.5	190.5	
							-some qtz ± carb veining	2	1	2	0	1	1	2	5	0.5	3	4	0.5	0	Q000756	190.5	191.5	
							present throughout	2	1	2	0	1	1	2	5	0.5	3	4	0.5	0	Q000757	191.5	192.5	Q000758 Duplicate
							-at 188.0M a vein present	2	1	2	0	1	1	2	5	0.5	3	4	0.5	0	Q000759	192.5	193.5	
							of py ± sph ± S.S ± gal	2	1	2	0	1	1	2	5	0.5	3	4	0.5	0	Q000760	193.5	194.5	
								2	1	2	0	1	1	2	5	0.5	3	4	0.5	0	Q000761	194.5	195.5	
								2	1	2	0	1	1	2	5	0.5	3	4	0.5	0	Q000762	195.5	196.5	Q000763 BLANK
		FR	196.5	30°				2	1	2	0	1	1	2	5	0.5	3	4	0.5	0	Q000764	196.5	197.5	
								2	1	2	0	1	1	2	5	0.5	3	4	0.5	0	Q000765	197.5	198.5	
								2	1	2	0	1	1	2	5	0.5	3	4	0.5	0	Q000766	198.5	199.5	
200m								2	1	2	0	1	1	2	5	0.5	3	4	0.5	0	Q000767	199.5	200.5	

Sheet Number: 11 of 11

BRIXTON METALS

Project: THORN Zone: OBAN Logger: Christina Ansty DDH: THN12-83 Date: Oct 9, 2012

Orientation: Az. 170° Dip: -50° Depth: 209.7M UTM N: 6491959.653 UTM E: 628780.1269 Core Size: NQ

GRAPHIC LOG						DESCRIPTION		ALTERATION (1-4)								MINERALIZATION (%)								SAMPLING AND ASSAY			
Scale (1m)	Lithology	Structure	Depth (m)	Angles	Width	Rock Type		Or	Bio	Chl	Epi	Ser	Si	Kao		Py	Gal	Sph	SS	Tet	Cpy			Sample No.	From	To	Control
0m						UKPO	THORN STOCK (175.5–209.7M)	2	1	1	0	1	1	2		5	0	4	7	0	0			Q000768	200.5	201.5	
							- Same as above	2	1	1	0	1	1	2		5	0	4	7	0	0			Q000769	201.5	202.5	Q000770 STD-FCM-6
							- From 206.0M to end of hole core is broken/rubble and contains qtz + carb veining along w/ veinlettes of py + sph and diss. py + s.i.s present throughout	2	1	1	0	1	1	2		5	0	4	7	0	0			Q000771	202.5	203.5	
								2	1	1	0	1	1	2		5	0	4	7	0	0			Q000772	203.5	204.5	
								2	1	1	0	1	1	2		5	0	4	7	0	0			Q000773	204.5	205.5	
		FK	205.5	30°				2	1	1	0	1	1	2		5	0	4	7	0	0			Q000774	205.5	206.5	Q000775 Duplicate
								2	1	1	0	1	1	2		5	0	4	7	0	0			Q000776	206.5	207.5	
								2	1	1	0	1	1	2		5	0	4	7	0	0			Q000777	207.5	208.5	
			209.7					2	1	1	0	1	1	2		5	0	4	7	0	0			Q000778	208.5	209.7	
							END OF HOLE																				
20m																											

BRIXTON METALS

Sheet Number: 1 of 17

Project: THORN Zone: OBAN Logger: Christina Anstey DDH: THN12-84 Date: Oct 9, 2012

Orientation: AZ: 170° Dip: -63° Depth: 337.72 M UTM N: 6491960.012 UTM E: 628779.9395 Core Size: NQ

GRAPHIC LOG						DESCRIPTION		ALTERATION (1-4)								MINERALIZATION (%)								SAMPLING AND ASSAY			
Scale (1m)	Lithology	Structure	Depth (m)	Angles	Width	Rock Type		Or	Bio	Chl	Epi	Ser	Si	Kao			Py	Gal	Sph	SS	Tet	Cpy			Sample No.	From	To	Control
0m			3.05			OVB	Casing (0-3.05M)																				
							-Mostly Mafic Dyke w/ a																				
							15CM piece of thorn stock.																				
			4.72			KTIN2	Mafic Dyke (3.05-4.72M)-F.G																			No Sample	3.05	4.72	
							dark green w/ carbonate phenos 1-3MM																				
						KBX	OBAN BRECCIA (4.72-87.0M)	2	1	1	0	2	1	3			5	0	5	6	0	0			Q000782	4.72	6.0	
							-Broken and rubble to 9.84M	2	1	1	0	2	1	3			5	0	5	6	0	0			Q000783	6.0	7.0	Q000784 BLANK
							-clasts range from 1-10CM	2	1	1	0	2	1	3			6	0	5	6	0	0			Q000785	7.0	8.0	
							and are mostly andesitic,	2	1	1	0	2	1	3			6	0	5	6	0	0			Q000786	8.0	9.0	
							rhyolitic and Thorn stock	2	1	1	0	2	1	3			6	0	5	6	0	0			Q000787	9.0	10.0	
							in composition	2	1	1	0	2	1	3			8	0	5	6	0	0			Q000788	10.0	11.0	
							-veinlettes present throughout	2	1	1	0	2	1	3			8	0	5	6	0	0			Q000789	11.0	12.0	
							-diss. py+sph+s.s throughout	2	1	1	0	2	1	3			8	0	5	6	0	0			Q000790	12.0	13.0	Q000791 STD-ME-18
							the matrix along w/ some veins	2	1	1	0	2	1	3			8	0	5	6	0	0			Q000792	13.0	14.0	
							of the same comp. and some	2	1	1	0	2	1	3			15	0.5	15	10	0.5	0			Q000793	14.0	15.0	
							rare mineralized clasts of py+sph+s.s	2	1	1	0	2	1	3			15	0.5	15	10	0.5	0			Q000794	15.0	16.0	
							-starting at 9.0M Oban breccia	2	1	1	0	2	1	3			18	0.5	15	10	0.5	0			Q000795	16.0	17.0	
							weaves in and out w/ crackle	2	1	1	0	2	1	3			18	0.5	15	10	0.5	0			Q000796	17.0	18.0	
							breccia	2	1	1	0	2	1	3			18	0.5	15	10	0.5	0			Q000797	18.0	19.0	Q000798 Duplicate
20m							-some matrix is semi-massive Mt+ and in other areas it is disseminated	2	1	1	0	2	1	3			18	0.5	15	10	0.5	0			Q000799	19.0	20.0	

BRIXTON METALS

Sheet Number: 2 of 17

Project: THORN Zone: OBAN Logger: Christina Anstey DDH: THN12-84 Date: Oct 9, 2012

Orientation: Az: 170° Dip: -63° Depth: 337.72M UTM N: 6491960.012 UTM E: 628779.9395 Core Size: NQ

GRAPHIC LOG						DESCRIPTION		ALTERATION (1-4)							MINERALIZATION (%)						SAMPLING AND ASSAY			
Scale (1m)	Lithology	Structure	Depth (m)	Angles	Width	Rock Type		Or	Bio	Chl	Epi	Ser	Si	Kao	Py	Gal	Sph	SS	Tet	Cpy	Sample No.	From	To	Control
20m		FR	20.0	25°		HBX	OBAN BRECCIA (4.72 - 87.0M)	2	1	1	0	2	1	3	20	0.5	20	15	0.5	0	Q000800	20.0	21.0	
							-same as above	2	1	1	0	2	1	3	20	0.5	20	15	0.5	0	Q000801	21.0	22.0	
							-at 20.0M a fracture is present	2	1	1	0	2	1	3	20	0.5	20	15	0.5	0	Q000802	22.0	23.0	Q000803 BLANK
							w/ s.s + sph + py along the	2	1	1	0	2	1	3	20	0.5	20	15	0.5	0	Q000804	23.0	24.0	
							Margin w/ associated fabric	2	1	1	0	2	1	3	20	0.5	20	15	0.5	0	Q000805	24.0	25.0	
							-some mineralized clasts 1-5cm	2	1	1	0	2	1	3	20	0.5	20	15	0.5	0	Q000806	25.0	26.0	
							wide. present of mostly py +	2	1	1	0	2	1	3	20	0.5	20	15	0.5	0	Q000807	26.0	27.0	
							sph - some clasts show rimming	2	1	1	0	2	1	3	20	0.5	20	15	0.5	0	Q000808	27.0	28.0	
		FR	28.5	35°			-some qtz+carb veins present	2	1	1	0	2	1	3	20	0.5	20	15	0.5	0	Q000809	28.0	29.0	
							-Fault gauge material present	2	1	1	0	2	1	3	20	0.5	20	15	0.5	0	Q000810	29.0	30.0	
							between fractures between	2	1	1	0	2	1	3	20	0.5	20	15	0.5	0	Q000811	30.0	31.0	Q000812 STD-FAM16
							32.0-35.0M - Fault gauge	2	1	1	0	2	1	3	20	0.5	20	15	0.5	0	Q000813	31.0	32.0	
							material contains mineralization	2	1	1	0	2	1	3	20	0.5	20	15	0.5	0	Q000814	32.0	33.0	
							of py + s.s	2	1	1	0	2	1	3	25	3	20	18	0.5	0	Q000815	33.0	34.0	
							-semi-massive py+sph+gal+	2	1	1	0	2	1	3	25	3	20	18	0.5	0	Q000816	34.0	35.0	
							s.s ± tet present in areas	2	1	1	0	2	1	3	25	3	20	18	0.5	0	Q000817	35.0	36.0	Q000818 Duplicate
							Some rimming fragments	2	1	1	0	2	1	3	25	3	20	18	0.5	0	Q000819	36.0	37.0	
								2	1	1	0	2	1	3	25	3	20	18	0.5	0	Q000820	37.0	38.0	
								2	1	1	0	2	1	3	25	3	20	18	0.5	0	Q000821	38.0	39.0	
40m								2	1	1	0	2	1	3	25	3	20	18	0.5	0	Q000822	39.0	40.0	

BRIXTON METALS

Sheet Number: 3 of 17

Project: THORN Zone: OBAN Logger: Christina Anstey DDH: THN12-84 Date: Oct 9, 2012

Orientation: Az: 170° Dip: -63° Depth: 337.72m UTM N: 6491960.012 UTM E: 628779.9395 Core Size: NQ

GRAPHIC LOG						DESCRIPTION		ALTERATION (1-4)								MINERALIZATION (%)								SAMPLING AND ASSAY			
Scale (1m)	Lithology	Structure	Depth (m)	Angles	Width	Rock Type		Or	Bio	Chl	Epi	Ser	Si	Kao		Py	Gal	Sph	SS	Tet	Cpy	hem		Sample No.	From	To	Control
40m						uKBX	OBAN BRECCIA (4.72-87.0m)	2	1	1	0	2	1	3		20	6	20	15	1.5	0	0		QAA823	40.0	41.0	QAA824 BLANK
							-at 41.0m there is a 30cm	2	1	1	0	2	1	3		20	6	20	15	1.5	0	0		QAA825	41.0	42.0	
							area where py+sph is	2	1	1	0	2	1	3		20	6	20	15	1.5	0	0		QAA826	42.0	43.0	
							rimming gal+ss±tet	2	1	1	0	2	1	3		20	6	20	15	1.5	0	0		QAA827	43.0	44.0	
							which is all rimming breccia frags.	2	1	1	0	2	1	3		20	6	20	15	1.5	0	0		QAA828	44.0	45.0	
							-Mostly thorn stuff between	2	1	1	0	2	1	3		20	6	20	15	1.5	0	0		QAA829	45.0	46.0	QAA830 STD-ME-18
							43-44m → lesser mineralization	2	1	1	0	2	1	3		20	6	20	15	1.5	0	0		QAA831	46.0	47.0	
							-at 50.0m a 15cm section of	2	1	1	0	2	1	3		20	6	20	15	1.5	0	0		QAA832	47.0	48.0	
							almost massive mineralization	2	1	1	0	2	1	3		20	6	20	15	1.5	0	0		QAA833	48.0	49.0	
							of gal+py+sph+ss+tet	2	1	1	0	2	1	3		20	6	20	15	1.5	0	0		QAA834	49.0	50.0	
							-another 15cm semi-massive	2	1	1	0	2	1	3		25	30	25	10	2	0	0		QAA835	50.0	51.0	
							vein of same composition at	2	1	1	0	2	1	3		20	6	20	15	1.5	0	0		QAA836	51.0	52.0	QAA837 Duplicate
							51.7m that consumes 60% of the core	2	1	1	0	2	1	3		20	6	20	15	1.5	0	0		QAA838	52.0	53.0	
								2	1	1	0	2	1	3		20	6	20	15	1.5	0	0		QAA839	53.0	54.0	
								2	1	1	0	2	1	3		20	6	25	10	1.5	0	4		QAA840	54.0	55.0	
								2	1	1	0	2	1	3		20	6	25	10	1.5	0	4		QAA841	55.0	56.0	QAA842 BLANK
								2	1	1	0	2	1	3		20	6	25	10	1.5	0	4		QAA843	56.0	57.0	
								2	1	1	0	2	1	3		20	6	25	10	1.5	0	4		QAA844	57.0	58.0	
								2	1	1	0	2	1	3		20	6	25	10	1.5	0	4		QAA845	58.0	59.0	
60m								2	1	1	0	2	1	3		20	6	25	10	1.5	0	4		QAA846	59.0	60.0	

BRIXTON METALS

Sheet Number: 4 of 17

Project: THORN Zone: OBAN Logger: Christina Anstey DDH: THN12-84 Date: Oct 9, 2012

Orientation: Az: 170° Dip: -63° Depth: 337.72m UTM N: 6491960.012 UTM E: 628779.9395 Core Size: NQ

GRAPHIC LOG						DESCRIPTION		ALTERATION (1-4)								MINERALIZATION (%)								SAMPLING AND ASSAY			
60m Scale (1m)	Lithology	Structure	Depth (m)	Angles	Width	Rock Type		Or	Bio	Chl	Epi	Ser	Si	Kao		Py	Gal	Sph	SS	Tet	Cpy	hem (?)		Sample No.	From	To	Control
						LHBX	OBAN BRECCIA (4.72–87.0m)	2	1	1	0	2	1	3		20	6	25	10	1.5	0	4		Q000847	60.0	61.0	
							-between 60.0–70.0m min occurs as rimming of gal around sph around py+ss	2	1	1	0	2	1	3		20	6	25	10	1.5	0	4		Q000848	61.0	62.0	
								2	1	1	0	2	1	3		20	6	25	10	1.5	0	4		Q000849	62.0	63.0	
								2	1	1	0	2	1	3		20	6	25	10	1.5	0	4		Q000850	63.0	64.0	Q000851 STD-FCM-6
							-From 68–70.0m core is broken and rubble w/ abundant mineralization	2	1	1	0	2	1	3		20	6	25	10	1.5	0	4		Q000852	64.0	65.0	
								2	1	1	0	2	1	3		20	6	25	10	1.5	0	4		Q000853	65.0	66.0	
								2	1	1	0	2	1	3		20	6	25	10	1.5	0	4		Q000854	66.0	67.0	
							-diss. py+sph+ss throughout	2	1	1	0	2	1	3		20	6	25	10	1.5	0	4		Q000855	67.0	68.0	
							-phasing in and out of crackle breccia and Oban breccia w/ sections of semi-massive min. of py+ sph rimming hem(?) rimming gal rimming py+sph w/ some minor tet.	2	1	1	0	2	1	3		20	6	25	10	1.5	0	4		Q000856	68.0	69.0	Q000857 Duplicate
								2	1	1	0	2	1	3		20	6	25	10	1.5	0	4		Q000858	69.0	70.0	
								2	1	1	0	2	1	3		15	2	15	8	0	0	2		Q000859	70.0	71.0	
								2	1	1	0	2	1	3		15	4	15	5	0	0	0		Q000860	71.0	72.0	
								2	1	1	0	2	1	3		10	2	10	3	0	0	0		Q000861	72.0	73.0	
								2	1	1	0	2	1	3		5	0	3	3	0	0	0		Q000862	73.0	74.0	
								2	1	1	0	2	1	3		20	0	25	15	2	0	6		Q000863	74.0	75.0	Q000864 Blank
							-some light tan matrix ass. w/ mineralization pos. alteration or sph.	2	1	1	0	2	1	3		18	0	22	13	1	0	6		Q000865	75.0	76.0	
								2	1	1	0	2	1	3		18	0	22	13	1	0	6		Q000866	76.0	77.0	
								2	1	1	0	2	1	3		15	0	22	13	1	0	6		Q000867	77.0	78.0	
								2	1	1	0	2	1	3		15	0	22	13	1	0	3		Q000868	78.0	79.0	Q000869 STD-ME-18
80m								2	1	1	0	2	1	3		20	0	22	15	1	0	3		Q000870	79.0	80.0	

BRIXTON METALS

Sheet Number: 5 of 17

Project: THORN Zone: OBAN Logger: Christina Anstey DDH: THN12-84 Date: Oct 10, 2012

Orientation: Az: 170° Dip: -63° Depth: 337.72m UTM N: 6491960.012 UTM E: 628779.9395 Core Size: NQ

GRAPHIC LOG						DESCRIPTION		ALTERATION (1-4)								MINERALIZATION (%)								SAMPLING AND ASSAY			
Scale (1m)	Lithology	Structure	Depth (m)	Angles	Width	Rock Type		Or	Bio	Chl	Epi	Ser	Si	Kao		Py	Gal	Sph	SS	Tet	Cpy	hem (?)		Sample No.	From	To	Control
80m						uKBX	OBAN BRECCIA (4.72-87.0m)	2	1	1	0	2	1	3		10	6	8	5	0.5	0	2		Q000871	80.0	81.0	
							-same as above	2	1	1	0	2	1	3		10	3	8	5	0.5	0	3		Q000872	81.0	82.0	
							-some rare mineralized	2	1	1	0	2	1	3		10	2	10	6	0	0	2		Q000873	82.0	83.0	
							clasts 1-4cm of py+sph±ss	2	1	1	0	2	1	3		8	2	8	5	0	0	0		Q000874	83.0	84.0	Q000875 Duplicat
								2	1	1	0	2	1	3		10	2	10	6	0	0	0		Q000876	84.0	85.0	
								2	1	1	0	2	1	3		6	0	5	3	0	0	0		Q000877	85.0	86.0	
			87.0m					2	1	1	0	2	1	3		6	0	5	3	0	0	0		Q000878	86.0	87.0	
			88.17			KTINt	Felsic Dyke (87.0-88.17m) - Rhyolitic EQ, light grey w/ sericite phenos	0	0	0	0	2	1	0		0	0	0	0	0	0	0		Q000879	87.0	88.17	
								2	1	1	0	2	1	3		10	2	10	4	0	0	1		Q000880	88.17	89.0	
		FR	89.5	40°		uKBX	OBAN BRECCIA (88.17-212.5m)	2	1	1	0	2	1	3		10	2	15	4	0	0	0		Q000881	89.0	90.0	Q000882 Blank
							-Mixture of oban breccia	2	1	1	0	2	1	3		12	3	15	8	0	0	0		Q000883	90.0	91.0	
							and light crackle breccia	2	1	1	0	2	1	3		10	0	8	4	0	0	0		Q000884	91.0	92.0	
							along w/ dark crackle breccia	2	1	1	0	2	1	3		10	4	8	4	0.5	0	0		Q000885	92.0	93.0	
							Same as above	2	1	1	0	2	1	3		10	6	8	4	0.5	0	0		Q000886	93.0	94.0	
								2	1	1	0	2	1	3		25	20	25	10	3	0	0		Q000887	94.0	95.0	
		FR	95.5	20°			- at 95.5 a fracture w/	2	1	1	0	2	1	3		10	5	8	4	0	0	0		Q000888	95.0	96.0	
							associated fabric and	2	1	1	0	2	1	3		10	3	6	4	0	0	0		Q000889	96.0	97.0	Q000890 STD-FCM-6
							mineralization present	2	1	1	0	2	1	3		10	5	8	6	0	0	0		Q000891	97.0	98.0	
								2	1	2	0	2	1	3		10	5	10	6	3	0	0		Q000892	98.0	99.0	
100m								2	1	2	0	2	1	3		10	5	15	6	3	0	0		Q000893	99.0	100.0	

BRIXTON METALS

Sheet Number: 6 of 17

Project: THORN Zone: OBAN Logger: Christina Anstey DDH: THN12-84 Date: Oct 10, 2012

Orientation: Az: 170° Dip: -63° Depth: 337.72M UTM N: 6491960.012 UTM E: 628779.9395 Core Size: NQ

GRAPHIC LOG						DESCRIPTION		ALTERATION (1-4)							MINERALIZATION (%)						SAMPLING AND ASSAY			
Scale (1m)	Lithology	Structure	Depth (m)	Angles	Width	Rock Type		Or	Bio	Chl	Epi	Ser	Si	Kao	Py	Gal	Sph	SS	Tet	Cpy	Sample No.	From	To	Control
100m						uHBX	OBAN BRECCIA (88.17-212.5M)	2	1	1	0	2	1	3	8	2	6	4	0	0	Q000894	100.0	101.0	Q000895 Duplicate
							-same as above.	2	1	1	0	2	1	3	8	4	8	5	0	0	Q000896	101.0	102.0	
		VN	108.0	30°	0.5-1 CM		-veinlettes of Py+Sph throughout	2	1	1	0	2	1	3	15	8	20	8	1.5	0	Q000897	102.0	103.0	
								2	1	1	0	2	1	3	15	6	24	8	1	0	Q000898	103.0	104.0	
							-at 103M vein of Sph+SiS present w/ ass. fabric.	2	1	1	0	2	1	3	15	20	25	10	1.5	0	Q000899	104.0	105.0	
		FR	105.5	8°				2	1	1	0	2	1	3	15	18	20	10	1.5	0	Q000900	105.0	106.0	
		FR	105.5	20°			-at 105.5M fracture off setting mineralized zone at 8° to core axis and another in the same area at 20°	2	1	1	0	2	1	3	15	5	15	8	0	0	Q000901	106.0	107.0	
								2	1	1	0	2	1	3	15	2	15	8	0	0	Q000902	107.0	108.0	
								2	1	1	0	2	1	3	15	2	15	8	0	0	Q000903	108.0	109.0	
								2	1	1	0	2	1	3	15	4	10	6	0	0	Q000904	109.0	110.0	
								2	1	1	0	2	1	3	15	2	10	6	0	0	Q000905	110.0	111.0	Q000906 Blank
							-at 113.5 Feeder Zone style fracture present that has broken surround rock	2	1	1	0	2	1	3	10	4	8	6	0	0	Q000907	111.0	112.0	
								2	1	1	0	2	1	3	10	4	8	6	0	0	Q000908	112.0	113.0	
		FR	113.5					2	1	1	0	2	1	3	15	6	12	8	0	0	Q000909	113.0	114.0	
							-at 117.5M a slight folding of the crackle breccia fabric present due to metamorphism.	2	1	1	0	2	1	3	15	6	12	8	0	0	Q000910	114.0	115.0	
								2	1	1	0	2	1	3	15	8	15	10	0	0	Q000911	115.0	116.0	Q000912 STD-ME-18
								2	1	1	0	2	1	3	15	5	12	6	0	0	Q000913	116.0	117.0	
								2	1	1	0	2	1	3	15	5	12	6	0	0	Q000914	117.0	118.0	
							-Mineralized fracture present at 119.0M	2	1	1	0	2	1	3	18	8	15	6	0	0	Q000915	118.0	119.0	
120m		FR	119.0	40°				2	1	1	0	2	1	3	15	10	15	8	0	0	Q000916	119.0	120.0	Q000917 Duplicate

BRIXTON METALS

Sheet Number: 7 of 17

Project: THORN Zone: OBAN Logger: Christina Anstey DDH: THN12-84 Date: Oct 9, 2012

Orientation: Az: 170° Dip -63° Depth: 337.72m UTM N: 6491960.012 UTM E: 628779.9395 Core Size: NQ

GRAPHIC LOG						DESCRIPTION		ALTERATION (1-4)								MINERALIZATION (%)							SAMPLING AND ASSAY			
Scale (1m)	Lithology	Structure	Depth (m)	Angles	Width	Rock Type		Or	Bio	Chl	Epi	Ser	Si	Kao		Py	Gal	Sph	SS	Tet	Cpy		Sample No.	From	To	Control
120m						UKBX	OBAN BRECCIA (88.17-212.5m)	2	1	1	0	2	1	3		25	18	20	10	3	0		Q000918	120.0	121.0	
							-same as above	2	1	1	0	2	1	3		10	6	8	4	0.5	0		Q000919	121.0	122.0	
		FR	122.3	20			-at 122.3m mineralized	2	1	1	0	2	1	3		10	3	10	5	0.5	0		Q000920	122.0	123.0	
							fract. present	2	1	1	0	2	1	3		10	4	15	10	0.5	0		Q000921	123.0	124.0	
								2	1	1	0	2	1	3		10	4	15	10	0.5	0		Q000922	124.0	125.0	
								2	1	1	0	2	1	3		8	2	10	8	0.5	0		Q000923	125.0	126.0	Q000924 BLANK
								2	1	1	0	2	1	3		8	2	10	8	0.5	0		Q000925	126.0	127.0	
								2	1	1	0	2	1	3		8	2	8	6	0.5	0		Q000926	127.0	128.0	
								2	1	1	0	2	1	3		8	2	8	6	0.5	0		Q000927	128.0	129.0	
								2	1	1	0	2	1	3		12	6	10	6	0.5	0		Q000928	129.0	130.0	
								2	1	1	0	2	1	3		10	0	3	3	0.5	0		Q000929	130.0	131.0	
		FR	131.0	30°			-at 131.0m a Fracture	2	1	1	0	2	1	3		12	6	10	6	0.5	0		Q000930	131.0	132.0	
							containing slickenlines	2	1	1	0	2	1	3		10	0	5	3	0.5	0		Q000931	132.0	133.0	Q000932 STD-FCM-6a
		FR	133.0	20			present	2	1	1	0	2	1	3		10	3	5	6	0.5	0		Q000933	133.0	134.0	
								2	1	1	0	2	1	3		12	8	10	6	0.5	0		Q000934	134.0	135.0	
								2	1	1	0	2	1	3		12	8	10	6	0.5	0		Q000935	135.0	136.0	
								2	1	1	0	2	1	3		15	8	15	6	0.5	0		Q000936	136.0	137.0	Q000937 Duplicate
								2	1	1	0	2	1	3		15	8	15	6	0.5	0		Q000938	137.0	138.0	
		VN	139.0	30°	1cm		-Mineralized Vein present	2	1	1	0	2	1	3		15	10	15	6	0.5	0		Q000939	138.0	139.0	
140m							@ 139.0m	2	1	1	0	2	1	3		18	14	18	6	0.5	0		Q000940	139.0	140.0	Q000941 BLANK

BRIXTON METALS

Sheet Number: 8 of 17

Project: THORN Zone: OBAN Logger: Christina Anstey DDH: THN12-84 Date: Oct 9, 2012

Orientation: Az: 170° Dip: -63° Depth: 337.72M UTM N: 6491960.012 UTM E: 628779.9395 Core Size: NQ

GRAPHIC LOG						DESCRIPTION	ALTERATION (1-4)								MINERALIZATION (%)								SAMPLING AND ASSAY			
Scale (1m)	Lithology	Structure	Depth (m)	Angles	Width	Rock Type	Or	Bio	Chl	Epi	Ser	Si	Kao		Py	Gal	Sph	SS	Tet	Cpy	MoM (?)	Asp	Sample No.	From	To	Control
140m		FR	140.0	20°		URBX OBAN BRECCIA (88.17-212.5M)	2	1	1	0	2	1	3		10	3	8	6	0	0	0	0	Q000942	140.0	141.0	
						-continued weaving in and	2	1	1	0	2	1	3		8	2	6	6	0	0	0	0	Q000943	141.0	142.0	
						out of Oban Breccia and	2	1	1	0	2	1	3		8	2	8	7	0	0	0	0	Q000944	142.0	143.0	
		VN	143.5	30°	1-2 MM	crackle breccia w/ semi-	2	1	1	0	2	1	3		8	0	6	6	0	0	0	0	Q000945	143.0	144.0	
						massive mn in areas and	2	1	1	0	2	1	3		8	0	6	6	0	0	0	0	Q000946	144.0	145.0	Q000947 STD-MC-1B
						veinlets throughout along	2	1	1	0	2	1	3		10	2	8	6	0	0	0	0	Q000948	145.0	146.0	
		VN	146.7	10°	1MM	w/ diss py+sph+ss in	2	1	1	0	2	1	3		14	6	10	8	0	0	0	0	Q000949	146.0	147.0	
						the matrix.	2	1	1	0	2	1	3		20	10	15	10	1.5	0	2	0	Q000950	147.0	148.0	
						-Rare mineralized clasts	2	1	1	0	2	1	3		14	6	10	8	0	0.5	0	0	Q000951	148.0	149.0	
						present throughout of	2	1	1	0	2	1	3		20	10	15	10	1.5	0	0	0	Q000952	149.0	150.0	
						py+sph+ss 1-4CM wide	2	1	1	0	2	1	3		8	2	6	6	0	0	0	0	Q000953	150.0	151.0	
		FR	152.0	30°		-at 148.0M a 15CM section	2	1	1	0	2	1	3		20	10	15	8	0	0	0	0	Q000954	151.0	152.0	
						of feeder zone style rock	2	1	1	0	2	1	3		12	4	10	6	0	0	0	0	Q000955	152.0	153.0	Q000956 Duplicate
						present (broken w/ fragments	2	1	1	0	2	1	3		10	1	8	6	0	0	0	0	Q000957	153.0	154.0	
						vesicular and contains	2	1	1	0	2	1	3		8	0	4	3	0	0	0	0	Q000958	154.0	155.0	
						mineralization in fragments	2	1	1	0	2	1	3		18	10	15	8	0	0	0	0	Q000959	155.0	156.0	
						and matrix)	2	1	1	0	2	1	3		12	2	6	6	0	0	0	0	Q000960	156.0	157.0	
						-at 143.5 qtz carb vein	2	1	1	0	2	1	3		15	2	8	8	0	0	0	0	Q000961	157.0	158.0	
						-at 146.7m py+sph vein	2	1	1	0	2	1	3		10	1	6	4	0	0	0	3	Q000962	158.0	159.0	Q000963 BLANK
160m		FR	160.0	30°		-at 160M slickenlines present	2	1	1	0	2	1	3		10	1	8	4	0	0	0	2	Q000964	159.0	160.0	

on fracture --> me. fibrous arsenopyrite present at 158M (Asp)

BRIXTON METALS

Sheet Number: 9 of 17

Project: THORN Zone: OBAN Logger: Christina Anstey DDH: THN12-84 Date: Oct 11, 2012

Orientation: Az: 170° Dip: -63° Depth: 337.72 m UTM N: 6491960.012 UTM E: 628779.9395 Core Size: NQ

GRAPHIC LOG						DESCRIPTION		ALTERATION (1-4)								MINERALIZATION (%)								SAMPLING AND ASSAY			
Scale (1m)	Lithology	Structure	Depth (m)	Angles	Width	Rock Type		Or	Bio	Chl	Epi	Ser	Si	Kao		Py	Gal	Sph	SS	Tet	Cpy			Sample No.	From	To	Control
160m						UKBX	OBAN BRECCIA (88.17-212.5m)	2	1	1	0	2	1	3		14	6	10	8	2	0			Q000965	160.0	161.0	
							-same as above	2	1	1	0	2	1	3		18	10	14	8	2	0			Q000966	161.0	162.0	
								2	1	1	0	2	1	3		14	6	10	8	2	0			Q000967	162.0	163.0	Q000968 STD-FCM16
							-at 164.5m there is a mineralized	2	1	1	0	2	1	3		14	5	10	6	2	0			Q000969	163.0	164.0	
		VN	164.5	45°	0.5 CM		vein present of py+sph+ss+gal	2	1	1	0	2	1	3		14	4	10	6	T	0			Q000970	164.0	165.0	
							± tet	2	1	1	0	2	1	3		16	10	14	6	2	0			Q000971	165.0	166.0	
							-at 170.0m there is a 25cm	2	1	1	0	2	1	3		15	8	16	6	2	0			Q000972	166.0	167.0	Q000973 Duplicate
							section of feeder zone.	2	1	1	0	2	1	3		16	10	14	6	2	0			Q000974	167.0	168.0	
							Style rock-broken fragments	2	1	1	0	2	1	3		16	8	16	6	2	0			Q000975	168.0	169.0	
							re-cemented w/ a qtz-carb	2	1	1	0	2	1	3		16	8	16	6	2	0			Q000976	169.0	170.0	
							cement. Vesicular w/ min.	2	1	1	0	2	1	3		14	4	15	8	0.5	0			Q000977	170.0	171.0	Q000978 Blank
							frags and diss. sulphides.	2	1	1	0	2	1	3		12	2	15	6	0.5	0			Q000979	171.0	172.0	
								2	1	1	0	2	1	3		12	2	15	6	0.5	0			Q000980	172.0	173.0	
							-sulphides present in a	2	1	1	0	2	1	3		12	2	15	6	0	0			Q000981	173.0	174.0	
							vein at 175.0m w/ a	2	1	1	0	2	1	3		14	6	16	6	0	0			Q000982	174.0	175.0	
		VN	175.0	45°	3cm		weak fabric along edges	2	1	1	0	2	1	3		18	10	18	8	2	0			Q000983	175.0	176.0	
								2	1	1	0	2	1	3		15	5	15	6	2	0			Q000984	176.0	177.0	
								2	1	1	0	2	1	3		15	3	14	6	1	0			Q000985	177.0	178.0	Q000986 STD-ME-1B
								2	1	1	0	2	1	3		14	3	12	6	0	0			Q000987	178.0	179.0	
180m								2	1	1	0	2	1	3		14	4	12	6	0	0			Q000988	179.0	180.0	

BRIXTON METALS

Sheet Number: 10 of 17

Project: THORN Zone: OBAN Logger: Christina Anstey DDH: THN12-84 Date: Oct 9, 2012

Orientation: Az: 170° Depth: 337.72 M UTM N: 6491960.012 UTM E: 628779.9395 Core Size: NQ

Dip: -63°

GRAPHIC LOG						DESCRIPTION		ALTERATION (1-4)								MINERALIZATION (%)								SAMPLING AND ASSAY			
Scale (1m)	Lithology	Structure	Depth (m)	Angles	Width	Rock Type		Or	Bio	Chl	Epi	Ser	Si	Kao		Py	Gal	Sph	SS	Tet	Cpy			Sample No.	From	To	Control
180m						uMBX	OBAN BRECCIA (88.17-212.5M)	2	1	1	0	2	1	3		14	4	12	6	0	0			Q000989	180.0	181.0	
							-same as above	2	1	1	0	2	1	3		12	2	10	6	0	0			Q000990	181.0	182.0	
								2	1	1	0	2	1	3		12	2	10	6	0	0			Q000991	182.0	183.0	
								2	1	1	0	2	1	3		12	2	10	6	0	0			Q000992	183.0	184.0	
								2	1	1	0	2	1	3		12	2	10	6	0	0			Q000993	184.0	185.0	
								2	1	1	0	2	1	3		8	0	5	4	0	0			Q000994	185.0	186.0	Q000995 Duplicate
								2	1	1	0	2	1	3		10	0	5	4	0	0			Q000996	186.0	187.0	
								2	1	1	0	2	1	3		10	0	7	8	0	0			Q000997	187.0	188.0	
							- Py + sph veins present at 192.5m	2	1	1	0	2	1	3		10	0	7	8	0	0			Q000998	188.0	189.0	
								2	1	1	0	2	1	3		10	0	7	8	0	0			Q000999	189.0	190.0	
								2	1	1	0	2	1	3		10	0	8	8	0	0			Q001000	190.0	191.0	
							- Fracture w/ feeder zone	2	1	1	0	2	1	3		10	0	7	8	0	0			Q001001	191.0	192.0	
		VN	192.5	45°	2MM		style rock for 25CM at	2	1	1	0	2	1	3		10	0	7	8	0	0			Q001002	192.0	193.0	
							197.5M. Broken and re-	2	1	1	0	2	1	3		12	0	8	8	0	0			Q001003	193.0	194.0	
							cemented and vesicular	2	1	1	0	2	1	3		14	3	10	8	0	0			Q001004	194.0	195.0	
							w/ mineralized fragments	2	1	1	0	2	1	3		12	2	12	8	0	0			Q001005	195.0	196.0	
							- another section of feeder	2	1	1	0	2	1	3		14	4	14	8	1	0			Q001006	196.0	197.0	
		FR	197.5	30°			zone rock at 199.0M for	2	1	1	0	2	1	3		16	6	14	10	2	0			Q001007	197.0	198.0	
							40CM	2	1	1	0	2	1	3		16	5	14	10	0	0			Q001008	198.0	199.0	Q001009 Blank
200m								2	1	1	0	2	1	3		14	4	12	8	0	0			Q001010	199.0	200.0	

BRIXTON METALS

Sheet Number: 11 of 17

Project: THORN Zone: OBAN Logger: Christina Anstey DDH: THN12-84 Date: Oct 11, 2012

Orientation: Az: 170° Dip: -63° Depth: 337.72M UTM N: 6491960.012 UTM E: 628779.9395 Core Size: NQ

GRAPHIC LOG						DESCRIPTION		ALTERATION (1-4)								MINERALIZATION (%)								SAMPLING AND ASSAY			
Scale (1m)	Lithology	Structure	Depth (m)	Angles	Width	Rock Type		Or	Bio	Chl	Epi	Ser	Si	Kao		Py	Gal	Sph	SS	Tet	Cpy	hem		Sample No.	From	To	Control
200m						UKBX	OBAN BRECCIA (88.17-212.5M)	2	1	1	0	2	1	3		12	3	10	8	0	0	0		Q001011	200.0	201.0	
							-Same as above	2	1	1	0	2	1	3		14	5	10	8	0	0	0		Q001012	201.0	202.0	
								2	1	1	0	2	1	3		15	7	12	8	0	0	0		Q001013	202.0	203.0	Q001014 STD-FCM-6
		FR	203.4	40°			-Fracture containing slickenlines	2	1	1	0	2	1	3		16	8	12	8	2	0	0		Q001015	203.0	204.0	
							at 203.4M.	2	1	1	0	2	1	3		20	10	14	8	2	0	0		Q001016	204.0	205.0	
								2	1	1	0	2	1	3		18	10	15	10	0	0	0		Q001017	205.0	206.0	Q001018 Duplicate
								2	1	1	0	2	1	3		12	2	10	6	0	0	0		Q001019	206.0	207.0	
								2	1	1	0	2	1	3		12	0	10	6	0	0	0		Q001020	207.0	208.0	
								2	1	1	0	2	1	3		12	2	10	6	0	0	0		Q001021	208.0	209.0	
								2	1	1	0	2	1	3		12	5	10	6	0	0	2		Q001022	209.0	210.0	
								2	1	1	0	2	1	3		14	14	12	8	1.5	0	0		Q001023	210.0	211.0	
			212.5	20°				2	1	1	0	2	1	3		12	5	14	6	0	0	0		Q001024	211.0	212.5	Q001025 BLANK
						KTIN$_2$	MAFIC DYKE (212.5-217.06M)																				
							-FG green/grey w/ 1-4MM qtz-carb phenos and veinlettes	0	0	0	0	2	1	0		0	0	0	0	0	0	0		NO SAMPLE	212.5	217.06	
							1-4MM wide at 10° throughout																				
			217.06	20°																							
						UKBX	OBAN BRECCIA (217.06-220.26M)	2	1	1	0	2	1	3		10	0	12	6	0	0			Q001026	217.06	218.0	
							-Mixture of oban breccia and	2	1	1	0	2	1	3		12	2	12	6	0	0	2		Q001027	218.0	219.0	
220m							crackle breccia - same as above	2	1	1	0	2	1	3		12	2	14	6	0	0	3		Q001028	219.0	220.0	

BRIXTON METALS

Sheet Number: 12 of 17

Project: THORN Zone: OBAN Logger: Christina Anstey DDH: THN12-84 Date: Oct 12, 2012

Orientation: Az: 170° Dip: -63° Depth: 337.72M UTM N: 6491960.012 UTM E: 628779.9395 Core Size: NQ

GRAPHIC LOG						DESCRIPTION		ALTERATION (1-4)							MINERALIZATION (%)						SAMPLING AND ASSAY			
Scale (1m)	Lithology	Structure	Depth (m)	Angles	Width	Rock Type		Or	Bio	Chl	Epi	Ser	Si	Kao	Py	Gal	Sph	SS	Tet	Cpy	Sample No.	From	To	Control
220m			220.9	40°		KTIN1	Felsic Dyke (220.26-220.9M)	0	0	0	0	2	1	0	0	0	0	0	0	0	No Sample	220.26	220.9	
			221.53	40°		UKBX	OBAN + Crackle breccia Mix (220.9-221.53M)	2	1	1	0	2	1	3	10	0	3	2	2	1	Q001029	220.9	221.53	
			222.15	40°		KTIN1	Felsic Dyke (221.53-222.15M)	0	0	0	0	2	1	0	0	0	0	0	0	0	No Sample	221.53	222.15	
			222.67	40°		UKBX	Oban + Crackle breccia Mix (222.15-222.67)	2	1	1	0	2	1	3	10	0	3	2	2	1	Q001030	222.15	222.67	QC01031 STD-ME-18
			223.91	25°		KTIN1	Felsic Dyke (222.67-223.91M)	0	0	0	0	2	1	0	0	0	0	0	0	0	No Sample	222.67	223.91	
						UKBX	OBAN BRECCIA (223.91-337.72M	2	1	1	0	2	1	3	5	0	2	2	0	0	Q001032	223.91	225.0	
							-Mixture of Oban and Crackle	2	1	1	0	2	1	3	10	3	6	4	1	0	Q001033	225.0	226.0	
		FR	226.3	70°			breccia	2	1	1	0	2	1	3	12	3	8	6	1	0	Q001034	226.0	227.0	
							-Feeder zone style rock between	2	1	1	0	2	1	3	12	3	8	6	1	0	Q001035	227.0	228.0	
							223.91-224.77M) w/ qtz carb	2	1	1	0	2	1	3	12	0	2	6	0	0	Q001036	228.0	229.0	Q001037 Duplicate
							present in matrix and minor pyr.sph	2	1	1	0	2	1	3	15	1.5	5	8	0	0	Q001038	229.0	230.0	
							-Oban + Crackle breccia contain	2	1	1	0	2	1	3	15	8	10	8	0	0	Q001039	230.0	231.0	
							diss py+sph and minor veining	2	1	1	0	2	1	3	15	5	10	8	0	0	Q001040	231.0	232.0	
							of py+sph+gal ± tet	2	1	1	0	2	1	3	15	3	10	8	0	0	Q001041	232.0	233.0	
		FR	233.5	40°			-Slickenlines w/ min. at 226.35M	2	1	1	0	2	1	3	10	1.5	6	6	0	0	Q001042	233.0	234.0	
		FR	234.8	40°			-Barren mineralized clasts of	2	1	1	0	2	1	3	10	0	4	6	0	0	Q001043	234.0	235.0	Q001044 BLANK
		FR	236.0	40°			py+sph 1-3CM wide present throughout	2	1	1	0	2	1	3	15	4	15	18	3	0	Q001045	235.0	236.0	
							-Slickenlines present on FR at	2	1	1	0	2	1	3	15	12	15	18	3	0	Q001046	236.0	237.0	
							233.5, 234.8 and 236.0M running	2	1	1	0	2	1	3	12	5	12	10	0	0	Q001047	237.0	238.0	
							horizontal to fracture	2	1	1	0	2	1	3	12	3	12	10	0	0	Q001048	238.0	239.0	Q001049 STD-FCM-16
240 m							-Feeder zone rocks present from 235.0-237.5M	2	1	1	0	2	1	3	12	2	10	12	0	0	Q001050	239.0	240.0	

BRIXTON METALS

Sheet Number: 13 of 17

Project: THORN Zone: OBAN Logger: Christina Ansley DDH: THN12-84 Date: Oct 12, 2012

Orientation: A2: 170° Dip: -63° Depth: 337.72m UTM N: 6491960.012 UTM E: 629779.9395 Core Size: NQ

GRAPHIC LOG						DESCRIPTION		ALTERATION (1-4)								MINERALIZATION (%)								SAMPLING AND ASSAY			
Scale (1m)	Lithology	Structure	Depth (m)	Angles	Width	Rock Type		Or	Bio	Chl	Epi	Ser	Si	Kao		Py	Gal	Sph	SS	Tet	Cpy			Sample No.	From	To	Control
240m						uKBx	OBAN BRECCIA (223.91-337.72m)	2	1	1	0	2	1	3		12	8	10	8	1.5	0			Q001151	240.0	241.0	
							-SAME as above	2	1	1	0	2	1	3		12	8	10	8	1.5	0			Q001152	241.0	242.0	
							-Feeder Zone style rocks	2	1	1	0	2	1	3		12	6	10	8	1.5	0			Q001153	242.0	243.0	
							present between 238.3-238.6m	2	1	1	0	2	1	3		12	6	10	8	1.5	0			Q001154	243.0	244.0	
							-at 245.6m mineralization	2	1	1	0	2	1	3		12	6	10	8	1.5	0			Q001155	244.0	245.0	
							seems to be ass w/	2	1	1	0	2	1	3		12	6	8	8	1.5	0			Q001156	245.0	246.0	Q001157 DUPLICATE
							flower rock fragments. →	2	1	1	0	2	1	3		12	6	8	8	1.5	0			Q001158	246.0	247.0	
							semi-massive min. drops	2	1	1	0	2	1	3		12	6	8	8	1.5	0			Q001159	247.0	248.0	
							off and min is present	2	1	1	0	2	1	3		12	4	8	8	1.5	0			Q001160	248.0	249.0	
							as veins and dissimination	2	1	1	0	2	1	3		12	4	8	8	1.5	0			Q001161	249.0	250.0	
								2	1	1	0	2	1	3		12	4	8	8	1.5	0			Q001162	250.0	251.0	
								2	1	1	0	2	1	3		12	4	8	8	1.5	0			Q001163	251.0	252.0	
								2	1	1	0	2	1	3		12	4	8	8	1.5	0			Q001164	252.0	253.0	
								2	1	1	0	2	1	3		12	4	8	8	1.5	0			Q001165	253.0	254.0	Q001166 BLANK
		VN	254	20°	2.4 MM			2	1	1	0	2	1	3		12	2	8	8	1	0			Q001167	254.0	255.0	
								2	1	1	0	2	1	3		12	4	8	8	1	0			Q001168	255.0	256.0	
								2	1	1	0	2	1	3		13	4	8	8	1	0			Q001169	256.0	257.0	
								2	1	1	0	2	1	3		13	4	8	8	1	0			Q001170	257.0	258.0	Q001171 STD-FCM-6c
								2	1	1	0	2	1	3		13	4	8	8	1	0			Q001172	258.0	259.0	
260m								2	1	1	0	2	1	3		13	6	8	8	1	0			Q001173	259.0	260.0	

BRIXTON METALS

Sheet Number: 14 of 17

Project: THORN Zone: OBAN Logger: Christina Anstey DDH: THN12-84 Date: Oct 12, 2012

Orientation: A2: 170° Dip -63° Depth: 337.72M UTM N: 6491960.012 UTM E: 628779.9395 Core Size: NQ

260m

GRAPHIC LOG						DESCRIPTION		ALTERATION (1-4)								MINERALIZATION (%)								SAMPLING AND ASSAY			
Scale (1m)	Lithology	Structure	Depth (m)	Angles	Width	Rock Type		Or	Bio	Chl	Epi	Ser	Si	Kao		Py	Gal	Sph	SS	Tet	Cpy	hem		Sample No.	From	To	Control
						UKBX	OBAN BRECCIA (273.91-337.72M	2	1	1	0	2	1	3		13	8	10	10	1.5	0	0		Q001174	260.0	261.0	
							-same as above	2	1	1	0	2	1	3		13	6	10	10	1.5	1	3		Q001175	261.0	262.0	
								2	1	1	0	2	1	3		12	5	8	8	1.5	0	1		Q001176	262.0	263.0	Q001177 Duplicate
							-Fractures w/ slickenlines	2	1	1	0	2	1	3		13	6	10	10	1.5	0	0		Q001178	263.0	264.0	
							running parallel to FR	2	1	1	0	2	1	3		13	6	8	8	1.5	0	0		Q001179	264.0	265.0	
							surface at 267.9 and	2	1	1	0	2	1	3		12	2	6	6	0	0	0		Q001180	265.0	266.0	
							268.0M	2	1	1	0	2	1	3		12	4	8	8	1.5	0	0		Q001181	266.0	267.0	
		FR	267.9	40°				2	1	1	0	2	1	3		10	2	5	6	0	0	0		Q001182	267.0	268.0	
		FR	268.0	30°			-Mineralized fracture present	2	1	1	0	2	1	3		10	5	10	8	1.5	0	0		Q001183	268.0	269.0	
		FR	270.4	50°			at 270.5 of py+sph+gal	2	1	1	0	2	1	3		10	4	10	8	0	0	0		Q001184	269.0	270.0	Q001185 Blank
							+ss+tet	2	1	1	0	2	1	3		13	6	12	8	1.5	0	0		Q001186	270.0	271.0	
								2	1	1	0	2	1	3		13	4	10	8	0	0	0		Q001187	271.0	272.0	
							-at 276.0M fracture at	2	1	1	0	2	1	3		13	2	8	8	0	0	0		Q001188	272.0	273.0	
							20° w/ infill of feeder	2	1	1	0	2	1	3		13	2	8	8	0	0	0		Q001189	273.0	274.0	
		FR	274.4	50°			rock	2	1	1	0	2	1	3		13	4	10	10	1.5	0	0		Q001190	274.0	275.0	
		FR	276	20°				2	1	1	0	2	1	3		13	4	8	8	0	0	0		Q001191	275.0	276.0	Q001192 STD-ME18
		FR	277	30°				2	1	1	0	2	1	3		13	8	10	8	1.5	0	0		Q001193	276.0	277.0	
								2	1	1	0	2	1	3		13	4	10	8	1.5	0	0		Q001194	277.0	278.0	
								2	1	1	0	2	1	3		14	2	10	8	0	0	0		Q001195	278.0	279.0	
								2	1	1	0	2	1	3		14	5	10	10	1.5	0	0		Q001196	279.0	280.0	

280m

BRIXTON METALS

Sheet Number: 15 of 17

Project: THORN Zone: OBAN Logger: Christine Anstey DDH: THN12-84 Date: Oct 12, 2012

Orientation: A2: 170° Dip: -63° Depth: 337.72M UTM N: 6491960.012 UTM E: 628779.9315 Core Size: NQ

GRAPHIC LOG						DESCRIPTION		ALTERATION (1-4)								MINERALIZATION (%)								SAMPLING AND ASSAY			
Scale (1m)	Lithology	Structure	Depth (m)	Angles	Width	Rock Type		Or	Bio	Chl	Epi	Ser	Si	Kao		Py	Gal	Sph	SS	Tet	Cpy			Sample No.	From	To	Control
280m						UKBX	OBAN BRECCIA (273.91-337.72M)	2	1	1	1	2	1	3		13	2	6	6	0	0			QO01197	280.0	281.0	
							-same as above.	2	1	1	1	2	1	3		13	4	10	8	0	0			QO01198	281.0	282.0	QO01199 Duplicate
							-at 280.6M a 2-3CM clast of	2	1	1	1	2	1	3		13	5	12	8	0	0			QO01200	282.0	283.0	
							epi/chl/py present	2	1	1	1	2	1	3		16	2	10	8	0	0			QO01101	283.0	284.0	
							-rare mineralized clasts	2	1	1	1	2	1	3		16	4	10	8	0	0			QO01102	284.0	285.0	
		FR	285	15°			of py+sph±ss 1-4CM	2	1	1	1	2	1	3		13	0	8	6	0	0			QO01103	285.0	286.0	
		FR	286.0	20°			wide present throughout	2	1	1	1	2	1	3		13	0	8	6	0	0			QO01104	286.0	287.0	
							-some rare epidote fragments	2	1	1	1	2	1	3		11	0	6	6	0	0			QO01105	287.0	288.0	
							throughout	2	1	1	1	2	1	3		13	4	10	8	0	0			QO01106	288.0	289.0	QO01107 BLANK
							-slickenlines present on	2	1	1	1	2	1	3		16	4	10	8	0	0			QO01108	289.0	290.0	QO01109 STD-ME-18
							Fracture surfaces at	2	1	1	1	2	1	3		13	2	8	6	0	0			QO01110	290.0	291.0	
							285.5 and 296.0M	2	1	1	1	2	1	3		13	2	8	6	0	0			QO01111	291.0	292.0	
								2	1	1	1	2	1	3		10	0	6	4	0	0			QO01112	292.0	293.0	
								2	1	1	1	2	1	3		10	0	6	4	0	0			QO01113	293.0	294.0	
								2	1	1	1	2	1	3		13	0	6	4	0	0			QO01114	294.0	295.0	QO01115 Duplicate
								2	1	1	1	2	1	3		13	2	8	6	0	0			QO01116	295.0	296.0	
								2	1	1	1	2	1	3		13	2	8	6	0	0			QO01117	296.0	297.0	
								2	1	1	1	2	1	3		13	2	8	6	0	0			QO01118	297.0	298.0	
								2	1	1	1	2	1	3		10	0	2	4	0	0			QO01119	298.0	299.0	
300m								2	1	1	1	2	1	3		10	0	2	4	0	0			QO01120	299.0	300.0	

BRIXTON METALS

Sheet Number: 16 of 17

Project: THORN Zone: OBAN Logger: Christine Anstey DDH: THN12-84 Date: Oct 12, 2012

Orientation: AZ: 170° Dip: -63° Depth: 337.72 m UTM N: 6491960.012 UTM E: 628779.9395 Core Size: NQ

GRAPHIC LOG						DESCRIPTION		ALTERATION (1-4)								MINERALIZATION (%)								SAMPLING AND ASSAY			
Scale (1m)	Lithology	Structure	Depth (m)	Angles	Width	Rock Type		Or	Bio	Chl	Epi	Ser	Si	Kao			Py	Gal	Sph	SS	Tet	Cpy			Sample No.	From	To	Control
300m						UKBX	OBAN BRECCIA (223.91-331.72m)	2	1	1	1	2	1	3			7	0	0.5	4	0	0			Q001121	300	301	
							-same as above	2	1	1	1	2	1	3			7	0	0.5	4	0	0			Q001122	301	302	
							-Most mineralization is diss throughout the matrix in this location and found in min clasts	2	1	1	1	2	1	3			7	0	0.5	4	0	0			Q001123	302	303	
								2	1	1	1	2	1	3			7	0	0.5	4	0	0			Q001124	303	304	
								2	1	1	1	2	1	3			7	0	0.5	4	0	0			Q001125	304	305	Q001126 BLANK
								2	1	1	1	2	1	3			7	0	0.5	4	0	0			Q001127	305	306	
							-at 308.6-309.0m feeder zone style rock present w/ diss py + ss and carbonate	2	1	1	1	2	1	3			7	0	0.5	4	0	0			Q001128	306	307	
								2	1	1	1	2	1	3			7	0	0.5	4	0	0			Q001129	307	308	
								2	1	1	1	2	1	3			7	0	0.5	4	0	0			Q001130	308	309	Q001131 STD-FCM-6
		FR	309.5	30°			-at 309.5 FR cuts vein/ FZ style material	2	1	1	1	2	1	3			7	0	0.5	4	0	0			Q001132	309	310	
		FR	311.5	30°			-Fracture w/ slickenlines at 311.5m	2	1	1	1	2	1	3			7	0	0.5	4	0	0			Q001133	310	311	
								2	1	1	1	2	1	3			7	0	0.5	4	0	0			Q001134	311	312	
								2	1	1	1	2	1	3			7	0	0.5	4	0	0			Q001135	312	313	
								2	1	1	1	2	1	3			7	0	0.5	4	0	0			Q001136	313	314	
								2	1	1	1	2	1	3			7	0	0.5	4	0	0			Q001137	314	315	
								2	1	1	1	2	1	3			7	0	0.5	4	0	0			Q001138	315	316	Q001139 Duplicate
								2	1	1	1	2	1	3			7	0	0.5	4	0	0			Q001140	316	317	
								2	1	1	1	2	1	3			7	0	0.5	4	0	0			Q001141	317	318	
								2	1	1	1	2	1	3			7	0	0.5	4	0	0			Q001142	318	319	
320m		FR	BAD	10°				2	1	1	1	2	1	3			7	0	0.5	4	0	0			Q001143	319	320	

BRIXTON METALS

Sheet Number: 17 of 17

Project: THORN Zone: OBAN Logger: Christina Anstey DDH: THN12-84 Date: Oct 12, 2012

Orientation: Az: 170° Dip: -63° Depth: 337.72m UTM N: 6491960.012 UTM E: 628779.9395 Core Size: NQ

GRAPHIC LOG						DESCRIPTION		ALTERATION (1-4)								MINERALIZATION (%)								SAMPLING AND ASSAY			
Scale (1m)	Lithology	Structure	Depth (m)	Angles	Width	Rock Type		Or	Bio	Chl	Epi	Ser	Si	Kao		Py	Gal	Sph	SS	Tet	Cpy			Sample No.	From	To	Control
320m						uKBX	OBAN BRECCIA (223.91-337.72m)	2	1	1	1	2	1	3		7	0	0.5	4	0	0			Q001144	320	321	
							-SAME AS ABOVE	2	1	1	1	2	1	3		7	0	0.5	4	0	0			Q001145	321	322	Q001146 BLANK
								2	1	1	1	2	1	3		7	0	0.5	4	0	0			Q001147	322	323	Q001148 STD-ME-18
								2	1	1	1	2	1	3		7	0	0.5	1.5	0	0			Q001149	323	324	
								2	1	1	1	2	1	3		7	0	0.5	1.5	0	0			Q001150	324	325	
								2	1	1	1	2	1	3		7	0	0.5	1.5	0	0			Q001051	325	326	
								2	1	1	1	2	1	3		7	0	0.5	1.5	0	0			Q001052	326	327	
								2	1	1	1	2	1	3		7	0	0.5	1.5	0	0			Q001053	327	328	
								2	1	1	1	2	1	3		7	0	0.5	1.5	0	0			Q001054	328	329	
								2	1	1	1	2	1	3		7	0	0.5	1.5	0	0			Q001055	329	330	Q001056 Duplicate
								2	1	1	1	2	1	3		7	0	0.5	1.5	0	0			Q001057	330	331	
								2	1	1	1	2	1	3		7	0	0.5	1.5	0	0			Q001058	331	332	
								2	1	1	1	2	1	3		7	0	0.5	1.5	0	0			Q001059	332	333	
								2	1	1	1	2	1	3		7	0	0.5	1.5	0	0			Q001060	333	331	
								2	1	1	1	2	1	3		7	0	0.5	1.5	0	0			Q001061	334	335	
								2	1	1	1	2	1	3		7	0	0.5	1.5	0	0			Q001062	335	336	
								2	1	1	1	2	1	3		7	0	0.5	1.5	0	0			Q001063	336	337	
			337.72					2	1	1	1	2	1	3		7	0	0.5	1.5	0	0			Q001064	337	337.72	
							END OF HOLE																				
340m																											

BRIXTON METALS

Sheet Number: 1 of 17

Project: THORN Zone: OBAN Logger: Christina Ansty DDH: THN12-85 Date: Oct 13, 2012

Orientation: Az 170° Dip: -75° Depth: 337.72 M UTM N: 6491960.356 UTM E: 628779.6573 Core Size: NQ

GRAPHIC LOG						DESCRIPTION		ALTERATION (1-4)								MINERALIZATION (%)								SAMPLING AND ASSAY			
Scale (1m)	Lithology	Structure	Depth (m)	Angles	Width	Rock Type		Or	Bio	Chl	Epi	Ser	Si	Kao		Py	Gal	Sph	SS	Tet	Cpy			Sample No.	From	To	Control
0m			3.05			OVB	Casing - (0-3.05M)																				
							-Mostly Mafic dyke w/ a small amount of Thorn Stock																				
			5.87			KTIN2	Mafic Dyke - (3.05-5.87M)	0	0	0	0	2	1	0		0	0	0	0	0	0			No Sample	3.05	5.87	
							-F.G green/grey carb phenos 1-3MM Present																				
						uhBX	OBAN BRECCIA (5.87-54.6M)	2	1	1	0	3	1	3		4	0	0	0.5	0	0			Q001065	5.87	7.0	
							-Sub-round to angular	2	1	1	0	3	1	3		4	0	0	0.5	0	0			Q001066	7.0	8.0	Q001067 BLANK
							Frags <10CM long of andesite rhyolite and Thorn stock and rock flower. Mineralization is disseminated throughout the matrix or found in mineralized clasts and veins	2	1	1	0	3	1	3		4	0	0	3	0	0			Q001068	8.0	10.0	
								2	1	1	0	3	1	3		5	0	2	3	0	0			Q001069	10.0	11.0	
								2	1	1	0	3	1	3		6	0	2	2	0	0			Q001070	11.0	12.0	
								2	1	1	0	3	1	3		8	0	3	3	0	0			Q001071	12.0	13.0	Q001072 STD-ME-18
								2	1	1	0	3	1	3		8	0	3	3	0	0			Q001073	13.0	14.0	
								2	1	1	0	3	1	3		8	0	5	3	0	0			Q001074	14.0	15.0	Q001075 Duplicate
							-From 5.87-10M core is broken, rubble and oxidized.	2	1	1	0	3	1	3		12	0	2	3	0	0			Q001076	15.0	16.0	
								2	1	1	0	3	1	3		12	0	2	3	0	0			Q001077	16.0	17.0	
								2	1	1	0	3	1	3		6	0	2	3	0	0			Q001078	17.0	18.0	
								2	1	1	0	3	1	3		8	0	2	3	0	0			Q001079	18.0	19.0	
20m								2	1	1	0	3	1	3		8	0	2	3	0	0			Q001080	19.0	20.0	

BRIXTON METALS

Sheet Number: 2 of 17

Project: THORN Zone: OBAN Logger: Christina Anstey DDH: THN12-85 Date: Oct 13, 2012

Orientation: AZ: 170° Dip: -75° Depth: 337.72 M UTM N: 6491960.356 UTM E: 628779.6573 Core Size: NQ

GRAPHIC LOG						DESCRIPTION		ALTERATION (1-4)								MINERALIZATION (%)								SAMPLING AND ASSAY			
Scale (1m)	Lithology	Structure	Depth (m)	Angles	Width	Rock Type		Or	Bio	Chl	Epi	Ser	Si	Kao		Py	Gal	Sph	SS	Tet	Cpy	hem		Sample No.	From	To	Control
20m						uBBX	OBAN BRECCIA (5.87-54.6M)	2	1	1	0	3	1	3		8	0	6	4	0	0	0		Q001081	20.0	21.0	Q001082 BLANK
							-same as above	2	1	1	0	3	1	3		8	0	8	4	0	0	0		Q001083	21.0	22.0	
							-at 33.44M FR containing	2	1	1	0	3	1	3		8	0	8	4	0	0	0		Q001084	22.0	23.0	
							slivers parallel to FR surface	2	1	1	0	3	1	3		8	0	8	5	0	0	0		Q001085	23.0	24.0	
							-at 34.8M there is a	2	1	1	0	3	1	3		8	0	8	5	0	0	0		Q001086	24.0	25.0	
							10cm section of fault	2	1	1	0	3	1	3		8	0	6	4	0	0	0		Q001087	25.0	26.0	Q001088 STD-FCM-6
							gouge w/ diss S.S + py	2	1	1	0	3	1	3		10	0	4	3	0	0	0		Q001089	26.0	27.0	
							-crackle breccia present	2	1	1	0	3	1	3		8	0	6	3	0	0	0		Q001090	27.0	28.0	
							between 38.9-40.0M	2	1	1	0	3	1	3		8	0	6	3	0	0	0		Q001091	28.0	29.0	
							-at 39.0M semi-massive	2	1	1	0	3	1	3		8	0	6	4	0	0	0		Q001092	29.0	30.0	Q001093 Duplicate
							mineralization of hem +	2	1	1	0	3	1	3		8	0	6	4	0	0	0		Q001094	30.0	31.0	
							sph + py + gal + S.S ± tet	2	1	1	0	3	1	3		8	0	8	5	0	0	0		Q001095	31.0	32.0	
							w/ a 1cm qtz car vein at	2	1	1	0	3	1	3		8	0	8	5	0	0	0		Q001096	32.0	33.0	
		FR	33.41	30°			30° off setting the	2	1	1	0	3	1	3		7	0	5	3	0	0	0		Q001097	33.0	34.0	
							mineralization.	2	1	1	0	3	1	3		8	0	6	3	0	0	0		Q001098	34.0	35.0	
								2	1	1	0	3	1	3		8	0	6	3	0	0	0		Q001099	35.0	36.0	
								2	1	1	0	3	1	3		8	0	5	3	0	0	0		Q001201	36.0	37.0	
								2	1	1	0	3	1	3		10	0	5	3	0	0	0		Q001202	37.0	38.0	
								2	1	1	0	3	1	3		10	0	7	4	0	0	0		Q001203	38.0	39.0	
40m								2	1	1	0	3	1	3		12	2.5	8	5	0.5	0	7		Q001204	39.0	40.0	

BRIXTON METALS

Sheet Number: 3 of 17

Project: THURN Zone: OBAN Logger: Christina Anstey DDH: THN12-85 Date: Oct 13, 2012

Orientation: A2.170° Depth: 337.72m UTM N: 6499160.356 UTM E: 628779.6573 Core Size: NQ

Dip: -75°

GRAPHIC LOG						DESCRIPTION		ALTERATION (1-4)								MINERALIZATION (%)								SAMPLING AND ASSAY			
Scale (1m)	Lithology	Structure	Depth (m)	Angles	Width	Rock Type		Or	Bio	Chl	Epi	Ser	Si	Kao			Py	Gal	Sph	SS	Tet	Cpy	hem		Sample No.	From	To	Control
40m						uKBX	OBAN BRECCIA (5.87–54.16m)	2	1	1	1	3	1	3			17	3	6	5	0	0	5		QU01204	40.0	41.0	
							-Semi-massive mineralization occurs as py rimming S.S rimming hem ± sph ± gal -rare mineralized clasts present 1-3cm wide of py ± sph -There is a section of crackle breccia from 50.0-50.4m that intercepts the Oban Breccia at 20° -54.0m py + sph rS.S vein	2	1	1	1	3	1	3			16	0	8	7	0	0	10		QU01205	41.0	42.0	
								2	1	1	1	3	1	3			16	0	8	7	0	0	10		QU01206	42.0	43.0	
								2	1	1	1	3	1	3			16	0	8	7	0	0	10		QU01207	43.0	44.0	QU01208 Blank
								2	1	1	1	3	1	3			16	0	7	5	0	0	8		QU01209	44.0	45.0	
								2	1	1	1	3	1	3			12	0	4	3	0	0	5		QU01210	45.0	46.0	
								2	1	1	1	3	1	3			8	0	4	2	0	0	0		QU01211	46.0	47.0	
								2	1	1	1	3	1	3			10	0	5	2	0	0	0		QU01212	47.0	48.0	QU01213 STD-FCM 6
								2	1	1	1	3	1	3			10	0	5	2	0	0	0		QU01214	48.0	49.0	
								2	1	1	1	3	1	3			10	0	5	2	0	0	0		QU01215	49.0	50.0	QU01216 Duplicate
								2	1	1	1	3	1	3			8	0	4	4	0	0	0		QU01217	50.0	51.0	
								2	1	1	1	3	1	3			8	0	2	3	0	0	0		QU01218	51.0	52.0	
		VN	STD 54.6	30°	1-3 MM			2	1	1	1	3	1	3			8	0	2	3	0	0	0		QU01219	52.0	53.0	
								2	1	1	1	3	1	3			8	0	2	3	0	0	0		QU01220	53.0	54.0	
								2	1	1	0	1	1	2			7	0	1	2	0	0	0		QU01221	54.0	55.0	
			57.65	50°		uKPU	Alt. Thurn Stock (54.6–57.65m) w/ veinlets throughout at 40-50° intercepts breccia at 50°	2	1	1	0	1	1	2			5	0	0.5	0.5	0	0	0		QU01222	55.0	56.0	
								2	1	1	0	1	1	2			6	0	0.5	0.5	0	0	0		QU01223	56.0	57.0	QU01224 Blank
								2	1	1	0	1	1	2			8	0	4	0.5	0	0	0		QU01225	57.0	58.0	
						uKBX	OBAN BRECCIA (57.65–79.25m)	2	1	1	1	3	1	3			8	0	4	0.5	0	0	0		QU01226	58.0	59.0	
60m							-Same as above.	2	1	1	1	3	1	3			8	0	4	0.5	0	0	0		QU01227	59.0	60.0	

BRIXTON METALS

Sheet Number: 4 of 17

Project: THORN Zone: OBAN Logger: Christine Anstey DDH: THN 12-85 Date: Oct 13, 2012

Orientation: AZ: 170° Dip: -75° Depth: 337.72m UTM N: 6491960.356 UTM E: 628779.6573 Core Size: NQ

GRAPHIC LOG						DESCRIPTION		ALTERATION (1-4)							MINERALIZATION (%)						SAMPLING AND ASSAY			
Scale (1m)	Lithology	Structure	Depth (m)	Angles	Width	Rock Type		Or	Bio	Chl	Epi	Ser	Si	Kao	Py	Gal	Sph	SS	Tet	Cpy	Sample No.	From	To	Control
60m						uMBX	OBAN BRECCIA (57.65-79.25m)	2	1	1	1	3	1	3	8	0	4	0.5	0	0	Q001228	60.0	61.0	Q001229 STD-ME-18
							- same as above.	2	1	1	1	3	1	3	6	0	4	0.5	0	0	Q001230	61.0	62.0	
							- Py vein at 64.6	2	1	1	1	3	1	3	8	0	4	0.5	0	0	Q001231	62.0	63.0	
							- between 66.10m - 66.35m	2	1	1	1	3	1	3	6	0	3	0.5	0	0	Q001232	63.0	64.0	
		VN	64.6	50°	1-2 MM		FAULT gouge w/ veins of	2	1	1	1	3	1	3	8	0	5	0.5	0	0	Q001233	64.0	65.0	
							py+sph along w/ diss	2	1	1	1	3	1	3	10	0	5	3	0	0	Q001234	65.0	66.0	
		FR	66.0	40°			py+sph+s.s	2	1	1	1	3	1	3	12	0	6	3	0	0	Q001235	66.0	67.0	
							-at 68.5m alt. thorn stock	2	1	1	1	3	1	3	12	0	6	3	0	0	Q001236	67.0	68.0	
							present w/ diss py+sph	2	1	1	1	3	1	3	8	0	3	1.5	0	0	Q001237	68.0	69.0	Q001238 Duplicate
							and some minor py+sph	2	1	1	1	3	1	3	4	0	0.5	0.5	0	0	Q001239	69.0	70.0	
							veining	2	1	1	1	3	1	3	5	0	0.5	0.5	0	0	Q001240	70.0	71.0	Q001241 BLANK
							-at 72.54m there is a 5mm	2	1	1	1	3	1	3	5	0	0.5	0.5	0	0	Q001242	71.0	72.0	
		VN	72.54	30°	1-2 MM		qtz carb vein followed	2	1	1	1	3	1	3	7	0	2	2	0	0	Q001243	72.0	73.0	
							by a layering to the matrix	2	1	1	1	3	1	3	8	0	3	2	0	0	Q001244	73.0	74.0	
							of the core at 70° to	2	1	1	1	3	1	3	9	0	3	2	0	0	Q001245	74.0	75.0	
							73m	2	1	1	1	3	1	3	10	0	3	2	0	0	Q001246	75.0	76.0	Q001247 STD-FCM-6
								2	1	1	1	3	1	3	12	0	3	2	0	0	Q001248	76.0	77.0	
								2	1	1	1	3	1	3	12	0	4	3	0	0	Q001249	77.0	78.0	
			79.25					2	1	1	1	3	1	3	12	0	5	4	0	0	Q001250	78.0	79.25	
80m						KTIN1	Felsic Dyke (79.25-80.49m)	0	0	0	0	2	1	0	0	0	0	0	0	0	NO SAMPLE	79.25	80.0	

BRIXTON METALS

Sheet Number: 5 of 17

Project: THORN Zone: OBAN Logger: Christina Anstey DDH: THN12-85 Date: Oct 13, 2012

Orientation: AZ: 170° Dip: -75° Depth: 337.72M UTM N: 6491960.356 UTM E: 628779.6573 Core Size: NQ

GRAPHIC LOG						DESCRIPTION		ALTERATION (1-4)								MINERALIZATION (%)								SAMPLING AND ASSAY			
Scale (1m)	Lithology	Structure	Depth (m)	Angles	Width	Rock Type		Or	Bio	Chl	Epi	Ser	Si	Kao		Py	Gal	Sph	SS	Tet	Cpy			Sample No.	From	To	Control
80m			80.49																								
						uKBX	OBAN BRECCIA (80.49-87.26M)	2	1	1	0	3	1	3		6	0	2	0.5	0	0			Q001251	80.49	81.5	
							-From 80.7-81.37M is T.S w/	2	1	1	0	3	1	3		6	0	2	0.5	0	0			Q001252	81.5	82.5	Q001253 Duplicate
		CT	83.0	50°	18cm		py blebs	2	1	1	0	3	1	3		8	0	2	0.5	0	0			Q001254	82.5	83.5	
							-at 84.9M a 7cm vein of qtz w/	2	1	1	0	3	1	3		8	0	3	0.5	0	0			Q001255	83.5	84.5	
							60° - Mineralized clasts present of	2	1	1	0	3	1	3		8	0	3	0.5	0	0			Q001256	84.5	85.5	
			87.26				py ± sph ± B.S present 1-3cm wide.	2	1	1	0	3	1	3		6	0	2	0.5	0	0			Q001257	85.5	86.5	
								2	1	1	0	3	1	3		10	0	4	2	0	0			Q001258	86.5	87.26	
			87.26			KTIN1	Felsic Dyke (87.26-87.88M)	0	0	0	0	2	1	0		0	0	0	0	0	0			NO SAMPLE	87.26	87.88	
						uKBX	OBAN BRECCIA (87.38-157.78M)	2	1	1	0	3	1	3		6	0	2	0.5	0	0			Q001259	87.88	89.0	
							-Same as above	2	1	1	0	3	1	3		6	0	2	0.5	0	0			Q001260	89.0	90.0	
		FR	88.37	40°	1mm		-at 88.37M Mineralized fracture	2	1	1	0	3	1	3		2	0	0.5	0.5	0	0			Q001261	90.0	91.0	
							present	2	1	1	0	3	1	3		2	0	0.5	0.5	0	0			Q001262	91.0	92.0	
							-From 92.5-93.2M the	2	1	1	0	3	1	3		10	0	3	2	0	0			Q001263	92.0	93.0	
		FZN	92.5		1M		core is highly fractured w/	2	1	1	0	3	1	3		10	0	3	2	0	0			Q001264	93.0	94.0	
							mineralization along fract surf.	2	1	1	0	3	1	3		8	0	4	2	0	0			Q001265	94.0	95.0	Q001266 BLANK
							-Mostly Thora stock from	2	1	1	0	3	1	3		6	0	3	2	0	0			Q001267	95.0	96.0	
							89.5-94.0M	2	1	1	0	3	1	3		4	0	0.5	0.5	0	0			Q001268	96.0	97.0	
							-at 98.0M there is a slight	2	1	1	0	3	1	3		4	0	0.5	0.5	0	0			Q001269	97.0	98.0	
							increase in mineralization	2	1	1	0	3	1	3		6	0	3	0.5	0	0			Q001270	98.0	99.0	
100m							around fragments.	2	1	1	0	3	1	3		7	0	3	0.5	0	0			Q001271	99.0	100.0	Q001272 STD-ME-78

BRIXTON METALS

Sheet Number: 6 of 17

Project: THORN Zone: OBAN Logger: Christina Ansley DDH: THN12-85 Date: Oct 13, 2012

Orientation: Az: 170° Dip: -75° Depth: 337.72M UTM N: 6491960.356 UTM E: 628779.6573 Core Size: NQ

GRAPHIC LOG						DESCRIPTION		ALTERATION (1-4)								MINERALIZATION (%)								SAMPLING AND ASSAY			
Scale (1m)	Lithology	Structure	Depth (m)	Angles	Width	Rock Type		Or	Bio	Chl	Epi	Ser	Si	Kao		Py	Gal	Sph	SS	Tet	Cpy			Sample No.	From	To	Control
100m						UMBX	OBAN BRECCIA (87.38-157.88M)	2	1	1	1	3	1	3		8	0	3	0.5	0	0			Q001273	100.0	101.0	
		FR	101	40°			- crackle breccia from 103-103.85M	2	1	1	1	3	1	3		8	0	3	0.5	0	0			Q001274	101.0	102.0	
							- From 106-107.0M feeder	2	1	1	1	3	1	3		10	0	3	0.5	0	0			Q001275	102.0	103.0	
		FR	104.5	40°			zone style rock re-cemented	2	1	1	1	3	1	3		12	0	3	0.5	0	0			Q001276	103.0	104.0	
							by grey clay w/ diss py +	2	1	1	1	3	1	3		10	0	4	0.5	0	0			Q001277	104.0	105.0	Q001278 Duplicate
							s.s and sph in frags.	2	1	1	1	3	1	3		10	0	4	0.5	0	0			Q001279	105.0	106.0	
							- FR at 108.0M at 10° with	2	1	1	1	3	1	3		14	0	4	4	0	0			Q001280	106.0	107.0	
							slicks running 40° to FR	2	1	1	1	3	1	3		8	0	2	0.5	0	0			Q001281	107.0	108.0	
		FR	108.0	10°			- between 110.5-110.7M all	2	1	1	1	3	1	3		14	0	4	3	0	0			Q001282	108.0	109.0	
							the clasts in the breccia	2	1	1	1	3	1	3		16	0	4	3	0	0			Q001283	109.0	110.0	Q001284 Blank
							are uniform in size ~1CM	2	1	1	1	3	1	3		16	0	4	5	0	0			Q001285	110.0	111.0	
							- at 112.0M, 112.5 and 115.9M	2	1	1	1	3	1	3		12	0	4	3	0	0			Q001286	111.0	112.0	
		FR	112.0	30°			slickenlines present on FR surfaces	2	1	1	1	3	1	3		12	0	4	3	0	0			Q001287	112.0	113.0	
		FR	112.5	30°			- at 118.45M a 35CM FR	2	1	1	1	3	1	3		12	0	6	3	0	0			Q001288	113.0	114.0	Q001289 STD-FCM-16
							at 10° w/ qtz + carb ± s.s	2	1	1	1	3	1	3		8	0	2	0.5	0	0			Q001290	114.0	115.0	
							infill	2	1	1	1	3	1	3		10	0	4	3	0	0			Q001291	115.0	116.0	
								2	1	1	1	3	1	3		8	0	3	1	0	0			Q001292	116.0	117.0	
								2	1	1	1	3	1	3		10	0	4	2	0	0			Q001293	117.0	118.0	
								2	1	1	1	3	1	3		8	0	3	2	0	0			Q001294	118.0	119.0	Q001295 Duplicate
120m		FR	118.45	10°	35 CM			2	1	1	1	3	1	3		6	0	2	0.5	0	0			Q001296	119.0	120.0	

BRIXTON METALS

Sheet Number: 7 of 17

Project: THORN Zone: OBAN Logger: Christin Ansty DDH: THN12-85 Date: Oct 13, 2012

Orientation: Az: 170° Dip: -75° Depth: 337.72M UTM N: 6491960.356 UTM E: 628779.6573 Core Size: NQ

GRAPHIC LOG						DESCRIPTION		ALTERATION (1-4)							MINERALIZATION (%)						SAMPLING AND ASSAY			
Scale (1m)	Lithology	Structure	Depth (m)	Angles	Width	Rock Type		Or	Bio	Chl	Epi	Ser	Si	Kao	Py	Gal	Sph	SS	Tet	Cpy	Sample No.	From	To	Control
120m		FR	120.85	30°		UMBX	OBAN BRECCIA (87.38–157.88M)	2	1	1	1	3	1	3	2	0	0	0	0	0	Q001297	120.0	121.0	
		VN	122.85	10°	1CM		-Slickenlines on FR at 120.85M	2	1	1	1	3	1	3	6	0	1	0.5	0	0	Q001298	121.0	122.0	
		VN	123.0	30°	0.5-1 CM		-Fault gouge at 122.0M 6CM wide	2	1	1	1	3	1	3	6	0	1	0.5	0	0	Q001299	122.0	123.0	
		VN	124		4CM		w/ diss py + S.S	2	1	1	1	3	1	3	8	0	1	0.5	0	0	Q001300	123.0	124.0	
		FZN	124		6CM		-From 122.85–123.1M a qtz	2	1	1	1	3	1	3	7	0	2	1	0	0	Q001301	124.0	125.0	
							carb vein present	2	1	1	1	3	1	2	7	0	2	1	0	0	Q001302	125.0	126.0	Q001303 BLANK
							-at 123M a py+spht S.S	2	1	1	1	3	1	3	5	0	0.5	0.5	0	0	Q001304	126.0	127.0	
							vein present	2	1	1	1	3	1	3	6	0	3	1	0	0	Q001305	127.0	128.0	
							-at 124.0M a 4CM section of	2	1	1	1	3	1	3	7	0	3	1	0	0	Q001306	128.0	129.0	
		FZN	129.85		15 CM		enechelon/stock work veins of qtz	2	1	1	1	3	1	3	7	0	2	0.5	0	0	Q001307	129.0	130.0	
		FR	130.6	30°			-at 124.0M a 6CM section of	2	1	1	1	3	1	3	7	0	2	0.5	0	0	Q001308	130.0	131.0	Q001309 STD-ME-18
							Fault zone w/ grey clay and	2	1	1	1	3	1	3	6	0	1	0.5	0	0	Q001310	131.0	132.0	
							diss py + S.S and another	2	1	1	1	3	1	3	8	0	2	1	0	0	Q001311	132.0	133.0	
							at 129.85–130.0M	2	1	1	1	3	1	3	10	0	5	3	1	0	Q001312	133.0	134.0	Q001313 Duplicate
		FR	134.2	30°			-Slickenlines parallel to FR	2	1	1	1	3	1	3	6	0	3	1	0	0	Q001314	134.0	135.0	
							at 130.16M	2	1	1	1	3	1	3	8	0	2	1	0	0	Q001315	135.0	136.0	
							-at 134.20M Fracture at	2	1	1	1	3	1	3	8	0	3	1	0	0	Q001316	136.0	137.0	
							30° w/ Fault gouge material	2	1	1	1	3	1	3	8	0	3	1	0	0	Q001317	137.0	138.0	
							(broken rubble rock recemented w/	2	1	1	1	3	1	3	5	0	1	0.5	0	0	Q001318	138.0	139.0	
140m							grey clay and veining of py+spht	2	1	1	1	3	1	3	6	0	1	0.5	0	0	Q001319	139.0	140.0	

1cm and diss py+spht ss)

Sheet Number: 8 of 17

BRIXTON METALS

Project: THORN | Zone: OBAN | Logger: Christina Anstey | DDH: THN12-85 | Date: Oct 13, 2012

Orientation: Az 170° Dip -75° | Depth: 337.72m | UTM N: 6491960.356 | UTM E: 628779.6573 | Core Size: NQ

Depth (m)	Structure	Angles	Rock Type	Description	Or	Bio	Chl	Epi	Ser	Si	Kao	Py	Gal	Sph	SS	Tet	Cpy	Sample No.	From	To	Control
			UKBX	OBAN BRECCIA (87.38-157.88m)	2	1	1	1	3	1	3	5	0	1	0.5	0	0	Q001320	140.0	141.0	Q001321 BLANK
				-Same as above	2	1	1	1	3	1	3	8	0	2	0.5	0	0	Q001322	141.0	142.0	
				-rock flower clasts are	2	1	1	1	3	1	3	6	0	1	0.5	0	0	Q001323	142.0	143.0	
				More abundant here w/	2	1	1	1	3	1	3	6	0	1	0.5	0	0	Q001324	143.0	144.0	
				rimming of py ± sph	2	1	1	1	3	1	3	5	0	0.5	0.5	0	0	Q001325	144.0	145.0	
				-at 152.5m Fault gouge	2	1	1	1	3	1	3	6	0	1	0.5	0	0	Q001326	145.0	146.0	
				Material present re-cemented	2	1	1	1	3	1	3	6	0	2	0.5	0	0	Q001327	146.0	147.0	
				by grey clay like Material	2	1	1	1	3	1	3	6	0	2	0.5	0	0	Q001329	147.0	148.0	
				w/ diss py + sph + S.S and	2	1	1	1	3	1	3	6	0	2	0.5	0	0	Q001330	148.0	149.0	
				min. veins and fragments.	2	1	1	1	3	1	3	6	0	2	0.5	0	0	Q001331	149.0	150.0	
	FR	150.15			2	1	1	1	3	1	3	6	0	2	0.5	0	0	Q001332	150.0	151.0	Q001333 Duplicate
	RR	152.6			2	1	1	1	3	1	3	7	0	3	2	0	0	Q001334	151.0	152.0	
					2	1	1	1	3	1	3	8	0	3	4	0	0	Q001335	152.0	153.0	
					2	1	1	1	3	1	3	8	0	3	4	0	0	Q001336	153.0	154.0	
					2	1	1	1	3	1	3	7	0	3	2	0	0	Q001337	154.0	155.0	
					2	1	1	1	3	1	3	6	0	2	1	0	0	Q001338	155.0	156.0	
					2	1	1	1	3	1	3	6	0	2	1	0	0	Q001339	156.0	157.0	
157.78					2	1	1	1	3	1	3	6	0	2	1	0	0	Q001340	157.0	157.78	
158.13			KTIN1	Felsic Dyke (157.78-158.13) Pos SS w/ qtz carb veining	0	0	0	0	2	1	0	0.5	0	0	0.5	0	0	Q001341	157.78	158.79	
158.79			UKBX	OBAN BRECCIA (158.13-158.79)	2	1	1	1	3	1	3	8	0	3	2	0	0				
			KTIN1	Felsic Dyke (158.79-160.4m) Pos Dacite w/ qtz carb veining	0	0	0	0	2	1	0	0.5	0	0	3	0	0	Q001342	158.79	160.4	

Shear engines present on FR surfaces

140m

160m

BRIXTON METALS

Sheet Number: 9 of 17

Project: THORN Zone: OBAN Logger: Christina Anstey DDH: THN12-85 Date: Oct 13, 2012

Orientation: Az: 170° Dip: -75° Depth: 337.72m UTM N: 6491960.356 UTM E: 628779.6573 Core Size: NQ

GRAPHIC LOG						DESCRIPTION		ALTERATION (1-4)								MINERALIZATION (%)							SAMPLING AND ASSAY			
Scale (1m)	Lithology	Structure	Depth (m)	Angles	Width	Rock Type		Or	Bio	Chl	Epi	Ser	Si	Kao	Carb	Py	Gal	Sph	SS	Tet	Cpy	Asp	Sample No.	From	To	Control
160m							Felsic Dyke (160.54-160.7m and 160.93-161.19m) Int Dyke (162.42-163.41m) and Oban breccia (160.4-160.54 and 160.7-160.93m and 161.19-162.42m) MAFic Dyke (163.41-165.52m) Fgtz carb veining and phenos present -slickenlines on FR surface at 165.6m Int Dyke (165.52-166.05 and 166.61-166.94m) T.S (166.05-166.61m)																			
		FR	161.9	30°				0	0	0	0	2	1	0	3	0.5	0	0	3	0	0	0	Q001344	161.4	161.9	Q001345 BLANK
						UKBX - KTIN1		0	0	0	0	2	1	0	4	0.5	0	0	2	0	0	0	Q001346	161.9	162.42	
			163.41					0	0	0	0	2	1	0	5	0	0	0	0	0	0	0	Q001347	162.42	163.41	
						KTIN2		0	0	0	0	2	1	0	5	7	0	2	2	0	0	0	Q001348	163.41	165.52	
			165.52																							
		FR	165.6	30°		KTIN1 and UKPO		0	0	0	0	2	1	0	5	4	0	0.5	0.5	0	0	0	Q001349	165.52	166.94	
			166.94																							
						UKPO	Alt. Thorn Stock (166.94-171.2m)-F.G qtz. feldspar porphyry weaves in and out w/ felsic dyke at an angle of 5° to core axis. At 171.2m it intercepts dyke at 30°	2	1	1	0	1	1	2	1	4	0	0.5	0.5	0	0	0	Q001350	166.94	168.24	
								2	1	1	0	1	1	2	1	4	0	1	0.5	0	0	0	Q001351	168.24	169.2	
			171.2					2	1	1	0	1	1	2	1	4	0	1	0.5	0	0	0	Q001352	169.2	170.2	Q001353 STD-MC-18
								2	1	1	0	1	1	2	1	4	0	1	0.5	0	0	0	Q001354	170.2	171.2	
								2	1	1	0	3	1	3	0	4	0	1	0.5	0	0	0	Q001355	171.2	172.0	
						UKBX	OBAN BRECCIA (171.2-288.0m) -same as above. -Mineralization of pyrrhotite present along FR at 179.22m	2	1	1	0	3	1	3	0	4	0	1	0.5	0	0	0	Q001356	172.0	173.0	Q001357 Duplicate
								2	1	1	0	3	1	3	0	4	0	1	0.5	0	0	2	Q001358	173.0	174.0	
								2	1	1	0	3	1	3	0	4	0	1	0.5	0	0	2	Q001359	174.0	175.0	
		FR	175	50°				2	1	1	0	3	1	3	0	4	0	0.5	0.5	0	0	0	Q001360	175.0	176.0	
								2	1	1	0	3	1	3	0	3	0	0.5	0.5	0	0	0	Q001361	176.0	177.0	
		FR	177.8	50°				2	1	1	0	3	1	3	0	4	0	0.5	0.5	0	0	0	Q001362	177.0	178.0	
								2	1	1	0	3	1	3	0	6	0	1.5	1.5	0	0	0	Q001363	178.0	179.0	
180m		FR	179.22	20°				2	1	1	0	3	1	3	0	8	0	3	3	0	0	0	Q001364	179.0	180.0	

BRIXTON METALS

Sheet Number: 10 of 17

Project: THORN Zone: OBAN Logger: Christina Anstey DDH: THN12-85 Date: Oct 13, 2012

Orientation: Az. 170° Depth: 337.72M UTM N: 6491960.356 UTM E: 628779.6573 Core Size: NQ

Dip: -75

GRAPHIC LOG						DESCRIPTION		ALTERATION (1-4)								MINERALIZATION (%)								SAMPLING AND ASSAY			
Scale (1m)	Lithology	Structure	Depth (m)	Angles	Width	Rock Type		Or	Bio	Chl	Epi	Ser	Si	Kao			Py	Gal	Sph	SS	Tet	Cpy			Sample No.	From	To	Control
180m																											
						uKBX	OBAN BRECCIA (171.2-238.0M):	2	1	1	1	3	1	3			12	0	4	3	0.5	0			Q001365	180	181	
		FR	182.0	30°			-same as above	2	1	1	1	3	1	3			12	0	4	3	0.5	0			Q001366	181	182	
							-beginning at 180.0M semi-	2	1	1	1	3	1	3			14	0	4	3	0.5	0			Q001367	182	183	
		FR	184.0	30°			massive Mn present of	2	1	1	1	3	1	3			14	0	4	3	0.5	0			Q001368	183	184	Q001369 BLANK
							py+sph+s.s in matrix	2	1	1	1	3	1	3			7	0	2	0.5	0	0			Q001370	184	185	
		FZN	185.0	50°	2cm		ending at 185.0M	2	1	1	1	3	1	3			10	0	3	2	0	0			Q001371	185	186	
							-FR present at 184.0M w/	2	1	1	1	3	1	3			7	0	3	2	0	0			Q001372	186	187	
							5cm of broken fragmented	2	1	1	1	3	1	3			6	0	1.5	0.5	0	0			Q001373	187	188	
							rock w/ clay cement	2	1	1	1	3	1	3			3	0	0.5	0.5	0	0			Q001374	188	189	Q001375 STD-FCM-6
							-weaving in and out of	2	1	1	1	3	1	3			7	0	2.5	2	0	0			Q001376	189	190	
							Oban and crackle breccia	2	1	1	1	3	1	3			7	0	2	2	0	0			Q001377	190	191	Q001378 Duplicate
							-Broken and rubble from	2	1	1	1	3	1	3			7	0	2	2	0	0			Q001379	191	192	
							197.3-197.45M w/ grey clay	2	1	1	1	3	1	3			5	0	0.5	0.5	0	0			Q001380	192	193	
							-slickenlines parallel to FR	2	1	1	1	3	1	3			5	0	0.5	0.5	0	0			Q001381	193	194	
							surface present at 197.5	2	1	1	1	3	1	3			6	0	2	1	0	0			Q001382	194	195	
							and 198.38M	2	1	1	1	3	1	3			6	0	2	1	0	0			Q001383	195	196	Q001384 BLANK
		VN	197.0	10	2-3 mm		-qtz carb vein present at 197.0M	2	1	1	1	3	1	3			7	0	2	1	0	0			Q001385	196	197	
		FR	197.5	35°				2	1	1	1	3	1	3			8	0	2	1	0	0			Q001386	197	198	Q001387 STD MC-1B
		FR	198.3	40°				2	1	1	1	3	1	3			8	0	2	1	0	0			Q001388	198	199	
200m								2	1	1	1	3	1	3			7	0	2	0.5	0	0			Q001389	199	200	

Sheet Number: 11 of 17

BRIXTON METALS

Project: THORN | Zone: OBAN | Logger: Christina Anstey | DDH: TIIN12-85 | Date: Oct 14, 2012

Orientation: Az 170° Dip: -75° | Depth: 337.72M | UTM N: 6491960.356 | UTM E: 628779.6573 | Core Size: NQ

Scale (1m)	Lithology	Structure	Depth (m)	Angles	Width	Rock Type	DESCRIPTION	Or	Bio	Chl	Epi	Ser	Si	Kao	Py	Gal	Sph	SS	Tet	Cpy	Sample No.	From	To	Control
20.0m						UKBX	OBAN BRECCIA (171.2-238.0M)	2	1	1	1	3	1	3	7	0	2	0.5	0	0	Q001390	200	201	
		FR	201.85	20°			-same as above	2	1	1	1	3	1	3	8	0	2	1	0	0	Q001391	201	202	
							-rare mineralized py clasts	2	1	1	1	3	1	3	8	0	2	1	0	0	Q001392	202	203	
							present	2	1	1	1	3	1	3	7	0	2	1	0	0	Q001393	203	204	
							-Mineralized FR of pytspht	2	1	1	1	3	1	3	7	0	2	1	0	0	Q001394	204	205	
							S.S present at 201.85M	2	1	1	1	3	1	3	6	0	2	1	0.5	0	Q001395	205	206	Q001396 Duplicate
							-Fault zone present from	2	1	1	1	3	1	3	8	0	2.5	2	0	0	Q001397	206	207	
		FZN	207.38	40°	22cm		207.38-207.60M w/	2	1	1	1	3	1	3	7	0	2	1	0	0	Q001398	207	208	
							grey clay and mineralized	2	1	1	1	3	1	3	6	0	1	0.5	0	0	Q001399	208	209	
		FR	209.95	30°			fragments.	2	1	1	1	3	1	3	6	0	1	0.5	0	0	Q001400	209	210	
							-slickenlines present at 30°	2	1	1	1	3	1	3	6	0	1	0.5	0	0	Q001401	210	211	
							to FR at 209.95	2	1	1	1	3	1	3	6	0	1	0.5	0	0	Q001402	211	212	
							-semi-massive py + S.S present	2	1	1	1	3	1	3	6	0	1	0.5	0	0	Q001403	212	213	Q001404 BLANK
							from 218.17-218.6M	2	1	1	1	3	1	3	6	0	1	0.5	0	0	Q001405	213	214	
							-10cm fracture zone	2	1	1	1	3	1	3	8	0	1	0.5	0	0	Q001406	214	215	
							present at 219.44M w/	2	1	1	1	3	1	3	7	0	2	0.5	0	0	Q001407	215	216	Q001408 STD-FCM-6
							broken fragments and	2	1	1	1	3	1	3	6	0	1	0.5	0	0	Q001409	216	217	
		FR	218.6	30°			clay.	2	1	1	1	3	1	3	12	0	8	15	0	0	Q001410	217	218	
								2	1	1	1	3	1	3	6	0	1	0.5	0	0	Q001411	218	219	
2.20m		FZN	219.44	40°	10 cm			2	1	1	1	3	1	3	6	0	1	0.5	0	0	Q001412	219	220	

Sheet Number: 12 of 17

BRIXTON METALS

Project: THORN Zone: OBAN Logger: Christina Anstey DDH: THN12-85 Date: Oct 14, 2012

Orientation: AZ: 170° Dip: -75° Depth: 337.72M UTM N: 6491960.356 UTM E: 628779.6573 Core Size: NQ

GRAPHIC LOG						DESCRIPTION		ALTERATION (1-4)								MINERALIZATION (%)							SAMPLING AND ASSAY			
Scale (1m)	Lithology	Structure	Depth (m)	Angles	Width	Rock Type		Or	Bio	Chl	Epi	Ser	Si	Kao		Py	Gal	Sph	SS	Tet	Cpy		Sample No.	From	To	Control
220m						uhBX	OBAN BRECCIA (171.2-238.0M)	2	1	1	1	3	1	3		7	0	2	0.5	0	0		Q001413	220	221	Q001414 Duplicate
							-same as above	2	1	1	1	3	1	3		6	6	2	0.5	0	0		Q001415	221	222	
							-rare mineralized clasts of py	2	1	1	1	3	1	3		4	0	0.5	0.5	0	0		Q001416	222	223	
							present 2-3cm wide.	2	1	1	1	3	1	3		5	0	0.5	0.5	0	0		Q001417	223	224	
							-Start of semi-massive min	2	1	1	1	3	1	3		6	0	2	0.5	0	0		Q001418	224	225	
							at 228.5M	2	1	1	1	3	1	3		6	0	2	0.5	0	0		Q001419	225	226	
							-Slickenlines parallel to FR	2	1	1	1	3	1	3		6	0	2	0.5	0	0		Q001420	226	227	Q001421 BLANK
							surface at 229.8M	2	1	1	1	3	1	3		7	0	2	0.5	0	0		Q001422	227	228	
							-qtz carb vein present at 229.5	2	1	1	1	3	1	3		9	0	3	2	0	0		Q001423	228	229	
		VN FR	229.5 229.8	40° 30°	1MM		-at 230.15M semi-massive	2	1	1	1	3	1	3		15	0	4	4	0	0		Q001424	229	230	
							Min contains cpy+py+sph	2	1	1	1	3	1	3		13	0	4	3	0.5	5		Q001425	230	231	
							w/ running S.S	2	1	1	1	3	1	3		12	0	4	6	0.5	4		Q001426	231	232	
		FR	233	20°			-at 232.65M core is heavily	2	1	1	1	3	1	3		13	0	4	6	0.5	3		Q001427	232	233	
							fractured (feeder zone style)	2	1	1	1	3	1	3		12	0	4	6	0.5	2		Q001428	233	234	Q001429 STD-ME-18
							w/ veining of py+sph+cpy and	2	1	1	1	3	1	3		14	0	3	6	0	0		Q001430	234	235	
							S.S present w/ soft clay	2	1	1	1	3	1	3		12	0	3	8	0	0		Q001431	235	236	
		VN	237 238.0	50°	2MM		-Another F.Z. area at 234.0M	2	1	1	1	3	1	3		12	0	3	8	0	0		Q001432	236	237	
							w/ less cpy + mostly broken + recemented	2	1	1	1	3	1	3		12	0	3	8	0	0		Q001433	237	238	
		VN	239	60°	1MM	uhPO	Alt THORN STOCK (238.0-255.9M)	2	1	1	1	3	1	3		8	0	0.5	4	0	0		Q001434	238	239	
240m							-Fine grained green/grey porphyry	2	1	1	1	3	1	3		6	0	0.5	4	0	0		Q001435	239	240	Q001436 Duplicate

BRIXTON METALS

Sheet Number: 13 of 17

Project: THORN Zone: OBAN Logger: Christina Anstey DDH: THN12-85 Date: Oct 14, 2012

Orientation: Az: 170° Dip: -75 Depth: 337.72m UTM N: 6491960.356 UTM E: 628779.6573 Core Size: NQ

GRAPHIC LOG						DESCRIPTION		ALTERATION (1-4)								MINERALIZATION (%)								SAMPLING AND ASSAY			
Scale (1m)	Lithology	Structure	Depth (m)	Angles	Width	Rock Type		Or	Bio	Chl	Epi	Ser	Si	Kao			Py	Gal	Sph	SS	Tet	Cpy			Sample No.	From	To	Control
240m																											
						uKPO	Alt THORN STOCK (238.0-255.9m)	2	1	1	0	1	1	2			4	0	0	2	0	0			Q001437	240	241	
							-veinlettes present throughout	2	1	1	0	1	1	2			4	0	0	2	0	0			Q001438	241	242	
							-at 240.18m all rock is	2	1	1	0	1	1	2			4	0	0	2	0	0			Q001439	242	243	Q001440 BLANK
							broken/rubble to 244.0m	2	1	1	0	1	1	2			4	0	0	2	0	0			Q001441	243	244	
							-diss py + s.s throughout	2	1	1	0	1	1	2			4	0	0	2	0	0			Q001442	244	245	
							-at 244.0m rock is less rubbly	2	1	2	0	1	1	2			5	0	0	2	0	0			Q001443	245	246	
		VN	247.5	50°	2mm		but still heavily fractured	2	1	2	0	1	1	2			5	0	0.5	2	0	0			Q001444	246	247	
		FR	248	30°			-From 245.50 to 245.65m	2	1	2	0	1	1	2			5	0	0.5	2	0	0			Q001445	247	248	
							chl alt increased w/ many	2	1	2	0	1	1	2			5	0	0.5	2	0	0			Q001446	248	249	
							qtz carb veinlets and some	2	1	2	0	1	1	2			5	0	0.5	2	0	0			Q001447	249	250	
							py veining	2	1	2	0	1	1	2			5	0	0.5	2	0	0			Q001448	250	251	Q001449 STD-FCM-6
							-Slickenlines parallel to FR	2	1	2	0	1	1	2			7	0	0.5	4	0	0			Q001450	251	252	
							surface present at 248.0m	2	1	1	0	1	1	2			3	0	0.5	0.5	0	0			Q001451	252	253	
		FR	254.0	30°			-Py+S.S veins present at	2	1	1	0	1	1	2			3	0	0.5	0.5	0	0			Q001452	253	254	Q001453 Duplicate
		VN	254.9	60°	4cm		254.9, 255.4 and 247.5m	2	1	1	0	1	1	2			6	0	2	3	0	0			Q001454	254	255	
		VN	255.4	40°	1cm			2	1	1	0	1	1	2			6	0	2	3	0	0			Q001455	255	256	
			255.9																								
		FR	257.4	40°		uKBX	OBAN BRECCIA (255.9-337.72m)	2	1	1	0	3	1	3			8	0	3	2	0	0			Q001456	256	257	
							-same as above,	2	1	1	0	3	1	3			10	0	3	2	0.5	2			Q001457	257	258	
							-slickenlines present on FR	2	1	1	0	3	1	3			10	0	3	4	0	0			Q001458	258	259	
260 m							surface at 257.4m	2	1	1	0	3	1	3			8	0	3	2	0	0			Q001459	259	260	

BRIXTON METALS

Sheet Number: 14 of 17

Project: THORN Zone: ORAN Logger: Christina Anstey DDH: THN12-85 Date: Oct 14, 2012

Orientation: Az: 170° Dip: -75° Depth: 337.72m UTM N: 6491960.356 UTM E: 628779.6573 Core Size: NQ

GRAPHIC LOG						DESCRIPTION		ALTERATION (1-4)								MINERALIZATION (%)								SAMPLING AND ASSAY			
Scale (1m)	Lithology	Structure	Depth (m)	Angles	Width	Rock Type		Or	Bio	Chl	Epi	Ser	Si	Kao		Py	Gal	Sph	SS	Tet	Cpy			Sample No.	From	To	Control
260m						UKBX	ORAN BRECCIA (255.9-337.72m	2	1	1	0	3	1	3		7	0	3	3	0	1.5			QU01460	260	261	
							- Mineralized clasts of py±	2	1	1	0	3	1	3		7	0	3	3	0	1.5			QU01461	261	262	
							cpy present 1-3cm wide	2	1	1	0	3	1	3		8	1.5	3	3	0	2			QU01462	262	263	
							- Mineralization also occurs in	2	1	1	0	3	1	3		12	0	3	3	0	2			QU01463	263	264	QU01464 BLANK
							matrix around frags in breccia	2	1	1	0	3	1	3		10	0	3	6	0	3			QU01465	264	265	
		FR	265.4	10°			- at 263.15 feeder zone style	2	1	1	0	3	1	3		10	0	3	6	0	3			QU01466	265	266	
							rock present w/ semi-massive	2	1	1	0	3	1	3		8	0	3	4	0	1.5			QU01467	266	267	
							min. zone along w/ grey clay	2	1	1	0	3	1	3		7	0	2	3	0	1			QU01468	267	268	
							and qtz carb veins to 266.1m	2	1	1	0	3	1	3		7	0	0.5	0.5	0	0.5			QU01469	268	269	QU01470 STD-ME-18
		FR	270.5	5°			- semi-massive min. present at	2	1	1	0	3	1	3		7	0	0.5	2	0	0.5			QU01471	269	270	
							277m w/ more abundant cpy	2	1	1	0	3	1	3		10	0	4	4	0.5	4			QU01472	270	271	
							which weaves in and out	2	1	1	0	3	1	3		15	0	4	6	0.5	12			QU01473	271	272	
							and ends at 308.0m	2	1	1	0	3	1	3		16	6	6	8	2	8			QU01474	272	273	
							- at 282.0m py rims cpy which	2	1	1	0	3	1	3		12	0	2	3	0.5	4			QU01475	273	274	QU01476 Duplicate
							is running gal+sph+ss	2	1	1	0	3	1	3		18	2.5	2	3	0.5	9			QU01477	274	275	
							- at 277.5 cpy becomes more	2	1	1	0	3	1	3		15	2.5	3	5	0.5	6			QU01478	275	276	
							patchy and mixed w/ py	2	1	1	0	3	1	3		12	0	3	5	0.5	0.5			QU01479	276	277	
							- weaving in and out of	2	1	1	0	3	1	3		12	0.5	3	5	0.5	5			QU01480	277	278	
							T.S present at 272.0m	2	1	1	0	3	1	3		12	0.5	3	5	0.5	6			QU01481	278	279	
280m								2	1	1	0	3	1	3		15	0.5	3	6	0.5	20			QU01482	279	280	

BRIXTON METALS

Sheet Number: 15 of 17

Project: THORN Zone: OBAN Logger: Christina Ansty DDH: THN12-85 Date: Oct 15, 2012

Orientation: Az: 170° Dip: -75° Depth: 337.72 M UTM N: 6491960.356 UTM E: 628779.6573 Core Size: NQ

GRAPHIC LOG						DESCRIPTION		ALTERATION (1-4)								MINERALIZATION (%)								SAMPLING AND ASSAY			
Scale (1m)	Lithology	Structure	Depth (m)	Angles	Width	Rock Type		Or	Bio	Chl	Epi	Ser	Si	Kao			Py	Gal	Sph	SS	Tet	Cpy	Eng	Asp	Sample No.	From	To	Control
280m						4KBX	OBAN BRECCIA (255.9-337.72M	2	1	1	0	3	1	3			15	0.5	2	8	0.5	15	?	0	Q001483	280	281	
							-same as above	2	1	1	0	3	1	3			15	0.5	2	8	0.5	15	?	0	Q001484	281	282	
							-cpy+py rimming rock flower fragments	2	1	1	0	3	1	3			15	0.5	2	8	0.5	15	?	0	Q001485	282	283	
							-semi-massive, veinlets, fracture infill and rimming styles of min. present.	2	1	1	0	3	1	3			15	0	1	6	0.5	10	0	0	Q001486	283	284	Q001487 BLANK
								2	1	1	0	3	1	3			15	0	2	8	0.5	10	0	0	Q001488	284	285	
								2	1	1	0	3	1	3			15	0	2	8	0.5	15	0	0	Q001489	285	286	
								2	1	1	0	3	1	3			10	0	2	2	0	0.5	0	0	Q001490	286	287	
							-From 287.7 to 288.0M Fault zone style of rock is present w/ grey clay, qtz carb and frags that contain cpy + py mins	2	1	1	0	3	1	3			15	0.5	2	8	0.5	15	?	0	Q001491	287	288	
		FR	288.5	30°	2MM			2	1	1	0	3	1	3			5	0	1	2	0	0	0	0.5	Q001492	288	289	Q001493 STD-FCM-16
		VN	290.5	10°	2MM			2	1	1	0	3	1	3			5	0	1	2	0	0	0	0.5	Q001494	289	290	
		FR	290.7	40°				2	1	1	0	3	1	3			7	0	1	2	0	0	0	0.5	Q001495	290	291	
		VN	291.9	20°	4MM		-py+S.S veins present at 288.5, 290.5 and 291.9M	2	1	1	0	3	1	3			8	0	1	3	0	0	0	0.5	Q001496	291	292	
								2	1	1	0	3	1	3			12	3	2	5	0.5	8	0	0	Q001497	292	293	
							-Min. FR present at 290.7M	2	1	1	0	3	1	3			10	0.5	2	5	0.5	7	0	0	Q001498	293	294	Q001499 Duplicate
							-From 292.9 to 293.0M semi-Massive min of S.S+gal rimming py and patchy cpy	2	1	1	0	3	1	3			10	0.5	0.5	3	0	1	0	0	Q001499	294	295	
								2	1	1	0	3	1	3			10	0	3	5	0	2	0	0	Q001500	295	296	
								2	1	1	0	3	1	3			12	0	3	5	0	2	0	0	Q001501	296	297	
							-Sliver cm's running 90° to FR surface present at 295.0M	2	1	1	0	3	1	3			14	0	3	5	0	2	0	0	Q001502	297	298	
								2	1	1	0	3	1	3			14	0	3	5	0	2	0	0	Q001503	298	299	
300m								2	1	1	0	3	1	3			15	0	3	5	0	2	0	0	Q001504	299	300	Q001505 Blank

-cpy diss starts at 294.0M

BRIXTON METALS

Sheet Number: 16 of 17

Project: THORN Zone: OBAN Logger: Christine Anstup DDH: THN12-85 Date: Oct 15, 2012

Orientation: Az: 170° Dip: -75° Depth: 337.72M UTM N: 6491960.356 UTM E: 628779.6573 Core Size: NQ

GRAPHIC LOG						DESCRIPTION		ALTERATION (1-4)								MINERALIZATION (%)								SAMPLING AND ASSAY			
Scale (1m)	Lithology	Structure	Depth (m)	Angles	Width	Rock Type		Or	Bio	Chl	Epi	Ser	Si	Kao		Py	Gal	Sph	SS	Tet	Cpy	Asp		Sample No.	From	To	Control
300m						UBBX	OBAN BRECCIA (255.9-337.72M)	2	1	1	0	3	1	3		6	0	0.5	3	0	2	0		QU01506	300	301	
		FR	301.5	30°			-same as above.	2	1	1	0	3	1	3		16	0	2	5	0	2	0		QU01507	301	302	
							-slickenlines present at 301.5M	2	1	1	0	3	1	3		12	0	2	5	0	2	0		QU01508	302	303	
							running 90° to FR surface.	2	1	1	0	3	1	3		12	0	2	8	0	2	0		QU01509	303	304	
							-continued weaving in and	2	1	1	0	3	1	3		13	0	2	8	0	2	0		QU01510	304	305	
							out of Oban breccia,	2	1	1	0	3	1	3		6	0	0.5	3	0	2	3		QU01511	305	306	QU01512 STD-ME-18
		FR	306	10°			crackle breccia and	2	1	1	0	3	1	3		8	0	0.5	0.5	0	2	3		QU01513	306	307	
		FR	307	20°			Thorn stock	2	1	1	0	3	1	3		12	0	2	8	0	2	0		QU01514	307	308	
							-Mineralization is found as	2	1	1	0	3	1	3		6	0	0.5	4	0	2	0		QU01515	308	309	
							veins, Matrix infill around	2	1	1	0	3	1	3		6	0	0.5	4	0	2	0		QU01516	309	310	
		FR	310.7	55°			fragments and rare min.	2	1	1	0	3	1	3		6	0	0.5	4	0	2	0		QU01517	310	311	QU01518 Duplicate
							clasts	2	1	1	0	3	1	3		10	0	3	5	0	2	0		QU01519	311	312	
							-diss cpy present to end	2	1	1	0	3	1	3		10	0	3	5	0	2	0		QU01520	312	313	
							of hole.	2	1	1	0	3	1	3		10	0	3	5	0	2	0		QU01521	313	314	
							-Slickenlines present at 310.7	2	1	1	0	3	1	3		10	0	3	5	0	2	0		QU01522	314	315	QU01523 BLANK
							and 319.4M parallel to	2	1	1	0	3	1	3		8	0	2	4	0	2	0		QU01524	315	316	
							FR surface. and at	2	1	1	0	3	1	3		8	0	2	4	0	2	0		QU01525	316	317	
							319.6 slicks are 90° to FR	2	1	1	0	3	1	3		8	0	2	4	0	2	0		QU01526	317	318	
								2	1	1	0	3	1	3		8	0	2	4	0	2	0		QU01527	318	319	
		FR	319.4	20°				2	1	1	0	3	1	3		10	0	2	4	0	2	0		QU01528	319	320	
320m		FR	319.6	40°																							

BRIXTON METALS

Sheet Number: 17 of 17

Project: THORN Zone: OBAN Logger: Chrishna Anstey DDH: THN12-85 Date: Oct 15, 2012

Orientation: Az: 170° Dip: -75° Depth: 337.72m UTM N: 6491960.356 UTM E: 628779.6573 Core Size: NQ

GRAPHIC LOG						DESCRIPTION		ALTERATION (1-4)								MINERALIZATION (%)								SAMPLING AND ASSAY			
320m Scale (1m)	Lithology	Structure	Depth (m)	Angles	Width	Rock Type		Or	Bio	Chl	Epi	Ser	Si	Kao			Py	Gal	Sph	SS	Tet	Cpy	Asp		Sample No.	From	To	Control
						UKBX	OBAN BRECCIA (255.9-337.72m)	2	1	1	0	3	1	3			6	0	2	3	0	2	0.5		QQ01529	320	321	QQ01530 STD-FCM-6
							- same as above.	2	1	1	0	3	1	3			8	0	2	3	0	2	0.5		QQ01531	321	322	
							- Mostly Oban breccia w/	2	1	1	0	3	1	3			8	0	2	3	0	2	0		QQ01532	322	323	
							1-4 cm fragments to end	2	1	1	0	3	1	3			6	0	2	3	0	2	0		QQ01533	323	324	
							of hole w/ some larger	2	1	1	0	3	1	3			12	0	2	3	0	2	0		QQ01534	324	325	
		VN	326	90°	6cm		Thorn stock Frags.	2	1	1	0	3	1	3			10	0	2	4	0.5	2	0		QQ01535	325	326	QQ01536 Duplicate
							-at 326.0m 6cm qtz	2	1	1	0	3	1	3			8	0	2	4	0	2	0		QQ01537	326	327	
		FR	327.5	30°			vein present 90° to	2	1	1	0	3	1	3			8	0	2	4	0	2	0		QQ01538	327	328	
		FR	328.5	30°			core axis	2	1	1	0	3	1	3			8	0	2	4	0	2	0		QQ01539	328	329	
		FR	331	10°				2	1	1	0	3	1	3			8	0	2	4	0	2	0		QQ01540	329	330	
								2	1	1	0	3	1	3			8	0	2	4	0	2	0		QQ01541	330	331	
								2	1	1	0	3	1	3			8	0	2	4	0	2	0		QQ01542	331	332	
								2	1	1	0	3	1	3			8	0	2	4	0	2	0		QQ01543	332	333	QQ01544 BLANK
								2	1	1	0	3	1	3			8	0	2	4	0	2	0		QQ01545	333	334	
		FR	335.5	20°				2	1	1	0	3	1	3			8	0	2	4	0	2	0		QQ01546	334	335	
			337.72					2	1	1	0	3	1	3			8	0	2	4	0	2	0		QQ01547	335	336	
								2	1	1	0	3	1	3			10	0	2	4	0	2	0		QQ01548	336	337	
								2	1	1	0	3	1	3			10	0	2	4	0	2	0		QQ01549	337	337.72	
							END OF HOLE																				
340m																											

BRIXTON METALS

Sheet Number: 1 of 7

Project: THORN Zone: OBAN Logger: Christina Anstey DDH: THN12-860 Date: Oct 16, 2012

Orientation: Az: 145° Dip: -75 Depth: 130.45 M UTM N: 6491983.138 UTM E: 628834.3802 Core Size: NQ

GRAPHIC LOG						DESCRIPTION		ALTERATION (1-4)								MINERALIZATION (%)								SAMPLING AND ASSAY			
Scale (1m)	Lithology	Structure	Depth (m)	Angles	Width	Rock Type		Or	Bio	Chl	Epi	Ser	Si	Kao		Py	Gal	Sph	SS	Tet	Cpy			Sample No.	From	To	Control
0m			4.57			OVB																					
		VN	5.7	60°	0.03 M	UKPO	Alt THORN STOCK (4.57-885.4M)	2	1	1	0	1	1	2		10	0	0.5	4	0	0			Q001551	4.57	6.0	Q001552 STD-ME 13
		FR	7.0	60°			-F.G green/grey porphyry	2	1	1	0	1	1	2		5	0	0	2	0	0			Q001553	6.0	7.0	
		FR	8.5	45°			-broken and rubble to 6.3M	2	1	1	0	1	1	2		5	0	0	2	0	0			Q001554	7.0	8.0	
							w/ oxidation on surfaces.	2	1	1	0	1	1	2		5	0	0	0.5	0	0			Q001555	8.0	9.0	
							-Dissem py present throughout	2	1	1	0	1	1	2		5	0	0	2	0	0			Q001556	9.0	11.0	
							-Py+S.S veins present at 5.7, 14.3, 15.6 + 15.9M																				
							-at 6.3M a rock flower bleb present	2	1	1	0	1	1	2		5	0	0.5	2	0	0			Q001557	11.0	12.0	
							-at 7.0 a FR w/ oxidation and	2	1	1	0	1	1	2		5	0	0	4	0	0			Q001558	12.0	13.0	Q001559 Duplicate
							Manganese and another present at 7.3M	2	1	1	0	1	1	2		8	0	2	6	0	0			Q001560	13.0	14.0	
		VN	14.3	30°			-occasional dark grey overprinting	2	1	1	0	1	1	2		6	0	0.5	2	0	0			Q001561	14.0	15.0	
		VN	15.6	50°			clasts present 1-4 CM wide.	2	1	1	0	1	1	2		6	0	0.5	4	0	0			Q001562	15.0	16.0	
		VN	15.9	50°			-broken and rubble from 9.66-9.94	2	1	1	0	1	1	2		5	0	0.5	2	0	0			Q001563	16.0	17.0	
		FR	16.2	60°			and 11.58-13.60 is fault gauge.	2	1	1	0	1	1	2		6	0	1	3	0	0			Q001564	17.0	18.0	Q001565 BLANK
		FR	18.05	10°			-occasional py veinlets throughout	2	1	1	0	1	1	2		5	0	0.5	2	0	0			Q001565	18.0	19.0	
20m							-Py+Sph+S.S veining from 13-14M	2	1	1	0	1	1	2		6	0	1	3	0	0			Q001567	19.0	20.0	

-Slickenlines parrallel to FR present at 16.2 + 18.05 M

BRIXTON METALS

Sheet Number: 2 of 7

Project: THORN Zone: OBAN Logger: Christina Anstey DDH: THN12-86 Date: Oct 16, 2012

Orientation: Az: 145° Dip: -75° Depth: 130.45M UTM N: 6491983.138 UTM E: 628834.3802 Core Size: NQ

GRAPHIC LOG						DESCRIPTION		ALTERATION (1-4)								MINERALIZATION (%)								SAMPLING AND ASSAY			
Scale (1m)	Lithology	Structure	Depth (m)	Angles	Width	Rock Type		Or	Bio	Chl	Epi	Ser	Si	Kao			Py	Gal	Sph	SS	Tet	Cpy			Sample No.	From	To	Control
20m						UMPO	THORN STOCK (4.57-88.54M)	2	1	1	0	1	1	2			5	0	0	1	0	0			Q001568	20.0	21.0	
							-Fault gauge present from 20.85-21M w/ grey clay + diss. sulphides. -Fractures are oxidized.	2	1	1	0	1	1	2			5	0	0	0.5	0	0			Q001569	21.0	24.0	
							-Missing core from 21-23.77M - washed out	2	1	1	0	1	1	2			5	0	0	0.5	0	0			Q001570	24.0	25.5	Q001571 STD-FCM-6
							-broken/rubble from 27.10-27.85M w/ fault gauge material	2	1	1	0	1	1	2			5	0	0	0.5	0	0			Q001572	25.5	26.5	
								2	1	1	0	1	1	2			5	0	0	0.5	0	0			Q001573	26.5	27.5	
		VN	27.5	5°	3MM-1.5CM		-qtz carb vein present from 27.9-28.5M	2	1	1	0	1	1	2			5	0	0	1	0	0			Q001574	27.5	28.5	
		FLT	29.4				-Slickenlines present at 29.75 // to FLT	2	1	1	0	1	1	2			5	0	0	1	0	0			Q001575	28.5	29.5	Q001576 Duplicate
		FLT	29.75	60°			-Fault at 29.4M w/ offset. -Some qtz blebs and veining between 31.5-32.5M	2	1	1	0	1	1	2			5	0	0	3	0	0			Q001577	29.5	30.5	
								2	1	1	0	1	1	2			5	0	0	2	0	0			Q001578	30.5	31.5	
		FLT	32.15					2	1	1	0	1	1	2			5	0	0	2	0	0			Q001579	31.5	32.5	
		FLT	32.30	20°			-Fault gauge 5CM wide at 32.15 -Fault gauge present from 32.30-32.60M w/ minor mineralization	2	1	1	0	1	1	2			7	0	0	2	0	0			Q001580	32.5	33.5	
		FR	33.5	10°				2	1	1	0	1	1	2			5	0	0.5	1	0	0			Q001581	33.5	34.5	
								2	1	1	0	1	1	2			6	0	0	2	0	0			Q001582	34.5	35.5	Q001583 BLANK
		FLT	35.65	10°			-Slickenlines on edge of a piece of core at 33.0M -33.5M FR offsetting PyVein	2	1	1	0	1	1	2			6	0	0	1	0	0			Q001584	35.5	36.5	
								2	1	1	0	1	1	2			6	0	0	1	0	0			Q001585	36.5	37.5	
		VN	38.5	30°	0.5-1CM			2	1	1	0	1	1	2			7	0	0	3	0	0			Q001586	37.5	38.5	
		FLT	39.25	50°			-Slickenlines // to FLT at 35.65 + 39.25M	2	1	1	0	1	1	2			5	0	0	1	0	0			Q001587	38.5	39.5	Q001588 TD-ME-18
40m		VN	39.5	30°	1MM		-Py ± Sl veins at 38.5 and 39.5M	2	1	1	0	1	1	2			5	0	0	1	0	0			Q001589	39.5	40.5	

BRIXTON METALS

Sheet Number: 3 of 7

Project: THORN Zone: OBAN Logger: Christina Amsty DDH: THN12-86 Date: Oct 16, 2012

Orientation: Az: 145° Depth: 130.45M UTM N: 6491983.138 UTM E: 628834.3802 Core Size: NQ

Dip: -75°

GRAPHIC LOG						DESCRIPTION		ALTERATION (1-4)								MINERALIZATION (%)								SAMPLING AND ASSAY			
Scale (1m)	Lithology	Structure	Depth (m)	Angles	Width	Rock Type		Or	Bio	Chl	Epi	Ser	Si	Kao		Py	Gal	Sph	SS	Tet	Cpy			Sample No.	From	To	Control
40m		VN	40.1	50°		UKPO	THORN STOCK (4.57-88.54M)																				
		FR	40.89	40°			-Py vein present at 40.1M	2	1	1	0	1	1	2		5	0	0	0.5	0	0			Q001590	40.5	41.5	
		FR	42.1	20°			-at 42.6M semi-massive min	2	1	1	0	1	1	2		5	0	0	1	0	0			Q001591	41.5	42.5	
							of py+sph+S.S for 30cm	2	1	1	0	1	1	2		14	0	3	6	0	0			Q001592	42.5	43.5	
							-From 42.0-43.15 is broken/rubble	2	1	1	0	1	1	2		10	0	3	6	0	0			Q001593	43.5	44.5	
							w/ some fault gauge mat	2	1	1	0	1	1	2		10	0	3	6	0	0			Q001594	44.5	45.5	
							-at 44.0M minor cpy ass w/ py.	2	1	1	0	1	1	2		7	0	0.5	2	0	0			Q001595	45.5	46.5	
		FLT	46.5	30°			-rare py mineralized clasts	2	1	1	0	1	1	2		7	0	0.5	4	0	0			Q001596	46.5	47.5	Q001597 Duplicate
							present 1-2cm wide	2	1	1	0	1	1	2		9	0	1.5	5	0	0			Q001598	47.5	48.5	
		VN	48.0	20°	1-2 cm		-Fault gauge from 46.5-46.75 at 30°	2	1	1	0	1	1	2		12	0	1.5	6	0	0			Q001599	48.5	49.5	
		VN	49.0	50°	1-3 mm		-Py present in blebs and veins	2	1	1	0	1	1	2		8	0	0	3	0	0			Q001600	49.5	50.5	
							-Fracture at 54.75 w/ slickenlines	2	1	1	0	1	1	2		8	0	0	2	0	0			Q001601	50.5	51.5	
							parallel to fracture surface	2	1	1	0	1	1	2		14	0	0	3	0	0			Q001602	51.5	52.5	Q001608 BLANK
		VN	53.85	30°	3mm		-Fault gauge present between	2	1	1	0	1	1	2		16	0	0	3	0	0			Q001604	52.5	53.5	
		VN	54.4	30°	0.2-2 cm		56.0-57.05M	2	1	1	0	1	1	2		14	0	0	2	0	0			Q001605	53.5	54.5	
		VN	54.8	30°	0.3-1 cm		-Py±S.S veins present at	2	1	1	0	1	1	2		10	0	0	2	0	0			Q001606	54.5	55.5	
		FR	54.75	30°			48.0 and 49.0 M. and	2	1	1	0	1	1	2		8	0	0	2	0	0			Q001607	55.5	56.5	
							53.85 and 54.4 and 54.8M	2	1	1	0	1	1	2		8	0	0	2	0	0			Q001608	56.5	57.5	Q001609 STD: FCM-6
		FR	59.0	20°				2	1	1	0	1	1	2		10	0	0	2	0	0			Q001610	57.5	58.5	
60m								2	1	1	0	1	1	2		7	0	0	2	0	0			Q001611	58.5	59.5	
																								Q001612	59.5	60.5	

BRIXTON METALS

Sheet Number: 4 of 7

Project: THORN Zone: OBAN Logger: Christina Anstey DDH: THN12-86 Date: Oct 16, 2012

Orientation: Az: 145° Dip: -75 Depth: 130.45 M UTM N: 6491983.138 UTM E: 628834.3802 Core Size: NQ

GRAPHIC LOG						DESCRIPTION		ALTERATION (1-4)							MINERALIZATION (%)						SAMPLING AND ASSAY			
Scale (1m)	Lithology	Structure	Depth (m)	Angles	Width	Rock Type		Or	Bio	Chl	Epi	Ser	Si	Kao	Py	Gal	Sph	SS	Tet	Cpy	Sample No.	From	To	Control
60m						UKPO	THORN STOCK (4.57-88.54M)																	
							- same as above	2	1	1	0	1	1	2	7	0	0	2	0	0	Q001613	60.5	61.5	
							- py+ S.S vein at 62.4 and 67.5M	2	1	1	0	1	1	2	7	0	0	2	0	0	Q001614	61.5	62.5	
		VN	62.4	15°	1.5 CM		and 69.4M and 70.5M	2	1	1	0	1	1	2	7	0	0	2	0	0	Q001615	62.5	63.5	Q001616 Duplicate
							- Fracture w/ qtz carb infill	2	1	1	0	1	1	2	7	0	0	2	0	0	Q001617	63.5	64.5	
							present at 75.35M	2	1	1	0	1	1	2	7	0	0	2	0	0	Q001618	64.5	65.5	
							- at 76.35M fracture present	2	1	1	0	1	1	2	7	0	0	2	0	0	Q001619	65.5	66.5	
							w/ a slight fabric in	2	1	1	0	1	1	2	7	0	0	2	0	0	Q001620	66.5	67.5	
		VN	67.5	15°	2MM		surrounding rock and	2	1	1	0	1	1	2	7	0	0	2	0	0	Q001621	67.5	68.5	
							py+ S.S infill	2	1	1	0	1	1	2	7	0	0	2	0	0	Q001622	68.5	69.5	
		VN	69.4	40°	0.5 CM		- at 75.9M Fault gouge	2	1	1	0	1	1	2	7	0	0	2	0	0	Q001623	69.5	70.5	
		VN	70.5	60°	1CM		1cm wide	2	1	1	0	1	1	2	7	0	0	2	0	0	Q001624	70.5	71.5	
								2	1	1	0	1	1	2	7	0	0	2	0	0	Q001625	71.5	72.5	Q001626 Blank
								2	1	1	0	1	1	2	7	0	0	2	0	0	Q001627	72.5	73.5	
								2	1	1	0	1	1	2	7	0	0	2	0	0	Q001628	73.5	74.5	
		FLT	75.9	60°	1CM			2	1	1	0	1	1	2	7	0	0	2	0	0	Q001629	74.5	75.5	
		FR	75.5	40°				2	1	1	0	1	1	2	7	0	0	2	0	0	Q001630	75.5	76.5	Q001631 STD-ME-18
		FR	76.5	20°	1-2 CM			2	1	1	0	1	1	2	7	0	0	2	0	0	Q001632	76.5	77.5	
								2	1	1	0	1	1	2	7	0	0	2	0	0	Q001633	77.5	78.5	
								2	1	1	0	1	1	2	7	0	0	2	0	0	Q001634	78.5	79.5	
80m								2	1	1	0	1	1	2	7	0	0	2	0	0	Q001635	79.5	80.5	

BRIXTON METALS

Sheet Number: 5 of 7

Project: THORN Zone: QBAN Logger: Christina Anstey DDH: THN12-86 Date: Oct 16, 2012

Orientation: Az: 145° Dip: -75 Depth: 130.45 M UTM N: 6491983.138 UTM E: 628834.3862 Core Size: NQ

GRAPHIC LOG						DESCRIPTION		ALTERATION (1-4)								MINERALIZATION (%)								SAMPLING AND ASSAY			
Scale (1m)	Lithology	Structure	Depth (m)	Angles	Width	Rock Type		Or	Bio	Chl	Epi	Ser	Si	Kao		Py	Gal	Sph	SS	Tet	Cpy	hem		Sample No.	From	To	Control
80m						UKPD	THORN STOCK (4.57-88.54M)																				
		VN	81.69	50°	1-2 MM		-same as above	2	1	1	0	1	1	2		6	0	0	1	0	0	0		Q001636	80.5	81.5	Q001637 Duplicate
		VN	82.7	30°	1-2 MM		-qtz carb vein at 81.69	2	1	1	0	1	1	2		6	0	0	1	0	0	0		Q001638	81.5	82.5	
		VN	84.1	30°	1-2 MM		-Py+5.5 vein at 82.7M	2	1	1	0	1	1	2		6	0	0	1	0	0	0		Q001639	82.5	83.5	
		VN	85.65	30°	1-2 MM		-qtz+carb+5.5 veins present at 84.1 and 85.65M	2	1	1	0	1	1	2		6	0	0	1	0	0	0		Q001640	83.5	84.5	
								2	1	1	0	1	1	2		6	0	0	1	0	0	0		Q001641	84.5	85.5	
							-Semi-massive min of hem+alt (pos. sph)+5.5 at 88.45M 5cm wide	2	1	1	0	1	1	2		6	0	0	1	0	0	0		Q001642	85.5	86.5	
			88.54					2	1	1	0	1	1	2		6	0	0	1	0	0	0		Q001643	86.5	87.5	Q001644 BLANK
				50°				2	1	1	0	1	1	2		6	0	0	1	0	0	2		Q001645	87.5	88.54	
						KTIN	Weaving in and out of Felsic and intermediate dyke with no pattern (patchy). Felsic dyke contains Flamme crystals 1-2MM wide	0	0	0	0	2	1	0		0.5	0	0	0	0	0	0		Q001646	88.54	90.5	
								0	0	0	0	2	1	0		0.5	0	0	0	0	0	0		Q001647	90.5	92.5	
			94.65				-intermediate contains carbclasts+veins	0	0	0	0	2	1	0		0.5	0	0	0	0	0	0		Q001648	92.5	94.65	
				20°																							
		FR	95.27	30°		UKPD	At THORN STOCK (94.65-130.45M)	2	1	1	0	1	1	2		6	0	0	0.5	0	0	0		Q001649	94.65	95.5	Q001650 STD-FCM-6
								2	1	1	0	1	1	2		7	0	0	0.5	0	0	0		Q001651	95.5	96.5	
		VN	97.25	15°			-cooling layers visible along the edge of the dyke	2	1	1	0	1	1	2		7	0	0	0.5	0	0	0		Q001652	96.5	97.5	
							-Slickenlines present on FR surface parallel to FR at 95.27	2	1	1	0	1	1	2		7	0	0	0.5	0	0	0		Q001653	97.5	98.5	
								2	1	1	0	1	1	2		7	0	0	0.5	0	0	0		Q001654	98.5	99.5	
00m							-Py vein present at 97.25M	2	1	1	0	1	1	2		7	0	0	0.5	0	0	0		Q001655	99.5	100.5	

BRIXTON METALS

Sheet Number: 6 of 7

Project: THORN Zone: OBAN Logger: Christina Anstey DDH: THN12-86 Date: Oct 16, 2012

Orientation: Az: 145° Dip: -75° Depth: 130.45M UTM N: 6491983.138 UTM E: 628834.3802 Core Size: NQ

GRAPHIC LOG						DESCRIPTION		ALTERATION (1-4)								MINERALIZATION (%)								SAMPLING AND ASSAY			
Scale (1m)	Lithology	Structure	Depth (m)	Angles	Width	Rock Type		Or	Bio	Chl	Epi	Ser	Si	Kao		Py	Gal	Sph	SS	Tet	Cpy			Sample No.	From	To	Control
100m		VN	100.5	30°	3MM	UKPO	Alt THORN STOCK (94.65-130.45M)	2	1	1	0	1	1	2		9	0	0	3	0	0			Q001656	100.5	101.5	
							- same as above.	2	1	1	0	1	1	2		6	0	0	0.5	0	0			Q001657	101.5	102.5	Q001658 Duplicate
		VN	103.6	30°	2MM		- qtz + S.St py vein at 100.5M	2	1	1	0	1	1	2		6	0	0	0.5	0	0			Q001659	102.5	103.5	
							- py vein present at 103.6M	2	1	1	0	1	1	2		6	0	0	0.5	0	0			Q001660	103.5	104.5	
							- at 104.75 to 105.3M	2	1	1	0	1	1	2		7	0	0	3	0	0			Q001661	104.5	105.5	
							Fault gouge present w/	2	1	1	0	1	1	2		6	0	0	1	0	0			Q001662	105.5	106.5	Q001663 BLANK
							carb and diss mineralization	2	1	1	0	1	1	2		6	0	0	1	0	0			Q001664	106.5	107.5	
							and veining.	2	1	1	0	1	1	2		6	0	0	1	0	0			Q001665	107.5	108.5	
		FR	108.7	30°			- light color, patchy alt	2	1	1	0	1	1	2		6	0	0	1	0	0			Q001666	108.5	109.5	
							present from 106.5-107.5M	2	1	1	0	1	1	2		6	0	0	1	0	0			Q001667	109.5	110.5	
		VN	110.65	30°	1-3 MM		- slickenlines present at 50°	2	1	1	0	1	1	2		5	0	0	2	0	0			Q001668	110.5	111.5	Q001669 STD-MC-18
							to FR surface at 108.7M	2	1	1	0	1	1	2		5	0	0	2	0	0			Q001670	111.5	112.5	
							- carb vein present at 110.65M	2	1	1	0	1	1	2		5	0	0	2	0	0			Q001671	112.5	113.5	
							- Fault gouge present from	2	1	1	0	1	1	2		5	0	0	2	0	0			Q001672	113.5	114.5	
							110.3-110.5M at 30° to	2	1	1	0	1	1	2		6	0	0.5	1	0	0			Q001673	114.5	115.5	
							core axis w/ carb.	2	1	1	0	1	1	2		6	0	0.5	1	0	0			Q001674	115.5	116.5	Q001675 Duplicate
							and diss mineralization.	2	1	1	0	1	1	2		6	0	0.5	1	0	0			Q001676	116.5	117.5	
								2	1	1	0	1	1	2		6	0	0.5	1	0	0			Q001677	117.5	118.5	
								2	1	1	0	1	1	2		6	0	0.5	1	0	0			Q001678	118.5	119.5	
120m								2	1	1	0	1	1	2		6	0	0.5	1	0	0			Q001679	119.5	120.5	

BRIXTON METALS

Sheet Number: 7 of 7

Project: THORN Zone: OBAN Logger: Christina Anstey DDH: THN 12-86 Date: Oct 16, 2012

Orientation: AZ: 145° Dip: -75° Depth: 130.45M UTM N: 6491983.138 UTM E: 628834.3802 Core Size: NQ

120m

GRAPHIC LOG						DESCRIPTION	ALTERATION (1-4)								MINERALIZATION (%)								SAMPLING AND ASSAY			
Scale (1m)	Lithology	Structure	Depth (m)	Angles	Width	Rock Type	Or	Bio	Chl	Epi	Ser	Si	Kao		Py	Gal	Sph	SS	Tet	Cpy			Sample No.	From	To	Control
						UKPO THORN STOCK (94.65–130.45M)																				
						- Same as above	2	1	1	0	1	1	2		6	0	0.5	6	0	0			Q001680	120.5	121.5	
						- Fault gouge present from 120.10–120.60M at 30° to core axis	2	1	1	0	1	1	2		6	0	0.5	6	0	0			Q001681	121.5	122.5	
						- carb veining throughout to 127.5M in various directions giving a crackle appearance w/ light alt. and fault gouge material.	2	1	1	0	1	1	2		6	0	0.5	6	0	0			Q001682	122.5	123.5	Q001683 Blank
							2	1	1	0	1	1	2		6	0	0.5	6	0	0			Q001684	123.5	124.5	
							2	1	1	0	1	1	2		8	0	2	6	0	0			Q001685	124.5	125.5	
							2	1	1	0	1	1	2		7	0	0.5	2	0	0			Q001686	125.5	126.5	
							2	1	1	0	1	1	2		7	0	0.5	2	0	0			Q001687	126.5	127.5	
							2	1	1	0	1	1	2		7	0	0.5	2	0	0			Q001688	127.5	128.5	
							2	1	1	0	1	1	2		7	0	0.5	2	0	0			Q001689	128.5	129.5	Q001690 STD-FCM-6
						- Py vein present at 128.0M	2	1	1	0	1	1	2		7	0	0.5	2	0	0			Q001691	129.5	130.45	
		VN	128.0	60°	1MM																					
			130.45			END OF HOLE																				

140m

BRIXTON METALS

Sheet Number: 1 of 6

Project: THORN Zone: OBAN Logger: Christina Anstey DDH: THN12-87 Date: Oct 17, 2012

Orientation: Az: 145° Dip -55° Depth: 118.26m UTM N: 6491982.889 UTM E: 628834.5877 Core Size: NQ

GRAPHIC LOG						DESCRIPTION		ALTERATION (1-4)								MINERALIZATION (%)								SAMPLING AND ASSAY			
Scale (1m)	Lithology	Structure	Depth (m)	Angles	Width	Rock Type		Or	Bio	Chl	Epi	Ser	Si	Kao		Py	Gal	Sph	SS	Tet	Cpy			Sample No.	From	To	Control
0m			4.57			OVB	Casing (0-4.57m)																				
		FR	9.0	70°		UKPU	Alt THORN STOCK (4.57-51.32m)	2	1	1	0	3	1	2		5	0	0	2	0	0			Q001692	4.57	5.5	
							-Fine grained green-grey porphyry.	2	1	1	0	3	1	2		5	0	0	2	0	0			Q001693	5.5	7.5	
							-broken and rubble to 7.70m	2	1	1	0	3	1	2		5	0	0	2	0	0			Q001694	7.5	9.0	
							w/ oxidation + manganese on FR surfaces	2	1	1	0	3	1	2		5	0	0	2	0	0			Q001695	9.0	10.0	
		FR	11.25	40°				2	1	1	0	3	1	2		5	0	0	2	0	0			Q001696	10.0	11.0	
							-Abundant oxidized FR surfaces throughout	2	1	1	0	3	1	2		5	0	0	2	0	0			Q001697	11.0	12.0	Q001698 Duplicate
		FR	13.0	40			-veinlettes present throughout	2	1	1	0	3	1	2		5	0	0	2	0	0			Q001699	12.0	13.0	
							-Diss py + s.s throughout	2	1	1	0	3	1	2		5	0	0	2	0	0			Q001700	13.0	14.0	
							-Core is broken and oxidized	2	1	1	0	3	1	2		5	0	0	2	0	0			Q001701	14.0	15.0	
							from 14.67-33.5m	2	1	1	0	3	1	2		5	0	0	2	0	0			Q001702	15.0	16.0	
							-Occ. mineralized clasts	2	1	1	0	3	1	2		5	0	0	2	0	0			Q001703	16.0	17.0	Q001704 BLANK
							present	2	1	1	0	3	1	2		5	0	0	2	0	0			Q001705	17.0	18.0	
								2	1	1	0	3	1	2		5	0	0	2	0	0			Q001706	18.0	19.0	Q001707 STD ME 18
20m								2	1	1	0	3	1	2		5	0	0	2	0	0			Q001708	19.0	20.0	

BRIXTON METALS

Sheet Number: 2 of 6

Project: THORN Zone: QBAN Logger: Christina Ansley DDH: THN12-87 Date: Oct 17, 2012

Orientation: Az. 145° Dip: -55° Depth: 118.26M UTM N: 6491982.889 UTM E: 628834.5877 Core Size: NQ

GRAPHIC LOG						DESCRIPTION		ALTERATION (1-4)								MINERALIZATION (%)								SAMPLING AND ASSAY			
Scale (1m)	Lithology	Structure	Depth (m)	Angles	Width	Rock Type		Or	Bio	Chl	Epi	Ser	Si	Kao		Py	Gal	Sph	SS	Tet	Cpy	hem		Sample No.	From	To	Control
20m						UMPO	Alt THORN STOCK (4.57-51.32M)	2	1	1	0	3	1	2		10	0	05	4	0	0	0		Q001709	20.0	21.0	
							-same as above	2	1	1	0	3	1	2		5	0	0	2	0	0	0		Q001710	21.0	22.0	
							-almost semi-massive min. of py+s.s ± sph from 20-21.0M	2	1	1	0	3	1	2		5	0	0	2	0	0	0		Q001711	22.0	24.0	
		FR	24.7	10°			-Wash out due to clay present from 22.0-24.0M	2	1	1	0	3	1	2		5	0	0	2	0	0	0		Q001712	24.0	25.0	
								2	1	1	0	3	1	2		5	0	0	2	0	0	0		Q001713	25.0	26.0	
							-pos. hem. (or oxidation) from 27.0-29.0M	2	1	1	0	3	1	2		5	0	0	2	0	0	0		Q001714	26.0	27.0	
								2	1	1	0	3	1	2		5	0	0	2	0	0	4		Q001715	27.0	28.0	Q001716 Duplicate
		FR	28.7	40°			-py is present as diss and in blebs.	2	1	1	0	3	1	2		5	0	0	2	0	0	4		Q001717	28.0	29.0	
								2	1	1	0	3	1	2		6	0	0	2	0	0	0		Q001718	29.0	30.0	
							-some qtz. carb veining present	2	1	1	0	3	1	2		6	0	0	2	0	0	0		Q001719	30.0	31.0	
								2	1	1	0	3	1	2		6	0	0	2	0	0	0		Q001720	31.0	32.0	
		FR	32.9	30			-Abundant fault gouge present throughout	2	1	1	0	3	1	2		6	0	0	2	0	0	0		Q001721	32.0	33.0	Q001722 BLANK
								2	1	1	0	3	1	2		6	0	0	2	0	0	0		Q001723	33.0	34.0	
		VN	34.5	30°	1-2 MM		-qtz carb vein present at 34.5M	2	1	1	0	3	1	2		6	0	0	2	0	0	0		Q001724	34.0	35.0	
		FR	35.5	60°			-slickenlines parallel to FR surface present at 35.5M	2	1	1	0	3	1	2		6	0	0	2	0	0	0		Q001725	35.0	36.0	
								2	1	1	0	3	1	2		6	0	0	2	0	0	0		Q001726	36.0	37.0	Q001727 STD-FCM-16
								2	1	1	0	3	1	2		6	0	0	2	0	0	0		Q001728	37.0	38.0	
								2	1	1	0	3	1	2		6	0	0	2	0	0	0		Q001729	38.0	39.0	
40m								2	1	1	0	3	1	2		6	0	0	2	0	0	0		Q001730	39.0	40.0	

BRIXTON METALS

Sheet Number: 3 of 6

Project: THORN Zone: OBAN Logger: Christina Anstey DDH: TTIN12-87 Date: Oct 17, 2012

Orientation: Az: 145° Dip: -55° Depth: 118.26m UTM N: 6491982.889 UTM E: 628834.5877 Core Size: NQ

GRAPHIC LOG						DESCRIPTION		ALTERATION (1-4)								MINERALIZATION (%)								SAMPLING AND ASSAY			
Scale (1m)	Lithology	Structure	Depth (m)	Angles	Width	Rock Type		Or	Bio	Chl	Epi	Ser	Si	Kao		Py	Gal	Sph	SS	Tet	Cpy			Sample No.	From	To	Control
40m						uKPO	Alt THORN STOCK (4.57-51.32m)	2	1	1	0	3	1	2		5	0	0	2	0	0			Q001731	40.0	41.0	
							-same as above	2	1	1	0	3	1	2		5	0	0	2	0	0			Q001732	41.0	42.0	
		FR	42.5	40				2	1	1	0	3	1	2		5	0	0	2	0	0			Q001733	42.0	43.0	Q001734 Duplicate
		FR	44.3	40°				2	1	1	0	3	1	2		5	0	0	2	0	0			Q001735	43.0	44.0	
								2	1	1	0	3	1	2		5	0	0	2	0	0			Q001736	44.0	45.0	
								2	1	1	0	3	1	2		5	0	0	2	0	0			Q001737	45.0	46.0	
								2	1	1	0	3	1	2		5	0	0	2	0	0			Q001738	46.0	47.0	
								2	1	1	0	3	1	2		5	0	0	2	0	0			Q001739	47.0	48.0	
								2	1	1	0	3	1	2		5	0	0	2	0	0			Q001740	48.0	49.0	
								2	1	1	0	3	1	2		5	0	0	2	0	0			Q001741	49.0	50.0	
			51.32					2	1	1	0	3	1	2		5	0	0	2	0	0			Q001742	50.0	51.32	Q001743 BLANK
			53.55			$KTIN_2$	Mafic Dyke - F.G dark grey w/ carb phenos	0	0	0	0	2	1	0		0	0	0	0	0	0			Q001744	51.32	53.55	
						uKPO	AH THORN STOCK (53.55-83.06m)	2	1	1	0	3	1	2		5	0	0	2	0	0			Q001745	53.55	54.5	
							-same as above	2	1	1	0	3	1	2		5	0	0	2	0	0			Q001746	54.5	55.5	
		VN	55.6	60°	1-2 MM		-qtz carb vein 55.66m	2	1	1	0	3	1	2		5	0	0	2	0	0			Q001747	55.5	56.5	
								2	1	1	0	3	1	2		5	0	0	2	0	0			Q001748	56.5	57.5	
								2	1	1	0	3	1	2		5	0	0	2	0	0			Q001749	57.5	58.5	Q001750 STD-MC-18
								2	1	1	0	3	1	2		5	0	0	2	0	0			Q001751	58.5	59.5	
60m								2	1	1	0	3	1	2		5	0	0	2	0	0			Q001752	59.5	60.5	

BRIXTON METALS

Sheet Number: 4 of 6

Project: THORN Zone: OBAN Logger: Christina Anstey DDH: THN12-87 Date: Oct 17, 2012

Orientation: Az: 145° Dip: -55° Depth: 118.26M UTM N: 6491982.889 UTM E: 628834.5877 Core Size: NQ

GRAPHIC LOG						DESCRIPTION		ALTERATION (1-4)							MINERALIZATION (%)							SAMPLING AND ASSAY			
Scale (1m)	Lithology	Structure	Depth (m)	Angles	Width	Rock Type		Or	Bio	Chl	Epi	Ser	Si	Kao	Py	Gal	Sph	SS	Tet	Cpy		Sample No.	From	To	Control
60m						UKPO	Alt THORN STOCK (53.55-83.06)																		
							- Same as above	2	1	1	0	3	1	2	5	0	0	2	0	0		QQ01753	60.5	61.5	
							- qtz carb vein at 65.65M	2	1	1	0	3	1	2	5	0	0	2	0	0		QQ01754	61.5	62.5	QQ01755 Duplicate
							- Py veins present at 72.4M and 74-74.5M and 75.4-75.6M	2	1	1	0	3	1	2	5	0	0	2	0	0		QQ01756	62.5	63.5	
								2	1	1	0	3	1	2	5	0	0	2	0	0		QQ01757	63.5	64.5	
								2	1	1	0	3	1	2	5	0	0	2	0	0		QQ01758	64.5	65.5	
							- Fault gouge present from 78.15-78.5M	2	1	1	0	3	1	2	5	0	0	2	0	0		QQ01759	65.5	66.5	
		VN	65.6	60°	2MM			2	1	1	0	3	1	2	5	0	0	2	0	0		QQ01760	66.5	67.5	QQ01761 BLANK
							- Py vein present at 79.6M	2	1	1	0	3	1	2	5	0	0	2	0	0		QQ01762	67.5	68.5	
								2	1	1	0	3	1	2	5	0	0	2	0	0		QQ01763	68.5	69.5	
								2	1	1	0	3	1	2	5	0	0	2	0	0		QQ01764	69.5	70.5	
								2	1	1	0	3	1	2	5	0	0	2	0	0		QQ01765	70.5	71.5	
								2	1	1	0	3	1	2	6	0	0	2	0	0		QQ01766	71.5	72.5	
								2	1	1	0	3	1	2	6	0	0	2	0	0		QQ01767	72.5	73.5	
		VN	72.4	60°	2MM			2	1	1	0	3	1	2	10	0	0	2	0	0		QQ01768	73.5	74.5	
		VN	74.0	90°	0.5-1 CM			2	1	1	0	3	1	2	10	0	0	2	0	0		QQ01769	74.5	75.5	
		VN	75.4	90°	0.5-1 CM			2	1	1	0	3	1	2	10	0	0	2	0	0		QQ01770	75.5	76.5	
								2	1	1	0	3	1	2	7	0	0	2	0	0		QQ01771	76.5	77.5	QQ01772 STD-FCM-16
								2	1	1	0	3	1	2	7	0	0	2	0	0		QQ01773	77.5	78.5	
								2	1	1	0	3	1	2	7	0	0	2	0	0		QQ01774	78.5	79.5	
80m		VN	79.6	60°	3MM			2	1	1	0	3	1	2	7	0	0	2	0	0		QQ01775	79.5	80.5	QQ01776 Duplicate

BRIXTON METALS

Sheet Number: 5 of 6

Project: THORN Zone: OBAN Logger: Christina Anstey DDH: THN12-87 Date: Oct 17, 2012

Orientation: Az: 145° Dip: -55° Depth: 118.26M UTM N: 6491982.889 UTM E: 628834.5877 Core Size: NQ

GRAPHIC LOG						DESCRIPTION		ALTERATION (1-4)								MINERALIZATION (%)								SAMPLING AND ASSAY			
Scale (1m)	Lithology	Structure	Depth (m)	Angles	Width	Rock Type		Or	Bio	Chl	Epi	Ser	Si	Kao		Py	Gal	Sph	SS	Tet	Cpy			Sample No.	From	To	Control
80m						UKPO	Alt THORN STOCK (53.55-83.06M)	2	1	1	0	3	1	2		6	0	0	2	0	0			Q001777	80.5	81.5	
			83.06				-same as above	2	1	1	0	3	1	2		6	0	0	2	0	0			Q001778	81.5	83.06	
			84.38			KTIN1	Felsic Dyke (83.06-84.38M) cooling layers on Margins. qtz carb veining throughout	0	0	0	0	2	2	0		0	0	0	0	0	0			Q001779	83.06	84.38	
						UKPO	Alt THORN STOCK (84.38-118.26M)	2	1	1	0	3	1	2		7	0	0	2	0	0			Q001780	84.38	85.5	
		FR	86.5	40°			-same as above	2	1	1	0	3	1	2		7	0	0	2	0	0			Q001781	85.5	86.5	
		VN	87.1	30°	2MM		-Fault gouge present from 85.7-86.20M	2	1	1	0	3	1	2		7	0	0	2	0	0			Q001782	86.5	87.5	Q001783 BLANK
							-qtz ± carb veins present at 87.1 and 90.3M	2	1	1	0	3	1	2		7	0	0	2	0	0			Q001784	87.5	88.5	
							-py vein present at 91.35M	2	1	1	0	3	1	2		7	0	0	2	0	0			Q001785	88.5	89.5	
								2	1	1	0	3	1	2		7	0	0	2	0	0			Q001786	89.5	90.5	Q001787 STD-ME-12
		VN	90.3	30°	0.5-1 CM			2	1	1	0	3	1	2		9	0	0	2	0	0			Q001788	90.5	91.5	
		VN	91.35	20°	0.5-1.5 CM			2	1	1	0	3	1	2		7	0	0	2	0	0			Q001789	91.5	92.5	
								2	1	1	0	3	1	2		7	0	0	2	0	0			Q001790	92.5	93.5	
								2	1	1	0	3	1	2		7	0	0	2	0	0			Q001791	93.5	94.5	
		FR	95.5	30°				2	1	1	0	3	1	2		7	0	0	2	0	0			Q001792	94.5	95.5	Q001793 DUPLICATE
								2	1	1	0	3	1	2		7	0	0	2	0	0			Q001794	95.5	96.5	
								2	1	1	0	3	1	2		7	0	0	2	0	0			Q001795	96.5	97.5	
								2	1	1	0	3	1	2		7	0	0	2	0	0			Q001796	97.5	98.5	
								2	1	1	0	3	1	2		7	0	0	2	0	0			Q001197	98.5	99.5	
100m								2	1	1	0	3	1	2		7	0	0	2	0	0			Q001798	99.5	100.5	

BRIXTON METALS

Sheet Number: 6 of 6

Project: THORN Zone: OBAN Logger: Chrislim Arsty DDH: THN12-87 Date: Oct 17, 2012

Orientation: Az: 145° Dip: -55° Depth: 118.26M UTM N: 6491982.889 UTM E: 628834.5877 Core Size: NQ

GRAPHIC LOG						DESCRIPTION		ALTERATION (1-4)								MINERALIZATION (%)								SAMPLING AND ASSAY			
Scale (1m)	Lithology	Structure	Depth (m)	Angles	Width	Rock Type		Or	Bio	Chl	Epi	Ser	Si	Kao		Py	Gal	Sph	SS	Tet	Cpy			Sample No.	From	To	Control
0m						UKPO	Alt THORN STOCK (84.38-118.26M)	2	1	1	0	3	1	2		7	0	0	5	0	0			Q001799	100.5	101.5	
							-same as above	2	1	1	0	3	1	2		7	0	0	5	0	0			Q001800	101.5	102.5	
							-Fault gauge present from	2	1	1	0	3	1	2		7	0	0	5	0	0			Q001801	102.5	103.5	
							99.76-103.67M w/ qtz carb	2	1	1	0	3	1	2		8	0	0	2	0	0			Q001802	103.5	104.5	
							Veining and diss py ± s.s	2	1	1	0	3	1	2		8	0	0	2	0	0			Q001803	104.5	105.5	
							throughout	2	1	1	0	3	1	2		7	0	0	2	0	0			Q001804	105.5	106.5	
							-Fault gauge same as above	2	1	1	0	3	1	2		7	0	0	2	0	0			Q001805	106.5	107.5	
		VN	108.0	30°	1MM		present at 105.4-105.6	2	1	1	0	3	1	2		7	0	0	2	0	0			Q001806	107.5	108.5	
		VN	108.3	30°	2MM		and 108.0-108.9M	2	1	1	0	3	1	2		7	0	0	2	0	0			Q001807	108.5	109.5	Q001808 BLANK
							-py ± s.s veins present at	2	1	1	0	3	1	2		7	0	0	2	0	0			Q001809	109.5	110.5	
		VN	111.5	20°	1MM		108.0 and 111.5M	2	1	1	0	3	1	2		7	0	0	2	0	0			Q001810	110.5	111.5	
							-qtz carb ± s.s vein present	2	1	1	0	3	1	2		7	0	0	2	0	0			Q001811	111.5	112.5	Q001812 STD-FCM-6
		VN	113.1	40°	1CM		at 108.3M	2	1	1	0	3	1	2		9	0	0	2	0	0			Q001813	112.5	113.5	
							-at 113.10M a Med grained	2	1	1	0	3	1	2		7	0	0	2	0	0			Q001814	113.5	114.5	Q001815 Duplicate
							py vein (1CM wide) present	2	1	1	0	3	1	2		7	0	0	2	0	0			Q001816	114.5	115.5	
							w/ a qtz carb vein (3MM)	2	1	1	0	3	1	2		7	0	0	2	0	0			Q001817	115.5	116.5	
							rimming it at 40°	2	1	1	0	3	1	2		7	0	0	2	0	0			Q001818	116.5	117.5	
			118.26					2	1	1	0	3	1	2		7	0	0	2	0	0			Q001819	117.5	118.26	
							END OF HOLE																				
20m																											

Appendix E: Diamond Drill hole logs – Ag, Au,

Cu, Pb, Zn, AgEq and AuEq Histograms

Hole Name: THN12-62

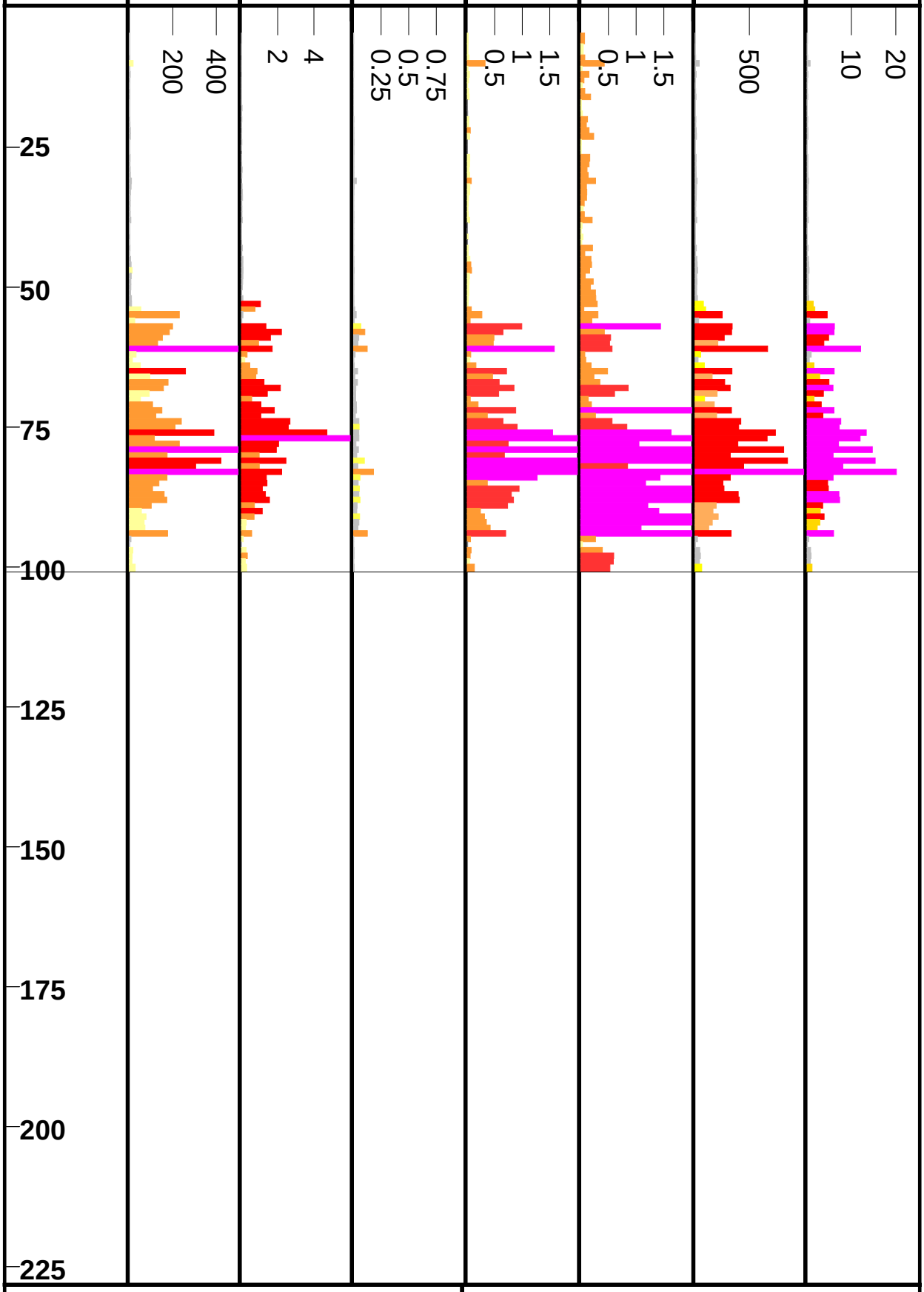

Scale 1:1000

12/20/12

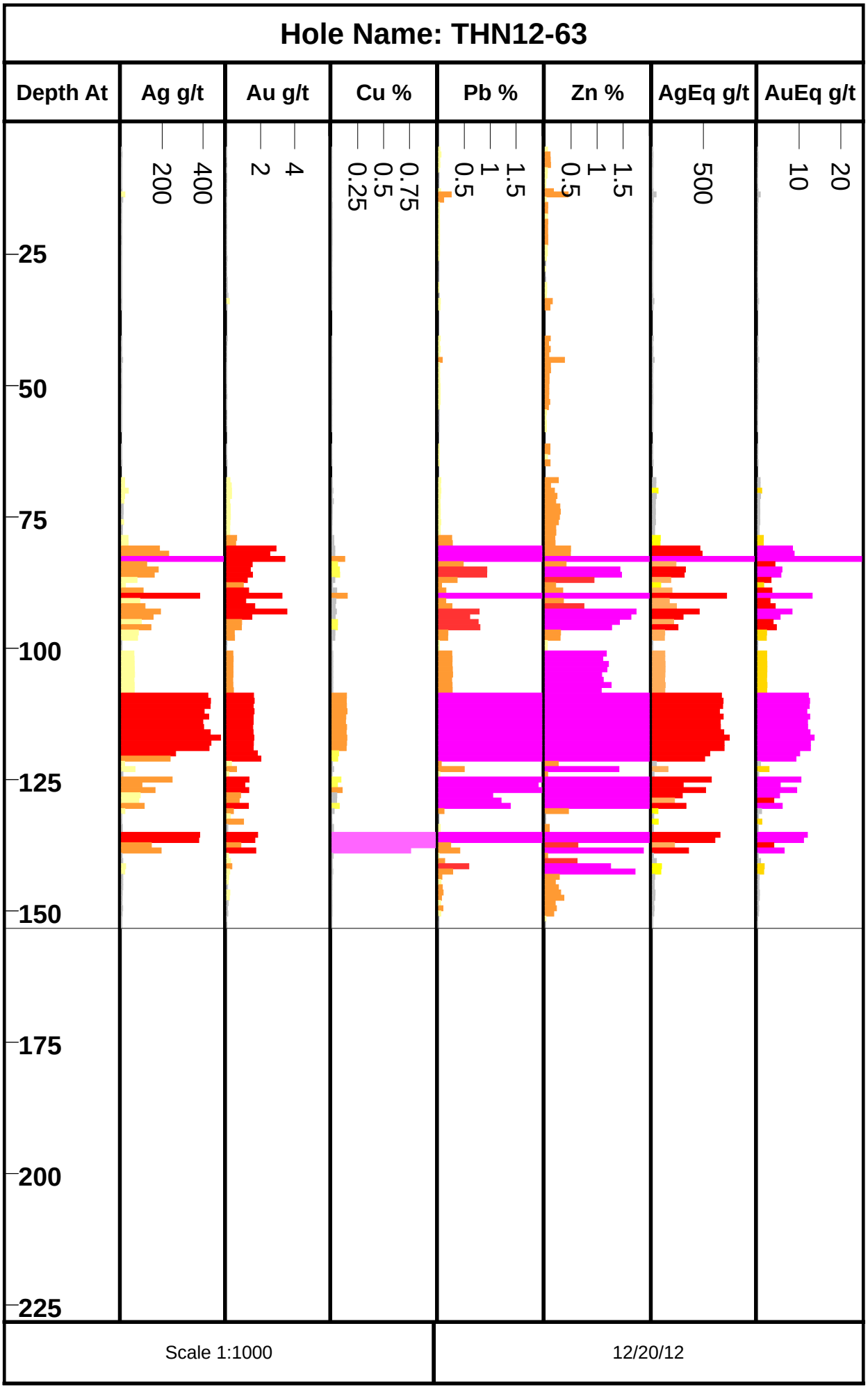
Hole Name: THN12-63
Depth At
Ag g/t
Au g/t
Cu %
Pb %
Zn %
AgEq g/t
AuEq g/t
200
400
2
4
0.25
0.5
0.75
0.5
1
1.5
0.5
1
1.5
500
10
20
25
50
75
100
125
150
175
200
225
Scale 1:1000
12/20/12

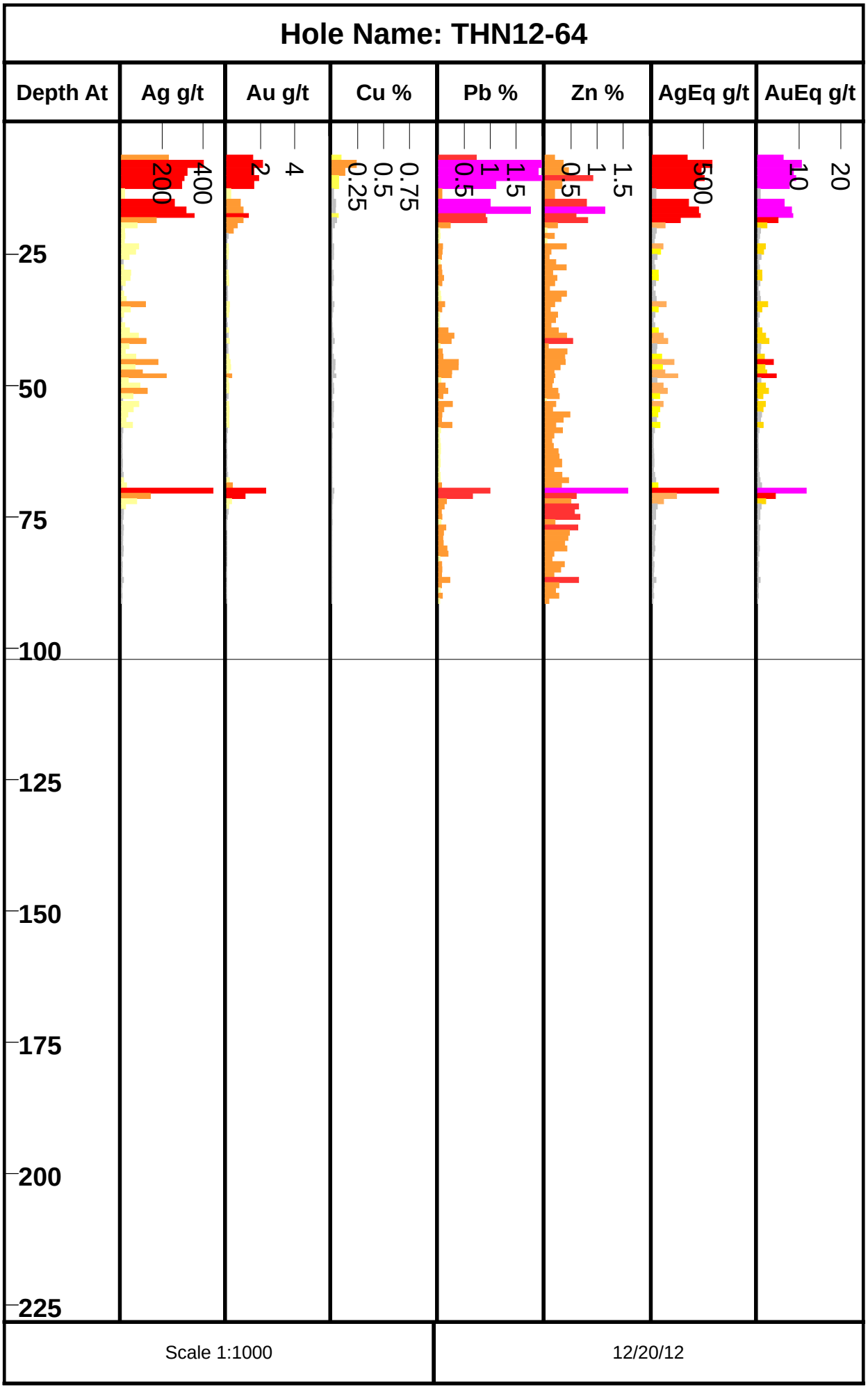
Hole Name: THN12-64
Depth At
Ag g/t
Au g/t
Cu %
Pb %
Zn %
AgEq g/t
AuEq g/t
200
400
2
4
0.25
0.5
0.75
0.5
1
1.5
0.5
1
1.5
500
10
20
25
50
75
100
125
150
175
200
225
Scale 1:1000
12/20/12

Hole Name: THN12-65

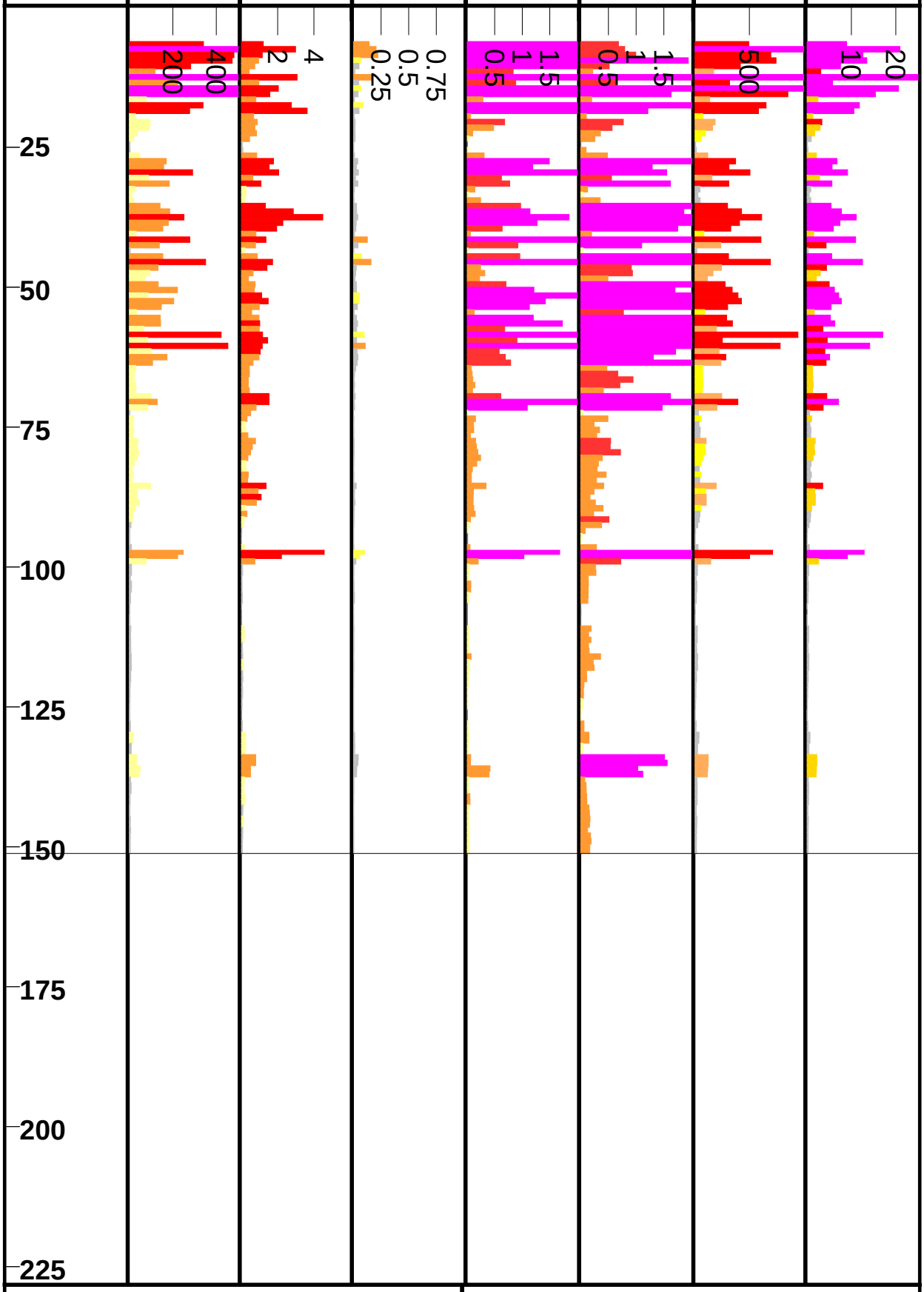

Scale 1:1000

12/20/12

Hole Name: THN12-66

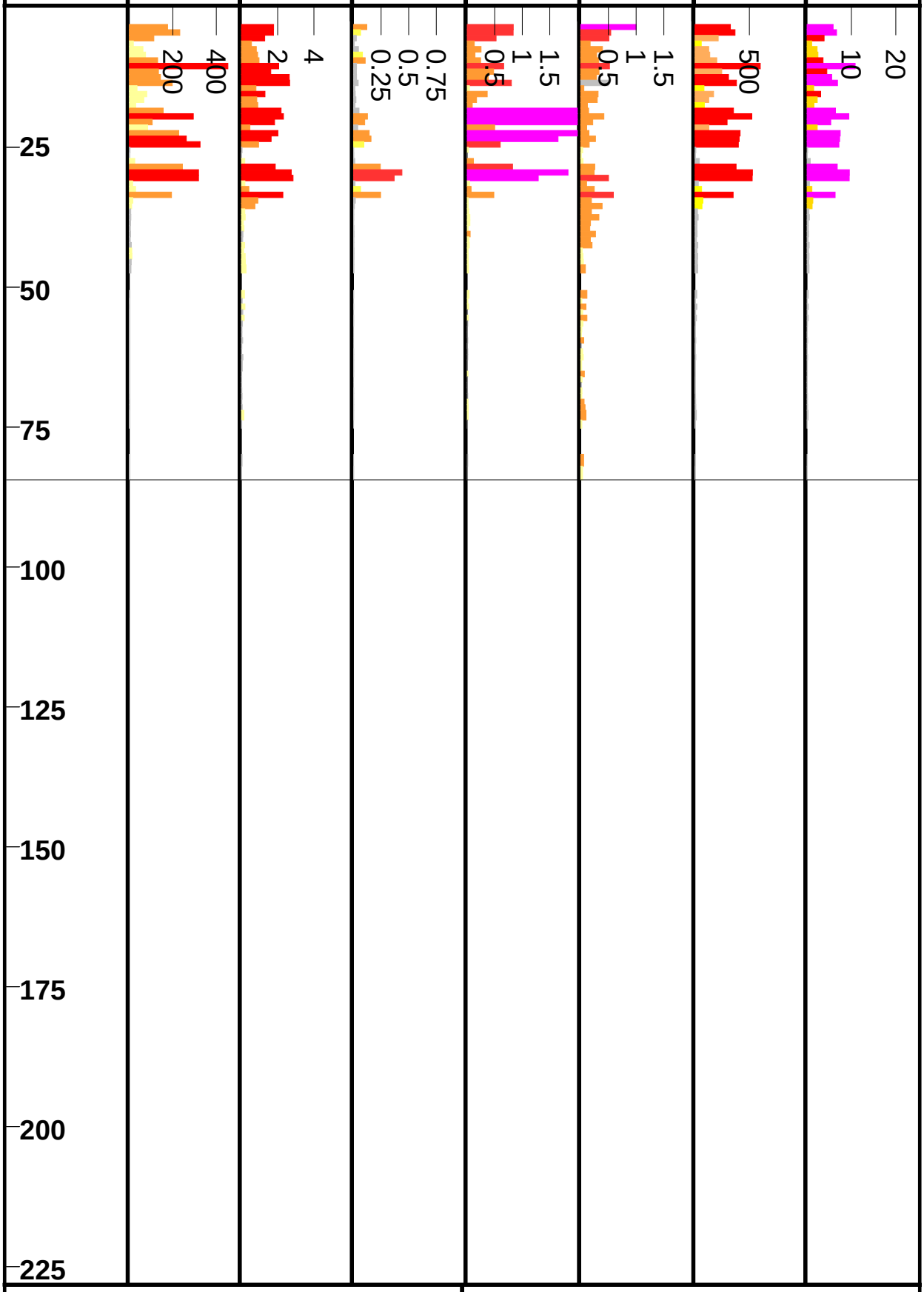

Scale 1:1000

12/20/12

Hole Name: THN12-67

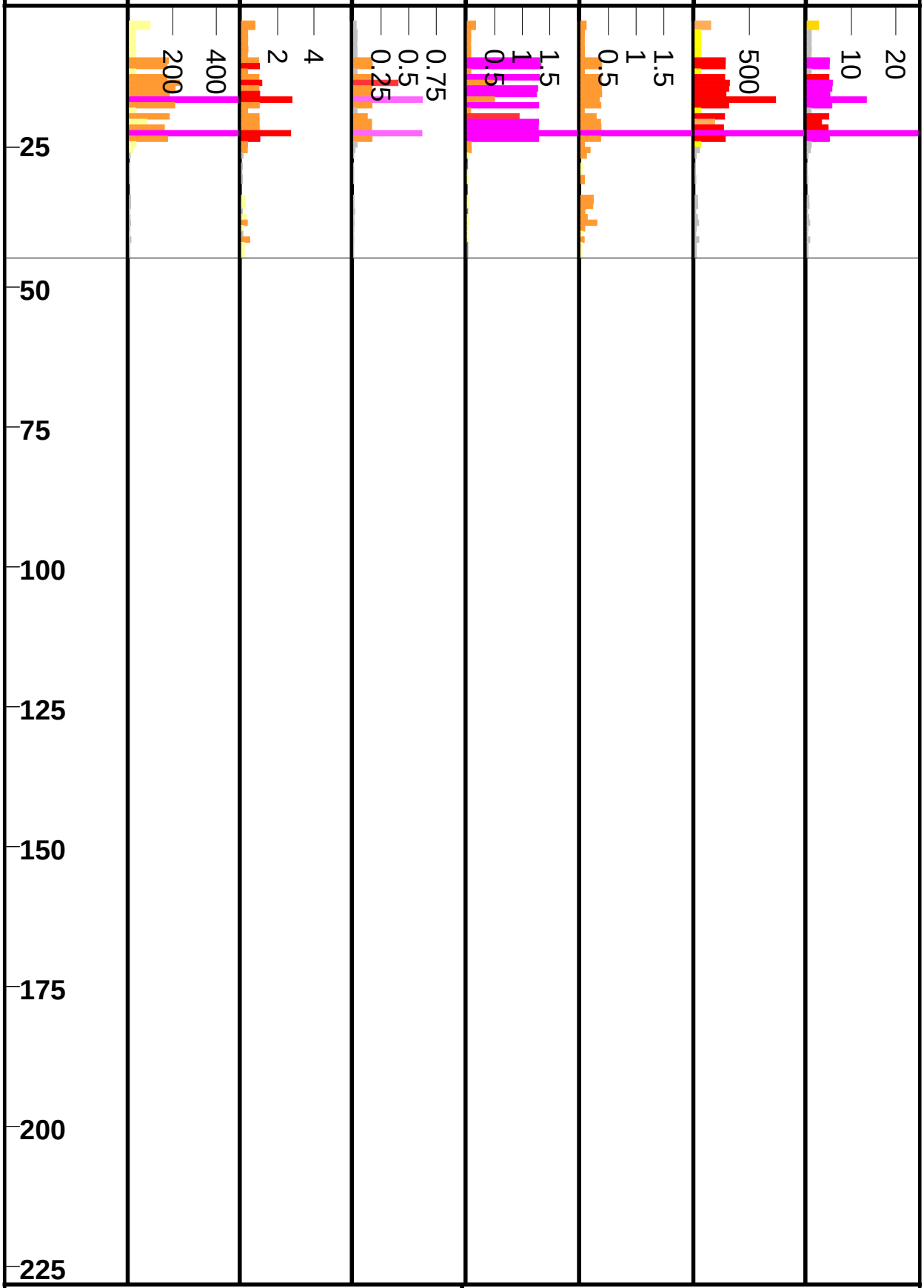

Scale 1:1000

12/20/12

Hole Name: THN12-68

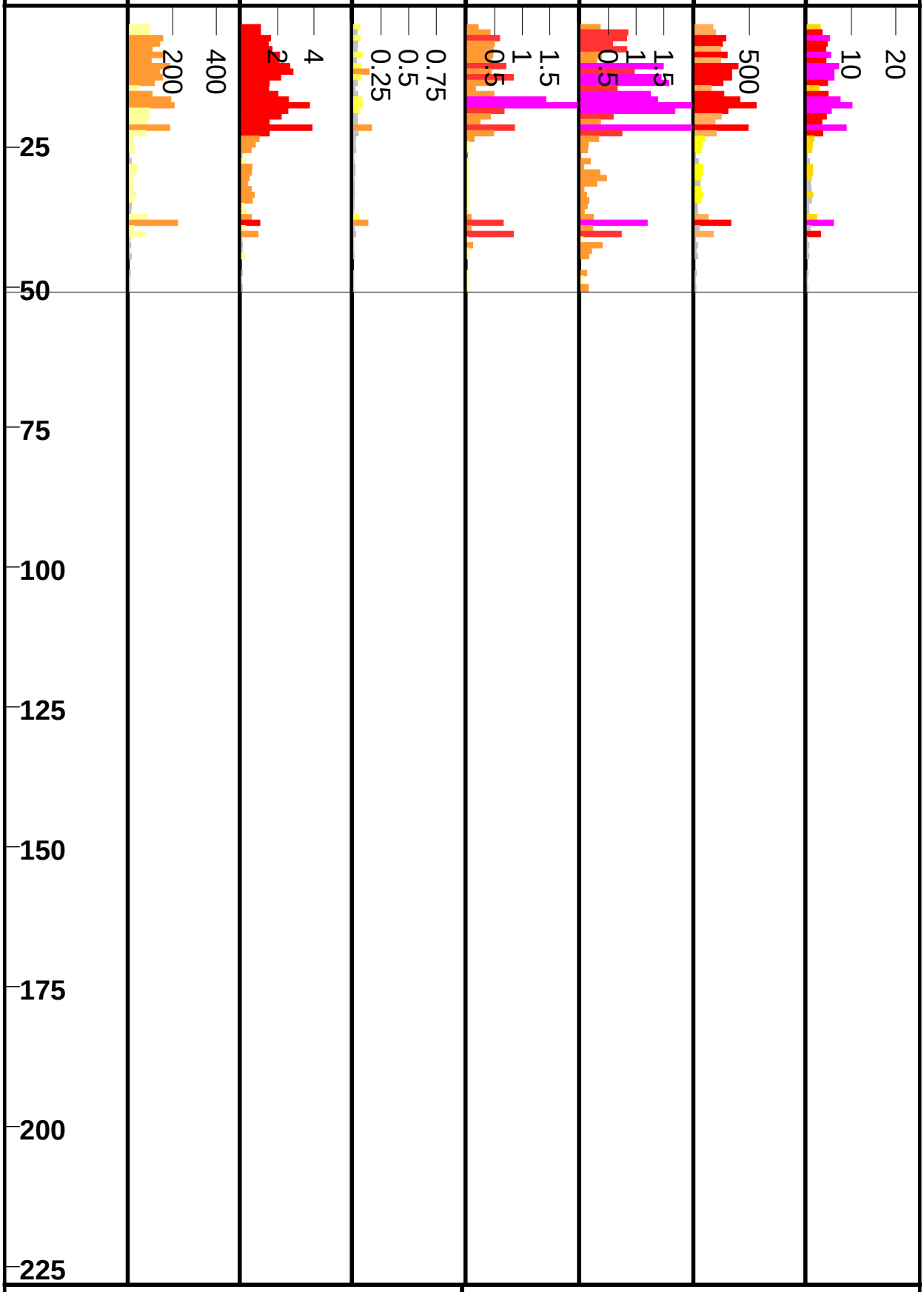

Scale 1:1000

12/20/12

Hole Name: THN12-69

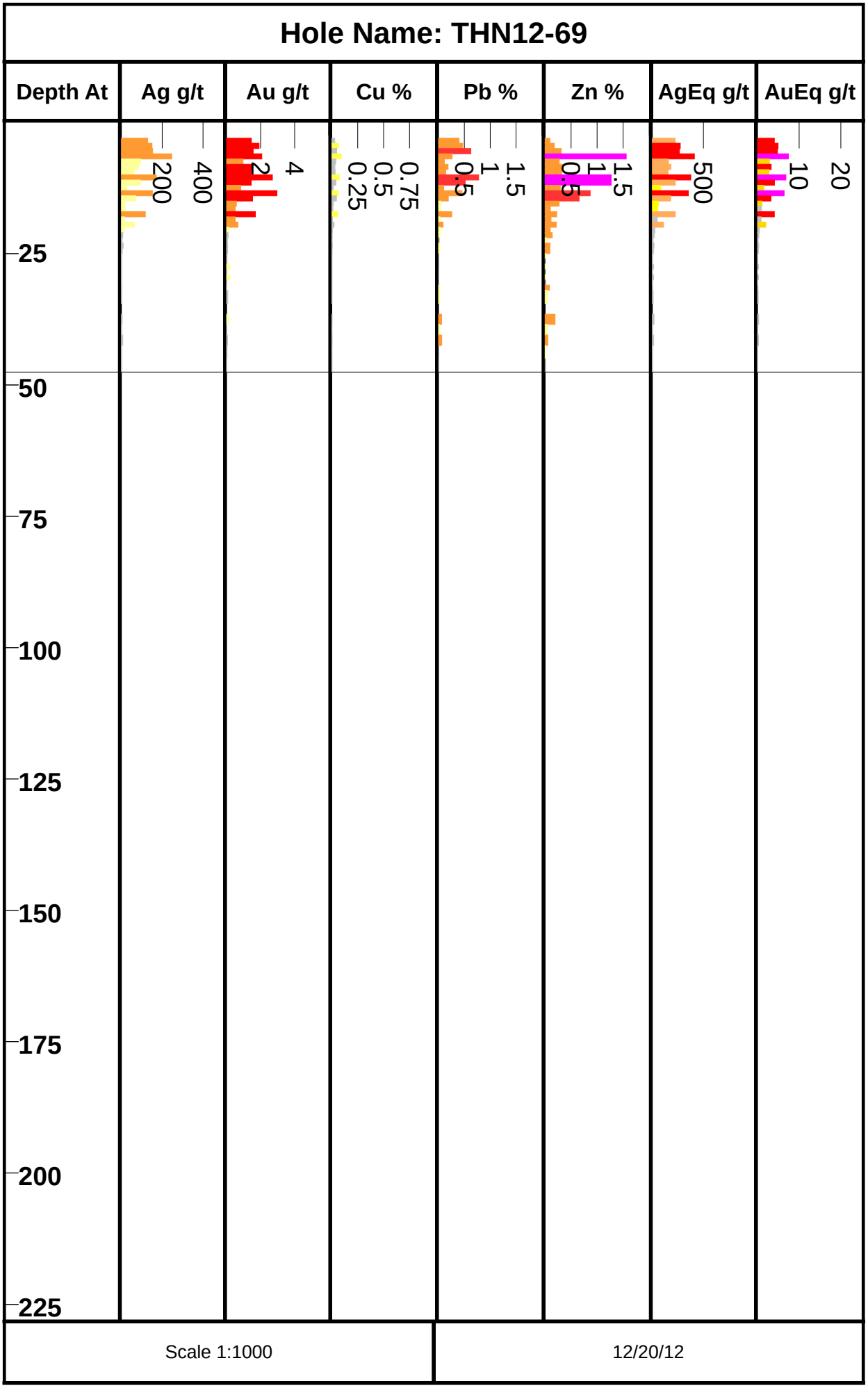

Scale 1:1000

12/20/12

Hole Name: THN12-70

Depth At	Ag g/t	Au g/t	Cu %	Pb %	Zn %	AgEq g/t	AuEq g/t
	200 400	2 4	0.25 0.5 0.75	0.5 1 1.5	0.5 1 1.5	500	10 20
25							
50							
75							
100							
125							
150							
175							
200							
225							

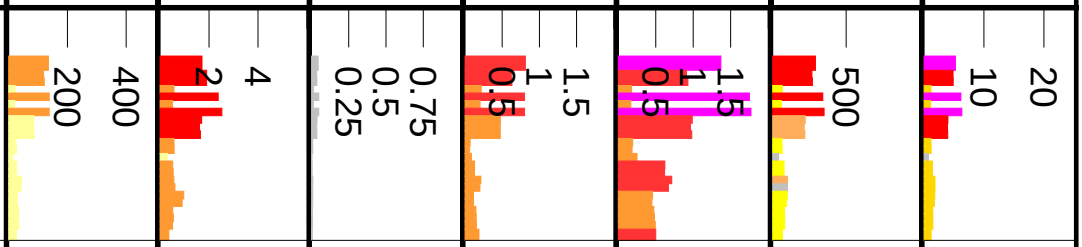

Scale 1:1000

12/20/12

Hole Name: THN12-71

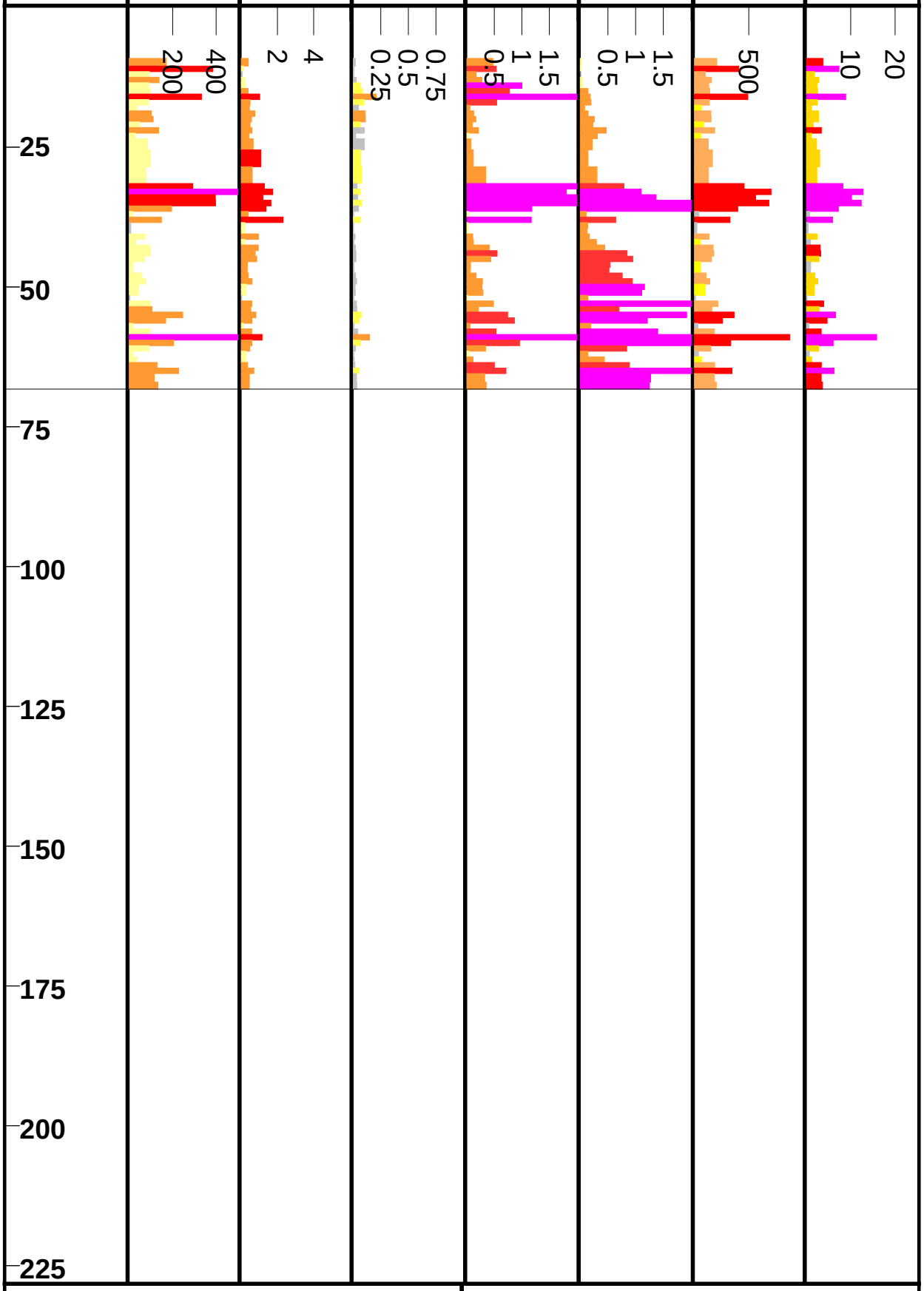

Scale 1:1000

12/20/12

Hole Name: THN12-72

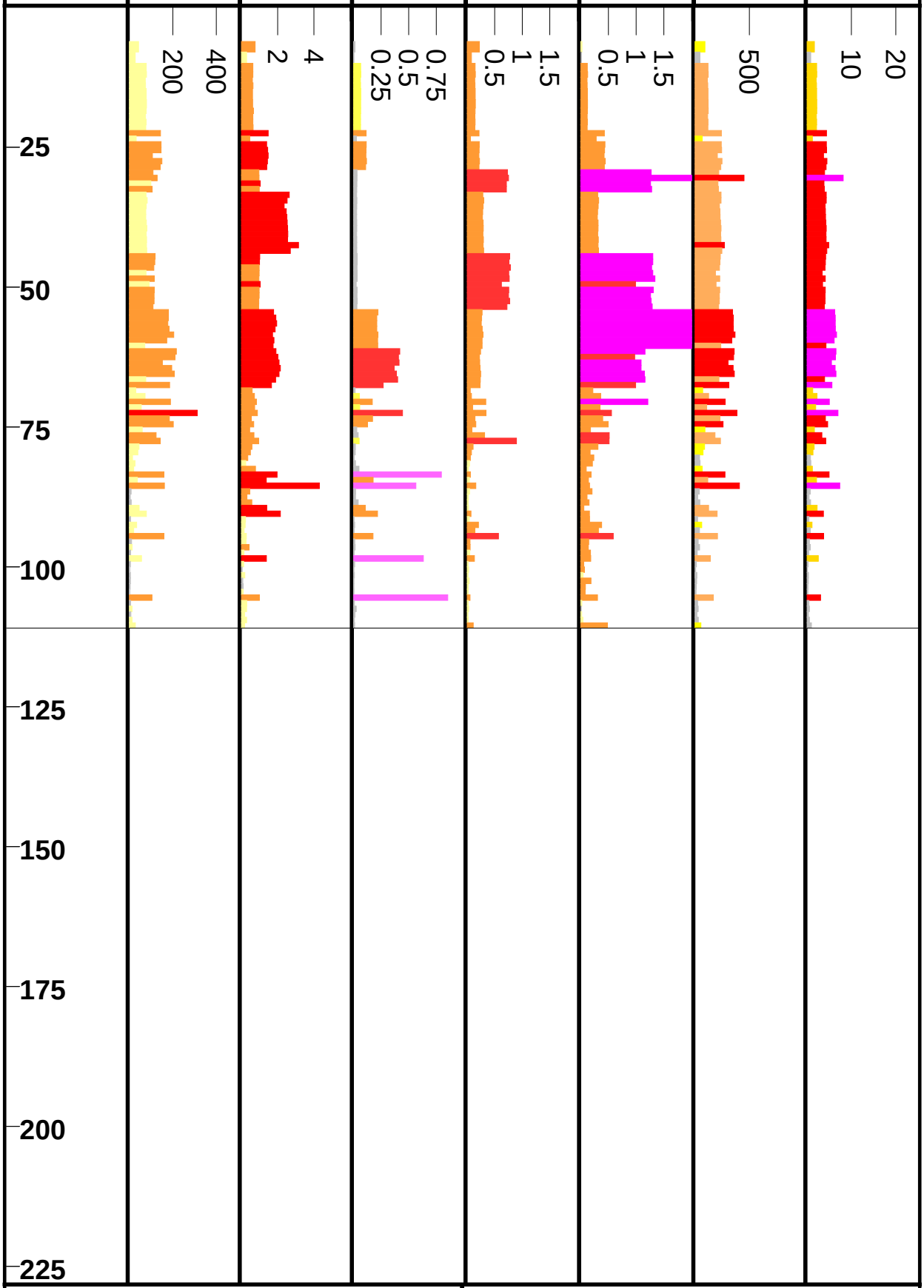

Scale 1:1000

12/20/12

Hole Name: THN12-73

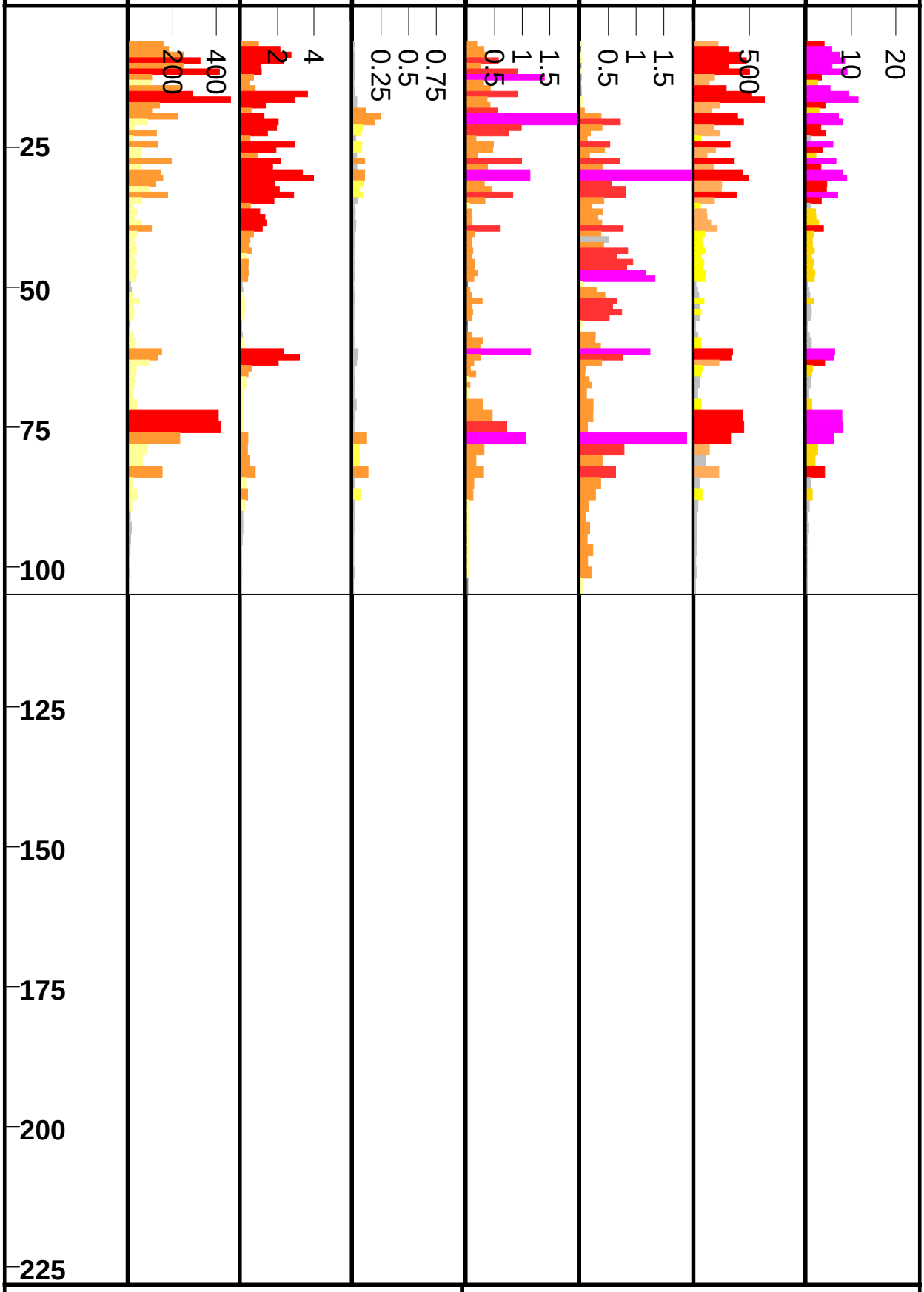

Scale 1:1000

12/20/12

Hole Name: THN12-74

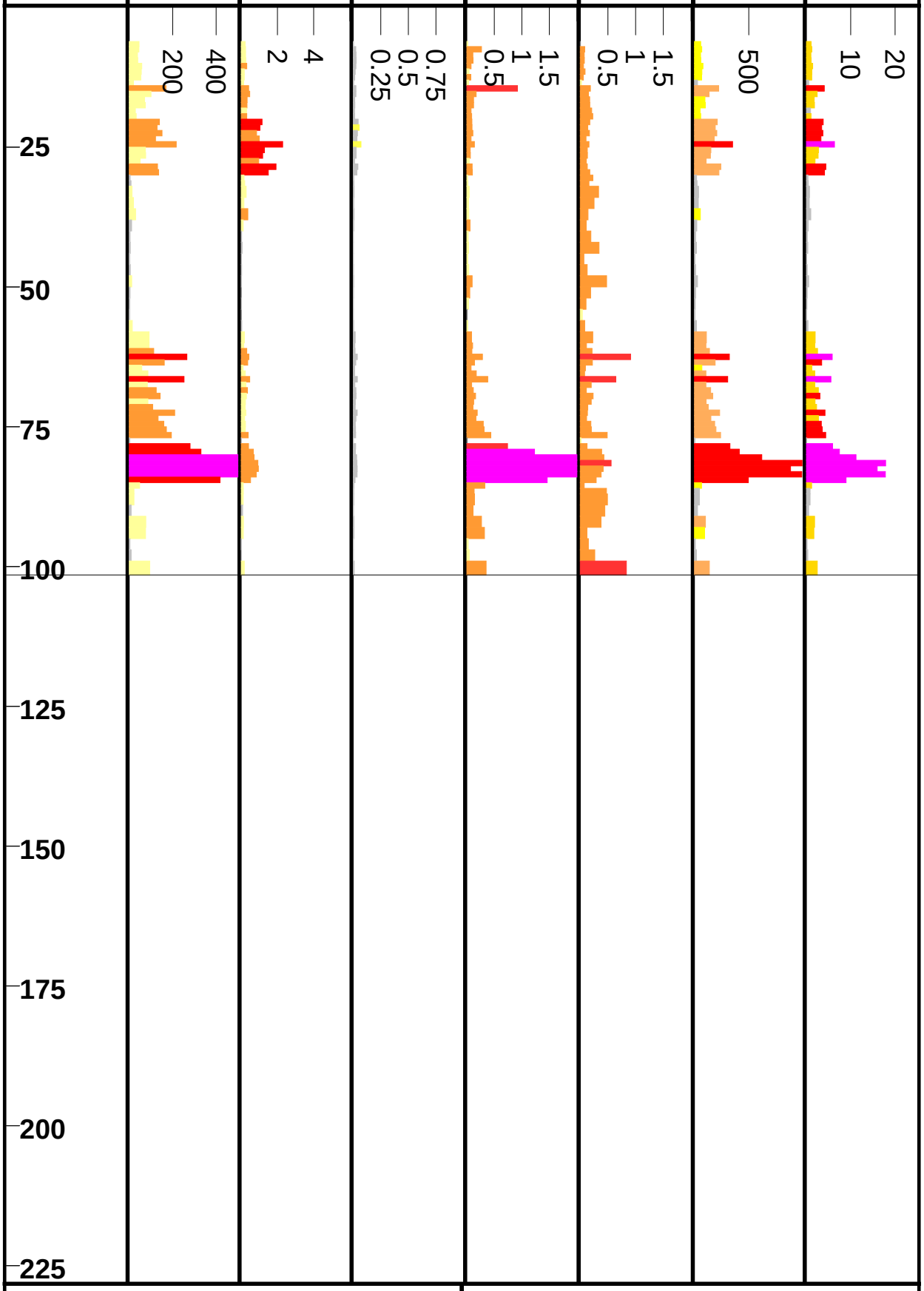

Scale 1:1000

12/20/12

Hole Name: THN12-75

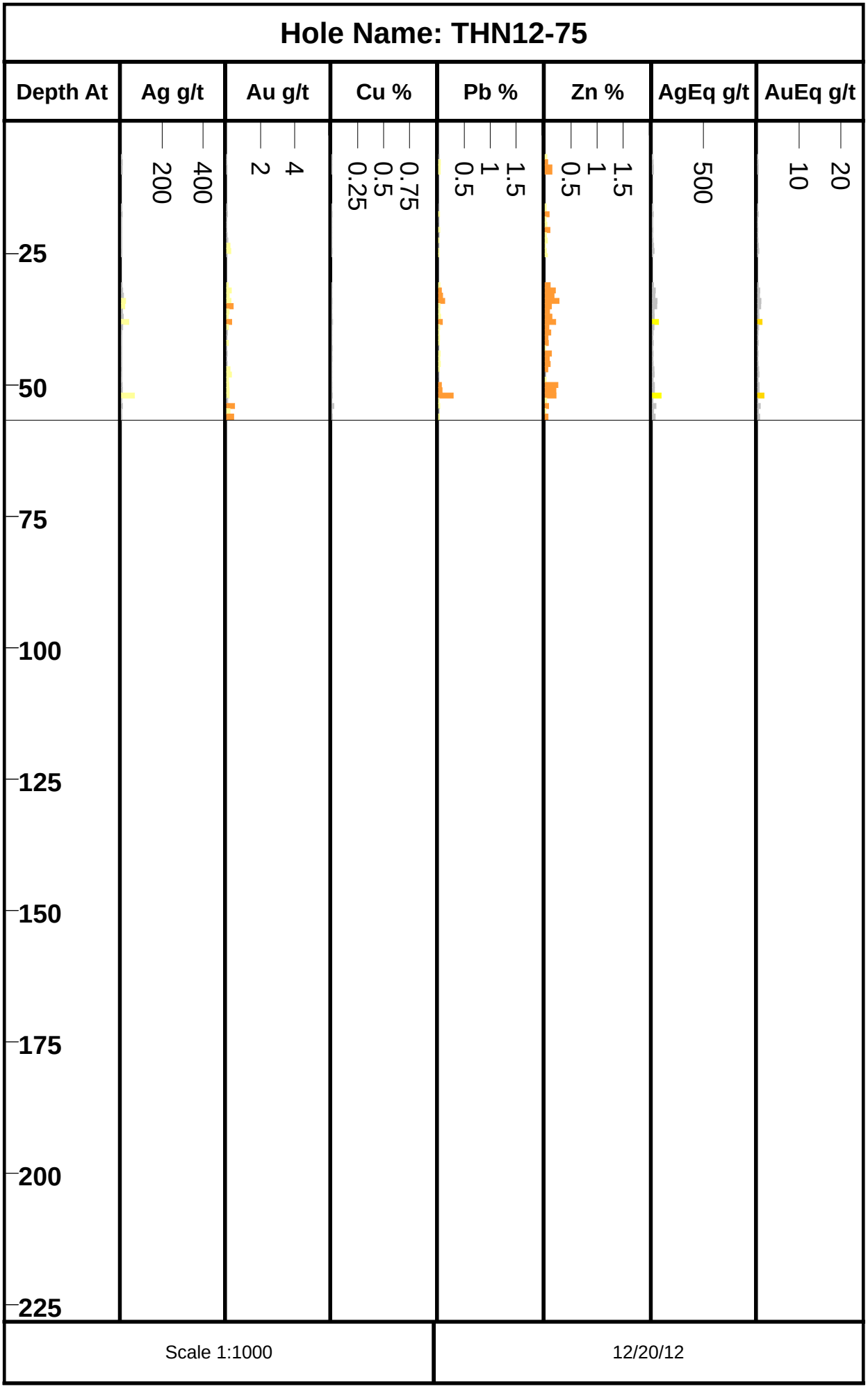

Scale 1:1000

12/20/12

Hole Name: THN12-76

Depth At	Ag g/t	Au g/t	Cu %	Pb %	Zn %	AgEq g/t	AuEq g/t
	200 400	2 4	0.25 0.5 0.75	0.5 1 1.5	0.5 1 1.5	500	10 20
25							
50							
75							
100							
125							
150							
175							
200							
225							

Scale 1:1000

12/20/12

Hole Name: THN12-77

Depth At	Ag g/t	Au g/t	Cu %	Pb %	Zn %	AgEq g/t	AuEq g/t
	200 400	2 4	0.25 0.5 0.75	0.5 1 1.5	0.5 1 1.5	500	10 20
25							
50							
75							
100							
125							
150							
175							
200							
225							

Scale 1:1000

12/20/12

Hole Name: THN12-78

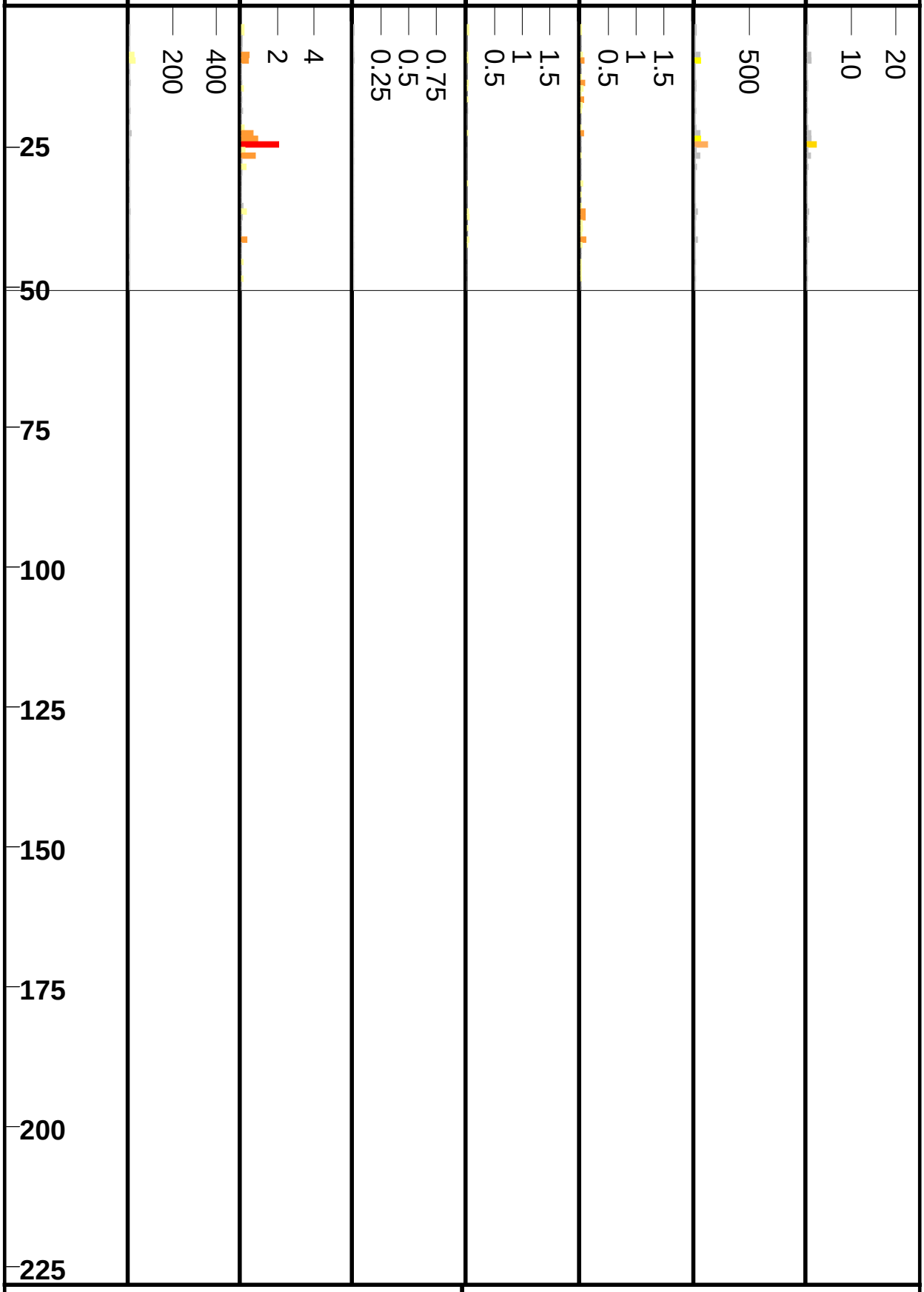

Scale 1:1000

12/20/12

Hole Name: THN12-79

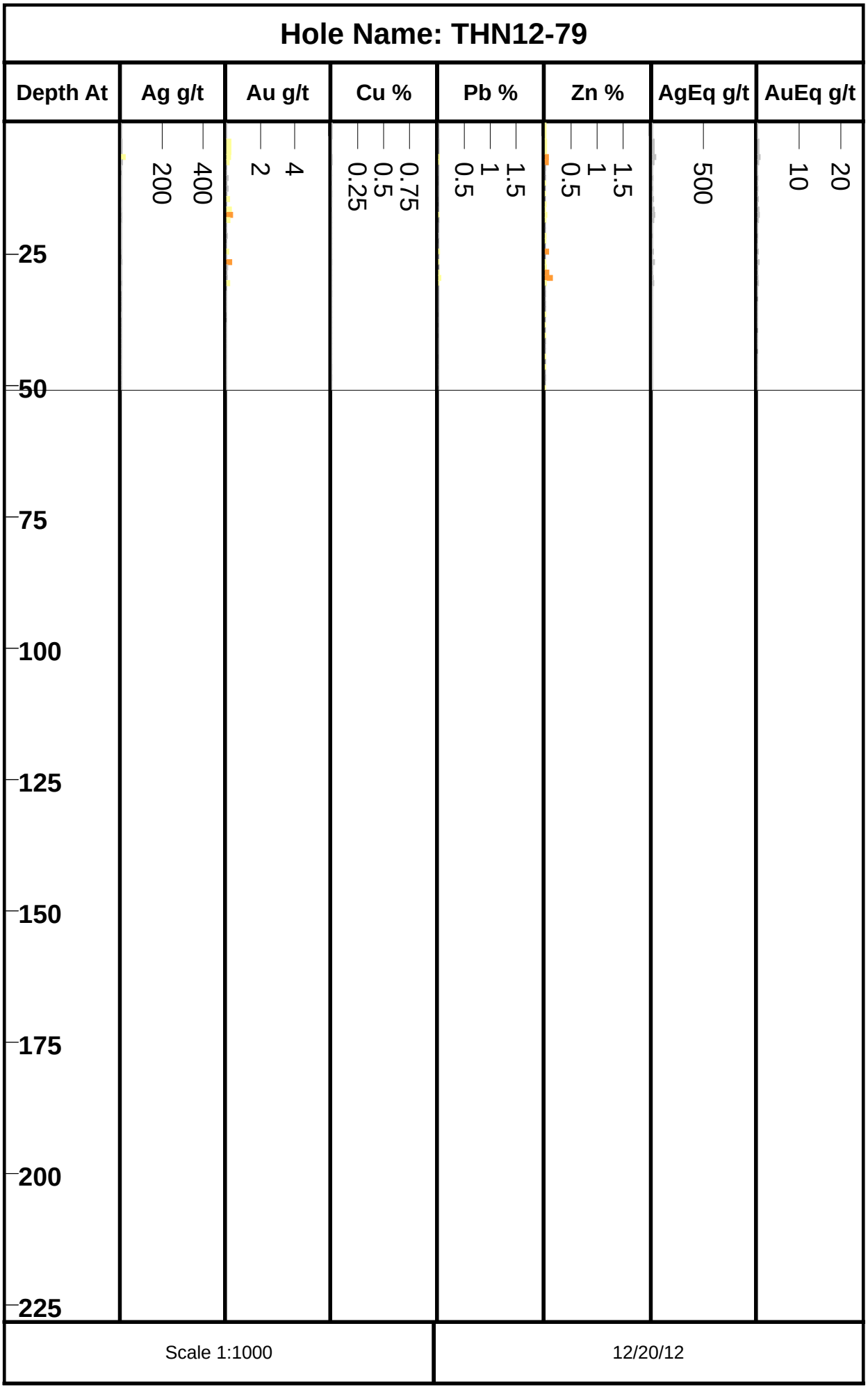

Hole Name: THN12-80

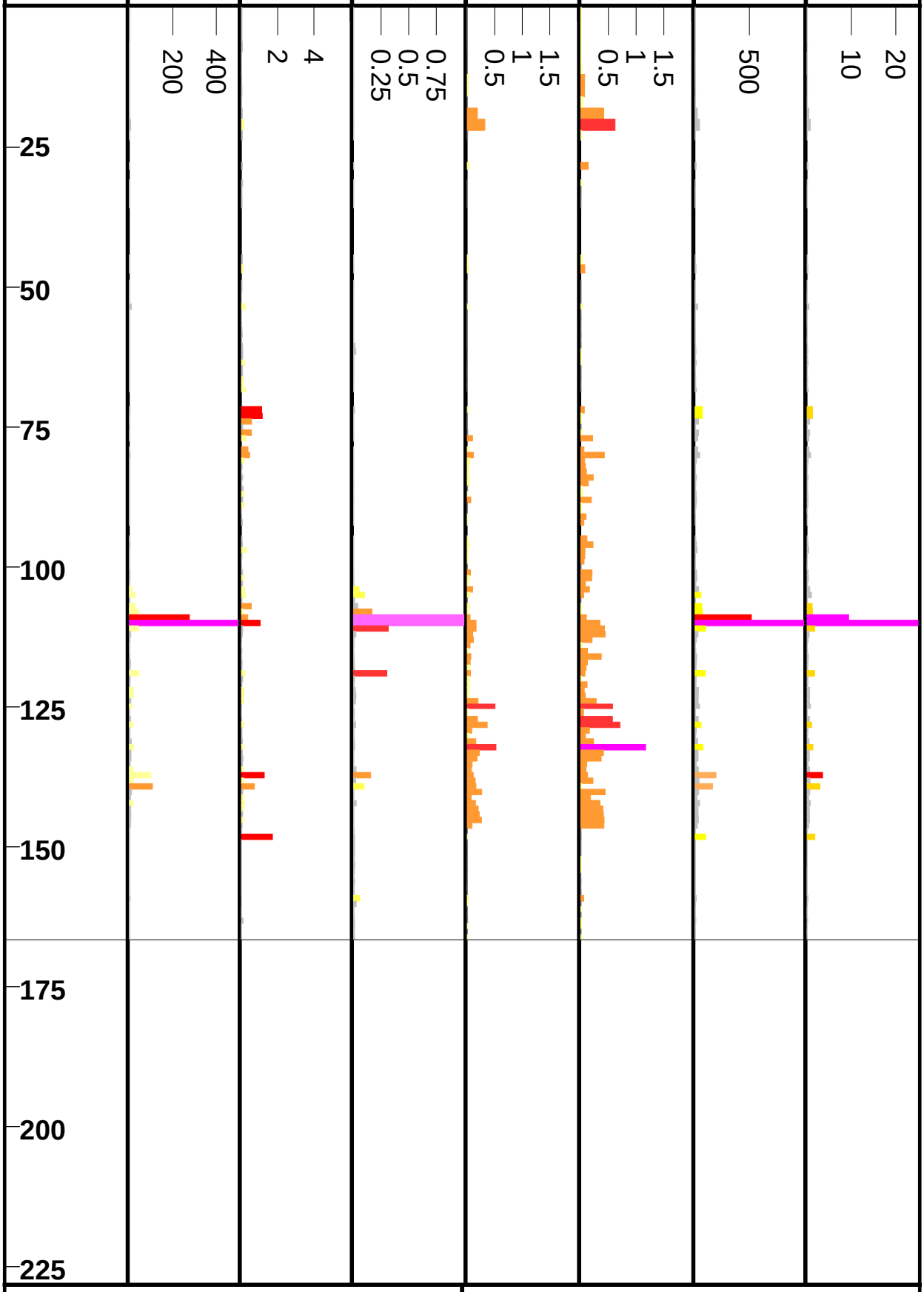

Scale 1:1000

12/20/12

Hole Name: THN12-81

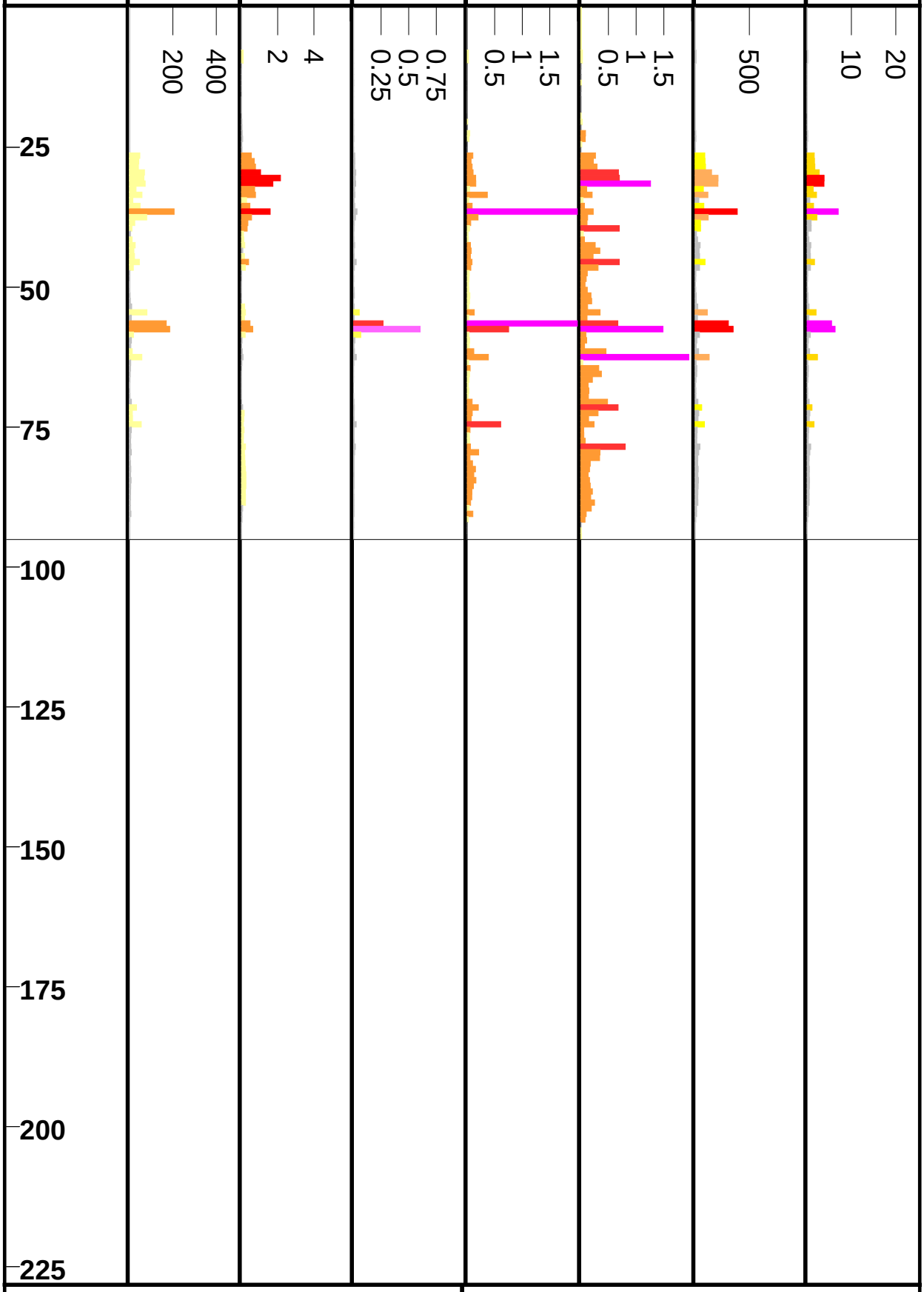

Scale 1:1000

12/20/12

Hole Name: THN12-82

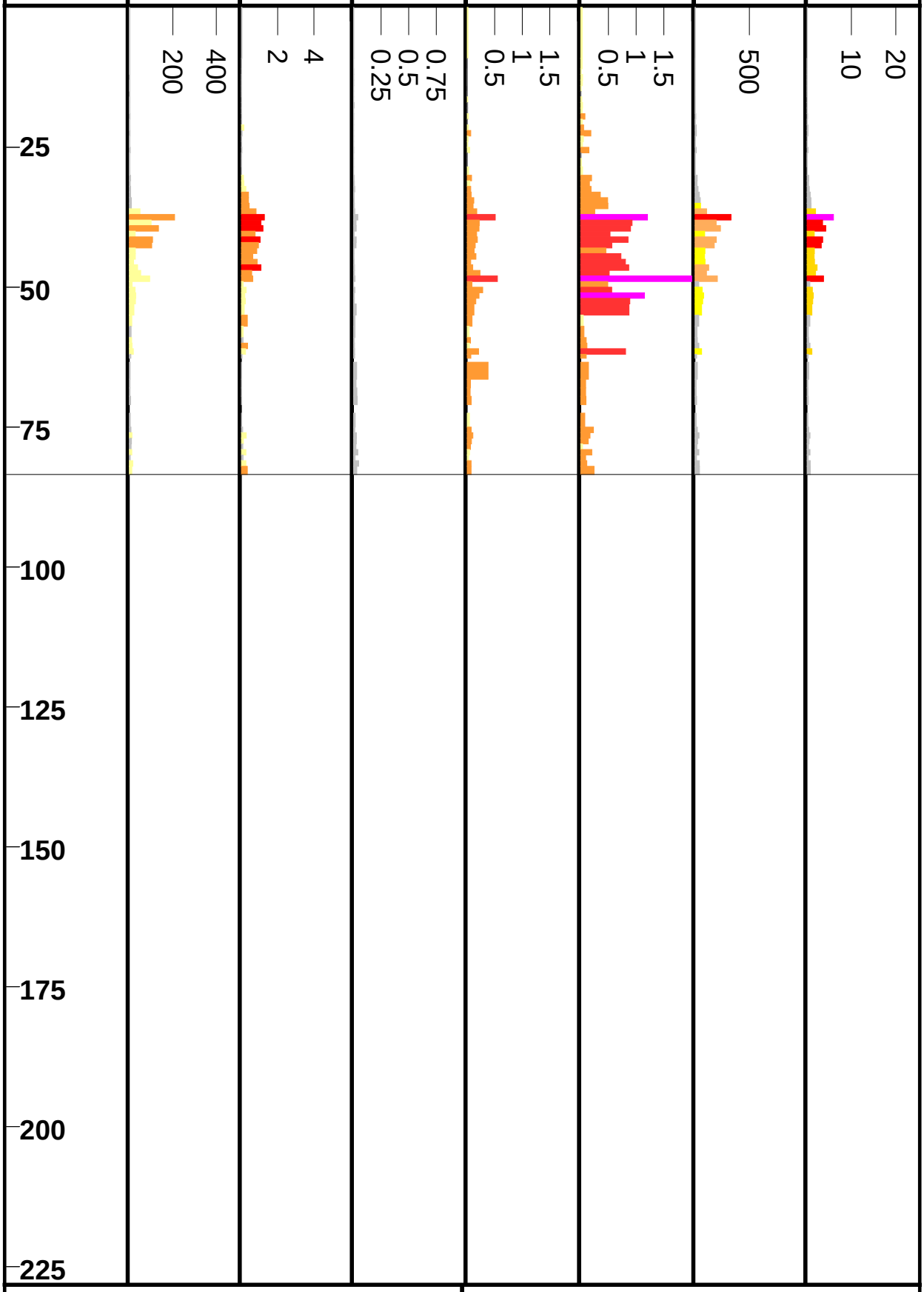

Scale 1:1000

12/20/12

Hole Name: THN12-83

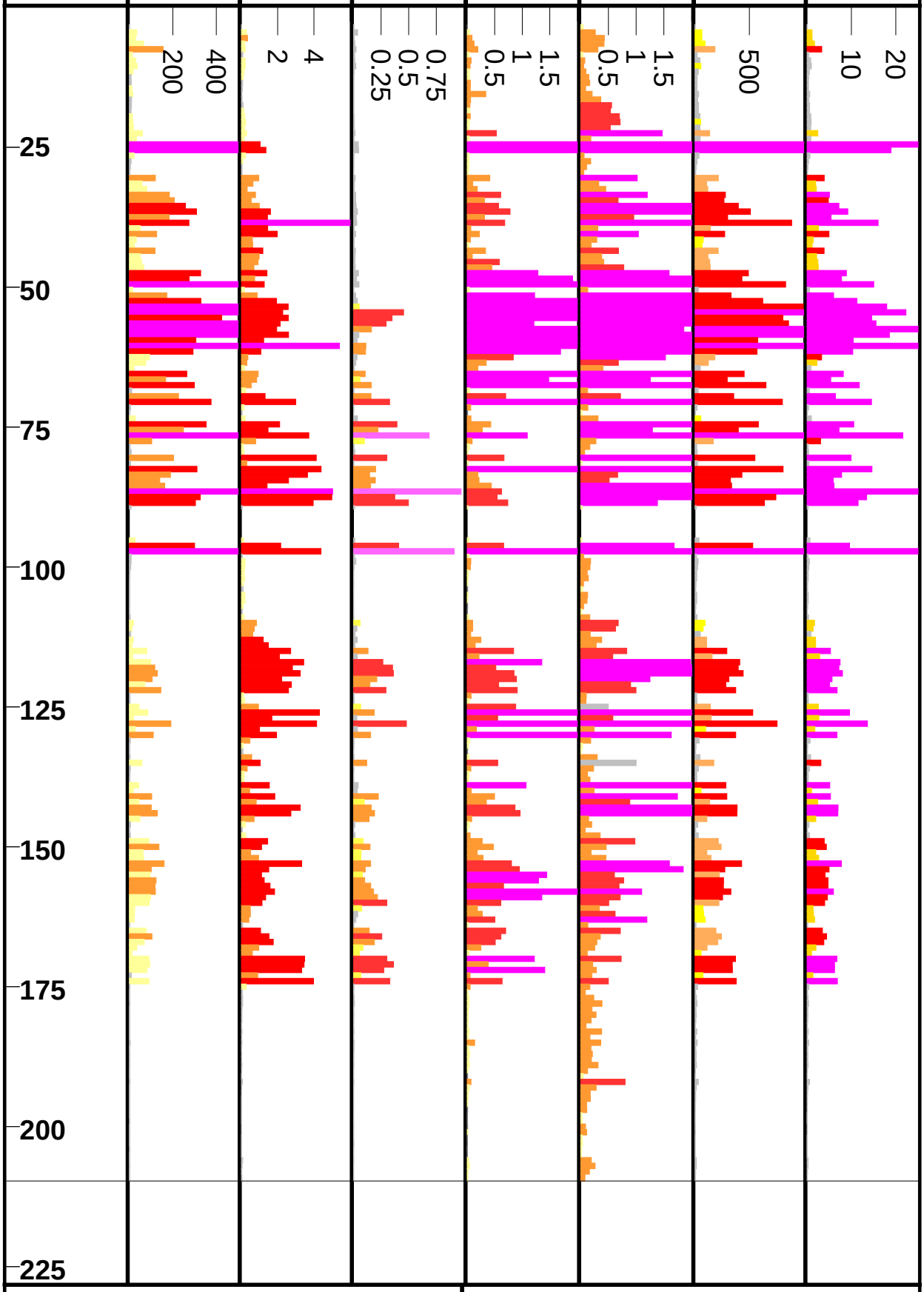

Scale 1:1000

12/20/12

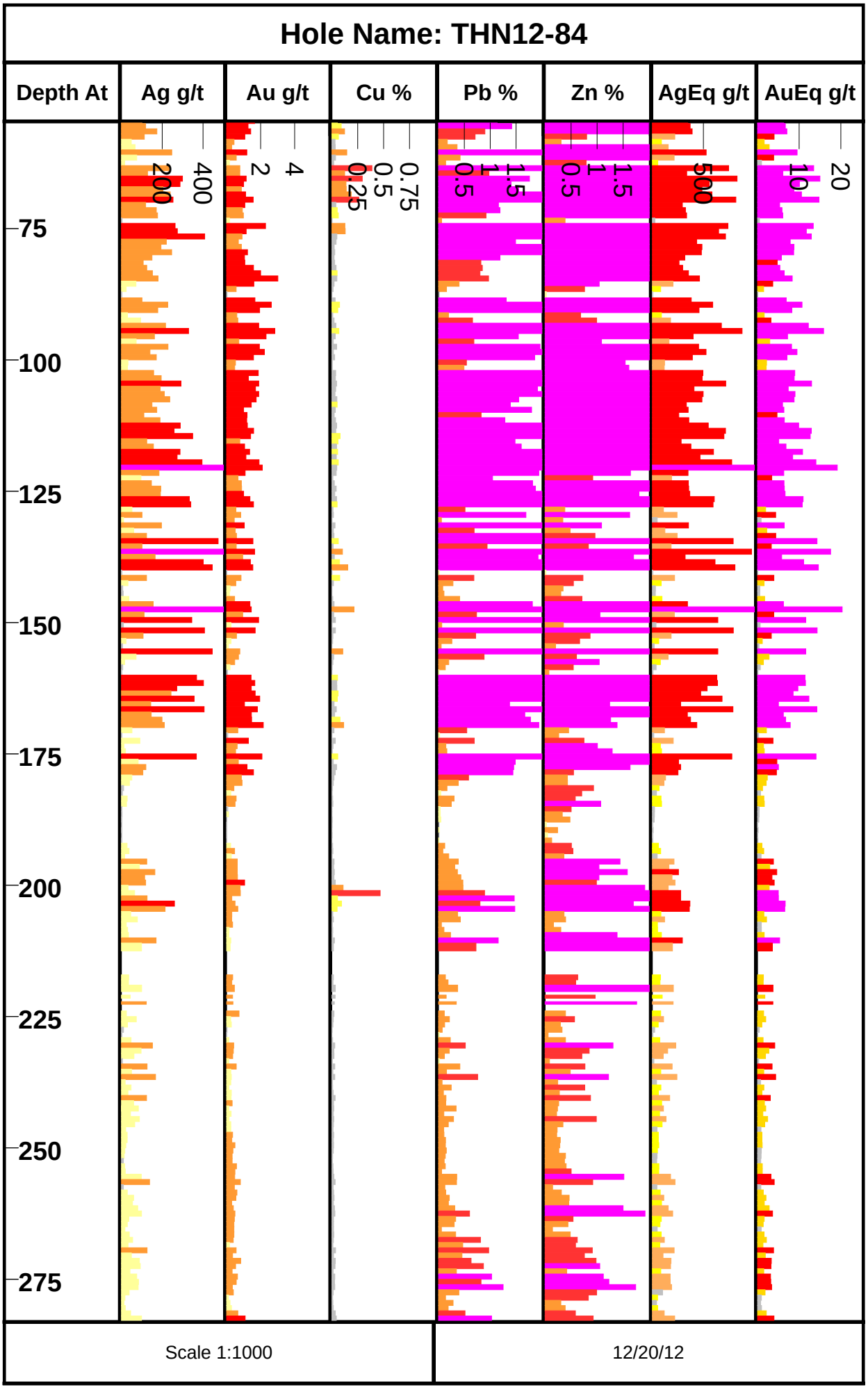
Hole Name: THN12-84
Depth At
Ag g/t
Au g/t
Cu %
Pb %
Zn %
AgEq g/t
AuEq g/t
200
400
2
4
0.25
0.5
0.75
0.5
1
1.5
0.5
1
1.5
500
10
20
75
100
125
150
175
200
225
250
275
Scale 1:1000
12/20/12

Hole Name: THN12-84

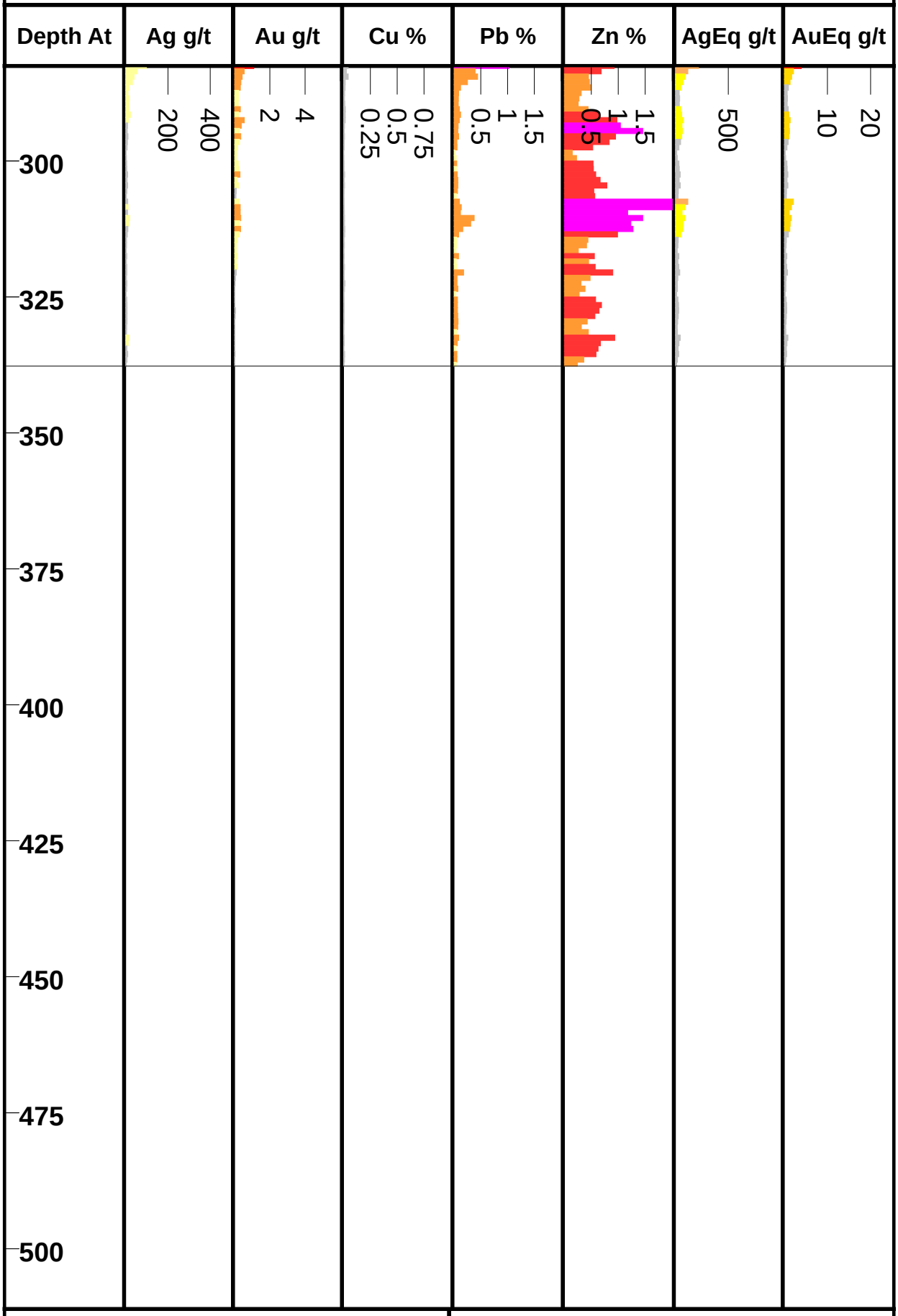

Scale 1:1000

12/20/12

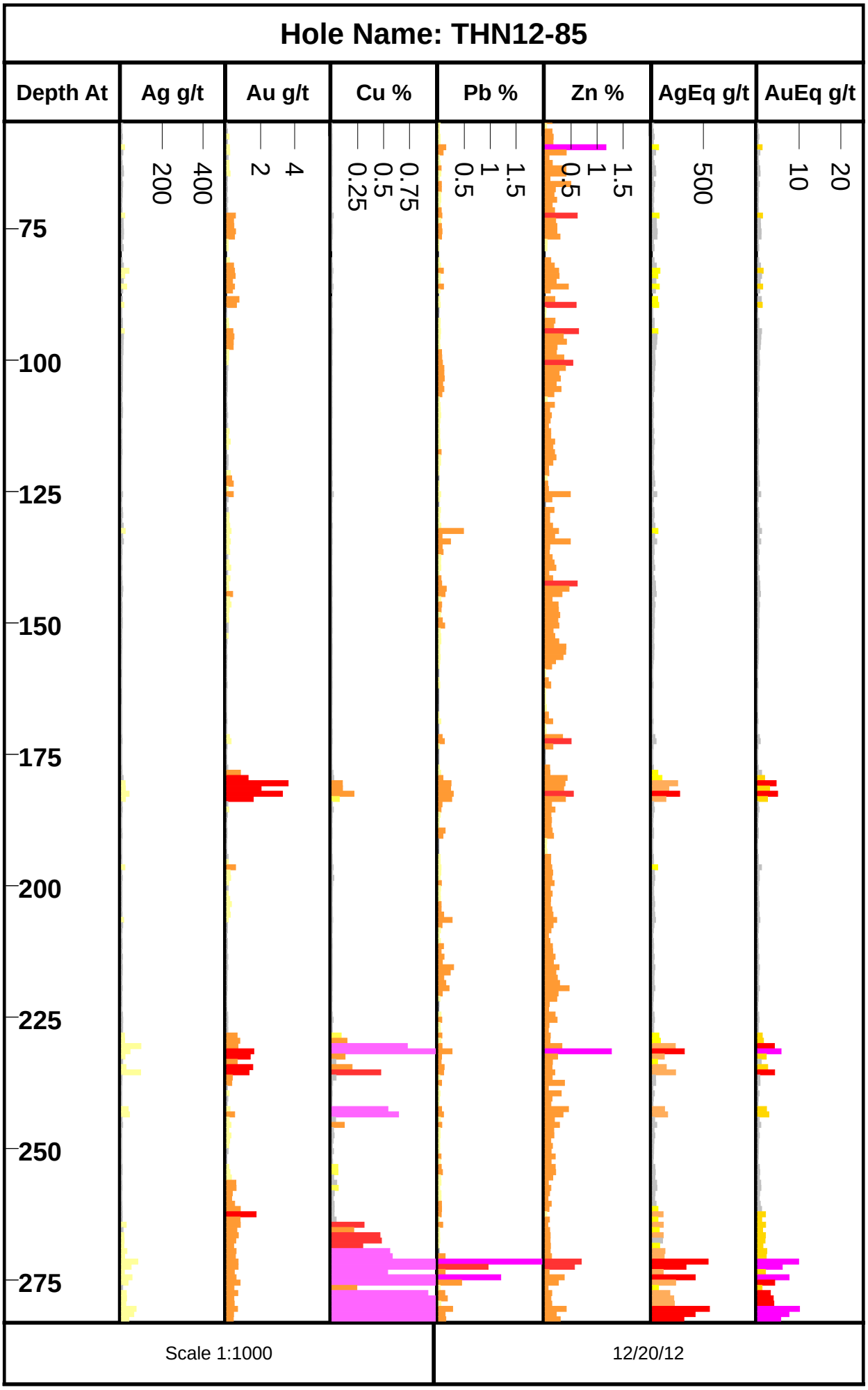
Hole Name: THN12-85
Depth At
Ag g/t
Au g/t
Cu %
Pb %
Zn %
AgEq g/t
AuEq g/t
200
400
2
4
0.25
0.5
0.75
0.5
1
1.5
0.5
1
1.5
500
10
20
75
100
125
150
175
200
225
250
275
Scale 1:1000
12/20/12

Hole Name: THN12-85

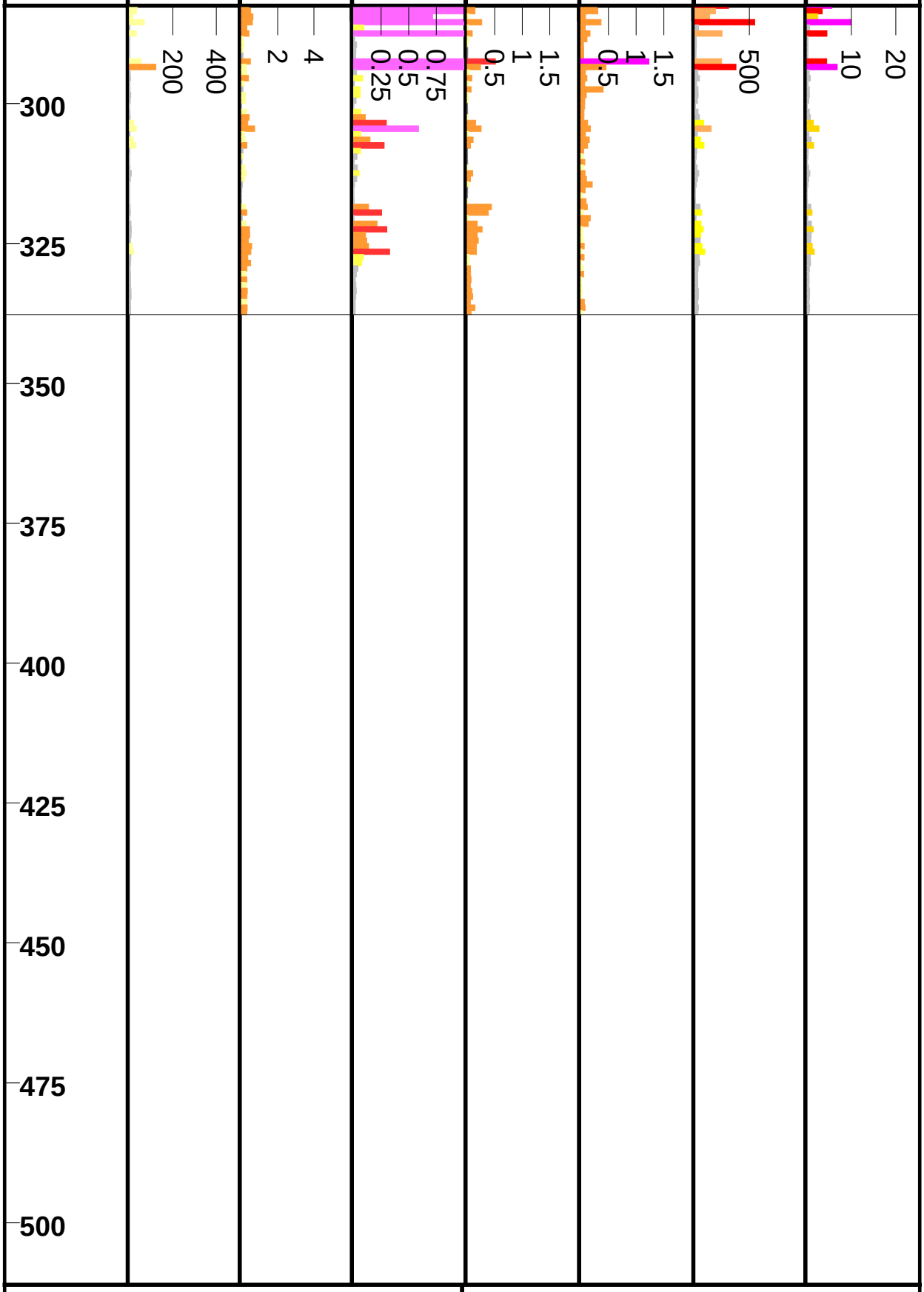

Scale 1:1000

12/20/12

Hole Name: THN12-86

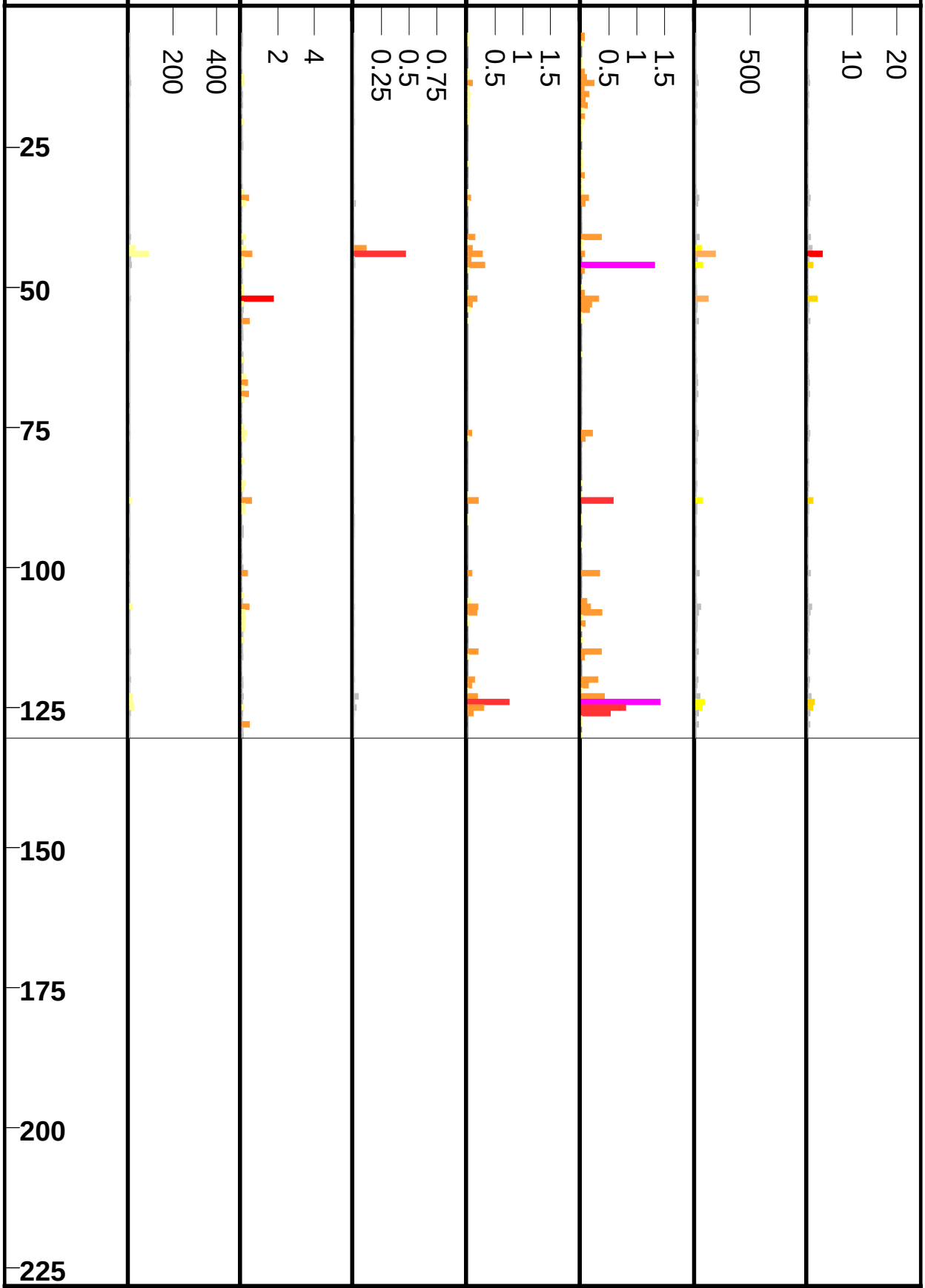

Scale 1:1000

12/20/12

Hole Name: THN12-87

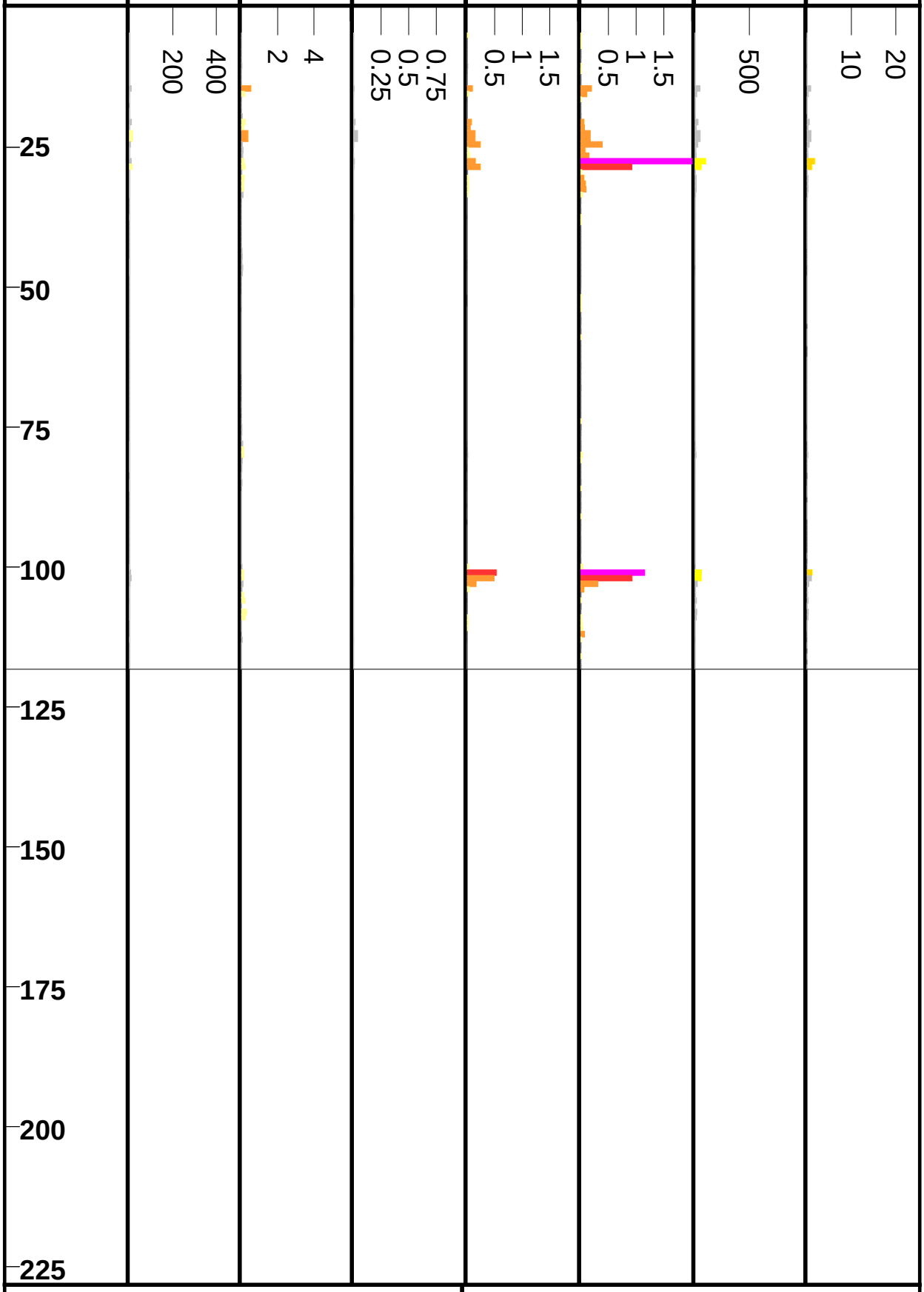

Scale 1:1000

12/20/12

Appendix E.1: Certificates of Analysis (Drill Core Samples)

AGAT Laboratories

5623 McADAM ROAD
MISSISSAUGA, ONTARIO
CANADA L4Z 1N9
TEL (905)501-9998
FAX (905)501-0589
http://www.agatlabs.com

CLIENT NAME: BRIXTON METALS CORPORATION
1411-409 GRANVILLE ST.
VANCOUVER, BC V6C1T2
(604) 630-9707

ATTENTION TO: GARY THOMPSON

PROJECT NO: THORN 2012 Batch # 9

AGAT WORK ORDER: 12Y620771

SOLID ANALYSIS REVIEWED BY: Kevin Motomura, ICP Supervisor

DATE REPORTED: Aug 16, 2012

PAGES (INCLUDING COVER): 11

Should you require any information regarding this analysis please contact your client services representative at (905) 501-9998

*NOTES

All samples are stored at no charge for 90 days. Please contact the lab if you require additional sample storage time.

Results relate only to the items tested and to all the items tested

AGAT Laboratories

5623 McADAM ROAD
MISSISSAUGA, ONTARIO
CANADA L4Z 1N9
TEL (905)501-9998
FAX (905)501-0589
http://www.agatlabs.com

Certificate of Analysis

AGAT WORK ORDER: 12Y620771

PROJECT NO: THORN 2012 Batch # 9

CLIENT NAME: BRIXTON METALS CORPORATION

ATTENTION TO: GARY THOMPSON

Aqua Regia Digest - Metals Package, ICP-OES finish (201073)

DATE SAMPLED: Jul 16, 2012 | DATE RECEIVED: Jul 13, 2012 | DATE REPORTED: Aug 16, 2012 | SAMPLE TYPE: Drill Core

Analyte:	Ag	Al	As	B	Ba	Be	Bi	Ca	Cd	Ce	Co	Cr	Cu	Cu
Unit:	ppm	%	ppm	ppm	ppm	ppm	ppm	%	ppm	ppm	ppm	ppm	%	ppm
Sample Description RDL:	0.2	0.01	1	5	1	0.5	1	0.01	0.5	1	0.5	0.5	0.002	0.5
E5541717	135	0.56	4970	<5	9	<0.5	14	0.08	34.6	<1	6.0	44.2		435
E5541718	119	0.51	3530	<5	32	<0.5	13	0.09	32.3	5	7.2	10.3		343
E5541719	121	0.51	3610	<5	35	<0.5	16	0.09	32.7	5	7.5	11.1		353
E5541720	21.7	0.74	1410	<5	92	<0.5	3	0.16	8.7	26	7.5	52.5		131
E5541721	138	0.55	4280	<5	20	<0.5	14	0.14	85.7	4	6.3	11.4		487
E5541722	0.2	0.94	28	<5	141	0.5	2	1.17	<0.5	21	12.4	53.1		19.0
E5541723	20.2	0.82	1330	<5	90	<0.5	3	0.15	8.3	26	6.9	49.1		121
E5541724	138	0.60	4360	<5	25	<0.5	14	0.14	85.8	5	6.2	11.5		482
E5541725	85.7	0.52	2120	<5	58	<0.5	6	0.22	80.3	20	6.8	27.1		360
E5541726	171	0.36	1030	13	12	<0.5	63	1.74	485	<1	27.3	15.3	1.24	>10000
E5541727	85.0	0.43	2120	<5	52	<0.5	8	0.22	77.9	18	6.9	26.0		344
E5541728	86.6	0.39	2130	<5	40	<0.5	6	0.22	79.4	16	6.8	24.7		350
E5541729	24.7	0.52	1450	<5	50	<0.5	3	0.39	12.1	18	6.1	11.3		70.9
E5541730	25.9	0.62	1630	<5	69	0.5	4	0.45	11.5	21	6.9	12.2		71.3
E5541731	14.1	0.55	1610	<5	59	0.5	2	1.34	20.0	25	6.4	26.8		25.3
E5541732	13.7	0.50	1520	<5	55	<0.5	3	1.31	19.0	23	6.1	24.9		24.3
E5541733	27.2	0.59	4060	<5	71	0.5	5	0.62	56.3	21	6.0	13.3		34.4
E5541734	27.0	0.57	4010	<5	69	0.5	4	0.63	55.8	21	5.8	12.4		34.3
E5541735	44.0	0.43	2250	<5	55	<0.5	4	0.65	62.5	17	6.3	30.1		82.1
E5541736	42.0	0.44	2070	<5	54	<0.5	4	0.58	59.2	16	5.7	28.8		76.5
E5541737	30.0	0.53	3660	<5	63	<0.5	5	0.53	43.2	20	5.9	14.0		80.5
E5541738	29.0	0.51	3580	<5	61	<0.5	4	0.51	42.1	20	5.8	13.2		78.5
E5541739	33.6	0.42	3950	<5	59	<0.5	4	0.81	49.1	20	5.6	23.8		58.3
E5541740	33.6	0.45	4040	<5	88	<0.5	4	0.88	49.8	21	5.9	23.3		60.7
E5541741	34.9	0.42	4160	<5	84	<0.5	4	0.86	50.9	22	6.0	24.2		62.4
E5541742	26.0	0.52	2970	<5	96	0.5	4	0.77	54.6	26	7.0	10.9		46.2

Certified By:

Results relate only to the items tested and to all the items tested

AGAT Laboratories
5623 McADAM ROAD
MISSISSAUGA, ONTARIO
CANADA L4Z 1N9
TEL (905)501-9998
FAX (905)501-0589
http://www.agatlabs.com

Certificate of Analysis

AGAT WORK ORDER: 12Y620771

PROJECT NO: THORN 2012 Batch # 9

CLIENT NAME: BRIXTON METALS CORPORATION

ATTENTION TO: GARY THOMPSON

Aqua Regia Digest - Metals Package, ICP-OES finish (201073)

DATE SAMPLED: Jul 16, 2012 | DATE RECEIVED: Jul 13, 2012 | DATE REPORTED: Aug 16, 2012 | SAMPLE TYPE: Drill Core

Analyte:	Fe	Ga	Hg	In	K	La	Li	Mg	Mn	Mo	Na	Ni	P	Pb
Unit:	%	ppm	ppm	ppm	%	ppm	ppm	%	ppm	ppm	%	ppm	ppm	ppm
Sample Description RDL:	0.01	5	1	1	0.01	1	1	0.01	1	0.5	0.01	0.5	10	0.5
E5541717	9.04	<5	1	<1	0.29	10	1	0.07	75	3.1	0.01	3.1	156	8100
E5541718	7.38	<5	<1	3	0.31	15	<1	0.03	58	1.7	0.01	3.2	345	6220
E5541719	7.47	<5	<1	<1	0.31	15	<1	0.03	59	2.7	0.01	3.3	351	6300
E5541720	2.98	<5	<1	2	0.42	17	<1	0.03	46	1.0	0.03	4.1	803	2170
E5541721	6.98	<5	<1	<1	0.32	12	<1	0.02	39	<0.5	0.01	1.6	678	8000
E5541722	3.01	<5	<1	3	0.13	10	2	0.73	468	1.2	0.27	30.7	1550	24.5
E5541723	2.76	<5	<1	<1	0.45	17	<1	0.04	45	2.0	0.03	3.7	735	2020
E5541724	7.05	<5	<1	<1	0.34	13	<1	0.02	38	1.3	0.01	1.6	670	8010
E5541725	4.26	<5	<1	<1	0.32	16	<1	0.02	83	2.3	0.01	3.4	803	4750
E5541726	16.5	16	16	<1	0.08	<1	4	0.80	440	38.1	<0.01	51.2	436	>10000
E5541727	4.08	<5	<1	2	0.28	15	<1	0.02	81	2.1	0.01	3.0	795	4740
E5541728	4.10	<5	<1	<1	0.25	14	<1	0.02	80	1.6	0.01	3.4	778	4730
E5541729	3.24	<5	<1	<1	0.32	13	<1	0.04	202	2.6	<0.01	3.0	739	689
E5541730	3.62	<5	<1	<1	0.38	15	<1	0.05	234	4.0	0.01	3.4	834	627
E5541731	2.59	<5	<1	<1	0.35	16	<1	0.09	604	2.3	0.01	2.7	813	859
E5541732	2.51	<5	<1	<1	0.33	15	<1	0.08	572	3.1	0.01	2.5	767	816
E5541733	3.01	<5	<1	<1	0.37	15	<1	0.05	269	1.7	0.01	2.5	814	1290
E5541734	3.03	<5	<1	<1	0.36	14	<1	0.05	262	2.4	0.01	2.5	783	1260
E5541735	3.44	<5	<1	<1	0.30	14	<1	0.04	284	4.1	0.01	3.3	694	2140
E5541736	3.11	<5	<1	<1	0.29	13	<1	0.04	257	2.5	0.01	3.0	635	2010
E5541737	3.10	<5	<1	<1	0.34	15	<1	0.04	239	3.2	0.01	2.6	697	1150
E5541738	3.04	<5	<1	<1	0.33	14	<1	0.04	232	1.8	0.01	2.5	684	1130
E5541739	2.89	<5	<1	<1	0.29	14	<1	0.11	424	3.5	<0.01	3.1	770	1460
E5541740	3.15	<5	<1	<1	0.31	15	<1	0.12	434	2.3	<0.01	3.2	805	1500
E5541741	3.06	<5	<1	<1	0.29	16	<1	0.12	454	2.2	<0.01	3.4	824	1520
E5541742	2.95	<5	<1	1	0.34	17	<1	0.15	443	3.1	<0.01	3.5	917	1870

Certified By:

Results relate only to the items tested and to all the items tested

AGAT Laboratories
5623 McADAM ROAD
MISSISSAUGA, ONTARIO
CANADA L4Z 1N9
TEL (905)501-9998
FAX (905)501-0589
http://www.agatlabs.com

Certificate of Analysis

AGAT WORK ORDER: 12Y620771

PROJECT NO: THORN 2012 Batch # 9

CLIENT NAME: BRIXTON METALS CORPORATION

ATTENTION TO: GARY THOMPSON

Aqua Regia Digest - Metals Package, ICP-OES finish (201073)

DATE SAMPLED: Jul 16, 2012 | DATE RECEIVED: Jul 13, 2012 | DATE REPORTED: Aug 16, 2012 | SAMPLE TYPE: Drill Core

Analyte:	Rb	S	Sb	Sc	Se	Sn	Sr	Ta	Te	Th	Ti	Tl	U	V
Unit:	ppm	%	ppm	ppm	ppm	ppm	ppm	ppm	ppm	ppm	%	ppm	ppm	ppm
Sample Description RDL:	10	0.005	1	0.5	10	5	0.5	10	10	5	0.01	5	5	0.5
E5541717	24	10.5	3920	1.0	<10	<5	40.7	<10	29	<5	<0.01	10	<5	13.8
E5541718	25	8.53	2320	1.0	<10	<5	18.0	<10	27	<5	<0.01	9	<5	10.7
E5541719	26	8.62	2340	1.0	<10	<5	17.4	<10	23	<5	<0.01	9	<5	10.9
E5541720	33	3.18	167	1.7	<10	<5	16.3	<10	<10	5	<0.01	7	<5	11.0
E5541721	25	8.38	818	0.7	<10	<5	8.2	<10	32	<5	<0.01	7	<5	9.2
E5541722	<10	0.042	2	7.8	<10	<5	128	<10	<10	<5	0.22	10	<5	60.5
E5541723	37	2.99	149	1.8	<10	<5	15.7	<10	<10	<5	<0.01	6	<5	11.6
E5541724	27	8.40	806	0.8	<10	<5	7.2	<10	32	<5	<0.01	6	<5	10.9
E5541725	25	5.09	337	1.0	<10	<5	23.2	<10	15	<5	<0.01	5	<5	7.4
E5541726	<10	20.3	208	<0.5	204	67	18.5	<10	75	<5	<0.01	34	<5	29.9
E5541727	21	4.95	302	0.9	<10	<5	22.4	<10	19	<5	<0.01	6	<5	6.6
E5541728	19	4.98	324	0.9	<10	<5	21.1	<10	18	<5	<0.01	6	<5	6.0
E5541729	25	3.57	83	1.6	<10	<5	50.6	<10	<10	<5	<0.01	5	<5	7.9
E5541730	31	3.96	84	1.9	<10	<5	60.0	<10	<10	<5	<0.01	7	<5	9.4
E5541731	32	2.84	40	2.2	<10	<5	185	<10	<10	<5	<0.01	8	<5	9.3
E5541732	29	2.79	36	2.0	<10	<5	183	<10	<10	6	<0.01	7	<5	8.2
E5541733	32	3.44	65	1.7	<10	<5	118	<10	10	5	<0.01	6	<5	8.4
E5541734	30	3.47	61	1.7	<10	<5	119	<10	<10	5	<0.01	7	<5	7.7
E5541735	24	4.01	89	1.3	<10	<5	119	<10	<10	5	<0.01	6	<5	6.4
E5541736	25	3.75	86	1.3	<10	<5	104	<10	<10	<5	<0.01	6	<5	6.6
E5541737	28	3.42	83	1.4	<10	<5	101	<10	<10	<5	<0.01	7	<5	6.8
E5541738	27	3.37	78	1.4	<10	<5	95.2	<10	<10	<5	<0.01	6	<5	6.9
E5541739	25	3.23	87	1.5	<10	<5	144	<10	<10	<5	<0.01	7	<5	6.6
E5541740	26	3.49	87	1.5	<10	<5	158	<10	<10	<5	<0.01	7	<5	6.4
E5541741	26	3.35	88	1.5	<10	<5	154	<10	<10	5	<0.01	7	<5	6.8
E5541742	28	3.20	87	1.7	<10	<5	130	<10	<10	5	<0.01	7	<5	7.9

Certified By:

Results relate only to the items tested and to all the items tested

AGAT Laboratories

5623 McADAM ROAD
MISSISSAUGA, ONTARIO
CANADA L4Z 1N9
TEL (905)501-9998
FAX (905)501-0589
http://www.agatlabs.com

Certificate of Analysis

AGAT WORK ORDER: 12Y620771

PROJECT NO: THORN 2012 Batch # 9

CLIENT NAME: BRIXTON METALS CORPORATION

ATTENTION TO: GARY THOMPSON

Aqua Regia Digest - Metals Package, ICP-OES finish (201073)

DATE SAMPLED: Jul 16, 2012 | DATE RECEIVED: Jul 13, 2012 | DATE REPORTED: Aug 16, 2012 | SAMPLE TYPE: Drill Core

Analyte:	W	Y	Zn	Zr	Zn Fusion	Pb-Fusion
Unit:	ppm	ppm	ppm	ppm	%	%
Sample Description RDL:	1	1	0.5	5	0.005	0.005
E5541717	14	3	>10000	<5	1.37	
E5541718	6	3	9090	5		
E5541719	7	3	9300	5		
E5541720	<1	5	1770	7		
E5541721	44	4	>10000	5	1.75	
E5541722	<1	11	80.0	20		
E5541723	<1	5	1660	6		
E5541724	43	4	>10000	6	1.77	
E5541725	20	5	9870	6		
E5541726	848	4	>10000	<5	9.51	1.53
E5541727	9	5	9630	5		
E5541728	21	5	9810	5		
E5541729	<1	5	1930	5		
E5541730	<1	5	1830	6		
E5541731	<1	6	2500	5		
E5541732	<1	6	2390	5		
E5541733	3	5	6220	6		
E5541734	2	5	6170	6		
E5541735	3	4	7130	5		
E5541736	2	4	6680	<5		
E5541737	2	5	4580	<5		
E5541738	<1	5	4480	<5		
E5541739	<1	5	4750	<5		
E5541740	<1	5	4830	<5		
E5541741	1	6	4930	<5		
E5541742	2	6	5000	5		

Comments: RDL - Reported Detection Limit

Certified By:

Results relate only to the items tested and to all the items tested

AGAT Laboratories
5623 McADAM ROAD
MISSISSAUGA, ONTARIO
CANADA L4Z 1N9
TEL (905)501-9998
FAX (905)501-0589
http://www.agatlabs.com

Certificate of Analysis

AGAT WORK ORDER: 12Y620771

PROJECT NO: THORN 2012 Batch # 9

CLIENT NAME: BRIXTON METALS CORPORATION

ATTENTION TO: GARY THOMPSON

Fire Assay - Trace Au, ICP-OES finish (202052)

DATE SAMPLED: Jul 16, 2012 | DATE RECEIVED: Jul 13, 2012 | DATE REPORTED: Aug 16, 2012 | SAMPLE TYPE: Drill Core

Analyte:	Sample Login Weight	Au
Unit:	kg	ppm
Sample Description RDL:	0.01	0.001
E5541717	3.24	1.71
E5541718	2.26	1.90
E5541719	2.12	1.90
E5541720	2.04	0.567
E5541721	2.34	2.37
E5541722	0.43	0.016
E5541723	1.86	0.509
E5541724	2.29	2.52
E5541725	2.29	1.70
E5541726	0.15	1.98
E5541727	1.97	1.61
E5541728	1.97	1.65
E5541729	2..03	0.570
E5541730	2.13	0.574
E5541731	2.21	0.298
E5541732	DUP	0.287
E5541733	2.16	0.519
E5541734	1.92	0.533
E5541735	1.72	0.563
E5541736	2.13	0.611
E5541737	2.48	0.967
E5541738	2.48	0.900
E5541739	1.93	0.514
E5541740	2.13	0.544
E5541741	1.79	0.512
E5541742	3.11	0.360

Comments: RDL - Reported Detection Limit

Certified By:

Results relate only to the items tested and to all the items tested

AGAT Laboratories

5623 McADAM ROAD
MISSISSAUGA, ONTARIO
CANADA L4Z 1N9
TEL (905)501-9998
FAX (905)501-0589
http://www.agatlabs.com

Quality Assurance

CLIENT NAME: BRIXTON METALS CORPORATION

AGAT WORK ORDER: 12Y620771

PROJECT NO: THORN 2012 Batch # 9

ATTENTION TO: GARY THOMPSON

Solid Analysis

RPT Date: Aug 16, 2012		REPLICATE				Method Blank	REFERENCE MATERIAL				
PARAMETER	Batch	Sample Id	Original	Rep #1	RPD		Result Value	Expect Value	Recovery	Acceptable Limits	
										Lower	Upper
Fire Assay - Trace Au, ICP-OES finish (202052)											
Au	1	3520639	1.71	1.73	1.2%	< 0.001	0.259	0.263	98%	90%	110%
Fire Assay - Trace Au, ICP-OES finish (202052)											
Au	1	3520666	0.360	0.358	0.6%	< 0.001				90%	110%
Aqua Regia Digest - Metals Package, ICP-OES finish (201073)											
Ag	1	3520639	135	140	3.6%	< 0.2				80%	120%
Al	1	3520639	0.56	0.63	11.8%	< 0.01				80%	120%
As	1	3520639	4970	5240	5.3%	< 1				80%	120%
B	1	3520639	< 5	< 5	0.0%	< 5				80%	120%
Ba	1	3520639	9	13		< 1				80%	120%
Be	1	3520639	< 0.5	< 0.5	0.0%	< 0.5				80%	120%
Bi	1	3520639	14	17	19.4%	< 1				80%	120%
Ca	1	3520639	0.08	0.08	0.0%	< 0.01				80%	120%
Cd	1	3520639	34.6	37.2	7.2%	< 0.5				80%	120%
Ce	1	3520639	< 1	< 1	0.0%	< 1				80%	120%
Co	1	3520639	6.0	6.1	1.7%	< 0.5				80%	120%
Cr	1	3520639	44.2	48.8	9.9%	< 0.5				80%	120%
Cu	1	3520639	435	446	2.5%	< 0.5	3682	3800	96%	80%	120%
Fe	1	3520639	9.04	9.19	1.6%	< 0.01				80%	120%
Ga	1	3520639	< 5	< 5	0.0%	< 5				80%	120%
Hg	1	3520639	1	< 1		< 1				80%	120%
In	1	3520639	< 1	< 1	0.0%	< 1				80%	120%
K	1	3520639	0.29	0.32	9.8%	< 0.01				80%	120%
La	1	3520639	10	11	9.5%	< 1				80%	120%
Li	1	3520639	1	1	0.0%	< 1				80%	120%
Mg	1	3520639	0.071	0.075	5.5%	< 0.01				80%	120%
Mn	1	3520639	75	79	5.2%	< 1				80%	120%
Mo	1	3520639	3.1	2.1		0.5				80%	120%
Na	1	3520639	0.01	0.01	0.0%	< 0.01				80%	120%
Ni	1	3520639	3.1	3.1	0.0%	< 0.5				80%	120%
P	1	3520639	156	160	2.5%	< 10	549	600	92%	80%	120%
Pb	1	3520639	8100	8470	4.5%	< 0.5				80%	120%
Rb	1	3520639	24	29	18.9%	< 10	13	13	99%	80%	120%
S	1	3520639	10.5	10.6	0.9%	< 0.005				80%	120%
Sb	1	3520639	3920	4120	5.0%	< 1				80%	120%
Sc	1	3520639	1.02	1.17	13.7%	< 0.5				80%	120%
Se	1	3520639	< 10	< 10	0.0%	< 10				80%	120%
Sn	1	3520639	< 5	< 5	0.0%	< 5				80%	120%
Sr	1	3520639	40.7	43.6	6.9%	< 0.5				80%	120%
Ta	1	3520639	< 10	< 10	0.0%	< 10				80%	120%
Te	1	3520639	29	29	0.0%	< 10				80%	120%
Th	1	3520639	< 5	< 5	0.0%	< 5	1.5	1.4	108%	80%	120%
Ti	1	3520639	< 0.01	< 0.01	0.0%	< 0.01				80%	120%
Tl	1	3520639	10	12	18.2%	< 5				80%	120%

Results relate only to the items tested and to all the items tested

AGAT Laboratories
5623 McADAM ROAD
MISSISSAUGA, ONTARIO
CANADA L4Z 1N9
TEL (905)501-9998
FAX (905)501-0589
http://www.agatlabs.com

Quality Assurance

CLIENT NAME: BRIXTON METALS CORPORATION
AGAT WORK ORDER: 12Y620771
PROJECT NO: THORN 2012 Batch # 9
ATTENTION TO: GARY THOMPSON

Solid Analysis (Continued)

RPT Date: Aug 16, 2012		REPLICATE				Method Blank	REFERENCE MATERIAL				
PARAMETER	Batch	Sample Id	Original	Rep #1	RPD		Result Value	Expect Value	Recovery	Acceptable Limits Lower	Acceptable Limits Upper
U	1	3520639	< 5	< 5	0.0%	< 5				80%	120%
V	1	3520639	13.8	15.5	11.6%	< 0.5				80%	120%
W	1	3520639	14	16	13.3%	< 1				80%	120%
Y	1	3520639	3	3	0.0%	< 1				80%	120%
Zn	1	3520639	>10000	>10000		< 0.5				80%	120%
Zr	1	3520639	4	5	22.2%	< 5				80%	120%
Aqua Regia Digest - Metals Package, ICP-OES finish (201073)											
Ag	1	3520666	26.0	26.2	0.8%	< 0.2				80%	120%
Al	1	3520666	0.52	0.53	1.9%	< 0.01				80%	120%
As	1	3520666	2970	2990	0.7%	< 1				80%	120%
B	1	3520666	< 5	< 5	0.0%	< 5				80%	120%
Ba	1	3520666	96	82	15.7%	< 1				80%	120%
Be	1	3520666	0.5	0.5	0.0%	< 0.5				80%	120%
Bi	1	3520666	4	4	0.0%	< 1				80%	120%
Ca	1	3520666	0.77	0.78	1.3%	< 0.01				80%	120%
Cd	1	3520666	54.6	55.4	1.5%	< 0.5				80%	120%
Ce	1	3520666	26	26	0.0%	< 1				80%	120%
Co	1	3520666	7.0	7.0	0.0%	< 0.5				80%	120%
Cr	1	3520666	10.9	11.1	1.8%	< 0.5				80%	120%
Cu	1	3520666	46.2	46.1	0.2%	< 0.5	3903	3800	102%	80%	120%
Fe	1	3520666	2.95	2.98	1.0%	< 0.01				80%	120%
Ga	1	3520666	< 5	< 5	0.0%	< 5				80%	120%
Hg	1	3520666	< 1	< 1	0.0%	< 1	1.5	1.3	117%	80%	120%
In	1	3520666	1	1	0.0%	< 1				80%	120%
K	1	3520666	0.34	0.34	0.0%	< 0.01				80%	120%
La	1	3520666	17	17	0.0%	< 1				80%	120%
Li	1	3520666	< 1	< 1	0.0%	< 1				80%	120%
Mg	1	3520666	0.15	0.15	0.0%	< 0.01				80%	120%
Mn	1	3520666	443	451	1.8%	< 1				80%	120%
Mo	1	3520666	3.1	3.3	6.3%	< 0.5				80%	120%
Na	1	3520666	< 0.01	< 0.01	0.0%	< 0.01				80%	120%
Ni	1	3520666	3.5	3.5	0.0%	< 0.5				80%	120%
P	1	3520666	917	922	0.5%	< 10	562	600	94%	80%	120%
Pb	1	3520666	1870	1890	1.1%	< 0.5				80%	120%
Rb	1	3520666	28	28	0.0%	< 10	14	13	109%	80%	120%
S	1	3520666	3.20	3.24	1.2%	< 0.005				80%	120%
Sb	1	3520666	87	89	2.3%	< 1				80%	120%
Sc	1	3520666	1.7	1.7	0.0%	< 0.5				80%	120%
Se	1	3520666	< 10	< 10	0.0%	< 10				80%	120%
Sn	1	3520666	< 5	< 5	0.0%	< 5				80%	120%
Sr	1	3520666	130	131	0.8%	< 0.5				80%	120%
Ta	1	3520666	< 10	< 10	0.0%	< 10				80%	120%
Te	1	3520666	< 10	< 10	0.0%	< 10				80%	120%
Th	1	3520666	5	5	0.0%	< 5				80%	120%

Results relate only to the items tested and to all the items tested

AGAT Laboratories

5623 McADAM ROAD
MISSISSAUGA, ONTARIO
CANADA L4Z 1N9
TEL (905)501-9998
FAX (905)501-0589
http://www.agatlabs.com

Quality Assurance

CLIENT NAME: BRIXTON METALS CORPORATION

AGAT WORK ORDER: 12Y620771

PROJECT NO: THORN 2012 Batch # 9

ATTENTION TO: GARY THOMPSON

Solid Analysis (Continued)

RPT Date: Aug 16, 2012		REPLICATE				Method Blank	REFERENCE MATERIAL				
PARAMETER	Batch	Sample Id	Original	Rep #1	RPD		Result Value	Expect Value	Recovery	Acceptable Limits	
										Lower	Upper
Ti	1	3520666	< 0.01	< 0.01	0.0%	< 0.01				80%	120%
Tl	1	3520666	7	8	13.3%	< 5				80%	120%
U	1	3520666	< 5	< 5	0.0%	< 5				80%	120%
V	1	3520666	7.9	7.8	1.3%	< 0.5				80%	120%
W	1	3520666	2	3		< 1				80%	120%
Y	1	3520666	6	6	0.0%	< 1				80%	120%
Zn	1	3520666	5000	5050	1.0%	< 0.5				80%	120%
Zr	1	3520666	5	5	0.0%	< 5				80%	120%

Certified By:

Results relate only to the items tested and to all the items tested

AGAT Laboratories

5623 McADAM ROAD
MISSISSAUGA, ONTARIO
CANADA L4Z 1N9
TEL (905)501-9998
FAX (905)501-0589
http://www.agatlabs.com

Method Summary

CLIENT NAME: BRIXTON METALS CORPORATION

AGAT WORK ORDER: 12Y620771

PROJECT NO: THORN 2012 Batch # 9

ATTENTION TO: GARY THOMPSON

PARAMETER	AGAT S.O.P	LITERATURE REFERENCE	ANALYTICAL TECHNIQUE
Solid Analysis			
Ag	MIN-200-12020		ICP/OES
Al	MIN-200-12020		ICP/OES
As	MIN-200-12020		ICP/OES
B	MIN-200-12020		ICP/OES
Ba	MIN-200-12020		ICP/OES
Be	MIN-200-12020		ICP/OES
Bi	MIN-200-12020		ICP/OES
Ca	MIN-200-12020		ICP/OES
Cd	MIN-200-12020		ICP/OES
Ce	MIN-200-12020		ICP/OES
Co	MIN-200-12020		ICP/OES
Cr	MIN-200-12020		ICP/OES
Cu	MIN-200-12020		ICP/OES
Fe	MIN-200-12020		ICP/OES
Ga	MIN-200-12020		ICP/OES
Hg	MIN-200-12020		ICP/OES
In	MIN-200-12020		ICP/OES
K	MIN-200-12020		ICP/OES
La	MIN-200-12020		ICP/OES
Li	MIN-200-12020		ICP/OES
Mg	MIN-200-12020		ICP/OES
Mn	MIN-200-12020		ICP/OES
Mo	MIN-200-12020		ICP/OES
Na	MIN-200-12020		ICP/OES
Ni	MIN-200-12020		ICP/OES
P	MIN-200-12020		ICP/OES
Pb	MIN-200-12020		ICP/OES
Rb	MIN-200-12020		ICP/OES
S	MIN-200-12020		ICP/OES
Sb	MIN-200-12020		ICP/OES
Sc	MIN-200-12020		ICP/OES
Se	MIN-200-12020		ICP/OES
Sn	MIN-200-12020		ICP/OES
Sr	MIN-200-12020		ICP/OES
Ta	MIN-200-12020		ICP/OES
Te	MIN-200-12020		ICP/OES
Th	MIN-200-12020		ICP/OES
Ti	MIN-200-12020		ICP/OES
Tl	MIN-200-12020		ICP/OES
U	MIN-200-12020		ICP/OES
V	MIN-200-12020		ICP/OES
W	MIN-200-12020		ICP/OES
Y	MIN-200-12020		ICP/OES
Zn	MIN-200-12020		ICP/OES
Zr	MIN-200-12020		ICP/OES
Zn Fusion	MIN-200-12001		ICP/OES
Cu	MIN-200-12001		ICP/OES
Pb-Fusion	MIN-200-12001		ICP/OES
Sample Login Weight	MIN-12009		BALANCE

Results relate only to the items tested and to all the items tested

5623 McADAM ROAD
MISSISSAUGA, ONTARIO
CANADA L4Z 1N9
TEL (905)501-9998
FAX (905)501-0589
http://www.agatlabs.com

Method Summary

CLIENT NAME: BRIXTON METALS CORPORATION

AGAT WORK ORDER: 12Y620771

PROJECT NO: THORN 2012 Batch # 9

ATTENTION TO: GARY THOMPSON

PARAMETER	AGAT S.O.P	LITERATURE REFERENCE	ANALYTICAL TECHNIQUE
Au	MIN-200-12006	BUGBEE, E: A Textbook of Fire Assaying	ICP-OES

Results relate only to the items tested and to all the items tested

AGAT Laboratories

5623 McADAM ROAD
MISSISSAUGA, ONTARIO
CANADA L4Z 1N9
TEL (905)501-9998
FAX (905)501-0589
http://www.agatlabs.com

CLIENT NAME: BRIXTON METALS CORPORATION
1411-409 GRANVILLE ST.
VANCOUVER, BC V6C1T2
(604) 630-9707

ATTENTION TO: GARY THOMPSON

PROJECT NO: THORN 2012 Batch # 10

AGAT WORK ORDER: 12Y620777

SOLID ANALYSIS REVIEWED BY: Ron Cardinall, Certified Assayer - Director - Technical Services (Mining)

DATE REPORTED: Aug 27, 2012

PAGES (INCLUDING COVER): 18

Should you require any information regarding this analysis please contact your client services representative at (905) 501-9998

*NOTES

All samples are stored at no charge for 90 days. Please contact the lab if you require additional sample storage time.

Results relate only to the items tested and to all the items tested

AGAT Laboratories
5623 McADAM ROAD
MISSISSAUGA, ONTARIO
CANADA L4Z 1N9
TEL (905)501-9998
FAX (905)501-0589
http://www.agatlabs.com

Certificate of Analysis

AGAT WORK ORDER: 12Y620777

PROJECT NO: THORN 2012 Batch # 10

CLIENT NAME: BRIXTON METALS CORPORATION

ATTENTION TO: GARY THOMPSON

Aqua Regia Digest - Metals Package, ICP-OES finish (201073)

DATE SAMPLED: Jul 16, 2012 | DATE RECEIVED: Jul 13, 2012 | DATE REPORTED: Aug 27, 2012 | SAMPLE TYPE: Rock

Analyte:	Ag	Al	As	B	Ba	Be	Bi	Ca	Cd	Ce	Co	Cr	Cu	Fe
Unit:	ppm	%	ppm	ppm	ppm	ppm	ppm	%	ppm	ppm	ppm	ppm	ppm	%
Sample Description RDL:	0.2	0.01	1	5	1	0.5	1	0.01	0.5	1	0.5	0.5	0.5	0.01
E5541743	>100	0.57	838	<5	231	<0.5	1	0.12	0.6	27	4.6	38.3	182	1.72
E5541744	>100	0.45	303	<5	179	<0.5	<1	<0.01	<0.5	30	3.1	3.1	50.0	2.08
E5541745	0.6	0.54	<1	13	74	1.5	5	0.84	<0.5	38	14.7	39.9	17.0	2.14
E5541746	92.6	0.43	272	<5	119	<0.5	<1	0.05	<0.5	31	3.1	38.0	32.2	2.05
E5541747	>100	0.63	1120	<5	174	<0.5	<1	<0.01	3.1	35	5.9	5.1	265	2.05
E5541748	90.1	0.72	5100	5	94	<0.5	2	0.01	<0.5	30	8.3	41.0	647	4.68
E5541749	>100	0.42	1310	<5	18	<0.5	65	1.91	505	5	32.8	14.7	>10000	18.3
E5541750	94.4	0.46	3230	6	30	<0.5	<1	0.05	3.0	32	5.9	1.7	837	5.58
E5541751	>100	0.51	4440	22	21	<0.5	6	<0.01	4.0	23	11.5	48.1	2080	12.9
E5541752	89.2	0.43	2900	6	38	<0.5	<1	<0.01	7.4	29	6.8	2.0	969	8.17
E5541753	33.8	0.42	2070	<5	56	<0.5	2	<0.01	2.9	29	7.7	46.1	459	4.55
E5541754	>100	0.33	2340	11	30	<0.5	9	<0.01	5.0	28	7.3	2.0	1080	5.55
E5541755	85.0	0.53	2190	10	54	<0.5	3	<0.01	3.6	33	7.7	40.3	845	5.63
E5541756	>100	0.59	2570	<5	41	<0.5	2	<0.01	13.0	24	6.7	1.9	1100	7.31
E5541757	47.8	0.62	2790	14	36	<0.5	3	<0.01	7.5	29	6.4	60.0	595	7.01
E5541758	>100	0.54	3230	6	52	<0.5	3	<0.01	40.9	31	6.7	2.9	995	7.13
E5541759	27.8	0.50	1780	<5	74	<0.5	1	<0.01	36.5	29	6.9	46.0	222	3.07
E5541760	82.8	0.46	2330	10	50	<0.5	2	0.02	11.9	28	7.2	2.8	998	5.54
E5541761	>100	0.43	2660	6	26	<0.5	2	0.08	4.9	22	7.2	31.2	681	5.82
E5541762	78.0	0.64	1930	<5	41	<0.5	<1	<0.01	22.4	29	6.8	3.3	755	4.53
E5541763	0.3	0.83	<1	7	109	1.5	<1	1.30	<0.5	40	14.4	40.8	19.8	3.26
E5541764	>100	0.65	1800	<5	43	<0.5	<1	0.17	112	28	6.8	35.4	341	6.34
E5541765	>100	0.66	2950	<5	29	0.6	10	0.14	172	38	7.8	2.9	608	6.42
E5541766	>100	0.36	1260	<5	16	<0.5	64	1.75	497	5	31.9	13.8	>10000	17.0
E5541767	>100	0.56	1920	<5	42	<0.5	2	0.19	228	32	7.6	41.8	400	4.78
E5541768	>100	0.37	2430	<5	27	<0.5	6	0.15	640	32	6.3	2.9	737	5.52
E5541769	>100	0.44	2260	<5	28	<0.5	3	0.22	507	36	9.4	47.2	476	6.42
E5541770	15.4	0.62	1980	6	61	0.7	<1	0.36	5.4	39	9.2	3.9	36.8	3.82
E5541771	14.7	0.63	1980	8	63	0.7	<1	0.35	5.0	39	9.0	44.6	32.3	3.57
E5541772	>100	0.45	4580	7	41	<0.5	2	0.66	46.9	31	6.5	1.8	601	7.40
E5541773	7.1	0.62	714	<5	91	0.6	<1	1.68	14.9	34	6.5	38.0	19.5	2.92
E5541774	6.9	0.42	681	<5	70	0.6	<1	1.60	14.2	28	6.5	35.2	18.0	2.70

Certified By: Ron Cardinall

Results relate only to the items tested and to all the items tested

AGAT Laboratories
5623 McADAM ROAD
MISSISSAUGA, ONTARIO
CANADA L4Z 1N9
TEL (905)501-9998
FAX (905)501-0589
http://www.agatlabs.com

Certificate of Analysis

AGAT WORK ORDER: 12Y620777

PROJECT NO: THORN 2012 Batch # 10

CLIENT NAME: BRIXTON METALS CORPORATION

ATTENTION TO: GARY THOMPSON

Aqua Regia Digest - Metals Package, ICP-OES finish (201073)

DATE SAMPLED: Jul 16, 2012 | DATE RECEIVED: Jul 13, 2012 | DATE REPORTED: Aug 27, 2012 | SAMPLE TYPE: Rock

Analyte:	Ag	Al	As	B	Ba	Be	Bi	Ca	Cd	Ce	Co	Cr	Cu	Fe
Unit:	ppm	%	ppm	ppm	ppm	ppm	ppm	%	ppm	ppm	ppm	ppm	ppm	%
Sample Description RDL:	0.2	0.01	1	5	1	0.5	1	0.01	0.5	1	0.5	0.5	0.5	0.01
E5541775	72.8	0.45	2790	5	63	<0.5	<1	0.87	10.7	33	6.5	3.1	162	4.17
E5541776	28.9	0.43	990	6	64	0.6	<1	0.25	31.0	35	5.4	36.0	67.3	3.22
E5541777	>100	0.45	2080	<5	57	<0.5	<1	0.29	10.3	31	7.4	2.8	195	4.78
E5541778	96.9	0.46	1680	<5	46	<0.5	<1	0.67	30.3	33	8.6	50.3	233	4.78
E5541779	70.3	0.43	1460	<5	50	<0.5	<1	0.48	30.5	31	6.7	3.9	251	4.53
E5541780	17.4	0.51	1900	<5	69	0.5	<1	0.72	28.2	36	8.6	36.5	63.1	4.09
E5541781	17.2	0.45	1930	9	59	0.5	<1	0.57	29.5	35	8.0	36.9	60.4	3.31
E5541782	58.4	0.39	2050	<5	37	<0.5	<1	0.62	37.8	31	7.1	3.0	206	4.96
E5541783	0.3	0.75	<1	<5	105	1.2	<1	1.11	<0.5	38	12.9	35.9	26.5	2.73
E5541784	74.6	0.49	2310	<5	60	<0.5	<1	0.62	27.2	30	8.1	43.6	306	5.35
E5541785	43.1	0.65	1700	<5	72	0.5	<1	0.54	23.1	29	6.5	3.4	161	4.46
E5541786	44.5	0.74	1810	<5	80	0.6	<1	0.52	25.3	33	6.8	4.0	178	4.38
E5541787	>100	0.37	1220	<5	13	<0.5	66	1.64	457	5	29.6	12.5	>10000	14.7
E5541788	3.5	0.63	1460	<5	86	0.5	<1	1.16	9.4	26	6.1	46.6	52.0	2.26
E5541789	96.3	0.39	2260	<5	38	0.5	<1	0.43	46.4	25	5.9	2.5	290	4.94
E5541790	>100	0.46	2410	<5	58	0.6	<1	0.51	32.2	35	7.4	30.9	315	5.22
E5541791	>100	0.47	3820	<5	51	<0.5	6	0.43	88.4	29	5.9	1.8	705	8.01
E5541792	80.2	0.49	3490	<5	37	<0.5	3	0.45	81.0	27	5.7	35.1	621	7.42
E5541793	>100	0.58	3070	<5	44	0.5	<1	0.52	45.0	31	6.8	1.8	539	6.73
E5541794	17.0	0.76	3210	<5	171	0.5	<1	0.95	8.3	33	6.9	44.6	51.1	2.44
E5541795	>100	0.60	3060	<5	83	0.5	<1	0.61	141	33	5.5	3.1	409	4.41
E5541796	>100	0.75	6630	<5	28	0.5	10	0.65	940	28	5.3	40.7	1480	8.23
E5541797	>100	0.57	3210	<5	74	0.5	<1	0.89	374	33	6.8	3.2	617	4.12
E5541798	91.6	0.71	2330	<5	94	0.5	<1	0.69	86.7	31	6.6	46.2	198	4.68
E5541799	17.1	0.56	1850	<5	92	0.5	<1	0.53	10.9	31	8.8	3.4	45.2	2.74
E5541800	35.4	0.51	1790	<5	72	<0.5	<1	0.63	42.4	26	6.8	40.9	90.2	2.99
E5541801	>100	0.57	1910	<5	41	<0.5	<1	0.43	103	29	5.9	3.5	155	3.34
E5541802	>100	0.43	4110	<5	21	<0.5	4	0.32	170	24	6.2	35.0	518	5.51
E5541803	0.7	0.59	9	<5	84	1.1	<1	0.88	<0.5	36	12.6	33.1	17.4	2.29
E5541804	>100	0.59	1970	<5	74	<0.5	<1	0.44	113	24	6.8	2.8	289	4.29
E5541805	>100	0.53	2020	<5	48	<0.5	<1	0.52	123	23	7.8	2.9	314	5.29

Certified By: Ron Cardinall

Results relate only to the items tested and to all the items tested

AGAT Laboratories
5623 McADAM ROAD
MISSISSAUGA, ONTARIO
CANADA L4Z 1N9
TEL (905)501-9998
FAX (905)501-0589
http://www.agatlabs.com

Certificate of Analysis

AGAT WORK ORDER: 12Y620777

PROJECT NO: THORN 2012 Batch # 10

CLIENT NAME: BRIXTON METALS CORPORATION

ATTENTION TO: GARY THOMPSON

Aqua Regia Digest - Metals Package, ICP-OES finish (201073)

DATE SAMPLED: Jul 16, 2012 | DATE RECEIVED: Jul 13, 2012 | DATE REPORTED: Aug 27, 2012 | SAMPLE TYPE: Rock

Analyte:	Ga	Hg	In	K	La	Li	Mg	Mn	Mo	Na	Ni	P	Pb	Rb
Unit:	ppm	ppm	ppm	%	ppm	ppm	%	ppm	ppm	%	ppm	ppm	ppm	ppm
Sample Description RDL:	5	1	1	0.01	1	1	0.01	1	0.5	0.01	0.5	10	0.5	10
E5541743	<5	<1	<1	0.34	13	<1	0.03	27	4.9	<0.01	2.1	35	4740	25
E5541744	<5	<1	<1	0.28	14	<1	0.02	18	2.2	0.02	1.6	35	5360	18
E5541745	<5	<1	<1	0.06	13	1	0.48	429	<0.5	0.16	32.2	1870	5.3	<10
E5541746	<5	<1	<1	0.25	16	<1	0.05	18	2.2	0.03	2.6	54	1700	20
E5541747	<5	<1	<1	0.37	17	<1	0.03	26	0.6	<0.01	3.0	54	2740	29
E5541748	<5	<1	<1	0.40	15	<1	0.03	27	0.6	0.01	6.1	70	>10000	33
E5541749	21	19	2	0.10	2	4	0.88	478	41.1	<0.01	57.3	413	>10000	13
E5541750	<5	<1	1	0.28	15	<1	0.05	41	<0.5	<0.01	4.2	38	7750	27
E5541751	7	<1	<1	0.30	14	<1	0.03	33	7.5	<0.01	7.6	65	>10000	28
E5541752	<5	<1	<1	0.26	14	<1	0.02	32	1.3	<0.01	3.3	67	5410	21
E5541753	<5	<1	<1	0.25	15	<1	0.02	26	1.7	0.02	3.9	36	556	18
E5541754	<5	<1	<1	0.20	14	<1	0.02	25	2.2	<0.01	2.8	39	1250	18
E5541755	<5	<1	<1	0.30	17	<1	0.03	21	2.2	0.01	3.6	42	1030	27
E5541756	<5	<1	<1	0.34	12	<1	0.03	31	1.4	<0.01	2.8	32	1640	28
E5541757	7	<1	<1	0.36	14	<1	0.03	33	<0.5	0.01	4.1	26	997	30
E5541758	5	<1	<1	0.31	15	<1	0.03	34	1.2	0.01	2.9	38	2120	25
E5541759	<5	<1	<1	0.29	14	<1	0.03	20	1.4	<0.01	3.7	47	333	26
E5541760	<5	<1	<1	0.28	14	<1	0.03	37	0.6	<0.01	2.7	112	759	24
E5541761	<5	<1	<1	0.28	11	<1	0.02	31	1.9	<0.01	4.4	330	1180	24
E5541762	<5	<1	<1	0.36	14	<1	0.03	36	1.3	0.02	2.7	68	3450	27
E5541763	<5	<1	<1	0.09	14	2	0.74	478	<0.5	0.24	33.9	1960	3.6	<10
E5541764	<5	1	<1	0.39	13	<1	0.05	145	2.4	<0.01	4.6	544	>10000	29
E5541765	6	<1	<1	0.37	18	<1	0.04	91	2.7	<0.01	3.7	785	>10000	36
E5541766	19	19	<1	0.09	2	4	0.83	464	39.4	<0.01	56.2	430	>10000	12
E5541767	5	1	<1	0.32	15	<1	0.04	97	2.0	0.01	4.1	843	>10000	29
E5541768	8	2	1	0.24	15	<1	0.03	194	2.6	0.01	2.9	648	>10000	23
E5541769	7	2	1	0.29	19	<1	0.04	249	5.2	<0.01	4.6	645	>10000	23
E5541770	<5	<1	<1	0.37	18	<1	0.06	314	2.5	<0.01	5.6	981	335	32
E5541771	<5	<1	<1	0.38	18	<1	0.06	305	2.4	<0.01	6.1	948	316	33
E5541772	5	<1	<1	0.28	15	<1	0.08	351	2.8	0.01	3.4	679	>10000	26
E5541773	<5	<1	<1	0.37	16	<1	0.06	479	1.7	0.02	2.6	930	202	30
E5541774	<5	<1	<1	0.28	13	<1	0.05	465	1.7	0.01	2.6	886	186	21

Certified By: Ron Cardinall

Results relate only to the items tested and to all the items tested

AGAT Laboratories
5623 McADAM ROAD
MISSISSAUGA, ONTARIO
CANADA L4Z 1N9
TEL (905)501-9998
FAX (905)501-0589
http://www.agatlabs.com

Certificate of Analysis

AGAT WORK ORDER: 12Y620777

PROJECT NO: THORN 2012 Batch # 10

CLIENT NAME: BRIXTON METALS CORPORATION

ATTENTION TO: GARY THOMPSON

Aqua Regia Digest - Metals Package, ICP-OES finish (201073)

DATE SAMPLED: Jul 16, 2012 | DATE RECEIVED: Jul 13, 2012 | DATE REPORTED: Aug 27, 2012 | SAMPLE TYPE: Rock

Analyte:	Ga	Hg	In	K	La	Li	Mg	Mn	Mo	Na	Ni	P	Pb	Rb
Unit:	ppm	ppm	ppm	%	ppm	ppm	%	ppm	ppm	%	ppm	ppm	ppm	ppm
Sample Description RDL:	5	1	1	0.01	1	1	0.01	1	0.5	0.01	0.5	10	0.5	10
E5541775	<5	<1	<1	0.30	16	<1	0.05	370	0.8	<0.01	4.4	718	1080	23
E5541776	<5	<1	<1	0.25	17	<1	0.03	84	1.7	0.02	3.2	648	1210	19
E5541777	<5	<1	<1	0.26	15	<1	0.03	82	1.7	0.02	3.8	792	4110	19
E5541778	<5	<1	<1	0.27	15	<1	0.03	194	1.9	0.03	5.5	879	5500	21
E5541779	<5	<1	<1	0.27	15	<1	0.03	154	4.0	0.01	4.0	683	4350	21
E5541780	<5	<1	<1	0.32	17	<1	0.05	283	1.5	0.01	6.4	834	677	26
E5541781	<5	<1	<1	0.28	17	<1	0.04	275	1.2	0.01	6.2	832	647	28
E5541782	<5	<1	<1	0.25	15	<1	0.05	246	1.7	0.01	4.5	768	1700	22
E5541783	5	<1	<1	0.09	13	2	0.64	426	<0.5	0.22	32.0	1930	4.3	<10
E5541784	<5	<1	<1	0.30	15	<1	0.05	294	3.6	0.02	4.1	714	2850	26
E5541785	<5	<1	<1	0.36	14	<1	0.06	250	0.9	0.02	3.3	773	2760	32
E5541786	5	1	<1	0.40	16	<1	0.07	267	2.1	0.02	3.9	846	2920	38
E5541787	20	18	<1	0.08	1	3	0.81	435	36.5	<0.01	51.8	403	>10000	12
E5541788	<5	<1	<1	0.35	12	<1	0.11	534	0.8	0.03	2.2	934	166	32
E5541789	<5	2	<1	0.24	12	<1	0.04	232	1.3	0.01	2.3	704	4850	22
E5541790	<5	<1	<1	0.28	16	<1	0.04	263	2.4	<0.01	3.5	808	2140	27
E5541791	6	1	<1	0.29	14	<1	0.05	232	1.5	0.01	2.4	665	7430	27
E5541792	6	1	<1	0.31	12	<1	0.05	240	2.0	0.01	2.3	667	6730	28
E5541793	5	<1	<1	0.34	14	<1	0.06	263	1.1	0.01	2.4	746	8640	30
E5541794	<5	<1	<1	0.45	16	<1	0.10	530	<0.5	0.01	4.4	921	610	40
E5541795	5	<1	<1	0.36	16	<1	0.10	425	1.2	<0.01	2.7	729	5300	35
E5541796	13	4	<1	0.42	13	<1	0.15	632	1.4	<0.01	3.0	553	>10000	46
E5541797	7	1	<1	0.34	16	<1	0.12	562	1.0	0.01	3.0	815	9570	36
E5541798	<5	<1	<1	0.42	15	<1	0.10	388	1.3	0.01	4.4	828	3390	37
E5541799	<5	<1	<1	0.34	14	<1	0.07	309	0.7	0.01	6.5	1020	424	27
E5541800	<5	<1	<1	0.31	12	<1	0.13	492	<0.5	<0.01	4.4	860	1130	29
E5541801	<5	<1	<1	0.32	14	<1	0.07	266	2.7	0.01	2.4	734	5010	29
E5541802	6	2	<1	0.27	11	<1	0.07	268	1.6	<0.01	3.3	707	7110	26
E5541803	6	<1	<1	0.07	13	1	0.51	387	<0.5	0.17	29.8	1850	21.4	<10
E5541804	6	<1	<1	0.33	11	<1	0.10	290	2.3	0.01	4.1	746	3240	33
E5541805	<5	<1	<1	0.32	10	<1	0.10	315	2.8	0.01	4.1	832	3520	26

Certified By: Ron Cardinall

Results relate only to the items tested and to all the items tested

AGAT Laboratories
5623 McADAM ROAD
MISSISSAUGA, ONTARIO
CANADA L4Z 1N9
TEL (905)501-9998
FAX (905)501-0589
http://www.agatlabs.com

Certificate of Analysis

AGAT WORK ORDER: 12Y620777

PROJECT NO: THORN 2012 Batch # 10

CLIENT NAME: BRIXTON METALS CORPORATION

ATTENTION TO: GARY THOMPSON

Aqua Regia Digest - Metals Package, ICP-OES finish (201073)

DATE SAMPLED: Jul 16, 2012 | DATE RECEIVED: Jul 13, 2012 | DATE REPORTED: Aug 27, 2012 | SAMPLE TYPE: Rock

Analyte:	S	Sb	Sc	Se	Sn	Sr	Ta	Te	Th	Ti	Tl	U	V	W
Unit:	%	ppm	ppm	ppm	ppm	ppm	ppm	ppm	ppm	%	ppm	ppm	ppm	ppm
Sample Description RDL:	0.005	1	0.5	10	5	0.5	10	10	5	0.01	5	5	0.5	1
E5541743	1.48	318	<0.5	<10	<5	23.8	<10	<10	<5	<0.01	<5	<5	4.2	<1
E5541744	1.77	150	<0.5	<10	<5	19.6	<10	<10	<5	<0.01	<5	<5	4.1	<1
E5541745	0.008	<1	3.9	<10	<5	73.9	<10	<10	<5	0.14	<5	<5	53.7	<1
E5541746	1.90	93	<0.5	<10	<5	14.0	<10	<10	<5	<0.01	<5	<5	5.3	<1
E5541747	2.00	141	<0.5	<10	<5	20.0	<10	<10	5	<0.01	<5	<5	5.7	<1
E5541748	5.32	4450	<0.5	<10	<5	20.9	11	<10	<5	<0.01	7	<5	6.1	<1
E5541749	19.5	290	<0.5	255	101	24.9	23	20	<5	<0.01	41	20	18.4	630
E5541750	6.34	3120	<0.5	<10	<5	17.6	11	<10	<5	<0.01	8	<5	3.4	<1
E5541751	13.1	>10000	<0.5	<10	<5	50.2	34	<10	<5	<0.01	15	9	3.1	<1
E5541752	8.87	2290	<0.5	<10	<5	19.2	13	<10	<5	<0.01	9	<5	1.9	<1
E5541753	5.10	377	<0.5	<10	<5	14.3	<10	<10	<5	<0.01	7	<5	3.6	<1
E5541754	6.92	903	<0.5	<10	<5	12.3	10	<10	8	<0.01	7	<5	3.2	<1
E5541755	6.74	676	<0.5	<10	<5	12.8	<10	<10	6	<0.01	7	<5	5.0	<1
E5541756	7.80	941	<0.5	<10	<5	15.3	<10	<10	<5	<0.01	10	<5	3.7	<1
E5541757	8.77	473	<0.5	<10	<5	10.8	10	<10	8	<0.01	7	<5	6.3	<1
E5541758	8.15	1310	<0.5	<10	<5	10.8	<10	<10	<5	<0.01	10	<5	4.1	<1
E5541759	3.88	182	<0.5	<10	<5	6.8	<10	<10	6	<0.01	7	<5	5.4	<1
E5541760	6.57	371	<0.5	<10	<5	13.9	<10	<10	6	<0.01	7	<5	4.7	<1
E5541761	6.56	574	<0.5	<10	<5	9.0	<10	<10	<5	<0.01	9	<5	3.2	<1
E5541762	4.93	608	<0.5	<10	<5	27.7	<10	<10	<5	<0.01	9	<5	5.0	<1
E5541763	0.009	<1	4.6	<10	<5	114	<10	<10	<5	0.21	<5	<5	58.1	<1
E5541764	6.70	2430	<0.5	<10	<5	23.7	<10	<10	<5	<0.01	10	<5	3.9	<1
E5541765	8.62	1640	<0.5	<10	<5	31.8	<10	<10	7	<0.01	10	<5	6.4	<1
E5541766	18.8	283	<0.5	255	100	24.2	27	24	<5	<0.01	38	20	16.4	590
E5541767	6.71	1240	<0.5	<10	<5	35.4	<10	11	5	<0.01	10	<5	4.6	<1
E5541768	8.84	2490	<0.5	<10	<5	15.5	11	19	6	<0.01	9	<5	3.4	<1
E5541769	8.52	509	<0.5	<10	<5	24.9	<10	16	<5	<0.01	8	<5	3.6	<1
E5541770	4.25	73	<0.5	<10	<5	57.7	<10	<10	5	<0.01	6	<5	5.5	<1
E5541771	4.17	66	<0.5	<10	<5	54.6	<10	<10	6	<0.01	6	<5	6.1	<1
E5541772	8.92	1720	<0.5	<10	<5	125	12	11	<5	<0.01	9	<5	4.8	<1
E5541773	3.38	45	0.6	<10	<5	317	<10	<10	<5	<0.01	6	<5	6.9	<1
E5541774	3.22	44	0.5	<10	<5	291	<10	<10	<5	<0.01	<5	<5	4.7	<1

Certified By: Ron Cardinall

Results relate only to the items tested and to all the items tested

AGAT Laboratories
5623 McADAM ROAD
MISSISSAUGA, ONTARIO
CANADA L4Z 1N9
TEL (905)501-9998
FAX (905)501-0589
http://www.agatlabs.com

Certificate of Analysis

AGAT WORK ORDER: 12Y620777

PROJECT NO: THORN 2012 Batch # 10

CLIENT NAME: BRIXTON METALS CORPORATION

ATTENTION TO: GARY THOMPSON

Aqua Regia Digest - Metals Package, ICP-OES finish (201073)

DATE SAMPLED: Jul 16, 2012 | DATE RECEIVED: Jul 13, 2012 | DATE REPORTED: Aug 27, 2012 | SAMPLE TYPE: Rock

Analyte:	S	Sb	Sc	Se	Sn	Sr	Ta	Te	Th	Ti	Tl	U	V	W
Unit:	%	ppm	ppm	ppm	ppm	ppm	ppm	ppm	ppm	%	ppm	ppm	ppm	ppm
Sample Description RDL:	0.005	1	0.5	10	5	0.5	10	10	5	0.01	5	5	0.5	1
E5541775	4.75	557	<0.5	<10	<5	153	<10	<10	<5	<0.01	8	<5	3.7	<1
E5541776	4.16	539	<0.5	<10	<5	46.3	<10	<10	6	<0.01	<5	<5	4.7	<1
E5541777	5.90	1860	<0.5	<10	<5	48.3	<10	<10	<5	<0.01	6	<5	4.4	<1
E5541778	6.18	2450	<0.5	<10	<5	122	<10	10	<5	<0.01	7	<5	6.1	<1
E5541779	5.79	1980	<0.5	<10	<5	82.1	<10	<10	<5	<0.01	6	<5	4.2	<1
E5541780	5.02	330	<0.5	<10	<5	131	<10	<10	<5	<0.01	<5	<5	4.5	<1
E5541781	4.89	330	<0.5	<10	<5	106	<10	<10	8	<0.01	5	<5	5.8	<1
E5541782	6.25	942	<0.5	<10	<5	143	<10	11	<5	<0.01	5	<5	4.2	<1
E5541783	0.008	1	4.0	<10	<5	104	<10	<10	<5	0.20	<5	<5	53.3	<1
E5541784	7.08	1710	<0.5	<10	<5	177	<10	13	14	<0.01	7	<5	5.4	<1
E5541785	5.95	1710	<0.5	<10	<5	116	<10	10	12	<0.01	8	<5	6.8	<1
E5541786	6.15	1840	<0.5	<10	<5	120	<10	12	14	<0.01	7	<5	9.1	<1
E5541787	17.2	265	<0.5	245	93	27.0	21	18	20	<0.01	36	20	17.4	<1
E5541788	2.58	83	0.7	<10	<5	168	<10	<10	7	<0.01	<5	<5	6.5	<1
E5541789	7.43	2430	<0.5	<10	<5	119	<10	18	13	<0.01	10	<5	2.9	<1
E5541790	6.90	1220	<0.5	<10	<5	162	<10	10	15	<0.01	11	<5	3.9	<1
E5541791	10.7	3260	<0.5	<10	<5	124	15	14	19	<0.01	11	5	4.4	<1
E5541792	10.6	2840	<0.5	<10	<5	122	12	15	17	<0.01	12	5	4.8	<1
E5541793	8.69	2060	<0.5	<10	<5	140	<10	12	16	<0.01	12	<5	5.2	<1
E5541794	2.81	173	0.7	<10	<5	166	<10	<10	8	<0.01	6	<5	4.2	<1
E5541795	6.19	775	<0.5	<10	<5	109	<10	<10	13	<0.01	8	<5	4.0	<1
E5541796	12.4	2960	0.7	13	<5	91.1	14	23	19	<0.01	14	8	8.8	<1
E5541797	6.20	954	0.6	<10	<5	195	<10	17	14	<0.01	8	<5	6.2	<1
E5541798	6.05	639	0.5	<10	<5	155	<10	<10	12	<0.01	7	<5	6.8	<1
E5541799	3.25	98	0.6	<10	<5	122	<10	<10	10	<0.01	<5	<5	5.7	<1
E5541800	3.90	245	<0.5	<10	<5	123	<10	<10	10	<0.01	5	<5	4.5	<1
E5541801	4.41	428	<0.5	<10	<5	83.3	<10	<10	9	<0.01	<5	<5	3.8	<1
E5541802	7.58	797	<0.5	<10	<5	68.5	11	12	17	<0.01	7	<5	4.4	<1
E5541803	0.026	3	3.4	<10	<5	82.1	<10	<10	<5	0.15	<5	<5	49.5	<1
E5541804	6.13	450	<0.5	<10	<5	82.8	<10	<10	13	<0.01	6	<5	6.3	<1
E5541805	6.81	500	<0.5	<10	<5	92.7	<10	11	12	<0.01	7	<5	4.3	<1

Certified By: Ron Cardinall

Results relate only to the items tested and to all the items tested

AGAT Laboratories
5623 McADAM ROAD
MISSISSAUGA, ONTARIO
CANADA L4Z 1N9
TEL (905)501-9998
FAX (905)501-0589
http://www.agatlabs.com

Certificate of Analysis

AGAT WORK ORDER: 12Y620777

PROJECT NO: THORN 2012 Batch # 10

CLIENT NAME: BRIXTON METALS CORPORATION

ATTENTION TO: GARY THOMPSON

Aqua Regia Digest - Metals Package, ICP-OES finish (201073)

DATE SAMPLED: Jul 16, 2012 | DATE RECEIVED: Jul 13, 2012 | DATE REPORTED: Aug 27, 2012 | SAMPLE TYPE: Rock

Analyte:	Y	Zn	Zr	Ag-Grav	Cu-OL	Pb-Fusion	Zn Fusion	Sb-OL
Unit:	ppm	ppm	ppm	g/t	%	%	%	%
Sample Description RDL:	1	0.5	5	0.7	0.002	0.005	0.005	0.01
E5541743	2	250	<5	170				
E5541744	2	132	<5	385				
E5541745	13	49.1	20					
E5541746	2	80.1	<5					
E5541747	3	456	<5	137				
E5541748	2	475	7			1.00		
E5541749	5	>10000	7	125	1.33	1.48	8.78	
E5541750	2	1420	<5					
E5541751	2	1810	8	332		3.51		1.54
E5541752	2	1940	6					
E5541753	3	794	<5					
E5541754	3	1430	6	102				
E5541755	3	1240	6					
E5541756	3	2550	7	110				
E5541757	3	2300	8					
E5541758	3	4700	7	135				
E5541759	3	3090	<5					
E5541760	3	2180	7					
E5541761	3	1400	6	98				
E5541762	3	3030	<5					
E5541763	14	50.5	16					
E5541764	4	7910	6	292		2.59		
E5541765	6	>10000	7	528		1.81	1.10	
E5541766	5	>10000	7	110	1.33	1.46	8.91	
E5541767	5	>10000	7	396		2.22	1.37	
E5541768	5	>10000	7	397		3.09	3.97	
E5541769	6	>10000	6	195		1.18	3.40	
E5541770	7	1070	<5					
E5541771	7	950	<5					
E5541772	6	6410	8	148		1.17		
E5541773	7	1340	7					
E5541774	7	1270	7					

Certified By: Ron Cardinall

Results relate only to the items tested and to all the items tested

AGAT Laboratories
5623 McADAM ROAD
MISSISSAUGA, ONTARIO
CANADA L4Z 1N9
TEL (905)501-9998
FAX (905)501-0589
http://www.agatlabs.com

Certificate of Analysis

AGAT WORK ORDER: 12Y620777

PROJECT NO: THORN 2012 Batch # 10

CLIENT NAME: BRIXTON METALS CORPORATION

ATTENTION TO: GARY THOMPSON

Aqua Regia Digest - Metals Package, ICP-OES finish (201073)

DATE SAMPLED: Jul 16, 2012 | DATE RECEIVED: Jul 13, 2012 | DATE REPORTED: Aug 27, 2012 | SAMPLE TYPE: Rock

Analyte:	Y	Zn	Zr	Ag-Grav	Cu-OL	Pb-Fusion	Zn Fusion	Sb-OL
Unit:	ppm	ppm	ppm	g/t	%	%	%	%
Sample Description RDL:	1	0.5	5	0.7	0.002	0.005	0.005	0.01
E5541775	6	1640	5					
E5541776	6	2930	7					
E5541777	5	4420	8	96				
E5541778	6	8450	8					
E5541779	5	9490	7					
E5541780	6	5390	6					
E5541781	6	5180	5					
E5541782	6	7590	7					
E5541783	14	49.0	17					
E5541784	6	9390	7					
E5541785	5	>10000	7				1.16	
E5541786	6	>10000	7				1.11	
E5541787	5	>10000	7	147	1.34	1.44	9.31	
E5541788	7	1390	5					
E5541789	4	>10000	7				2.65	
E5541790	6	7010	8	105				
E5541791	5	>10000	8	246			1.92	
E5541792	5	>10000	7				1.96	
E5541793	5	>10000	9	168			1.21	
E5541794	6	1880	<5					
E5541795	6	>10000	6	98			1.40	
E5541796	6	>10000	8	532		3.05	7.04	
E5541797	6	>10000	7	204			2.54	
E5541798	7	8400	6					
E5541799	6	1410	6					
E5541800	5	4330	<5					
E5541801	5	8880	5	128				
E5541802	5	>10000	7	227			2.13	
E5541803	13	114	17					
E5541804	5	>10000	6	115			1.27	
E5541805	5	>10000	7	132			1.25	

Certified By: Ron Cardinall

Results relate only to the items tested and to all the items tested

AGAT Laboratories
5623 McADAM ROAD
MISSISSAUGA, ONTARIO
CANADA L4Z 1N9
TEL (905)501-9998
FAX (905)501-0589
http://www.agatlabs.com

Certificate of Analysis

AGAT WORK ORDER: 12Y620777

PROJECT NO: THORN 2012 Batch # 10

CLIENT NAME: BRIXTON METALS CORPORATION

ATTENTION TO: GARY THOMPSON

Aqua Regia Digest - Metals Package, ICP-OES finish (201073)

DATE SAMPLED: Jul 16, 2012	DATE RECEIVED: Jul 13, 2012	DATE REPORTED: Aug 27, 2012	SAMPLE TYPE: Rock

Comments: RDL - Reported Detection Limit

Certified By: Ron Cardinall

Results relate only to the items tested and to all the items tested

AGAT Laboratories
5623 McADAM ROAD
MISSISSAUGA, ONTARIO
CANADA L4Z 1N9
TEL (905)501-9998
FAX (905)501-0589
http://www.agatlabs.com

Certificate of Analysis

AGAT WORK ORDER: 12Y620777

PROJECT NO: THORN 2012 Batch # 10

CLIENT NAME: BRIXTON METALS CORPORATION

ATTENTION TO: GARY THOMPSON

Fire Assay - Trace Au, ICP-OES finish (202052)

DATE SAMPLED: Jul 16, 2012 | DATE RECEIVED: Jul 13, 2012 | DATE REPORTED: Aug 27, 2012 | SAMPLE TYPE: Rock

Analyte:	Sample Login Weight	Au
Unit:	kg	ppm
Sample Description RDL:	0.01	0.001
E5541743	1.89	0.392
E5541744	1.56	0.131
E5541745	0.51	0.001
E5541746	1.57	0.062
E5541747	1.55	0.188
E5541748	2.13	0.229
E5541749	0.15	2.02
E5541750	1.89	0.383
E5541751	1.33	1.02
E5541752	2.12	0.492
E5541753	2.08	0.456
E5541754	2.44	0.752
E5541755	DUP	0.608
E5541756	1.37	0.569
E5541757	2.03	0.491
E5541758	1.94	0.587
E5541759	1.92	0.419
E5541760	2.12	0.662
E5541761	1.50	1.08
E5541762	3.95	0.605
E5541763	0.43	0.001
E5541764	2.20	1.28
E5541765	2.62	1.73
E5541766	0.15	2.26
E5541767	1.51	1.21
E5541768	1.68	1.64
E5541769	2.26	1.37
E5541770	2.20	0.391
E5541771	DUP	0.372
E5541772	2.33	2.31
E5541773	2.26	0.202

Certified By: Ron Cardinall

Results relate only to the items tested and to all the items tested

AGAT Laboratories
5623 McADAM ROAD
MISSISSAUGA, ONTARIO
CANADA L4Z 1N9
TEL (905)501-9998
FAX (905)501-0589
http://www.agatlabs.com

Certificate of Analysis

AGAT WORK ORDER: 12Y620777

PROJECT NO: THORN 2012 Batch # 10

CLIENT NAME: BRIXTON METALS CORPORATION

ATTENTION TO: GARY THOMPSON

Fire Assay - Trace Au, ICP-OES finish (202052)

DATE SAMPLED: Jul 16, 2012 | DATE RECEIVED: Jul 13, 2012 | DATE REPORTED: Aug 27, 2012 | SAMPLE TYPE: Rock

Analyte:	Sample Login Weight	Au
Unit:	kg	ppm
Sample Description RDL:	0.01	0.001
E5541774	2.30	0.186
E5541775	2.29	0.957
E5541776	2.34	0.202
E5541777	1.72	0.944
E5541778	2.34	0.771
E5541779	2.18	0.854
E5541780	2.20	0.343
E5541781	2.50	0.333
E5541782	2.34	0.399
E5541783	0.49	0.011
E5541784	2.29	0.593
E5541785	2.25	0.286
E5541786	2.21	0.287
E5541787	0.15	2.16
E5541788	2.23	0.028
E5541789	2.24	0.582
E5541790	2.12	0.529
E5541791	2.64	0.810
E5541792	DUP	0.677
E5541793	2.65	0.585
E5541794	2.07	0.129
E5541795	2.17	0.582
E5541796	2.52	1.15
E5541797	2.26	0.586
E5541798	2.32	0.478
E5541799	2.19	0.262
E5541800	2.17	0.249
E5541801	2.27	0.351
E5541802	2.30	0.699
E5541803	0.46	0.010
E5541804	2.90	0.451

Certified By: Ron Cardinall

Results relate only to the items tested and to all the items tested

AGAT Laboratories

5623 McADAM ROAD
MISSISSAUGA, ONTARIO
CANADA L4Z 1N9
TEL (905)501-9998
FAX (905)501-0589
http://www.agatlabs.com

Certificate of Analysis

AGAT WORK ORDER: 12Y620777

PROJECT NO: THORN 2012 Batch # 10

CLIENT NAME: BRIXTON METALS CORPORATION

ATTENTION TO: GARY THOMPSON

Fire Assay - Trace Au, ICP-OES finish (202052)

DATE SAMPLED: Jul 16, 2012 | DATE RECEIVED: Jul 13, 2012 | DATE REPORTED: Aug 27, 2012 | SAMPLE TYPE: Rock

Analyte:	Sample Login Weight	Au
Unit:	kg	ppm
Sample Description RDL:	0.01	0.001
E5541805	2.33	0.444

Comments: RDL - Reported Detection Limit

Certified By: Ron Cardinall

Results relate only to the items tested and to all the items tested

AGAT Laboratories

5623 McADAM ROAD
MISSISSAUGA, ONTARIO
CANADA L4Z 1N9
TEL (905)501-9998
FAX (905)501-0589
http://www.agatlabs.com

Quality Assurance

CLIENT NAME: BRIXTON METALS CORPORATION

AGAT WORK ORDER: 12Y620777

PROJECT NO: THORN 2012 Batch # 10

ATTENTION TO: GARY THOMPSON

Solid Analysis

RPT Date: Aug 27, 2012		REPLICATE				Method Blank	REFERENCE MATERIAL				
PARAMETER	Batch	Sample Id	Original	Rep #1	RPD		Result Value	Expect Value	Recovery	Acceptable Limits	
										Lower	Upper
Fire Assay - Trace Au, ICP-OES finish (202052)											
Au	1	3520733	0.392	0.392	0.0%	< 0.001	0.59	0.607	97%	90%	110%
Fire Assay - Trace Au, ICP-OES finish (202052)											
Au	1	3520746	0.569	0.780		< 0.001	1.52	1.52	100%	90%	110%
Fire Assay - Trace Au, ICP-OES finish (202052)											
Au	1	3520759	1.37	1.53	11.0%	< 0.001	0.255	0.263	97%	90%	110%
Fire Assay - Trace Au, ICP-OES finish (202052)											
Au	1	3520772	0.399	0.393	1.5%	< 0.001				90%	110%
Fire Assay - Trace Au, ICP-OES finish (202052)											
Au	1	3520786	1.15	1.16	0.9%	< 0.001				90%	110%
Aqua Regia Digest - Metals Package, ICP-OES finish (201073)											
Ag	1	3520733	>100	>100	0.0%	< 0.2				80%	120%
Al	1	3520786	0.751	0.572	27.1%	< 0.01				80%	120%
As	1	3520786	6630	6470	2.4%	1				80%	120%
B	1	3520786	< 5	< 5	0.0%	< 5	6.69	7.00	96%	80%	120%
Ba	1	3520733	231	258	11.0%	< 1				80%	120%
Be	1	3520786	0.5	0.5	0.0%	< 0.5	0.4	0.4	96%	80%	120%
Bi	1	3520786	10	11	9.5%	< 1				80%	120%
Ca	1	3520786	0.651	0.659	1.2%	< 0.01				80%	120%
Cd	1	3520786	940	928	1.3%	< 0.5				80%	120%
Ce	1	3520786	28	25	11.3%	< 1				80%	120%
Co	1	3520786	5.3	5.1	3.8%	< 0.5				80%	120%
Cr	1	3520786	40.7	36.8	10.1%	< 0.5				80%	120%
Cu	1	3520786	1480	1430	3.4%	< 0.5	3696	3800	97%	80%	120%
Fe	1	3520786	8.23	8.24	0.1%	< 0.01				80%	120%
Ga	1	3520786	13	11	16.7%	< 5				80%	120%
Hg	1	3520786	4	4	0.0%	< 1				80%	120%
In	1	3520786	< 1	< 1	0.0%	< 1				80%	120%
K	1	3520786	0.424	0.345	20.5%	< 0.01				80%	120%
La	1	3520786	13	11	16.7%	< 1				80%	120%
Li	1	3520786	< 1	< 1	0.0%	< 1				80%	120%
Mg	1	3520786	0.15	0.15	0.0%	< 0.01				80%	120%
Mn	1	3520786	632	619	2.1%	1				80%	120%
Mo	1	3520786	1.38	1.30	6.0%	< 0.5				80%	120%
Na	1	3520786	< 0.01	< 0.01	0.0%	< 0.01				80%	120%
Ni	1	3520786	2.96	2.50	16.8%	< 0.5				80%	120%
P	1	3520786	553	542	2.0%	< 10	504	600	84%	80%	120%
Pb	1	3520786	28700	27900	2.8%	0.8				80%	120%
Rb	1	3520786	46	35	27.2%	< 10	14	13	105%	80%	120%
S	1	3520786	12.4	11.7	5.8%	< 0.005				80%	120%
Sb	1	3520786	2960	2870	3.1%	< 1				80%	120%

Results relate only to the items tested and to all the items tested

AGAT Laboratories
5623 McADAM ROAD
MISSISSAUGA, ONTARIO
CANADA L4Z 1N9
TEL (905)501-9998
FAX (905)501-0589
http://www.agatlabs.com

Quality Assurance

CLIENT NAME: BRIXTON METALS CORPORATION
AGAT WORK ORDER: 12Y620777
PROJECT NO: THORN 2012 Batch # 10
ATTENTION TO: GARY THOMPSON

Solid Analysis (Continued)

RPT Date: Aug 27, 2012		REPLICATE				Method Blank	REFERENCE MATERIAL				
PARAMETER	Batch	Sample Id	Original	Rep #1	RPD		Result Value	Expect Value	Recovery	Acceptable Limits Lower	Acceptable Limits Upper
Sc	1	3520786	0.74	0.64	14.5%	< 0.5				80%	120%
Se	1	3520786	13	15	14.3%	< 10				80%	120%
Sn	1	3520786	< 5	< 5	0.0%	< 5	8	7	114%	80%	120%
Sr	1	3520786	91.1	90.6	0.6%	0.6	312	290	107%	80%	120%
Ta	1	3520786	14	17	19.4%	< 10				80%	120%
Te	1	3520786	23	19	19.0%	< 10				80%	120%
Th	1	3520786	19	19	0.0%	< 5				80%	120%
Ti	1	3520786	< 0.01	< 0.01	0.0%	< 0.01				80%	120%
Tl	1	3520786	14	13	7.4%	< 5				80%	120%
U	1	3520786	8	6	28.6%	< 5				80%	120%
V	1	3520733	4.2	4.7	11.2%	< 0.5				80%	120%
W	1	3520786	< 1	< 1	0.0%	< 1				80%	120%
Y	1	3520786	6	5	18.2%	< 1				80%	120%
Zn	1	3520786	31500	30900	1.9%	< 0.5				80%	120%
Zr	1	3520786	8	7	13.3%	< 5				80%	120%
Aqua Regia Digest - Metals Package, ICP-OES finish (201073)											
Ag	1	3520759	>100	>100	0.0%	< 0.2				80%	120%
Al	1	3520759	0.44	0.58	27.5%	< 0.01				80%	120%
As	1	3520759	2260	2320	2.6%	< 1				80%	120%
B	1	3520759	< 5	< 5	0.0%	< 5				80%	120%
Ba	1	3520759	28	32	13.3%	< 1				80%	120%
Be	1	3520759	0.5	0.5	0.0%	< 0.5				80%	120%
Bi	1	3520759	3	4	28.6%	< 1				80%	120%
Ca	1	3520759	0.223	0.213	4.6%	< 0.01				80%	120%
Cd	1	3520759	507	511	0.8%	< 0.5				80%	120%
Ce	1	3520759	36	38	5.4%	< 1				80%	120%
Co	1	3520759	9.42	7.25	26.0%	< 0.5				80%	120%
Cr	1	3520759	47.2	50.7	7.2%	< 0.5				80%	120%
Cu	1	3520759	476	478	0.4%	< 0.5				80%	120%
Fe	1	3520759	6.42	6.16	4.1%	< 0.01				80%	120%
Ga	1	3520759	7	9	25.0%	< 5				80%	120%
Hg	1	3520759	2	3		< 1				80%	120%
In	1	3520759	1	< 1		< 1				80%	120%
K	1	3520759	0.292	0.352	18.6%	< 0.01				80%	120%
La	1	3520759	19	19	0.0%	< 1				80%	120%
Li	1	3520759	< 1	< 1	0.0%	< 1				80%	120%
Mg	1	3520759	0.044	0.051	14.7%	< 0.01				80%	120%
Mn	1	3520759	249	252	1.2%	< 1				80%	120%
Mo	1	3520759	5.2	2.8		< 0.5				80%	120%
Na	1	3520759	< 0.01	0.01		< 0.01				80%	120%
Ni	1	3520759	4.59	4.67	1.7%	< 0.5				80%	120%
P	1	3520759	645	659	2.1%	< 10				80%	120%
Pb	1	3520759	12800	12900	0.8%	< 0.5				80%	120%
Rb	1	3520759	23	32		< 10				80%	120%
S	1	3520759	8.52	8.62	1.2%	< 0.005				80%	120%

Results relate only to the items tested and to all the items tested

AGAT Laboratories
5623 McADAM ROAD
MISSISSAUGA, ONTARIO
CANADA L4Z 1N9
TEL (905)501-9998
FAX (905)501-0589
http://www.agatlabs.com

Quality Assurance

CLIENT NAME: BRIXTON METALS CORPORATION

AGAT WORK ORDER: 12Y620777

PROJECT NO: THORN 2012 Batch # 10

ATTENTION TO: GARY THOMPSON

Solid Analysis (Continued)

RPT Date: Aug 27, 2012		REPLICATE				Method Blank	REFERENCE MATERIAL				
PARAMETER	Batch	Sample Id	Original	Rep #1	RPD		Result Value	Expect Value	Recovery	Acceptable Limits Lower	Acceptable Limits Upper
Sb	1	3520759	509	501	1.6%	< 1				80%	120%
Sc	1	3520759	< 0.5	< 0.5	0.0%	< 0.5				80%	120%
Se	1	3520759	< 10	< 10	0.0%	< 10				80%	120%
Sn	1	3520759	< 5	< 5	0.0%	< 5				80%	120%
Sr	1	3520759	24.9	24.4	2.0%	< 0.5				80%	120%
Ta	1	3520759	< 10	< 10	0.0%	< 10				80%	120%
Te	1	3520759	16	18	11.8%	< 10				80%	120%
Th	1	3520759	< 5	< 5	0.0%	< 5				80%	120%
Ti	1	3520759	< 0.01	< 0.01	0.0%	< 0.01				80%	120%
Tl	1	3520759	8	7	13.3%	< 5				80%	120%
U	1	3520759	< 5	< 5	0.0%	< 5				80%	120%
V	1	3520759	3.6	6.2		< 0.5				80%	120%
W	1	3520759	< 1	< 1	0.0%	< 1				80%	120%
Y	1	3520759	6	6	0.0%	< 1				80%	120%
Zn	1	3520759	25800	26100	1.2%	< 0.5				80%	120%
Zr	1	3520759	6	7	15.4%	< 5				80%	120%

Certified By: Ron Cardinall

Results relate only to the items tested and to all the items tested

AGAT Laboratories

5623 McADAM ROAD
MISSISSAUGA, ONTARIO
CANADA L4Z 1N9
TEL (905)501-9998
FAX (905)501-0589
http://www.agatlabs.com

Method Summary

CLIENT NAME: BRIXTON METALS CORPORATION

AGAT WORK ORDER: 12Y620777

PROJECT NO: THORN 2012 Batch # 10

ATTENTION TO: GARY THOMPSON

PARAMETER	AGAT S.O.P	LITERATURE REFERENCE	ANALYTICAL TECHNIQUE
Solid Analysis			
Ag	MIN-200-12020		ICP/OES
Al	MIN-200-12020		ICP/OES
As	MIN-200-12020		ICP/OES
B	MIN-200-12020		ICP/OES
Ba	MIN-200-12020		ICP/OES
Be	MIN-200-12020		ICP/OES
Bi	MIN-200-12020		ICP/OES
Ca	MIN-200-12020		ICP/OES
Cd	MIN-200-12020		ICP/OES
Ce	MIN-200-12020		ICP/OES
Co	MIN-200-12020		ICP/OES
Cr	MIN-200-12020		ICP/OES
Cu	MIN-200-12020		ICP/OES
Fe	MIN-200-12020		ICP/OES
Ga	MIN-200-12020		ICP/OES
Hg	MIN-200-12020		ICP/OES
In	MIN-200-12020		ICP/OES
K	MIN-200-12020		ICP/OES
La	MIN-200-12020		ICP/OES
Li	MIN-200-12020		ICP/OES
Mg	MIN-200-12020		ICP/OES
Mn	MIN-200-12020		ICP/OES
Mo	MIN-200-12020		ICP/OES
Na	MIN-200-12020		ICP/OES
Ni	MIN-200-12020		ICP/OES
P	MIN-200-12020		ICP/OES
Pb	MIN-200-12020		ICP/OES
Rb	MIN-200-12020		ICP/OES
S	MIN-200-12020		ICP/OES
Sb	MIN-200-12020		ICP/OES
Sc	MIN-200-12020		ICP/OES
Se	MIN-200-12020		ICP/OES
Sn	MIN-200-12020		ICP/OES
Sr	MIN-200-12020		ICP/OES
Ta	MIN-200-12020		ICP/OES
Te	MIN-200-12020		ICP/OES
Th	MIN-200-12020		ICP/OES
Ti	MIN-200-12020		ICP/OES
Tl	MIN-200-12020		ICP/OES
U	MIN-200-12020		ICP/OES
V	MIN-200-12020		ICP/OES
W	MIN-200-12020		ICP/OES
Y	MIN-200-12020		ICP/OES
Zn	MIN-200-12020		ICP/OES
Zr	MIN-200-12020		ICP/OES
Ag-Grav			GRAVIMETRIC
Cu-OL	MIN-200-12001		ICP/OES
Zn Fusion	MIN-200-12001		ICP/OES
Pb-Fusion	MIN-200-12001		ICP/OES

Results relate only to the items tested and to all the items tested

AGAT Laboratories

5623 McADAM ROAD
MISSISSAUGA, ONTARIO
CANADA L4Z 1N9
TEL (905)501-9998
FAX (905)501-0589
http://www.agatlabs.com

Method Summary

CLIENT NAME: BRIXTON METALS CORPORATION

AGAT WORK ORDER: 12Y620777

PROJECT NO: THORN 2012 Batch # 10

ATTENTION TO: GARY THOMPSON

PARAMETER	AGAT S.O.P	LITERATURE REFERENCE	ANALYTICAL TECHNIQUE
Sb-OL			AA
Sample Login Weight	MIN-12009		BALANCE
Au	MIN-200-12006	BUGBEE, E: A Textbook of Fire Assaying	ICP-OES

Results relate only to the items tested and to all the items tested

AGAT Laboratories

5623 McADAM ROAD
MISSISSAUGA, ONTARIO
CANADA L4Z 1N9
TEL (905)501-9998
FAX (905)501-0589
http://www.agatlabs.com

CLIENT NAME: BRIXTON METALS CORPORATION
1411-409 GRANVILLE ST.
VANCOUVER, BC V6C1T2
(604) 630-9707

ATTENTION TO: GARY THOMPSON

PROJECT NO: THORN 2012 Batch # 2

AGAT WORK ORDER: 12Y621281

SOLID ANALYSIS REVIEWED BY: Ron Cardinall, Certified Assayer - Director - Technical Services (Mining)

DATE REPORTED: Aug 17, 2012

PAGES (INCLUDING COVER): 33

Should you require any information regarding this analysis please contact your client services representative at (905) 501-9998

*NOTES

All samples are stored at no charge for 90 days. Please contact the lab if you require additional sample storage time.

Results relate only to the items tested and to all the items tested

AGAT Laboratories
5623 McADAM ROAD
MISSISSAUGA, ONTARIO
CANADA L4Z 1N9
TEL (905)501-9998
FAX (905)501-0589
http://www.agatlabs.com

Certificate of Analysis

AGAT WORK ORDER: 12Y621281

PROJECT NO: THORN 2012 Batch # 2

CLIENT NAME: BRIXTON METALS CORPORATION

ATTENTION TO: GARY THOMPSON

Aqua Regia Digest - Metals Package, ICP-OES finish (201073)

DATE SAMPLED: Jul 17, 2012 | DATE RECEIVED: Jul 12, 2012 | DATE REPORTED: Aug 17, 2012 | SAMPLE TYPE: Drill Core

Analyte:	Ag	Al	As	B	Ba	Be	Bi	Ca	Cd	Ce	Co	Cr	Cu	Fe
Unit:	ppm	%	ppm	ppm	ppm	ppm	ppm	%	ppm	ppm	ppm	ppm	ppm	%
Sample Description RDL:	0.2	0.01	1	5	1	0.5	1	0.01	0.5	1	0.5	0.5	0.5	0.01
E5543569	2.3	1.15	464	<5	141	0.5	<1	1.72	16.6	18	6.4	34.7	15.9	3.05
E5543570	3.7	1.36	1170	<5	127	0.5	<1	1.79	16.5	17	5.9	3.2	7.9	2.90
E5543571	2.3	1.53	867	<5	131	0.6	<1	2.04	13.3	17	5.9	2.8	11.2	2.95
E5543572	2.2	1.52	878	<5	131	0.5	<1	2.00	14.0	19	5.8	3.0	11.3	2.91
E5543573	1.0	1.56	826	<5	113	0.6	<1	2.29	22.0	19	6.5	28.4	14.1	2.93
E5543574	1.1	1.42	751	<5	107	0.5	<1	2.10	20.0	17	6.1	25.8	13.3	2.69
E5543575	>100	0.31	1150	<5	25	<0.5	36	1.76	450	4	30.2	8.7	>10000	16.7
E5543576	0.7	1.47	431	<5	113	0.5	<1	2.21	1.4	21	6.2	3.5	15.5	2.72
E5543577	1.2	1.26	447	<5	100	0.6	<1	2.69	1.0	17	6.3	27.0	10.1	2.94
E5543578	3.3	1.09	981	<5	116	0.7	<1	2.48	20.6	19	6.0	3.3	12.8	2.79
E5543579	17.3	1.13	1060	<5	110	0.5	<1	1.84	60.8	16	6.5	24.4	20.5	3.87
E5543580	<0.2	0.82	<1	<5	136	0.8	<1	1.14	<0.5	44	12.9	17.5	22.0	2.85
E5543581	7.0	0.59	1190	<5	118	<0.5	<1	2.67	1.6	16	6.1	2.6	9.1	3.42
E5543582	2.7	0.54	1860	<5	80	0.6	<1	1.83	2.4	14	8.6	55.6	40.1	3.70
E5543583	2.6	0.52	1720	<5	92	0.5	<1	1.61	2.9	14	8.0	53.5	37.2	3.29
E5543584	2.4	0.57	1740	<5	106	0.6	<1	1.71	2.4	14	7.8	55.6	36.2	3.51
E5543585	2.8	0.55	1760	<5	98	0.5	<1	1.70	2.3	14	8.1	56.7	37.9	3.48
E5543586	2.5	0.56	1850	<5	104	0.6	<1	1.63	3.4	16	8.4	59.3	38.6	3.29
E5543587	2.3	0.63	1810	<5	125	0.5	<1	1.75	2.9	17	8.3	59.4	39.9	3.53
E5543588	2.4	0.58	1900	<5	112	0.6	<1	1.81	2.6	16	8.6	59.1	41.2	3.63
E5543589	2.5	0.57	1890	<5	102	0.5	<1	1.72	3.2	15	8.5	59.0	38.4	3.50
E5543590	2.7	0.60	1940	<5	108	0.6	<1	1.79	3.1	16	8.7	61.2	40.5	3.64
E5543591	1.7	0.59	1440	<5	107	0.6	<1	1.69	2.0	13	7.6	52.6	32.9	3.42
E5543592	2.3	0.57	1770	<5	105	0.5	<1	1.67	2.5	15	8.0	55.6	35.3	3.36
E5543593	1.5	0.47	516	<5	105	0.7	<1	1.23	1.5	22	7.4	62.1	29.5	2.94
E5543594	>100	0.35	1180	<5	24	<0.5	36	1.70	431	4	30.0	9.6	>10000	17.0
E5543595	0.8	0.67	163	<5	146	0.9	<1	3.49	<0.5	19	6.8	42.7	20.6	3.37
E5543596	1.3	0.53	167	<5	122	0.8	<1	3.36	<0.5	16	6.9	37.3	14.9	3.14
E5543597	0.6	0.45	138	<5	154	0.8	<1	6.93	<0.5	14	5.5	30.5	19.6	3.39
E5543598	0.7	0.51	172	<5	150	0.7	<1	3.68	<0.5	19	6.3	43.2	20.7	3.00
E5543599	<0.2	0.70	1	<5	95	0.6	<1	1.05	<0.5	35	11.0	15.8	14.8	2.72
E5543600	1.2	0.48	651	<5	135	0.6	<1	3.12	0.6	19	5.7	38.3	19.8	3.06

Certified By: Ron Cardinall

Results relate only to the items tested and to all the items tested

AGAT Laboratories

5623 McADAM ROAD
MISSISSAUGA, ONTARIO
CANADA L4Z 1N9
TEL (905)501-9998
FAX (905)501-0589
http://www.agatlabs.com

Certificate of Analysis

AGAT WORK ORDER: 12Y621281

PROJECT NO: THORN 2012 Batch # 2

CLIENT NAME: BRIXTON METALS CORPORATION

ATTENTION TO: GARY THOMPSON

Aqua Regia Digest - Metals Package, ICP-OES finish (201073)

DATE SAMPLED: Jul 17, 2012 | DATE RECEIVED: Jul 12, 2012 | DATE REPORTED: Aug 17, 2012 | SAMPLE TYPE: Drill Core

Analyte:	Ag	Al	As	B	Ba	Be	Bi	Ca	Cd	Ce	Co	Cr	Cu	Fe
Unit:	ppm	%	ppm	ppm	ppm	ppm	ppm	%	ppm	ppm	ppm	ppm	ppm	%
Sample Description RDL:	0.2	0.01	1	5	1	0.5	1	0.01	0.5	1	0.5	0.5	0.5	0.01
E5543601	1.0	0.46	625	<5	139	0.6	<1	3.04	0.8	19	5.8	37.4	19.4	2.97
E5543602	1.0	0.39	627	<5	112	0.6	<1	2.75	0.7	16	5.6	33.1	21.1	3.03
E5543603	1.1	0.45	653	<5	128	0.6	<1	2.79	0.7	19	6.0	38.3	21.8	3.08
E5543604	2.5	0.50	1630	<5	110	0.6	<1	1.71	8.7	14	6.4	47.7	17.4	4.03
E5543605	2.2	0.59	2000	<5	69	0.6	<1	1.84	6.8	14	6.1	39.5	11.5	3.67
E5543606	2.8	0.71	1420	<5	72	0.7	<1	1.52	7.5	19	6.0	63.9	11.4	3.53
E5543607	1.7	0.66	570	<5	138	0.7	<1	2.26	4.8	23	5.9	44.2	12.3	3.45
E5543608	2.7	0.61	1920	<5	104	0.6	<1	1.57	8.3	29	6.1	45.9	12.2	3.49
E5543609	2.2	0.71	582	<5	134	0.8	<1	2.16	5.8	24	5.7	51.4	12.9	3.48
E5543610	6.4	0.67	3230	<5	74	<0.5	<1	0.27	49.7	32	6.9	72.0	20.6	3.89
E5543611	2.4	0.87	778	<5	177	<0.5	<1	1.48	11.1	30	5.8	77.2	15.7	2.97
E5543612	2.6	0.83	770	<5	123	<0.5	<1	1.47	11.4	27	5.8	74.4	13.9	2.94
E5543613	1.8	0.78	534	<5	157	<0.5	<1	1.87	19.9	27	5.4	50.0	10.2	2.86
E5543614	2.0	0.79	535	<5	153	<0.5	<1	1.79	20.0	27	5.7	51.8	10.2	2.74
E5543615	2.8	0.76	1000	<5	108	<0.5	<1	1.59	29.0	22	5.6	24.8	14.4	3.03
E5543616	2.4	0.73	995	<5	99	<0.5	<1	1.58	28.9	22	5.5	22.7	14.1	3.00
E5543617	2.4	0.76	994	<5	109	<0.5	<1	1.63	28.8	22	5.4	24.3	14.6	3.06
E5543618	2.3	0.95	668	<5	183	<0.5	<1	1.24	11.8	28	6.1	40.9	23.1	3.09
E5543619	1.6	1.07	708	<5	167	<0.5	<1	1.55	22.5	32	6.3	54.2	11.5	3.10
E5543620	0.7	1.18	219	<5	137	<0.5	<1	1.98	2.7	34	6.1	59.1	10.0	2.56
E5543621	0.6	1.11	178	<5	134	<0.5	<1	1.96	1.4	33	5.3	55.9	8.7	2.30
E5543622	0.6	1.36	230	<5	427	0.6	<1	1.84	2.0	33	6.0	52.8	8.8	2.57
E5543623	0.5	1.29	228	<5	419	0.5	<1	1.87	1.9	31	5.9	51.3	8.0	2.59
E5543624	0.6	1.35	166	<5	572	0.6	<1	1.73	1.3	34	6.3	46.2	7.3	2.48
E5543625	1.8	0.90	1730	<5	160	<0.5	<1	0.38	45.1	28	6.7	56.2	8.6	2.98
E5543626	1.8	0.87	1740	<5	169	<0.5	<1	0.37	44.9	29	6.7	54.6	8.4	2.86
E5543627	1.7	0.80	1060	<5	213	<0.5	<1	1.03	24.2	24	6.4	48.2	9.6	2.83
E5543628	3.0	0.66	1740	<5	162	<0.5	<1	0.52	11.5	25	7.6	53.3	17.1	2.74
E5543629	16.1	0.77	4450	<5	61	<0.5	<1	2.54	134	31	6.8	42.6	45.3	3.63
E5543630	15.7	0.45	2440	<5	50	0.5	<1	0.96	16.6	29	7.3	33.4	40.3	2.83
E5543631	34.3	0.53	3330	<5	92	0.6	<1	0.93	28.5	32	8.1	40.1	109	3.36
E5543632	>100	0.35	1220	<5	14	<0.5	40	1.75	435	5	29.9	11.1	>10000	16.7

Certified By: Ron Cardinall

Results relate only to the items tested and to all the items tested

AGAT Laboratories
5623 McADAM ROAD
MISSISSAUGA, ONTARIO
CANADA L4Z 1N9
TEL (905)501-9998
FAX (905)501-0589
http://www.agatlabs.com

Certificate of Analysis

AGAT WORK ORDER: 12Y621281

PROJECT NO: THORN 2012 Batch # 2

CLIENT NAME: BRIXTON METALS CORPORATION

ATTENTION TO: GARY THOMPSON

Aqua Regia Digest - Metals Package, ICP-OES finish (201073)

DATE SAMPLED: Jul 17, 2012 | DATE RECEIVED: Jul 12, 2012 | DATE REPORTED: Aug 17, 2012 | SAMPLE TYPE: Drill Core

Analyte:	Ag	Al	As	B	Ba	Be	Bi	Ca	Cd	Ce	Co	Cr	Cu	Fe
Unit:	ppm	%	ppm	ppm	ppm	ppm	ppm	%	ppm	ppm	ppm	ppm	ppm	%
Sample Description RDL:	0.2	0.01	1	5	1	0.5	1	0.01	0.5	1	0.5	0.5	0.5	0.01
E5543633	16.2	0.46	1510	<5	69	0.6	<1	1.12	31.5	34	8.6	24.7	52.4	2.81
E5543634	13.1	0.97	3490	<5	64	0.6	<1	1.44	104	30	10.9	41.9	151	3.70
E5543635	8.5	0.37	9530	<5	98	<0.5	<1	1.57	251	16	8.4	18.7	61.2	3.84
E5543636	9.1	0.39	9550	<5	112	<0.5	<1	1.56	254	18	8.6	19.5	61.7	3.91
E5543637	8.3	0.31	9140	<5	92	<0.5	<1	1.49	239	16	8.3	17.2	58.8	3.72
E5543638	<0.2	0.67	<1	<5	90	0.7	<1	1.01	<0.5	36	11.0	14.6	15.2	2.62
E5543639	11.4	0.43	5570	<5	97	<0.5	<1	2.32	154	16	7.1	37.0	36.7	3.48
E5543640	5.9	0.41	3610	<5	84	<0.5	<1	1.56	24.2	18	9.2	32.8	19.8	3.84
E5543641	5.7	0.53	3610	<5	97	<0.5	<1	1.54	102	20	9.3	35.5	20.4	3.80
E5543642	32.7	0.64	2890	<5	112	<0.5	<1	1.31	23.8	29	8.0	36.4	182	3.16
E5543643	33.9	0.68	3050	<5	114	0.5	<1	1.36	24.6	30	8.3	37.1	190	3.29
E5543644	93.3	0.60	2830	<5	98	<0.5	<1	1.53	32.3	33	7.6	41.4	463	3.50
E5543645	>100	0.46	2560	<5	93	<0.5	<1	1.66	113	29	7.3	43.7	285	2.62
E5543646	>100	0.49	2620	<5	93	<0.5	<1	1.62	113	29	7.4	45.7	287	2.57
E5543647	>100	0.38	1290	<5	51	<0.5	<1	2.55	349	19	5.2	51.8	1250	3.65
E5543648	>100	0.43	800	<5	76	<0.5	<1	0.69	30.5	29	6.8	46.0	559	3.74
E5543649	<0.2	0.88	<1	<5	135	1.0	<1	1.31	<0.5	45	13.2	20.2	24.2	3.22
E5543650	>100	0.36	1890	<5	35	<0.5	<1	1.29	146	26	6.1	40.3	739	3.88
E5543651	>100	0.28	1570	<5	25	<0.5	<1	1.37	96.8	20	5.5	35.5	760	4.06
E5543652	76.8	0.55	2070	<5	50	<0.5	<1	0.43	88.0	34	10.4	53.2	287	3.50
E5543653	20.1	0.44	2990	<5	57	<0.5	<1	0.55	21.5	32	10.4	42.0	80.5	2.70
E5543654	>100	0.38	4430	<5	30	<0.5	<1	0.80	29.8	25	6.8	41.6	468	4.56
E5543655	>100	0.31	1050	<5	10	<0.5	15	1.76	402	4	28.3	8.4	>10000	16.8
E5543656	>100	0.41	4060	<5	26	<0.5	<1	0.47	251	26	7.0	37.4	1490	8.54
E5543657	90.4	0.40	1190	<5	48	<0.5	<1	0.29	25.6	29	7.0	38.2	387	4.63
E5543658	>100	0.36	2100	<5	46	<0.5	<1	0.29	54.0	24	6.6	43.4	321	5.57
E5543659	>100	0.41	2670	<5	30	<0.5	<1	0.35	101	28	6.1	31.1	436	7.81
E5541060	>100	0.41	7420	<5	21	<0.5	<1	0.35	101	19	4.3	50.5	327	14.0
E5541061	>100	0.35	7980	<5	18	<0.5	<1	0.36	106	19	4.5	39.8	334	14.6
E5541062	98.3	0.39	2560	<5	12	<0.5	<1	0.60	72.0	20	6.1	52.3	561	7.18
E5541063	>100	0.41	2670	<5	15	<0.5	<1	0.61	76.3	22	6.2	56.6	551	7.28
E5541064	83.3	0.48	3220	<5	58	<0.5	<1	1.00	21.9	31	7.2	42.8	299	5.21

Certified By: Ron Cardinall

Results relate only to the items tested and to all the items tested

AGAT Laboratories
5623 McADAM ROAD
MISSISSAUGA, ONTARIO
CANADA L4Z 1N9
TEL (905)501-9998
FAX (905)501-0589
http://www.agatlabs.com

Certificate of Analysis

AGAT WORK ORDER: 12Y621281

PROJECT NO: THORN 2012 Batch # 2

CLIENT NAME: BRIXTON METALS CORPORATION

ATTENTION TO: GARY THOMPSON

Aqua Regia Digest - Metals Package, ICP-OES finish (201073)

DATE SAMPLED: Jul 17, 2012 | DATE RECEIVED: Jul 12, 2012 | DATE REPORTED: Aug 17, 2012 | SAMPLE TYPE: Drill Core

Analyte:	Ag	Al	As	B	Ba	Be	Bi	Ca	Cd	Ce	Co	Cr	Cu	Fe
Unit:	ppm	%	ppm	ppm	ppm	ppm	ppm	%	ppm	ppm	ppm	ppm	ppm	%
Sample Description RDL:	0.2	0.01	1	5	1	0.5	1	0.01	0.5	1	0.5	0.5	0.5	0.01
E5541065	79.5	0.46	3090	<5	61	<0.5	<1	0.97	21.6	30	6.8	40.1	290	4.97
E5541066	2.6	0.56	1680	<5	61	<0.5	<1	1.79	2.0	14	8.1	54.5	36.1	3.54
E5541067	2.2	0.58	1640	<5	78	<0.5	<1	1.71	2.0	14	8.0	53.9	36.0	3.45
E5541068	61.7	0.93	2630	<5	77	<0.5	<1	1.81	99.4	25	6.6	74.8	100	4.03
E5541069	62.5	0.91	2800	<5	95	0.5	<1	1.60	105	26	6.7	75.1	99.4	3.63
E5541070	>100	0.31	1120	<5	24	<0.5	28	1.67	438	4	29.4	9.4	>10000	16.4
E5541071	63.0	0.78	2750	<5	67	0.5	<1	1.60	104	23	6.7	69.3	99.5	3.65
E5541072	63.7	0.89	2820	<5	82	0.5	<1	1.66	106	25	6.6	75.3	102	3.77
E5541073	64.6	0.81	2880	<5	70	0.5	<1	1.65	108	23	6.8	73.0	102	3.73
E5541074	62.2	1.04	2670	<5	110	0.5	<1	1.58	102	26	6.4	75.2	97.1	3.58
E5541075	63.1	0.89	2830	<5	80	0.5	<1	1.62	105	25	6.7	74.0	100	3.69
E5541076	63.1	0.80	2790	<5	63	0.5	<1	1.66	105	23	6.8	71.6	99.6	3.75
E5541077	>100	0.61	3220	<5	31	<0.5	<1	1.40	559	19	6.1	98.5	1420	6.02
E5541078	>100	0.59	3210	<5	38	<0.5	<1	1.24	556	21	6.2	102	1400	5.41
E5541079	>100	0.80	3270	<5	49	<0.5	<1	1.41	558	24	6.2	109	1420	6.09
E5541080	>100	0.77	3330	<5	52	<0.5	<1	1.29	565	24	6.3	109	1470	5.62
E5541081	>100	0.76	3100	<5	46	<0.5	<1	1.36	544	23	6.1	104	1350	5.85
E5541082	>100	0.66	3020	<5	41	<0.5	<1	1.23	525	21	5.8	99.6	1320	5.35
E5541083	<0.2	0.73	<1	<5	97	0.7	<1	1.03	<0.5	36	11.5	15.8	15.3	2.68
E5541084	>100	0.70	3230	<5	38	<0.5	<1	1.35	556	23	6.2	106	1430	5.83
E5541085	>100	0.63	3130	<5	35	<0.5	<1	1.29	543	21	6.1	101	1380	5.56
E5541086	>100	0.68	3370	<5	44	<0.5	<1	1.36	570	23	6.5	105	1450	5.92
E5541087	>100	0.62	3200	<5	35	<0.5	<1	1.30	549	21	6.1	102	1430	5.65
E5541088	>100	0.70	3180	<5	41	<0.5	<1	1.30	542	22	6.2	105	1380	5.69
E5541089	>100	0.42	1900	<5	51	<0.5	<1	1.35	686	23	6.8	6.4	655	6.02
E5541090	>100	0.37	1820	<5	38	<0.5	<1	2.19	574	16	5.2	7.6	572	4.89
E5541091	15.8	0.47	1510	<5	135	<0.5	<1	1.74	33.7	24	5.4	5.9	63.9	2.67
E5541092	67.2	0.46	2060	<5	104	<0.5	<1	1.97	245	24	7.1	7.8	170	4.39
E5541093	7.7	0.52	3490	<5	90	<0.5	<1	0.86	7.9	27	10.2	8.8	27.7	2.40
E5541094	>100	0.36	2590	<5	35	<0.5	<1	1.53	1700	22	7.6	7.2	876	5.28
E5541095	>100	0.43	2120	<5	27	<0.5	<1	1.34	751	25	6.6	8.7	550	4.47
E5541096	>100	0.37	2150	<5	56	<0.5	<1	2.77	1910	16	5.5	5.9	1000	4.88

Certified By: Ron Cardinall

Results relate only to the items tested and to all the items tested

AGAT Laboratories

5623 McADAM ROAD
MISSISSAUGA, ONTARIO
CANADA L4Z 1N9
TEL (905)501-9998
FAX (905)501-0589
http://www.agatlabs.com

Certificate of Analysis

AGAT WORK ORDER: 12Y621281

PROJECT NO: THORN 2012 Batch # 2

CLIENT NAME: BRIXTON METALS CORPORATION

ATTENTION TO: GARY THOMPSON

Aqua Regia Digest - Metals Package, ICP-OES finish (201073)

DATE SAMPLED: Jul 17, 2012 | DATE RECEIVED: Jul 12, 2012 | DATE REPORTED: Aug 17, 2012 | SAMPLE TYPE: Drill Core

Analyte:	Ag	Al	As	B	Ba	Be	Bi	Ca	Cd	Ce	Co	Cr	Cu	Fe
Unit:	ppm	%	ppm	ppm	ppm	ppm	ppm	%	ppm	ppm	ppm	ppm	ppm	%
Sample Description RDL:	0.2	0.01	1	5	1	0.5	1	0.01	0.5	1	0.5	0.5	0.5	0.01
E5541097	92.7	0.45	1440	<5	97	<0.5	<1	1.56	1280	22	6.1	9.3	483	3.64
E5541098	86.0	0.55	1820	<5	101	<0.5	<1	1.31	541	31	6.5	9.1	465	4.00
E5541099	>100	0.46	2490	<5	101	<0.5	<1	2.18	1080	23	6.0	8.6	720	5.92
E5541100	17.2	0.48	2570	<5	124	<0.5	<1	2.39	43.6	27	6.6	10.7	223	3.59
E5541101	19.0	0.44	3190	<5	114	<0.5	<1	2.11	110	27	7.1	11.8	194	3.48
E5541102	1.5	0.32	6260	<5	70	<0.5	<1	2.39	<0.5	22	6.3	9.4	16.0	3.05
E5541103	2.2	0.31	6230	<5	67	<0.5	<1	2.33	<0.5	23	6.4	9.4	16.9	2.97
E5541104	4.7	0.48	2960	<5	89	<0.5	<1	2.55	15.7	28	6.3	8.6	156	2.76
E5541105	>100	0.36	5180	<5	65	<0.5	24	2.69	1000	17	4.5	4.0	>10000	9.67
E5541106	>100	0.39	5880	<5	56	<0.5	35	2.06	538	18	4.1	3.1	>10000	9.55
E5541107	>100	0.56	1760	<5	93	<0.5	9	0.75	103	31	6.0	9.5	>10000	5.65
E5541108	>100	0.64	3430	<5	52	<0.5	5	4.18	163	22	5.6	7.1	7610	7.91
E5541109	<0.2	0.86	<1	<5	126	1.1	<1	1.25	<0.5	45	13.3	21.4	24.5	3.07
E5541110	3.9	0.54	520	<5	94	<0.5	<1	1.62	15.6	35	10.5	9.3	116	2.00
E5541111	7.2	0.55	1140	<5	75	<0.5	<1	0.72	59.9	36	10.0	11.9	42.2	3.54
E5541112	21.1	0.63	1800	<5	91	<0.5	<1	1.46	105	32	6.2	11.3	54.0	5.15
E5541113	16.8	0.71	2620	<5	91	<0.5	<1	0.37	158	35	7.0	11.6	97.5	6.13
E5541114	7.2	0.80	2420	<5	106	<0.5	<1	0.34	23.1	36	7.2	16.7	49.1	4.61
E5541115	6.9	0.68	2100	<5	95	<0.5	<1	1.01	13.2	36	7.3	10.7	36.3	5.28
E5541116	6.9	0.38	2640	<5	61	<0.5	<1	0.56	16.5	25	6.9	8.5	33.4	5.70
E5541117	5.1	0.68	987	<5	104	0.6	<1	0.41	24.2	37	7.1	8.7	23.9	3.31
E5541118	4.4	0.52	741	<5	84	<0.5	<1	1.09	30.7	32	6.7	10.3	24.5	2.96
E5541119	>100	0.37	1200	<5	23	<0.5	34	1.72	423	5	29.7	11.0	>10000	16.3
E5541120	3.9	0.66	719	<5	122	<0.5	<1	1.07	16.9	34	7.8	14.2	31.2	2.95
E5541121	6.3	0.44	1110	<5	83	<0.5	<1	0.66	20.2	30	7.1	9.6	36.2	4.02
E5541122	4.5	0.58	540	<5	78	<0.5	<1	0.71	14.5	35	7.3	10.6	27.9	2.92
E5541123	1.2	0.87	325	<5	163	0.5	<1	1.25	<0.5	26	6.2	8.2	10.4	3.42
E5541124	0.5	0.73	139	<5	152	<0.5	<1	1.54	<0.5	19	6.5	9.3	7.5	2.93

Certified By: Ron Cardinall

Results relate only to the items tested and to all the items tested

AGAT Laboratories
5623 McADAM ROAD
MISSISSAUGA, ONTARIO
CANADA L4Z 1N9
TEL (905)501-9998
FAX (905)501-0589
http://www.agatlabs.com

Certificate of Analysis

AGAT WORK ORDER: 12Y621281

PROJECT NO: THORN 2012 Batch # 2

CLIENT NAME: BRIXTON METALS CORPORATION

ATTENTION TO: GARY THOMPSON

Aqua Regia Digest - Metals Package, ICP-OES finish (201073)

DATE SAMPLED: Jul 17, 2012 | DATE RECEIVED: Jul 12, 2012 | DATE REPORTED: Aug 17, 2012 | SAMPLE TYPE: Drill Core

Analyte:	Ga	Hg	In	K	La	Li	Mg	Mn	Mo	Na	Ni	P	Pb	Rb
Unit:	ppm	ppm	ppm	%	ppm	ppm	%	ppm	ppm	%	ppm	ppm	ppm	ppm
Sample Description RDL:	5	1	1	0.01	1	1	0.01	1	0.5	0.01	0.5	10	0.5	10
E5543569	7	<1	<1	0.17	8	11	0.80	1940	2.1	0.02	2.9	803	283	12
E5543570	8	<1	<1	0.19	8	13	0.84	2340	2.3	0.02	1.9	784	485	14
E5543571	6	<1	<1	0.21	8	14	0.95	2480	1.5	0.03	1.5	755	260	15
E5543572	7	<1	<1	0.22	9	14	0.94	2460	2.8	0.03	1.4	748	269	15
E5543573	7	<1	<1	0.18	9	16	1.00	2520	2.0	0.02	2.8	823	103	14
E5543574	7	<1	<1	0.17	8	15	0.94	2440	2.0	0.02	2.9	765	93.1	13
E5543575	17	17	<1	0.06	<1	3	0.80	<1	49.2	<0.01	59.0	346	>10000	<10
E5543576	6	<1	<1	0.20	9	14	0.97	2870	0.6	0.03	1.8	750	55.8	16
E5543577	7	<1	<1	0.18	8	12	1.01	3900	0.9	0.02	2.3	763	59.8	14
E5543578	6	<1	<1	0.20	8	9	0.91	3160	2.9	0.02	1.6	816	419	16
E5543579	7	<1	<1	0.19	7	10	0.82	3250	3.9	0.02	2.1	783	2470	14
E5543580	<5	<1	<1	0.13	15	3	0.76	<1	0.9	0.24	36.1	1910	2.3	<10
E5543581	5	<1	<1	0.20	7	3	0.90	3760	2.0	0.03	1.8	807	1010	15
E5543582	<5	<1	<1	0.18	6	3	0.60	2390	4.8	0.01	12.1	1270	217	13
E5543583	<5	<1	<1	0.17	6	3	0.56	2170	4.8	0.01	11.3	1190	206	13
E5543584	<5	<1	<1	0.19	6	3	0.59	2050	4.8	0.01	11.3	1160	202	14
E5543585	<5	<1	<1	0.19	6	3	0.58	2140	3.7	0.01	11.4	1220	207	14
E5543586	5	<1	<1	0.19	7	3	0.55	2230	6.6	0.01	11.8	1290	218	15
E5543587	5	<1	<1	0.21	7	3	0.59	2320	4.0	0.01	11.7	1260	217	16
E5543588	<5	<1	<1	0.19	6	3	0.63	2350	4.4	0.01	12.6	1290	224	15
E5543589	5	<1	<1	0.19	6	3	0.58	2340	5.1	0.01	12.8	1280	220	14
E5543590	5	<1	<1	0.20	6	3	0.62	2470	5.0	0.01	12.5	1300	222	15
E5543591	<5	<1	<1	0.20	6	3	0.58	1940	4.0	0.01	11.0	1100	195	14
E5543592	<5	<1	<1	0.19	6	3	0.58	2210	4.5	0.01	12.0	1200	209	15
E5543593	<5	<1	<1	0.21	10	1	0.45	1130	2.2	0.02	5.5	850	133	16
E5543594	18	16	<1	0.08	1	3	0.77	13	51.7	<0.01	52.6	359	>10000	<10
E5543595	<5	<1	<1	0.23	9	4	1.34	2920	3.2	0.02	5.2	831	38.5	16
E5543596	6	<1	<1	0.20	7	3	1.25	3340	3.4	0.02	5.9	931	43.5	15
E5543597	<5	<1	<1	0.21	6	2	2.74	5490	6.8	0.04	4.5	727	24.6	17
E5543598	<5	<1	<1	0.24	8	2	1.38	3650	6.5	0.02	5.9	799	27.9	18
E5543599	<5	<1	<1	0.08	12	2	0.73	383	0.7	0.20	28.0	1670	3.0	<10
E5543600	<5	<1	<1	0.23	9	<1	1.09	3560	2.8	0.02	3.4	773	107	16

Certified By: Ron Cardinall

Results relate only to the items tested and to all the items tested

AGAT Laboratories

5623 McADAM ROAD
MISSISSAUGA, ONTARIO
CANADA L4Z 1N9
TEL (905)501-9998
FAX (905)501-0589
http://www.agatlabs.com

Certificate of Analysis

AGAT WORK ORDER: 12Y621281

PROJECT NO: THORN 2012 Batch # 2

CLIENT NAME: BRIXTON METALS CORPORATION

ATTENTION TO: GARY THOMPSON

Aqua Regia Digest - Metals Package, ICP-OES finish (201073)

DATE SAMPLED: Jul 17, 2012 | DATE RECEIVED: Jul 12, 2012 | DATE REPORTED: Aug 17, 2012 | SAMPLE TYPE: Drill Core

Analyte:	Ga	Hg	In	K	La	Li	Mg	Mn	Mo	Na	Ni	P	Pb	Rb
Unit:	ppm	ppm	ppm	%	ppm	ppm	%	ppm	ppm	%	ppm	ppm	ppm	ppm
Sample Description RDL:	5	1	1	0.01	1	1	0.01	1	0.5	0.01	0.5	10	0.5	10
E5543601	<5	<1	<1	0.23	8	1	1.07	3510	2.7	0.02	3.0	747	103	15
E5543602	<5	<1	<1	0.19	7	<1	0.95	3070	2.6	0.02	3.3	778	94.8	13
E5543603	<5	<1	<1	0.21	9	<1	0.97	3140	1.8	0.02	3.5	828	97.2	15
E5543604	<5	<1	<1	0.23	6	2	0.60	5210	3.5	0.02	3.7	869	361	15
E5543605	<5	<1	<1	0.23	6	4	0.70	3120	4.4	0.02	3.7	902	302	16
E5543606	<5	<1	<1	0.24	9	6	0.60	2770	2.4	0.02	3.1	833	340	18
E5543607	<5	<1	<1	0.25	11	4	0.84	2640	2.7	0.02	2.7	798	207	17
E5543608	<5	<1	<1	0.24	14	2	0.61	2790	1.7	0.02	2.7	832	336	17
E5543609	<5	<1	<1	0.27	11	3	0.81	4030	2.7	0.03	2.5	811	228	19
E5543610	<5	<1	<1	0.24	15	3	0.18	595	4.4	0.02	3.3	807	730	14
E5543611	6	<1	<1	0.34	15	4	0.64	1700	1.8	0.03	3.1	737	241	25
E5543612	5	<1	<1	0.31	13	4	0.61	1740	2.2	0.03	3.0	735	243	24
E5543613	<5	<1	<1	0.28	13	5	0.73	1940	1.7	0.03	2.6	729	246	22
E5543614	6	<1	<1	0.28	13	4	0.70	1920	1.5	0.02	2.5	724	256	23
E5543615	<5	<1	<1	0.15	11	8	0.81	1460	1.7	0.01	2.3	709	301	13
E5543616	<5	<1	<1	0.15	11	8	0.80	1430	1.3	0.01	1.8	676	302	12
E5543617	5	<1	<1	0.16	11	8	0.86	1450	1.3	0.01	2.0	728	296	12
E5543618	6	<1	<1	0.19	14	8	0.79	1000	2.1	0.02	2.8	776	293	14
E5543619	5	<1	<1	0.24	16	8	0.95	1060	1.3	0.03	3.1	773	210	18
E5543620	7	<1	<1	0.27	17	9	1.07	1070	0.9	0.03	3.0	747	91.9	21
E5543621	6	<1	<1	0.26	17	9	1.06	1200	1.2	0.03	2.7	733	77.5	21
E5543622	7	<1	<1	0.31	17	14	1.12	1160	1.5	0.03	3.0	737	81.8	24
E5543623	6	<1	<1	0.28	16	14	1.13	1140	1.6	0.03	2.6	718	80.4	22
E5543624	7	<1	<1	0.27	17	19	1.15	1150	1.5	0.04	3.0	751	65.4	23
E5543625	<5	<1	<1	0.30	14	7	0.40	386	1.5	0.03	3.3	779	146	22
E5543626	5	<1	<1	0.30	14	7	0.39	368	1.2	0.03	2.8	764	141	22
E5543627	<5	<1	<1	0.31	11	6	0.63	1010	0.9	0.03	2.8	815	116	25
E5543628	<5	<1	<1	0.31	12	4	0.25	216	2.0	0.02	3.6	909	197	25
E5543629	<5	<1	<1	0.31	15	8	0.86	1010	6.6	0.01	7.7	727	451	29
E5543630	<5	<1	<1	0.26	13	2	0.34	19	3.3	<0.01	5.3	750	380	20
E5543631	<5	<1	<1	0.31	15	2	0.31	314	4.6	<0.01	8.0	759	480	27
E5543632	20	17	<1	0.08	1	4	0.80	18	52.3	<0.01	51.9	353	>10000	<10

Certified By: Ron Cardinall

Results relate only to the items tested and to all the items tested

AGAT Laboratories
5623 McADAM ROAD
MISSISSAUGA, ONTARIO
CANADA L4Z 1N9
TEL (905)501-9998
FAX (905)501-0589
http://www.agatlabs.com

Certificate of Analysis

AGAT WORK ORDER: 12Y621281

PROJECT NO: THORN 2012 Batch # 2

CLIENT NAME: BRIXTON METALS CORPORATION

ATTENTION TO: GARY THOMPSON

Aqua Regia Digest - Metals Package, ICP-OES finish (201073)

DATE SAMPLED: Jul 17, 2012 | DATE RECEIVED: Jul 12, 2012 | DATE REPORTED: Aug 17, 2012 | SAMPLE TYPE: Drill Core

Analyte:	Ga	Hg	In	K	La	Li	Mg	Mn	Mo	Na	Ni	P	Pb	Rb
Unit:	ppm	ppm	ppm	%	ppm	ppm	%	ppm	ppm	%	ppm	ppm	ppm	ppm
Sample Description RDL:	5	1	1	0.01	1	1	0.01	1	0.5	0.01	0.5	10	0.5	10
E5543633	<5	<1	<1	0.29	15	2	0.31	1030	4.0	<0.01	9.3	895	391	24
E5543634	5	<1	<1	0.36	13	11	0.72	305	5.6	0.02	18.9	998	294	32
E5543635	<5	<1	<1	0.20	7	1	0.55	274	9.2	<0.01	10.9	786	342	17
E5543636	<5	<1	<1	0.21	8	2	0.55	276	8.8	<0.01	11.5	806	361	19
E5543637	<5	<1	<1	0.17	7	1	0.53	237	8.1	<0.01	10.8	753	340	14
E5543638	5	<1	<1	0.09	12	2	0.70	<1	0.6	0.19	28.4	1530	2.2	<10
E5543639	<5	<1	<1	0.28	7	<1	0.79	1020	4.1	0.02	4.8	736	443	25
E5543640	<5	<1	<1	0.27	7	<1	0.49	1010	3.4	0.02	9.3	785	345	24
E5543641	<5	<1	<1	0.32	9	<1	0.51	1020	4.3	0.02	9.6	810	346	30
E5543642	<5	<1	<1	0.38	14	<1	0.44	174	3.5	0.02	5.9	800	2570	33
E5543643	<5	<1	<1	0.40	15	<1	0.45	199	3.2	0.02	6.2	830	2690	35
E5543644	<5	<1	<1	0.35	16	<1	0.55	114	4.1	0.02	3.7	748	7730	30
E5543645	<5	<1	<1	0.29	14	<1	0.62	119	4.9	0.02	7.2	727	>10000	25
E5543646	<5	<1	<1	0.31	14	<1	0.59	122	3.6	0.02	7.5	742	>10000	26
E5543647	5	1	<1	0.24	9	<1	1.12	452	6.5	0.02	5.3	513	>10000	21
E5543648	<5	<1	<1	0.26	13	<1	0.20	11	3.3	0.04	3.0	755	4800	20
E5543649	5	<1	<1	0.13	16	3	0.87	449	1.1	0.26	36.0	1790	3.5	<10
E5543650	<5	<1	<1	0.23	13	<1	0.46	170	5.2	0.04	3.8	616	9360	20
E5543651	<5	<1	<1	0.18	9	<1	0.46	524	7.7	0.04	3.4	625	9330	13
E5543652	<5	<1	<1	0.35	16	<1	0.10	221	5.5	0.04	10.2	984	3620	24
E5543653	<5	<1	<1	0.29	15	<1	0.11	238	2.9	0.03	9.5	1010	597	20
E5543654	<5	<1	<1	0.25	11	<1	0.21	403	5.1	0.03	5.3	676	1440	18
E5543655	17	13	<1	0.06	<1	3	0.80	<1	49.1	<0.01	54.1	377	>10000	<10
E5543656	5	2	<1	0.25	12	<1	0.13	396	10.8	0.03	5.4	575	>10000	20
E5543657	<5	<1	<1	0.25	13	<1	0.04	83	4.1	0.04	3.0	816	1410	17
E5543658	<5	<1	<1	0.22	11	<1	0.05	137	5.3	0.03	3.0	756	2600	14
E5543659	<5	2	<1	0.25	13	<1	0.09	280	7.8	0.03	3.2	671	7870	18
E5541060	7	1	<1	0.25	8	<1	0.10	336	7.1	0.02	1.7	495	6050	21
E5541061	9	1	<1	0.22	8	<1	0.10	349	8.0	0.02	1.2	500	6290	20
E5541062	<5	<1	<1	0.23	9	<1	0.09	421	7.1	0.03	4.3	621	7680	16
E5541063	<5	1	<1	0.24	9	<1	0.09	438	7.2	0.03	4.6	637	8020	17
E5541064	<5	<1	<1	0.29	15	<1	0.25	1190	5.2	0.04	5.4	658	1820	23

Certified By: Ron Cardinall

Results relate only to the items tested and to all the items tested

AGAT Laboratories
5623 McADAM ROAD
MISSISSAUGA, ONTARIO
CANADA L4Z 1N9
TEL (905)501-9998
FAX (905)501-0589
http://www.agatlabs.com

Certificate of Analysis

AGAT WORK ORDER: 12Y621281

PROJECT NO: THORN 2012 Batch # 2

CLIENT NAME: BRIXTON METALS CORPORATION

ATTENTION TO: GARY THOMPSON

Aqua Regia Digest - Metals Package, ICP-OES finish (201073)

DATE SAMPLED: Jul 17, 2012 | DATE RECEIVED: Jul 12, 2012 | DATE REPORTED: Aug 17, 2012 | SAMPLE TYPE: Drill Core

Analyte:	Ga	Hg	In	K	La	Li	Mg	Mn	Mo	Na	Ni	P	Pb	Rb
Unit:	ppm	ppm	ppm	%	ppm	ppm	%	ppm	ppm	%	ppm	ppm	ppm	ppm
Sample Description RDL:	5	1	1	0.01	1	1	0.01	1	0.5	0.01	0.5	10	0.5	10
E5541065	<5	<1	<1	0.28	14	<1	0.24	1170	5.2	0.04	5.4	650	1780	21
E5541066	5	<1	<1	0.17	5	3	0.61	2430	4.9	0.01	11.9	1270	203	12
E5541067	<5	<1	<1	0.18	6	3	0.58	2420	4.1	0.01	11.5	1270	200	12
E5541068	<5	<1	<1	0.51	12	<1	0.51	2240	6.1	0.04	6.6	758	2580	43
E5541069	5	1	<1	0.51	12	<1	0.45	2010	6.7	0.04	6.4	729	2650	46
E5541070	18	16	<1	0.06	<1	3	0.76	<1	50.0	<0.01	57.0	373	>10000	<10
E5541071	<5	<1	<1	0.45	10	<1	0.45	1960	6.9	0.04	6.3	729	2620	38
E5541072	<5	1	<1	0.50	12	<1	0.45	2020	5.2	0.04	6.6	730	2680	44
E5541073	6	1	<1	0.47	10	<1	0.47	2020	6.5	0.04	6.6	736	2730	41
E5541074	5	<1	<1	0.57	12	<1	0.44	1910	6.3	0.04	6.0	699	2560	50
E5541075	5	1	<1	0.50	12	<1	0.44	2020	6.6	0.04	6.3	714	2650	45
E5541076	<5	<1	<1	0.46	10	<1	0.46	2040	6.9	0.04	6.4	729	2670	40
E5541077	5	1	<1	0.35	9	<1	0.51	225	8.4	0.04	6.5	601	>10000	28
E5541078	7	<1	<1	0.34	10	<1	0.47	208	8.6	0.04	6.8	587	>10000	29
E5541079	6	2	<1	0.43	11	<1	0.52	215	9.4	0.05	6.5	601	>10000	36
E5541080	<5	3	<1	0.42	11	<1	0.51	211	9.4	0.04	6.7	625	>10000	36
E5541081	6	2	<1	0.41	11	<1	0.50	168	10.3	0.04	6.0	577	>10000	33
E5541082	<5	2	<1	0.37	10	<1	0.48	178	8.4	0.04	6.3	549	>10000	30
E5541083	6	<1	<1	0.09	12	2	0.70	<1	1.5	0.20	28.6	1600	7.5	<10
E5541084	5	<1	<1	0.38	10	<1	0.51	202	8.5	0.04	6.6	612	>10000	32
E5541085	<5	2	<1	0.36	10	<1	0.48	198	8.7	0.04	6.5	587	>10000	30
E5541086	6	1	<1	0.38	11	<1	0.52	203	9.8	0.04	6.8	616	>10000	32
E5541087	6	2	<1	0.35	9	<1	0.49	199	8.9	0.04	6.6	588	>10000	28
E5541088	6	2	<1	0.38	10	<1	0.49	184	9.4	0.04	6.7	607	>10000	32
E5541089	<5	<1	<1	0.23	11	1	0.46	145	9.4	0.05	4.2	512	>10000	20
E5541090	5	1	<1	0.22	7	<1	0.76	185	8.1	0.04	3.1	502	>10000	19
E5541091	<5	<1	<1	0.30	10	1	0.31	303	3.1	0.06	2.8	636	537	29
E5541092	<5	<1	<1	0.29	11	2	0.59	166	5.8	0.06	3.4	611	4980	25
E5541093	<5	<1	<1	0.29	12	1	0.05	156	1.2	0.07	5.8	969	282	23
E5541094	6	2	<1	0.21	10	1	0.63	274	9.1	0.05	5.0	544	>10000	20
E5541095	5	<1	<1	0.24	11	1	0.45	101	6.2	0.06	3.9	641	>10000	20
E5541096	5	4	<1	0.22	7	1	1.15	151	10.9	0.04	3.9	490	>10000	22

Certified By: Ron Cardinall

Results relate only to the items tested and to all the items tested

AGAT Laboratories

5623 McADAM ROAD
MISSISSAUGA, ONTARIO
CANADA L4Z 1N9
TEL (905)501-9998
FAX (905)501-0589
http://www.agatlabs.com

Certificate of Analysis

AGAT WORK ORDER: 12Y621281

PROJECT NO: THORN 2012 Batch # 2

CLIENT NAME: BRIXTON METALS CORPORATION

ATTENTION TO: GARY THOMPSON

Aqua Regia Digest - Metals Package, ICP-OES finish (201073)

DATE SAMPLED: Jul 17, 2012 | DATE RECEIVED: Jul 12, 2012 | DATE REPORTED: Aug 17, 2012 | SAMPLE TYPE: Drill Core

Analyte:	Ga	Hg	In	K	La	Li	Mg	Mn	Mo	Na	Ni	P	Pb	Rb
Unit:	ppm	ppm	ppm	%	ppm	ppm	%	ppm	ppm	%	ppm	ppm	ppm	ppm
Sample Description RDL:	5	1	1	0.01	1	1	0.01	1	0.5	0.01	0.5	10	0.5	10
E5541097	<5	1	<1	0.27	10	2	0.58	361	8.0	0.05	3.5	636	>10000	23
E5541098	<5	1	<1	0.32	14	2	0.41	14	5.6	0.06	4.1	712	>10000	29
E5541099	7	<1	<1	0.28	11	1	0.97	<1	8.0	0.05	4.2	563	>10000	26
E5541100	5	<1	<1	0.29	13	2	0.76	422	6.0	0.05	6.3	704	1070	28
E5541101	<5	<1	<1	0.28	13	2	0.69	374	6.1	0.05	7.6	691	937	26
E5541102	<5	<1	<1	0.20	10	2	0.72	2980	0.9	0.06	4.0	758	55.1	18
E5541103	<5	<1	<1	0.19	10	2	0.70	3080	1.6	0.05	4.2	770	55.0	18
E5541104	<5	<1	<1	0.30	13	2	0.85	2770	1.6	0.05	4.2	722	347	29
E5541105	10	1	<1	0.22	8	1	1.11	1090	7.8	0.03	4.6	411	>10000	25
E5541106	8	<1	<1	0.24	8	1	0.92	201	8.0	0.04	5.7	408	>10000	26
E5541107	<5	<1	<1	0.32	15	1	0.17	14	4.2	0.05	2.7	731	2370	28
E5541108	8	1	<1	0.30	11	4	1.01	438	6.8	0.05	4.2	538	4120	31
E5541109	7	<1	<1	0.12	16	3	0.82	447	1.1	0.25	35.1	1730	2.4	<10
E5541110	<5	<1	<1	0.26	17	4	0.60	407	1.5	0.06	10.1	798	122	25
E5541111	<5	<1	<1	0.33	17	2	0.10	176	4.1	0.06	7.8	804	1210	30
E5541112	5	<1	<1	0.37	16	2	0.39	444	5.7	0.05	2.2	734	5870	35
E5541113	6	<1	<1	0.41	17	2	0.09	157	5.6	0.05	2.0	781	2750	39
E5541114	<5	<1	<1	0.46	17	2	0.08	120	3.0	0.06	3.1	780	676	43
E5541115	<5	<1	<1	0.40	17	2	0.24	296	3.2	0.05	3.3	769	487	36
E5541116	<5	<1	<1	0.25	11	1	0.13	162	3.7	0.05	4.0	703	748	23
E5541117	<5	<1	<1	0.38	18	2	0.10	141	3.7	0.07	3.2	780	909	33
E5541118	<5	<1	<1	0.32	15	2	0.20	504	3.6	0.06	2.5	772	583	29
E5541119	21	15	<1	0.09	1	4	0.78	<1	40.2	<0.01	53.3	326	>10000	11
E5541120	<5	<1	<1	0.38	17	1	0.28	636	3.4	0.06	4.9	803	401	32
E5541121	<5	<1	<1	0.27	14	1	0.16	258	3.9	0.05	4.9	727	863	24
E5541122	<5	<1	<1	0.34	16	2	0.12	236	5.8	0.07	5.5	786	459	29
E5541123	<5	<1	<1	0.44	12	3	0.45	1080	2.8	0.08	1.9	772	42.7	41
E5541124	<5	<1	<1	0.37	8	3	0.57	1580	3.1	0.09	2.1	730	23.5	31

Certified By: Ron Cardinall

Results relate only to the items tested and to all the items tested

AGAT Laboratories

5623 McADAM ROAD
MISSISSAUGA, ONTARIO
CANADA L4Z 1N9
TEL (905)501-9998
FAX (905)501-0589
http://www.agatlabs.com

Certificate of Analysis

AGAT WORK ORDER: 12Y621281

PROJECT NO: THORN 2012 Batch # 2

CLIENT NAME: BRIXTON METALS CORPORATION

ATTENTION TO: GARY THOMPSON

Aqua Regia Digest - Metals Package, ICP-OES finish (201073)

DATE SAMPLED: Jul 17, 2012 | DATE RECEIVED: Jul 12, 2012 | DATE REPORTED: Aug 17, 2012 | SAMPLE TYPE: Drill Core

Analyte:	S	Sb	Sc	Se	Sn	Sr	Ta	Te	Th	Ti	Tl	U	V	W
Unit:	%	ppm	ppm	ppm	ppm	ppm	ppm	ppm	ppm	%	ppm	ppm	ppm	ppm
Sample Description RDL:	0.005	1	0.5	10	5	0.5	10	10	5	0.01	5	5	0.5	1
E5543569	1.87	20	1.4	<10	<5	144	<10	<10	<5	<0.01	<5	<5	21.1	<1
E5543570	1.29	29	1.3	<10	<5	133	<10	<10	<5	<0.01	<5	<5	23.7	<1
E5543571	1.19	23	1.4	<10	<5	155	<10	<10	<5	<0.01	<5	<5	25.5	<1
E5543572	1.20	25	1.4	<10	<5	154	<10	<10	<5	<0.01	<5	<5	25.5	<1
E5543573	1.12	25	1.5	<10	<5	248	<10	<10	<5	<0.01	<5	<5	28.4	<1
E5543574	1.09	23	1.3	<10	<5	236	<10	<10	<5	<0.01	<5	<5	25.3	<1
E5543575	16.4	251	<0.5	267	72	35.8	13	<10	<5	<0.01	35	16	16.2	<1
E5543576	1.04	19	1.4	<10	<5	170	<10	<10	<5	<0.01	<5	<5	26.2	<1
E5543577	1.26	17	1.5	<10	<5	167	<10	<10	<5	<0.01	<5	<5	23.0	<1
E5543578	1.73	24	1.5	<10	<5	161	<10	<10	<5	<0.01	<5	<5	20.1	<1
E5543579	2.69	48	1.2	<10	<5	122	<10	<10	<5	<0.01	<5	<5	18.5	<1
E5543580	0.007	1	4.2	<10	<5	117	<10	<10	<5	0.19	<5	<5	60.5	<1
E5543581	2.89	53	1.2	<10	<5	167	<10	<10	<5	<0.01	<5	6	16.6	<1
E5543582	3.31	57	1.6	<10	<5	137	<10	<10	<5	<0.01	<5	<5	11.1	<1
E5543583	3.05	51	1.4	<10	<5	126	<10	<10	<5	<0.01	<5	<5	10.8	<1
E5543584	2.97	49	1.4	<10	<5	131	<10	<10	<5	<0.01	<5	<5	10.2	<1
E5543585	3.06	54	1.4	<10	<5	132	<10	<10	<5	<0.01	<5	<5	11.0	<1
E5543586	3.15	55	1.6	<10	<5	124	<10	<10	<5	<0.01	<5	5	11.9	<1
E5543587	3.13	54	1.6	<10	<5	132	<10	<10	<5	<0.01	<5	<5	11.8	<1
E5543588	3.22	55	1.6	<10	<5	142	<10	<10	<5	<0.01	<5	<5	12.1	<1
E5543589	3.25	55	1.5	<10	<5	130	<10	<10	<5	<0.01	<5	<5	11.6	<1
E5543590	3.31	58	1.6	<10	<5	141	<10	<10	<5	<0.01	<5	<5	11.8	<1
E5543591	2.70	47	1.3	<10	<5	131	<10	<10	<5	<0.01	<5	<5	9.2	<1
E5543592	2.99	51	1.5	<10	<5	129	<10	<10	<5	<0.01	<5	<5	11.0	<1
E5543593	3.28	27	1.1	<10	<5	81.3	<10	<10	<5	<0.01	<5	<5	9.6	<1
E5543594	16.8	261	<0.5	252	69	34.6	17	<10	<5	<0.01	34	17	19.8	<1
E5543595	2.32	10	1.6	<10	<5	164	<10	<10	<5	<0.01	<5	<5	12.7	2
E5543596	2.38	10	1.2	<10	<5	172	<10	<10	<5	<0.01	<5	<5	14.2	<1
E5543597	1.88	13	1.0	<10	<5	220	<10	<10	<5	<0.01	<5	5	13.6	2
E5543598	2.43	12	1.0	<10	<5	148	<10	<10	<5	<0.01	<5	<5	10.7	2
E5543599	0.007	2	3.4	<10	<5	93.8	<10	<10	<5	0.17	<5	<5	52.6	1
E5543600	2.56	18	1.0	<10	<5	115	<10	<10	<5	<0.01	<5	<5	11.8	<1

Certified By: Ron Cardinall

Results relate only to the items tested and to all the items tested

AGAT Laboratories

5623 McADAM ROAD
MISSISSAUGA, ONTARIO
CANADA L4Z 1N9
TEL (905)501-9998
FAX (905)501-0589
http://www.agatlabs.com

Certificate of Analysis

AGAT WORK ORDER: 12Y621281

PROJECT NO: THORN 2012 Batch # 2

CLIENT NAME: BRIXTON METALS CORPORATION

ATTENTION TO: GARY THOMPSON

Aqua Regia Digest - Metals Package, ICP-OES finish (201073)

DATE SAMPLED: Jul 17, 2012 | DATE RECEIVED: Jul 12, 2012 | DATE REPORTED: Aug 17, 2012 | SAMPLE TYPE: Drill Core

Analyte:	S	Sb	Sc	Se	Sn	Sr	Ta	Te	Th	Ti	Tl	U	V	W
Unit:	%	ppm	ppm	ppm	ppm	ppm	ppm	ppm	ppm	%	ppm	ppm	ppm	ppm
Sample Description RDL:	0.005	1	0.5	10	5	0.5	10	10	5	0.01	5	5	0.5	1
E5543601	2.48	18	1.0	<10	<5	113	<10	<10	<5	<0.01	<5	<5	12.1	<1
E5543602	2.56	18	0.9	<10	<5	104	<10	<10	<5	<0.01	<5	<5	8.5	<1
E5543603	2.73	16	0.9	<10	<5	108	<10	<10	<5	<0.01	<5	<5	9.1	<1
E5543604	3.25	26	0.6	<10	<5	88.4	<10	<10	<5	<0.01	<5	<5	8.2	<1
E5543605	3.06	21	0.8	<10	<5	89.5	<10	<10	<5	<0.01	<5	<5	11.1	<1
E5543606	2.83	14	0.7	<10	<5	95.3	<10	<10	<5	<0.01	<5	<5	10.2	<1
E5543607	2.64	8	1.0	<10	<5	121	<10	<10	<5	<0.01	<5	<5	15.4	<1
E5543608	2.91	18	0.8	<10	<5	112	<10	<10	<5	<0.01	<5	<5	14.7	<1
E5543609	2.79	11	1.0	<10	<5	151	<10	<10	<5	<0.01	<5	<5	15.3	<1
E5543610	3.49	25	<0.5	<10	<5	77.1	<10	<10	<5	<0.01	<5	<5	8.7	<1
E5543611	2.50	13	0.9	<10	<5	196	<10	<10	<5	<0.01	<5	<5	10.6	<1
E5543612	2.54	15	0.9	<10	<5	182	<10	<10	<5	<0.01	<5	<5	10.2	<1
E5543613	2.22	16	1.0	<10	<5	220	<10	<10	<5	<0.01	<5	<5	9.8	<1
E5543614	2.21	17	1.0	<10	<5	213	<10	<10	<5	<0.01	<5	<5	9.8	<1
E5543615	2.01	23	0.9	<10	<5	184	<10	<10	<5	<0.01	<5	<5	12.4	<1
E5543616	1.93	24	0.9	<10	<5	178	<10	<10	<5	<0.01	<5	<5	11.3	<1
E5543617	1.91	26	0.9	<10	<5	185	<10	<10	<5	<0.01	<5	<5	12.2	<1
E5543618	1.90	26	0.8	<10	<5	149	<10	<10	<5	<0.01	<5	<5	15.4	<1
E5543619	1.73	21	0.9	<10	<5	183	<10	<10	<5	<0.01	<5	<5	17.4	<1
E5543620	0.770	14	1.0	<10	<5	249	<10	<10	<5	<0.01	<5	<5	17.4	<1
E5543621	0.573	10	1.1	<10	<5	267	<10	<10	<5	<0.01	<5	<5	15.5	<1
E5543622	0.737	10	1.2	<10	<5	214	<10	<10	<5	<0.01	<5	<5	17.0	<1
E5543623	0.739	10	1.2	<10	<5	213	<10	<10	<5	<0.01	<5	<5	16.3	<1
E5543624	0.673	9	1.4	<10	<5	194	<10	<10	<5	<0.01	<5	<5	17.0	<1
E5543625	2.09	22	0.8	<10	<5	106	<10	<10	<5	<0.01	<5	<5	12.1	<1
E5543626	2.04	20	0.8	<10	<5	102	<10	<10	<5	<0.01	<5	<5	11.7	<1
E5543627	1.60	19	1.0	<10	<5	190	<10	<10	<5	<0.01	<5	<5	9.7	<1
E5543628	2.62	25	0.7	<10	<5	99.4	<10	<10	<5	<0.01	<5	<5	7.6	<1
E5543629	3.26	60	1.0	<10	<5	336	<10	<10	<5	<0.01	<5	<5	8.5	<1
E5543630	2.88	39	0.5	<10	<5	160	<10	<10	<5	<0.01	<5	<5	3.9	<1
E5543631	3.73	87	0.6	<10	<5	163	<10	<10	<5	<0.01	<5	<5	5.1	<1
E5543632	16.8	257	<0.5	262	77	33.6	15	<10	<5	<0.01	30	17	18.2	<1

Certified By: Ron Cardinall

Results relate only to the items tested and to all the items tested

AGAT Laboratories
5623 McADAM ROAD
MISSISSAUGA, ONTARIO
CANADA L4Z 1N9
TEL (905)501-9998
FAX (905)501-0589
http://www.agatlabs.com

Certificate of Analysis

AGAT WORK ORDER: 12Y621281

PROJECT NO: THORN 2012 Batch # 2

CLIENT NAME: BRIXTON METALS CORPORATION

ATTENTION TO: GARY THOMPSON

Aqua Regia Digest - Metals Package, ICP-OES finish (201073)

DATE SAMPLED: Jul 17, 2012 | DATE RECEIVED: Jul 12, 2012 | DATE REPORTED: Aug 17, 2012 | SAMPLE TYPE: Drill Core

Analyte:	S	Sb	Sc	Se	Sn	Sr	Ta	Te	Th	Ti	Tl	U	V	W
Unit:	%	ppm	ppm	ppm	ppm	ppm	ppm	ppm	ppm	%	ppm	ppm	ppm	ppm
Sample Description RDL:	0.005	1	0.5	10	5	0.5	10	10	5	0.01	5	5	0.5	1
E5543633	3.23	40	1.2	<10	<5	191	<10	<10	<5	<0.01	<5	<5	4.4	<1
E5543634	3.12	104	2.4	<10	<5	252	<10	<10	<5	<0.01	<5	<5	24.7	<1
E5543635	3.58	91	0.7	<10	<5	345	<10	<10	<5	<0.01	<5	<5	4.1	<1
E5543636	3.74	97	0.6	<10	<5	344	<10	<10	<5	<0.01	<5	<5	4.2	<1
E5543637	3.52	94	0.5	<10	<5	330	<10	<10	<5	<0.01	<5	<5	3.1	<1
E5543638	0.006	<1	3.5	<10	<5	96.1	<10	<10	<5	0.18	<5	<5	52.2	<1
E5543639	3.35	62	0.8	<10	<5	541	<10	<10	<5	<0.01	<5	<5	5.0	<1
E5543640	4.14	44	1.4	<10	<5	414	<10	<10	<5	<0.01	<5	<5	4.4	<1
E5543641	4.12	46	1.5	<10	<5	445	<10	<10	<5	<0.01	<5	<5	5.3	<1
E5543642	3.41	210	1.2	<10	<5	303	<10	<10	<5	<0.01	<5	<5	6.2	<1
E5543643	3.57	214	1.2	<10	<5	307	<10	<10	<5	<0.01	<5	<5	6.6	<1
E5543644	3.96	545	0.9	<10	<5	305	<10	<10	<5	<0.01	<5	<5	5.9	<1
E5543645	3.78	4850	1.3	<10	<5	280	12	<10	<5	<0.01	5	<5	5.0	<1
E5543646	3.77	4810	1.3	<10	<5	276	11	<10	<5	<0.01	<5	<5	4.8	<1
E5543647	6.29	2000	1.5	16	<5	185	<10	<10	<5	<0.01	<5	<5	6.9	<1
E5543648	4.55	589	<0.5	<10	<5	163	<10	<10	<5	<0.01	<5	<5	4.0	<1
E5543649	0.007	2	4.8	<10	<5	132	<10	<10	<5	0.21	<5	<5	64.7	<1
E5543650	5.20	808	0.6	<10	<5	169	<10	<10	<5	<0.01	<5	<5	4.9	<1
E5543651	4.83	735	0.7	<10	<5	164	<10	<10	<5	<0.01	8	<5	3.9	<1
E5543652	3.91	281	0.7	<10	<5	108	<10	<10	<5	<0.01	<5	<5	4.5	<1
E5543653	2.82	171	<0.5	<10	<5	119	<10	<10	<5	<0.01	<5	<5	2.7	<1
E5543654	4.63	398	<0.5	<10	<5	148	<10	<10	<5	<0.01	8	<5	2.9	<1
E5543655	15.0	219	<0.5	229	54	31.5	10	15	<5	<0.01	31	13	15.1	449
E5543656	9.14	1830	<0.5	14	<5	107	<10	<10	<5	<0.01	7	<5	5.0	<1
E5543657	4.70	344	<0.5	13	<5	102	<10	<10	<5	<0.01	9	<5	2.9	<1
E5543658	5.68	998	<0.5	<10	<5	98.8	12	11	<5	<0.01	8	<5	3.2	<1
E5543659	8.36	2540	<0.5	<10	<5	92.5	14	<10	<5	<0.01	11	<5	3.7	<1
E5541060	12.4	2170	<0.5	23	<5	78.4	<10	12	<5	<0.01	9	7	4.0	<1
E5541061	12.9	2580	<0.5	28	<5	77.2	14	<10	<5	<0.01	13	7	4.2	<1
E5541062	7.49	2400	<0.5	<10	<5	103	<10	<10	<5	<0.01	7	<5	4.0	<1
E5541063	7.77	2570	<0.5	<10	<5	105	<10	<10	<5	<0.01	9	<5	4.9	<1
E5541064	5.00	648	<0.5	<10	<5	210	<10	<10	<5	<0.01	<5	<5	3.8	<1

Certified By: Ron Cardinall

Results relate only to the items tested and to all the items tested

AGAT Laboratories
5623 McADAM ROAD
MISSISSAUGA, ONTARIO
CANADA L4Z 1N9
TEL (905)501-9998
FAX (905)501-0589
http://www.agatlabs.com

Certificate of Analysis

AGAT WORK ORDER: 12Y621281

PROJECT NO: THORN 2012 Batch # 2

CLIENT NAME: BRIXTON METALS CORPORATION

ATTENTION TO: GARY THOMPSON

Aqua Regia Digest - Metals Package, ICP-OES finish (201073)

DATE SAMPLED: Jul 17, 2012 | DATE RECEIVED: Jul 12, 2012 | DATE REPORTED: Aug 17, 2012 | SAMPLE TYPE: Drill Core

Analyte:	S	Sb	Sc	Se	Sn	Sr	Ta	Te	Th	Ti	Tl	U	V	W
Unit:	%	ppm	ppm	ppm	ppm	ppm	ppm	ppm	ppm	%	ppm	ppm	ppm	ppm
Sample Description RDL:	0.005	1	0.5	10	5	0.5	10	10	5	0.01	5	5	0.5	1
E5541065	4.82	775	<0.5	<10	<5	200	<10	<10	<5	<0.01	<5	<5	3.4	<1
E5541066	2.85	38	1.4	<10	<5	133	<10	<10	<5	<0.01	<5	<5	10.4	<1
E5541067	2.77	40	1.4	<10	<5	128	<10	<10	<5	<0.01	<5	<5	10.5	<1
E5541068	3.92	389	1.1	<10	<5	283	<10	<10	<5	<0.01	<5	<5	8.9	<1
E5541069	4.19	506	1.2	<10	<5	263	<10	<10	<5	<0.01	<5	<5	10.4	<1
E5541070	16.4	242	<0.5	246	65	33.3	27	<10	<5	<0.01	36	17	17.1	<1
E5541071	4.17	479	1.1	<10	<5	255	<10	<10	<5	<0.01	<5	<5	8.5	<1
E5541072	4.23	501	1.2	<10	<5	263	<10	<10	<5	<0.01	<5	<5	8.6	<1
E5541073	4.28	504	1.2	<10	<5	258	<10	<10	<5	<0.01	<5	<5	8.6	<1
E5541074	4.05	474	1.3	<10	<5	251	<10	<10	<5	<0.01	8	<5	11.0	<1
E5541075	4.21	499	1.3	<10	<5	256	<10	<10	<5	<0.01	<5	<5	8.7	<1
E5541076	4.20	489	1.2	<10	<5	258	<10	<10	<5	<0.01	<5	<5	8.4	<1
E5541077	8.04	2620	0.9	<10	<5	162	12	<10	<5	<0.01	11	<5	6.1	<1
E5541078	8.06	2630	1.0	<10	<5	151	<10	14	<5	<0.01	9	<5	7.2	<1
E5541079	8.16	2690	1.1	<10	<5	164	13	19	<5	<0.01	13	6	8.7	<1
E5541080	8.21	2620	1.2	<10	<5	159	<10	<10	<5	<0.01	12	5	9.1	<1
E5541081	7.86	2630	1.0	<10	<5	157	<10	11	<5	<0.01	10	<5	8.0	<1
E5541082	7.63	2520	1.0	<10	<5	151	<10	<10	<5	<0.01	8	5	7.7	<1
E5541083	0.008	1	4.0	<10	<5	97.4	<10	<10	<5	0.17	<5	<5	54.3	<1
E5541084	8.00	2730	1.1	<10	<5	157	<10	<10	<5	<0.01	10	5	8.0	<1
E5541085	7.81	2590	1.1	<10	<5	152	11	<10	<5	<0.01	10	5	7.1	<1
E5541086	8.42	2760	1.1	<10	<5	163	<10	19	<5	<0.01	5	5	7.8	<1
E5541087	7.98	2590	1.1	<10	<5	154	<10	<10	<5	<0.01	9	5	7.0	<1
E5541088	7.93	2650	1.1	<10	<5	153	<10	<10	<5	<0.01	10	<5	7.6	<1
E5541089	10.0	2070	1.1	<10	<5	175	12	27	<5	<0.01	6	<5	4.9	<1
E5541090	7.25	2470	0.9	<10	<5	251	<10	<10	<5	<0.01	8	<5	4.8	<1
E5541091	2.95	127	0.9	<10	<5	274	<10	<10	<5	<0.01	<5	<5	4.9	<1
E5541092	5.44	419	0.7	<10	<5	305	<10	<10	<5	<0.01	6	<5	5.5	<1
E5541093	2.73	54	0.7	<10	<5	230	<10	<10	<5	<0.01	<5	<5	7.6	<1
E5541094	8.83	1570	0.6	<10	<5	184	<10	29	<5	<0.01	9	5	6.4	<1
E5541095	6.76	1120	0.6	<10	<5	200	<10	<10	<5	<0.01	5	<5	4.9	<1
E5541096	9.02	2360	0.6	<10	<5	301	<10	34	<5	<0.01	6	7	5.4	<1

Certified By: Ron Cardinall

Results relate only to the items tested and to all the items tested

AGAT Laboratories

5623 McADAM ROAD
MISSISSAUGA, ONTARIO
CANADA L4Z 1N9
TEL (905)501-9998
FAX (905)501-0589
http://www.agatlabs.com

Certificate of Analysis

AGAT WORK ORDER: 12Y621281

PROJECT NO: THORN 2012 Batch # 2

CLIENT NAME: BRIXTON METALS CORPORATION

ATTENTION TO: GARY THOMPSON

Aqua Regia Digest - Metals Package, ICP-OES finish (201073)

DATE SAMPLED: Jul 17, 2012 | DATE RECEIVED: Jul 12, 2012 | DATE REPORTED: Aug 17, 2012 | SAMPLE TYPE: Drill Core

Analyte:	S	Sb	Sc	Se	Sn	Sr	Ta	Te	Th	Ti	Tl	U	V	W
Unit:	%	ppm	ppm	ppm	ppm	ppm	ppm	ppm	ppm	%	ppm	ppm	ppm	ppm
Sample Description RDL:	0.005	1	0.5	10	5	0.5	10	10	5	0.01	5	5	0.5	1
E5541097	6.17	1200	0.6	<10	<5	259	<10	13	<5	<0.01	<5	<5	4.0	<1
E5541098	5.80	911	0.8	<10	<5	243	<10	11	<5	<0.01	7	<5	6.1	<1
E5541099	8.58	1470	<0.5	<10	<5	255	<10	12	<5	<0.01	8	7	5.2	<1
E5541100	4.41	256	0.7	<10	<5	319	<10	<10	<5	<0.01	<5	<5	5.6	<1
E5541101	4.35	221	0.7	<10	<5	288	<10	<10	<5	<0.01	<5	<5	5.0	<1
E5541102	2.87	26	1.1	<10	<5	243	<10	<10	<5	<0.01	<5	<5	6.2	<1
E5541103	2.96	25	1.2	<10	<5	236	<10	<10	<5	<0.01	<5	<5	6.5	<1
E5541104	2.91	70	1.2	<10	<5	239	<10	<10	<5	<0.01	<5	<5	9.9	<1
E5541105	12.2	6400	<0.5	11	<5	238	25	16	<5	<0.01	8	12	7.0	<1
E5541106	11.2	8180	<0.5	<10	<5	171	30	20	<5	<0.01	7	11	7.3	<1
E5541107	6.70	2190	<0.5	<10	<5	179	<10	<10	<5	<0.01	6	<5	6.3	<1
E5541108	10.3	2190	<0.5	<10	<5	649	12	<10	<5	<0.01	<5	9	7.3	<1
E5541109	0.006	1	5.1	<10	<5	127	<10	<10	<5	0.21	<5	<5	66.0	<1
E5541110	2.31	37	0.8	<10	<5	235	<10	<10	<5	<0.01	<5	<5	5.2	<1
E5541111	4.44	31	<0.5	<10	<5	169	<10	<10	<5	<0.01	<5	<5	6.2	<1
E5541112	6.33	45	0.6	<10	<5	211	<10	<10	<5	<0.01	6	<5	6.9	<1
E5541113	7.75	55	<0.5	<10	<5	113	<10	<10	<5	<0.01	<5	<5	8.0	<1
E5541114	5.37	30	<0.5	<10	<5	111	<10	<10	6	<0.01	<5	<5	8.6	<1
E5541115	5.84	31	0.6	<10	<5	190	<10	<10	<5	<0.01	<5	<5	7.0	<1
E5541116	6.33	26	<0.5	12	<5	123	<10	<10	<5	<0.01	<5	<5	4.7	<1
E5541117	3.84	16	<0.5	<10	<5	142	<10	<10	<5	<0.01	<5	<5	5.6	<1
E5541118	3.46	12	<0.5	<10	<5	244	<10	<10	<5	<0.01	<5	<5	5.2	<1
E5541119	15.9	239	<0.5	273	75	33.6	15	13	<5	<0.01	33	17	20.1	<1
E5541120	3.18	15	<0.5	<10	<5	187	<10	<10	<5	<0.01	<5	<5	6.8	<1
E5541121	4.28	18	<0.5	12	<5	160	<10	<10	<5	<0.01	<5	<5	4.6	<1
E5541122	3.30	9	<0.5	<10	<5	213	<10	<10	<5	<0.01	<5	<5	5.3	<1
E5541123	3.60	6	0.6	<10	<5	296	<10	<10	<5	<0.01	<5	<5	7.9	<1
E5541124	2.87	3	0.7	<10	<5	299	<10	<10	<5	<0.01	<5	<5	6.7	<1

Certified By: Ron Cardinall

Results relate only to the items tested and to all the items tested

AGAT Laboratories

5623 McADAM ROAD
MISSISSAUGA, ONTARIO
CANADA L4Z 1N9
TEL (905)501-9998
FAX (905)501-0589
http://www.agatlabs.com

Certificate of Analysis

AGAT WORK ORDER: 12Y621281

PROJECT NO: THORN 2012 Batch # 2

CLIENT NAME: BRIXTON METALS CORPORATION

ATTENTION TO: GARY THOMPSON

Aqua Regia Digest - Metals Package, ICP-OES finish (201073)

DATE SAMPLED: Jul 17, 2012 | DATE RECEIVED: Jul 12, 2012 | DATE REPORTED: Aug 17, 2012 | SAMPLE TYPE: Drill Core

Analyte:	Y	Zn	Zr	Ag-GRAV	Zn Fusion	Pb-Fusion	Cu-OL
Unit:	ppm	ppm	ppm	ppm	%	%	%
Sample Description RDL:	1	0.5	5	5	0.005	0.005	0.002
E5543569	7	493	<5				
E5543570	7	986	<5				
E5543571	7	1020	<5				
E5543572	7	1070	<5				
E5543573	8	461	<5				
E5543574	8	401	<5				
E5543575	5	>10000	7	157	9.55	1.52	1.33
E5543576	8	192	<5				
E5543577	8	165	<5				
E5543578	9	1620	<5				
E5543579	7	4440	<5				
E5543580	15	42.8	19				
E5543581	10	239	<5				
E5543582	8	526	6				
E5543583	8	509	5				
E5543584	8	487	6				
E5543585	8	480	6				
E5543586	8	532	6				
E5543587	8	506	5				
E5543588	9	502	6				
E5543589	8	529	6				
E5543590	8	531	6				
E5543591	7	445	<5				
E5543592	8	463	5				
E5543593	8	276	<5				
E5543594	5	>10000	7	148	8.83	1.49	1.33
E5543595	11	82.1	<5				
E5543596	10	115	<5				
E5543597	11	33.8	<5				
E5543598	10	74.8	<5				
E5543599	12	33.3	14				
E5543600	9	343	<5				

Certified By: Ron Cardinall

Results relate only to the items tested and to all the items tested

AGAT Laboratories

5623 McADAM ROAD
MISSISSAUGA, ONTARIO
CANADA L4Z 1N9
TEL (905)501-9998
FAX (905)501-0589
http://www.agatlabs.com

Certificate of Analysis

AGAT WORK ORDER: 12Y621281

PROJECT NO: THORN 2012 Batch # 2

CLIENT NAME: BRIXTON METALS CORPORATION

ATTENTION TO: GARY THOMPSON

Aqua Regia Digest - Metals Package, ICP-OES finish (201073)

DATE SAMPLED: Jul 17, 2012 | DATE RECEIVED: Jul 12, 2012 | DATE REPORTED: Aug 17, 2012 | SAMPLE TYPE: Drill Core

Analyte:	Y	Zn	Zr	Ag-GRAV	Zn Fusion	Pb-Fusion	Cu-OL
Unit:	ppm	ppm	ppm	ppm	%	%	%
Sample Description RDL:	1	0.5	5	5	0.005	0.005	0.002
E5543601	9	337	<5				
E5543602	9	299	<5				
E5543603	9	309	<5				
E5543604	8	1420	<5				
E5543605	8	966	<5				
E5543606	7	1020	<5				
E5543607	8	678	<5				
E5543608	7	1020	<5				
E5543609	9	755	<5				
E5543610	4	3730	<5				
E5543611	7	1040	<5				
E5543612	7	1060	<5				
E5543613	7	795	<5				
E5543614	7	787	<5				
E5543615	6	746	<5				
E5543616	6	741	<5				
E5543617	6	732	<5				
E5543618	6	916	<5				
E5543619	7	654	<5				
E5543620	8	308	<5				
E5543621	7	193	<5				
E5543622	7	274	<5				
E5543623	7	272	<5				
E5543624	7	184	<5				
E5543625	4	961	<5				
E5543626	4	931	<5				
E5543627	6	493	<5				
E5543628	5	988	<5				
E5543629	9	2570	<5				
E5543630	6	1060	5				
E5543631	7	1810	6				
E5543632	5	>10000	7	180	9.10	1.52	1.31

Certified By: Ron Cardinall

Results relate only to the items tested and to all the items tested

AGAT Laboratories
5623 McADAM ROAD
MISSISSAUGA, ONTARIO
CANADA L4Z 1N9
TEL (905)501-9998
FAX (905)501-0589
http://www.agatlabs.com

Certificate of Analysis

AGAT WORK ORDER: 12Y621281

PROJECT NO: THORN 2012 Batch # 2

CLIENT NAME: BRIXTON METALS CORPORATION

ATTENTION TO: GARY THOMPSON

Aqua Regia Digest - Metals Package, ICP-OES finish (201073)

DATE SAMPLED: Jul 17, 2012 | DATE RECEIVED: Jul 12, 2012 | DATE REPORTED: Aug 17, 2012 | SAMPLE TYPE: Drill Core

Analyte:	Y	Zn	Zr	Ag-GRAV	Zn Fusion	Pb-Fusion	Cu-OL
Unit:	ppm	ppm	ppm	ppm	%	%	%
Sample Description RDL:	1	0.5	5	5	0.005	0.005	0.002
E5543633	7	2310	5				
E5543634	7	2070	5				
E5543635	7	2860	5				
E5543636	7	2940	5				
E5543637	7	2780	5				
E5543638	13	35.8	18				
E5543639	8	2580	6				
E5543640	7	2080	5				
E5543641	8	2090	5				
E5543642	8	1900	5				
E5543643	8	1940	5				
E5543644	8	2440	5				
E5543645	7	4920	<5	187		3.72	
E5543646	7	4900	<5	232		3.62	
E5543647	4	>10000	<5	807	3.11	12.1	
E5543648	5	4050	6	124			
E5543649	16	43.6	18				
E5543650	4	>10000	5	181	1.44		
E5543651	4	>10000	5	161	1.47		
E5543652	4	9420	<5				
E5543653	4	2040	<5				
E5543654	4	3410	5	107			
E5543655	4	>10000	6	152	9.13	1.47	1.31
E5543656	4	>10000	6	384	3.70	2.14	
E5543657	4	3540	7				
E5543658	3	7470	6	116			
E5543659	4	>10000	7	192	1.75		
E5541060	4	>10000	8	156	1.65		
E5541061	4	>10000	8	166	1.87		
E5541062	4	>10000	6		1.43		
E5541063	4	>10000	6	145	1.28		
E5541064	5	2980	5				

Certified By: Ron Cardinall

Results relate only to the items tested and to all the items tested

AGAT Laboratories
5623 McADAM ROAD
MISSISSAUGA, ONTARIO
CANADA L4Z 1N9
TEL (905)501-9998
FAX (905)501-0589
http://www.agatlabs.com

Certificate of Analysis

AGAT WORK ORDER: 12Y621281

PROJECT NO: THORN 2012 Batch # 2

CLIENT NAME: BRIXTON METALS CORPORATION

ATTENTION TO: GARY THOMPSON

Aqua Regia Digest - Metals Package, ICP-OES finish (201073)

DATE SAMPLED: Jul 17, 2012 | DATE RECEIVED: Jul 12, 2012 | DATE REPORTED: Aug 17, 2012 | SAMPLE TYPE: Drill Core

Analyte:	Y	Zn	Zr	Ag-GRAV	Zn Fusion	Pb-Fusion	Cu-OL
Unit:	ppm	ppm	ppm	ppm	%	%	%
Sample Description RDL:	1	0.5	5	5	0.005	0.005	0.002
E5541065	5	2900	5				
E5541066	8	477	<5				
E5541067	7	458	<5				
E5541068	6	>10000	5		1.18		
E5541069	7	>10000	6		1.11		
E5541070	4	>10000	7	153	8.52	1.53	1.36
E5541071	6	>10000	6		1.22		
E5541072	7	>10000	6		1.19		
E5541073	7	>10000	6		1.09		
E5541074	6	>10000	6		1.12		
E5541075	7	>10000	6		1.27		
E5541076	6	>10000	6		1.08		
E5541077	5	>10000	7	424	3.08	2.84	
E5541078	5	>10000	7	437	3.09	2.88	
E5541079	5	>10000	8	435	3.09	2.90	
E5541080	5	>10000	8	406	2.98	2.81	
E5541081	5	>10000	7	428	3.45	2.98	
E5541082	4	>10000	7	399	3.45	2.98	
E5541083	12	40.1	17				
E5541084	5	>10000	8	403	3.44	2.98	
E5541085	5	>10000	8	436	3.44	2.92	
E5541086	5	>10000	8	486	3.39	3.02	
E5541087	5	>10000	8	439	3.40	2.94	
E5541088	5	>10000	7	430	3.60	3.09	
E5541089	5	>10000	7	266	3.65	3.36	
E5541090	5	>10000	5	239	2.96	2.82	
E5541091	6	2550	6				
E5541092	6	>10000	7		1.42		
E5541093	6	520	7				
E5541094	5	>10000	9	249	6.44	2.72	
E5541095	5	>10000	6	101	3.15	1.93	
E5541096	5	>10000	5	165	7.89	2.29	

Certified By: Ron Cardinall

Results relate only to the items tested and to all the items tested

AGAT Laboratories

5623 McADAM ROAD
MISSISSAUGA, ONTARIO
CANADA L4Z 1N9
TEL (905)501-9998
FAX (905)501-0589
http://www.agatlabs.com

Certificate of Analysis

AGAT WORK ORDER: 12Y621281

PROJECT NO: THORN 2012 Batch # 2

CLIENT NAME: BRIXTON METALS CORPORATION

ATTENTION TO: GARY THOMPSON

Aqua Regia Digest - Metals Package, ICP-OES finish (201073)

DATE SAMPLED: Jul 17, 2012 | DATE RECEIVED: Jul 12, 2012 | DATE REPORTED: Aug 17, 2012 | SAMPLE TYPE: Drill Core

Analyte:	Y	Zn	Zr	Ag-GRAV	Zn Fusion	Pb-Fusion	Cu-OL
Unit:	ppm	ppm	ppm	ppm	%	%	%
Sample Description RDL:	1	0.5	5	5	0.005	0.005	0.002
E5541097	5	>10000	<5		4.51	1.05	
E5541098	6	>10000	<5		2.01	1.21	
E5541099	6	>10000	8	112	3.87	1.39	
E5541100	8	4500	5				
E5541101	7	5170	5				
E5541102	8	75.3	<5				
E5541103	8	78.0	<5				
E5541104	8	842	<5				
E5541105	5	>10000	8	384	3.60	2.78	1.72
E5541106	5	>10000	9	379	2.90	2.15	4.30
E5541107	5	6320	7	147			1.20
E5541108	7	>10000	8	195	1.89		
E5541109	16	43.1	18				
E5541110	6	509	<5				
E5541111	6	6180	<5				
E5541112	7	>10000	7		1.26		
E5541113	6	>10000	8		1.73		
E5541114	6	2760	7				
E5541115	7	1990	8				
E5541116	5	2590	7				
E5541117	6	3010	6				
E5541118	6	3640	6				
E5541119	5	>10000	7	158	9.05	1.53	1.34
E5541120	6	1970	6				
E5541121	5	2200	7				
E5541122	5	1690	5				
E5541123	9	183	6				
E5541124	9	64.9	5				

Comments: RDL - Reported Detection Limit

Certified By: Ron Cardinall

Results relate only to the items tested and to all the items tested

AGAT Laboratories
5623 McADAM ROAD
MISSISSAUGA, ONTARIO
CANADA L4Z 1N9
TEL (905)501-9998
FAX (905)501-0589
http://www.agatlabs.com

Certificate of Analysis

AGAT WORK ORDER: 12Y621281

PROJECT NO: THORN 2012 Batch # 2

CLIENT NAME: BRIXTON METALS CORPORATION

ATTENTION TO: GARY THOMPSON

Fire Assay - Trace Au, ICP-OES finish (202052)

DATE SAMPLED: Jul 17, 2012 | DATE RECEIVED: Jul 12, 2012 | DATE REPORTED: Aug 17, 2012 | SAMPLE TYPE: Drill Core

Analyte:	Sample Login Weight	Au
Unit:	kg	ppm
Sample Description RDL:	0.01	0.001
E5543569	3.41	0.009
E5543570	2.18	0.005
E5543571	2.19	0.017
E5543572	2.10	0.003
E5543573	2.13	0.005
E5543574	2.51	0.003
E5543575	0.15	2.19
E5543576	2.29	0.002
E5543577	2.31	0.019
E5543578	1.66	0.002
E5543579	2.32	0.003
E5543580	0.43	<0.001
E5543581	2.32	0.009
E5543582	2.45	0.013
E5543583	1.96	0.013
E5543584	2.22	0.013
E5543585	Duplicate	0.013
E5543586	2.07	0.015
E5543587	2.04	0.025
E5543588	2.42	0.014
E5543589	2.28	0.015
E5543590	2.09	0.013
E5543591	2.06	0.014
E5543592	2.33	0.013
E5543593	1.88	0.039
E5543594	0.15	2.27
E5543595	1.97	0.020
E5543596	2.49	0.019
E5543597	2.25	0.017
E5543598	1.94	0.043
E5543599	0.39	<0.001

Certified By: Ron Cardinall

Results relate only to the items tested and to all the items tested

AGAT Laboratories

5623 McADAM ROAD
MISSISSAUGA, ONTARIO
CANADA L4Z 1N9
TEL (905)501-9998
FAX (905)501-0589
http://www.agatlabs.com

Certificate of Analysis

AGAT WORK ORDER: 12Y621281

PROJECT NO: THORN 2012 Batch # 2

CLIENT NAME: BRIXTON METALS CORPORATION

ATTENTION TO: GARY THOMPSON

Fire Assay - Trace Au, ICP-OES finish (202052)

DATE SAMPLED: Jul 17, 2012 | DATE RECEIVED: Jul 12, 2012 | DATE REPORTED: Aug 17, 2012 | SAMPLE TYPE: Drill Core

Analyte:	Sample Login Weight	Au
Unit:	kg	ppm
Sample Description RDL:	0.01	0.001
E5543600	2.26	0.043
E5543601	2.00	0.045
E5543602	Duplicate	0.080
E5543603	2.19	0.083
E5543604	1.92	0.162
E5543605	2.38	0.040
E5543606	2.21	0.050
E5543607	2.23	<0.001
E5543608	2.52	0.018
E5543609	2.30	0.019
E5543610	1.96	0.019
E5543611	2.64	0.008
E5543612	2.57	0.009
E5543613	2.28	0.005
E5543614	2.17	0.006
E5543615	2.27	0.013
E5543616	2.10	0.012
E5543617	2.25	0.030
E5543618	2.56	0.009
E5543619	2.22	0.007
E5543620	2.36	0.001
E5543621	2.32	0.002
E5543622	2.29	0.019
E5543623	2.37	0.002
E5543624	Duplicate	0.003
E5543625	1.88	0.008
E5543626	2.12	0.009
E5543627	2.29	0.012
E5543628	2.83	0.038
E5543629	2.32	0.205
E5543630	2.31	0.280

Certified By: Ron Cardinall

Results relate only to the items tested and to all the items tested

AGAT Laboratories
5623 McADAM ROAD
MISSISSAUGA, ONTARIO
CANADA L4Z 1N9
TEL (905)501-9998
FAX (905)501-0589
http://www.agatlabs.com

Certificate of Analysis

AGAT WORK ORDER: 12Y621281

PROJECT NO: THORN 2012 Batch # 2

CLIENT NAME: BRIXTON METALS CORPORATION

ATTENTION TO: GARY THOMPSON

Fire Assay - Trace Au, ICP-OES finish (202052)

DATE SAMPLED: Jul 17, 2012 | DATE RECEIVED: Jul 12, 2012 | DATE REPORTED: Aug 17, 2012 | SAMPLE TYPE: Drill Core

Analyte:	Sample Login Weight	Au
Unit:	kg	ppm
Sample Description RDL:	0.01	0.001
E5543631	2.35	0.291
E5543632	0.15	2.04
E5543633	2.56	0.294
E5543634	1.84	0.188
E5543635	2.47	0.224
E5543636	2.38	0.225
E5543637	2.32	0.232
E5543638	0.36	0.011
E5543639	2.25	0.203
E5543640	2.64	0.192
E5543641	2.33	0.187
E5543642	1.98	0.596
E5543643	2.46	0.539
E5543644	Duplicate	0.926
E5543645	2.29	2.91
E5543646	2.39	2.54
E5543647	2.39	3.43
E5543648	2.51	1.51
E5543649	0.31	0.001
E5543650	2.28	1.40
E5543651	2.47	1.52
E5543652	2.20	1.22
E5543653	2.21	0.988
E5543654	2.12	1.30
E5543655	0.15	1.72
E5543656	2.60	3.26
E5543657	2.30	1.13
E5543658	2.17	1.66
E5543659	2.22	3.55
E5541060	2.56	1.49
E5541061	Duplicate	1.27

Certified By: Ron Cardinall

Results relate only to the items tested and to all the items tested

AGAT Laboratories
5623 McADAM ROAD
MISSISSAUGA, ONTARIO
CANADA L4Z 1N9
TEL (905)501-9998
FAX (905)501-0589
http://www.agatlabs.com

Certificate of Analysis

AGAT WORK ORDER: 12Y621281

PROJECT NO: THORN 2012 Batch # 2

CLIENT NAME: BRIXTON METALS CORPORATION

ATTENTION TO: GARY THOMPSON

Fire Assay - Trace Au, ICP-OES finish (202052)

DATE SAMPLED: Jul 17, 2012 | DATE RECEIVED: Jul 12, 2012 | DATE REPORTED: Aug 17, 2012 | SAMPLE TYPE: Drill Core

Analyte:	Sample Login Weight	Au
Unit:	kg	ppm
Sample Description RDL:	0.01	0.001
E5541062	2.62	0.886
E5541063	2.13	0.878
E5541064	2.41	0.456
E5541065	2.33	0.472
E5541066	2.33	0.024
E5541067	2.31	0.011
E5541068	2.27	0.373
E5541069	2.22	0.390
E5541070	0.15	2.12
E5541071	2.20	0.382
E5541072	2.50	0.377
E5541073	2.35	0.378
E5541074	2.63	0.365
E5541075	2.58	0.371
E5541076	2.54	0.407
E5541077	2.55	1.59
E5541078	2.43	1.63
E5541079	2.37	1.57
E5541080	2.07	1.62
E5541081	2.56	1.57
E5541082	2.14	1.57
E5541083	0.34	<0.001
E5541084	2.17	1.54
E5541085	2.26	1.56
E5541086	2.43	1.61
E5541087	2.25	1.58
E5541088	2.40	1.57
E5541089	3.24	1.82
E5541090	1.90	2.02
E5541091	2.12	0.287
E5541092	2.16	0.590

Certified By: Ron Cardinall

Results relate only to the items tested and to all the items tested

AGAT Laboratories
5623 McADAM ROAD
MISSISSAUGA, ONTARIO
CANADA L4Z 1N9
TEL (905)501-9998
FAX (905)501-0589
http://www.agatlabs.com

Certificate of Analysis

AGAT WORK ORDER: 12Y621281

PROJECT NO: THORN 2012 Batch # 2

CLIENT NAME: BRIXTON METALS CORPORATION

ATTENTION TO: GARY THOMPSON

Fire Assay - Trace Au, ICP-OES finish (202052)

DATE SAMPLED: Jul 17, 2012 | DATE RECEIVED: Jul 12, 2012 | DATE REPORTED: Aug 17, 2012 | SAMPLE TYPE: Drill Core

Analyte:	Sample Login Weight	Au
Unit:	kg	ppm
Sample Description RDL:	0.01	0.001
E5541093	2.03	0.136
E5541094	2.47	1.32
E5541095	2.08	1.08
E5541096	2.34	1.31
E5541097	2.08	0.823
E5541098	2.45	0.746
E5541099	2.34	1.29
E5541100	2.21	0.402
E5541101	Duplicate	0.423
E5541102	2.34	0.225
E5541103	2.23	0.997
E5541104	3.22	0.079
E5541105	2.63	1.83
E5541106	2.54	1.67
E5541107	2.15	0.842
E5541108	2.21	1.72
E5541109	0.40	0.005
E5541110	2.23	0.118
E5541111	2.38	0.234
E5541112	2.21	0.311
E5541113	2.24	0.191
E5541114	2.26	0.132
E5541115	2.20	0.104
E5541116	2.27	0.065
E5541117	2.25	0.195
E5541118	2.01	0.166
E5541119	0.15	1.92
E5541120	2.22	0.090
E5541121	2.09	0.062
E5541122	2.98	0.081
E5541123	2.26	0.016

Certified By: Ron Cardinall

Results relate only to the items tested and to all the items tested

AGAT Laboratories
5623 McADAM ROAD
MISSISSAUGA, ONTARIO
CANADA L4Z 1N9
TEL (905)501-9998
FAX (905)501-0589
http://www.agatlabs.com

Certificate of Analysis

AGAT WORK ORDER: 12Y621281

PROJECT NO: THORN 2012 Batch # 2

CLIENT NAME: BRIXTON METALS CORPORATION

ATTENTION TO: GARY THOMPSON

Fire Assay - Trace Au, ICP-OES finish (202052)

DATE SAMPLED: Jul 17, 2012 | DATE RECEIVED: Jul 12, 2012 | DATE REPORTED: Aug 17, 2012 | SAMPLE TYPE: Drill Core

	Analyte:	Sample Login Weight	Au
	Unit:	kg	ppm
Sample Description	RDL:	0.01	0.001
E5541124		2.21	<0.001

Comments: RDL - Reported Detection Limit

Certified By: Ron Cardinall

Results relate only to the items tested and to all the items tested

AGAT Laboratories

5623 McADAM ROAD
MISSISSAUGA, ONTARIO
CANADA L4Z 1N9
TEL (905)501-9998
FAX (905)501-0589
http://www.agatlabs.com

Quality Assurance

CLIENT NAME: BRIXTON METALS CORPORATION

AGAT WORK ORDER: 12Y621281

PROJECT NO: THORN 2012 Batch # 2

ATTENTION TO: GARY THOMPSON

Solid Analysis

RPT Date: Aug 17, 2012		REPLICATE				Method Blank	REFERENCE MATERIAL				
PARAMETER	Batch	Sample Id	Original	Rep #1	RPD		Result Value	Expect Value	Recovery	Acceptable Limits	
										Lower	Upper
Fire Assay - Trace Au, ICP-OES finish (202052)											
Au	1	3525064	0.842	0.849	0.8%	< 0.001	1.64	1.52	108%	90%	110%
Aqua Regia Digest - Metals Package, ICP-OES finish (201073)											
Ag	1	3524976	1.6	1.7	6.1%	< 0.2				80%	120%
Al	1	3524976	1.07	0.97	9.8%	< 0.01				80%	120%
As	1	3524976	708	701	1.0%	< 1				80%	120%
B	1	3524976	< 5	< 5	0.0%	< 5				80%	120%
Ba	1	3524976	167	132	23.4%	< 1				80%	120%
Be	1	3524976	< 0.5	< 0.5	0.0%	< 0.5				80%	120%
Bi	1	3524976	< 1	< 1	0.0%	< 1				80%	120%
Ca	1	3524976	1.55	1.56	0.6%	< 0.01				80%	120%
Cd	1	3524976	22.5	22.2	1.3%	< 0.5				80%	120%
Ce	1	3524976	32	25	24.6%	< 1				80%	120%
Co	1	3524976	6.34	6.38	0.6%	< 0.5				80%	120%
Cr	1	3524976	54.2	46.9	14.4%	< 0.5				80%	120%
Cu	1	3524926	15.9	14.0	12.7%	< 0.5	4086	3800	107%	80%	120%
Fe	1	3524976	3.10	3.12	0.6%	< 0.01				80%	120%
Ga	1	3524976	5	6	18.2%	< 5				80%	120%
Hg	1	3524976	< 1	< 1	0.0%	< 1				80%	120%
In	1	3524976	< 1	< 1	0.0%	< 1				80%	120%
K	1	3524976	0.24	0.20	18.2%	< 0.01				80%	120%
La	1	3524976	16	12	28.6%	< 1				80%	120%
Li	1	3524976	8	9	11.8%	< 1				80%	120%
Mg	1	3524976	0.95	0.97	2.1%	< 0.01				80%	120%
Mn	1	3524976	1060	1060	0.0%	< 1				80%	120%
Mo	1	3524976	1.34	1.40	4.4%	< 0.5	339	380	89%	80%	120%
Na	1	3524976	0.03	0.03	0.0%	< 0.01				80%	120%
Ni	1	3524976	3.10	2.71	13.4%	< 0.5				80%	120%
P	1	3524976	773	769	0.5%	< 10	495	600	83%	80%	120%
Pb	1	3524976	210	213	1.4%	< 0.5				80%	120%
Rb	1	3524976	18	14	25.0%	< 10	10	13	80%	80%	120%
S	1	3524976	1.73	1.80	4.0%	< 0.005	0.92	0.80	115%	80%	120%
Sb	1	3524926	20	18	10.5%	< 1				80%	120%
Sc	1	3524976	0.9	0.8	11.8%	< 0.5				80%	120%
Se	1	3524976	< 10	< 10	0.0%	< 10				80%	120%
Sn	1	3524976	< 5	< 5	0.0%	< 5				80%	120%
Sr	1	3524976	183	187	2.2%	1.3				80%	120%
Ta	1	3524976	< 10	< 10	0.0%	< 10				80%	120%
Te	1	3524976	< 10	< 10	0.0%	< 10				80%	120%
Th	1	3524976	< 5	< 5	0.0%	< 5				80%	120%
Ti	1	3524976	< 0.01	< 0.01	0.0%	< 0.01				80%	120%
Tl	1	3524976	< 5	< 5	0.0%	< 5				80%	120%
U	1	3524976	< 5	< 5	0.0%	< 5				80%	120%
V	1	3524976	17.4	15.4	12.2%	< 0.5				80%	120%

Results relate only to the items tested and to all the items tested

AGAT Laboratories
5623 McADAM ROAD
MISSISSAUGA, ONTARIO
CANADA L4Z 1N9
TEL (905)501-9998
FAX (905)501-0589
http://www.agatlabs.com

Quality Assurance

CLIENT NAME: BRIXTON METALS CORPORATION
AGAT WORK ORDER: 12Y621281
PROJECT NO: THORN 2012 Batch # 2
ATTENTION TO: GARY THOMPSON

Solid Analysis (Continued)

RPT Date: Aug 17, 2012		REPLICATE				Method Blank	REFERENCE MATERIAL				
PARAMETER	Batch	Sample Id	Original	Rep #1	RPD		Result Value	Expect Value	Recovery	Acceptable Limits Lower	Acceptable Limits Upper
W	1	3524976	< 1	< 1	0.0%	< 1				80%	120%
Y	1	3524976	7	7	0.0%	< 1				80%	120%
Zn	1	3524976	654	655	0.2%	< 0.5				80%	120%
Zr	1	3524976	< 5	< 5	0.0%	< 5				80%	120%
Fire Assay - Trace Au, ICP-OES finish (202052)											
Au	1	3525014	1.13	1.14	0.9%	< 0.001				90%	110%
Fire Assay - Trace Au, ICP-OES finish (202052)											
Au	1	3525026	0.390	0.370	5.3%	< 0.001				90%	110%
Fire Assay - Trace Au, ICP-OES finish (202052)											
Au	1	3525031	0.365	0.374	2.4%	< 0.001				90%	110%
Fire Assay - Trace Au, ICP-OES finish (202052)											
Au	1	3525038	1.57	1.56	0.6%	< 0.001				90%	110%
Fire Assay - Trace Au, ICP-OES finish (202052)											
Au	1	3525051	1.32	1.27	3.9%	< 0.001				90%	110%
Fire Assay - Trace Au, ICP-OES finish (202052)											
Au	1	3525062	1.83	2.08	12.8%	< 0.001				90%	110%
Aqua Regia Digest - Metals Package, ICP-OES finish (201073)											
Ag	1	3525001	93.3	92.1	1.3%	< 0.2				80%	120%
Al	1	3525001	0.60	0.47	24.3%	< 0.01				80%	120%
As	1	3525001	2830	2780	1.8%	< 1				80%	120%
B	1	3525001	< 5	< 5	0.0%	< 5				80%	120%
Ba	1	3525001	98	87	11.9%	< 1				80%	120%
Be	1	3525001	< 0.5	< 0.5	0.0%	< 0.5				80%	120%
Bi	1	3525001	< 1	< 1	0.0%	< 1				80%	120%
Ca	1	3525001	1.53	1.46	4.7%	< 0.01				80%	120%
Cd	1	3525001	32.3	32.2	0.3%	< 0.5				80%	120%
Ce	1	3525001	33	31	6.3%	< 1				80%	120%
Co	1	3525001	7.57	7.54	0.4%	< 0.5				80%	120%
Cr	1	3525001	41.4	40.7	1.7%	< 0.5				80%	120%
Cu	1	3525026	99.4	94.7	4.8%	< 0.5	3909	3800	102%	80%	120%
Fe	1	3525001	3.50	3.33	5.0%	< 0.01				80%	120%
Ga	1	3525001	4	5	22.2%	< 5				80%	120%
Hg	1	3525001	< 1	< 1	0.0%	< 1				80%	120%
In	1	3525001	< 1	< 1	0.0%	< 1				80%	120%
K	1	3525001	0.346	0.284	19.7%	< 0.01				80%	120%
La	1	3525001	16	15	6.5%	< 1				80%	120%
Li	1	3525001	< 1	< 1	0.0%	< 1				80%	120%
Mg	1	3525001	0.545	0.536	1.7%	< 0.01				80%	120%
Mn	1	3525001	114	119	4.3%	< 1				80%	120%
Mo	1	3525001	4.1	3.9	5.0%	< 0.5				80%	120%
Na	1	3525001	0.02	0.02	0.0%	< 0.01				80%	120%

Results relate only to the items tested and to all the items tested

AGAT Laboratories
5623 McADAM ROAD
MISSISSAUGA, ONTARIO
CANADA L4Z 1N9
TEL (905)501-9998
FAX (905)501-0589
http://www.agatlabs.com

Quality Assurance

CLIENT NAME: BRIXTON METALS CORPORATION
AGAT WORK ORDER: 12Y621281
PROJECT NO: THORN 2012 Batch # 2
ATTENTION TO: GARY THOMPSON

Solid Analysis (Continued)

RPT Date: Aug 17, 2012		REPLICATE				Method Blank	REFERENCE MATERIAL				
PARAMETER	Batch	Sample Id	Original	Rep #1	RPD		Result Value	Expect Value	Recovery	Acceptable Limits Lower	Acceptable Limits Upper
Ni	1	3525001	3.7	3.8	2.7%	< 0.5				80%	120%
P	1	3525001	748	744	0.5%	< 10	513	600	86%	80%	120%
Pb	1	3525001	7730	7710	0.3%	1.1				80%	120%
Rb	1	3525001	30	25	18.2%	< 10	11	13	85%	80%	120%
S	1	3525001	3.96	3.90	1.5%	< 0.005				80%	120%
Sb	1	3525001	545	518	5.1%	< 1				80%	120%
Sc	1	3525001	0.9	0.9	0.0%	< 0.5				80%	120%
Se	1	3525001	< 10	< 10	0.0%	< 10				80%	120%
Sn	1	3525001	< 5	< 5	0.0%	< 5				80%	120%
Sr	1	3525001	305	292	4.4%	0.7				80%	120%
Ta	1	3525001	< 10	< 10	0.0%	< 10				80%	120%
Te	1	3525001	< 10	< 10	0.0%	< 10				80%	120%
Th	1	3525001	< 5	< 5	0.0%	< 5				80%	120%
Ti	1	3525001	< 0.01	< 0.01	0.0%	< 0.01				80%	120%
Tl	1	3525001	< 5	< 5	0.0%	< 5				80%	120%
U	1	3525001	< 5	< 5	0.0%	< 5				80%	120%
V	1	3525001	5.9	5.5	7.0%	< 0.5				80%	120%
W	1	3525001	< 1	< 1	0.0%	< 1				80%	120%
Y	1	3525001	8	8	0.0%	< 1				80%	120%
Zn	1	3525001	2440	2400	1.7%	< 0.5				80%	120%
Zr	1	3525001	5	5	0.0%	< 5				80%	120%
Aqua Regia Digest - Metals Package, ICP-OES finish (201073)											
Ag	1	3525051	249	236	5.4%	< 0.2				80%	120%
Al	1	3525051	0.36	0.33	8.7%	< 0.01				80%	120%
As	1	3525051	2590	2470	4.7%	< 1				80%	120%
B	1	3525051	< 5	< 5	0.0%	< 5				80%	120%
Ba	1	3525051	35	29	18.8%	< 1				80%	120%
Be	1	3525051	< 0.5	< 0.5	0.0%	< 0.5				80%	120%
Bi	1	3525051	< 1	< 1	0.0%	< 1				80%	120%
Ca	1	3525051	1.53	1.51	1.3%	< 0.01				80%	120%
Cd	1	3525051	1700	1640	3.6%	< 0.5				80%	120%
Ce	1	3525051	22	21	4.7%	< 1				80%	120%
Co	1	3525051	7.6	7.4	2.7%	< 0.5				80%	120%
Cr	1	3525051	7.2	6.7	7.2%	< 0.5				80%	120%
Cu	1	3525031	97.1	98.1	1.0%	< 0.5	3581	3800	94%	80%	120%
Fe	1	3525051	5.28	5.13	2.9%	< 0.01				80%	120%
Ga	1	3525051	6	5	18.2%	< 5				80%	120%
Hg	1	3525051	2	3		< 1				80%	120%
In	1	3525051	< 1	< 1	0.0%	< 1				80%	120%
K	1	3525051	0.210	0.194	7.9%	< 0.01				80%	120%
La	1	3525051	10	9	10.5%	< 1				80%	120%
Li	1	3525051	1	1	0.0%	< 1				80%	120%
Mg	1	3525051	0.63	0.60	4.9%	< 0.01				80%	120%
Mn	1	3525051	274	244	11.6%	< 1				80%	120%

Results relate only to the items tested and to all the items tested

AGAT Laboratories

5623 McADAM ROAD
MISSISSAUGA, ONTARIO
CANADA L4Z 1N9
TEL (905)501-9998
FAX (905)501-0589
http://www.agatlabs.com

Quality Assurance

CLIENT NAME: BRIXTON METALS CORPORATION

AGAT WORK ORDER: 12Y621281

PROJECT NO: THORN 2012 Batch # 2

ATTENTION TO: GARY THOMPSON

Solid Analysis (Continued)

RPT Date: Aug 17, 2012		REPLICATE				Method Blank	REFERENCE MATERIAL				
PARAMETER	Batch	Sample Id	Original	Rep #1	RPD		Result Value	Expect Value	Recovery	Acceptable Limits Lower	Acceptable Limits Upper
Mo	1	3525051	9.1	9.1	0.0%	< 0.5	356	380	93%	80%	120%
Na	1	3525051	0.05	0.05	0.0%	< 0.01				80%	120%
Ni	1	3525051	5.00	4.73	5.5%	< 0.5				80%	120%
P	1	3525051	544	514	5.7%	< 10				80%	120%
Pb	1	3525051	24800	24100	2.9%	< 0.5				80%	120%
Rb	1	3525051	20	18	10.5%	< 10	10	13	80%	80%	120%
S	1	3525051	8.83	8.52	3.6%	< 0.005				80%	120%
Sb	1	3525051	1570	1690	7.4%	< 1				80%	120%
Sc	1	3525051	0.6	0.5	18.2%	< 0.5				80%	120%
Se	1	3525051	< 10	< 10	0.0%	< 10				80%	120%
Sn	1	3525051	< 5	< 5	0.0%	< 5				80%	120%
Sr	1	3525051	184	187	1.6%	< 0.5	318	390	82%	80%	120%
Ta	1	3525051	< 10	< 10	0.0%	< 10				80%	120%
Te	1	3525051	29	24	18.9%	< 10				80%	120%
Th	1	3525051	< 5	< 5	0.0%	< 5				80%	120%
Ti	1	3525051	< 0.01	< 0.01	0.0%	< 0.01				80%	120%
Tl	1	3525051	9	5		< 5				80%	120%
U	1	3525051	5	5	0.0%	< 5				80%	120%
V	1	3525051	6.4	5.9	8.1%	< 0.5				80%	120%
W	1	3525051	< 1	< 1	0.0%	< 1				80%	120%
Y	1	3525051	5	5	0.0%	< 1				80%	120%
Zn	1	3525051	>10000	>10000	0.0%	< 0.5				80%	120%
Zr	1	3525051	9	9	0.0%	< 5				80%	120%
Aqua Regia Digest - Metals Package, ICP-OES finish (201073)											
Cu	1					< 0.5	3774	3800	99%	80%	120%
Ta	1					< 10	1.1	0.9	118%	80%	120%
Aqua Regia Digest - Metals Package, ICP-OES finish (201073)											
Cu	1					< 0.5	3994	3800	105%	80%	120%
Ta	1					< 10	0.9	0.9	104%	80%	120%

Certified By: Ron Cardinall

Results relate only to the items tested and to all the items tested

AGAT Laboratories

5623 McADAM ROAD
MISSISSAUGA, ONTARIO
CANADA L4Z 1N9
TEL (905)501-9998
FAX (905)501-0589
http://www.agatlabs.com

Method Summary

CLIENT NAME: BRIXTON METALS CORPORATION

AGAT WORK ORDER: 12Y621281

PROJECT NO: THORN 2012 Batch # 2

ATTENTION TO: GARY THOMPSON

PARAMETER	AGAT S.O.P	LITERATURE REFERENCE	ANALYTICAL TECHNIQUE
Solid Analysis			
Ag	MIN-200-12020		ICP/OES
Al	MIN-200-12020		ICP/OES
As	MIN-200-12020		ICP/OES
B	MIN-200-12020		ICP/OES
Ba	MIN-200-12020		ICP/OES
Be	MIN-200-12020		ICP/OES
Bi	MIN-200-12020		ICP/OES
Ca	MIN-200-12020		ICP/OES
Cd	MIN-200-12020		ICP/OES
Ce	MIN-200-12020		ICP/OES
Co	MIN-200-12020		ICP/OES
Cr	MIN-200-12020		ICP/OES
Cu	MIN-200-12020		ICP/OES
Fe	MIN-200-12020		ICP/OES
Ga	MIN-200-12020		ICP/OES
Hg	MIN-200-12020		ICP/OES
In	MIN-200-12020		ICP/OES
K	MIN-200-12020		ICP/OES
La	MIN-200-12020		ICP/OES
Li	MIN-200-12020		ICP/OES
Mg	MIN-200-12020		ICP/OES
Mn	MIN-200-12020		ICP/OES
Mo	MIN-200-12020		ICP/OES
Na	MIN-200-12020		ICP/OES
Ni	MIN-200-12020		ICP/OES
P	MIN-200-12020		ICP/OES
Pb	MIN-200-12020		ICP/OES
Rb	MIN-200-12020		ICP/OES
S	MIN-200-12020		ICP/OES
Sb	MIN-200-12020		ICP/OES
Sc	MIN-200-12020		ICP/OES
Se	MIN-200-12020		ICP/OES
Sn	MIN-200-12020		ICP/OES
Sr	MIN-200-12020		ICP/OES
Ta	MIN-200-12020		ICP/OES
Te	MIN-200-12020		ICP/OES
Th	MIN-200-12020		ICP/OES
Ti	MIN-200-12020		ICP/OES
Tl	MIN-200-12020		ICP/OES
U	MIN-200-12020		ICP/OES
V	MIN-200-12020		ICP/OES
W	MIN-200-12020		ICP/OES
Y	MIN-200-12020		ICP/OES
Zn	MIN-200-12020		ICP/OES
Zr	MIN-200-12020		ICP/OES
Ag-GRAV	MIN-200-12006		GRAVIMETRIC
Zn Fusion	MIN-200-12001		ICP/OES
Pb-Fusion	MIN-200-12001		ICP/OES
Cu-OL	MIN-200-12001		ICP/OES

Results relate only to the items tested and to all the items tested

5623 McADAM ROAD
MISSISSAUGA, ONTARIO
CANADA L4Z 1N9
TEL (905)501-9998
FAX (905)501-0589
http://www.agatlabs.com

Method Summary

CLIENT NAME: BRIXTON METALS CORPORATION

AGAT WORK ORDER: 12Y621281

PROJECT NO: THORN 2012 Batch # 2

ATTENTION TO: GARY THOMPSON

PARAMETER	AGAT S.O.P	LITERATURE REFERENCE	ANALYTICAL TECHNIQUE
Sample Login Weight	MIN-12009		BALANCE
Au	MIN-200-12006	BUGBEE, E: A Textbook of Fire Assaying	ICP-OES

Results relate only to the items tested and to all the items tested

AGAT Laboratories

5623 McADAM ROAD
MISSISSAUGA, ONTARIO
CANADA L4Z 1N9
TEL (905)501-9998
FAX (905)501-0589
http://www.agatlabs.com

CLIENT NAME: BRIXTON METALS CORPORATION
1411-409 GRANVILLE ST.
VANCOUVER, BC V6C1T2
(604) 630-9707

ATTENTION TO: GARY THOMPSON

PROJECT NO: THORN 2012 Batch # 6

AGAT WORK ORDER: 12Y621295

SOLID ANALYSIS REVIEWED BY: Ron Cardinall, Certified Assayer - Director - Technical Services (Mining)

DATE REPORTED: Aug 24, 2012

PAGES (INCLUDING COVER): 16

Should you require any information regarding this analysis please contact your client services representative at (905) 501-9998

*NOTES

All samples are stored at no charge for 90 days. Please contact the lab if you require additional sample storage time.

Results relate only to the items tested and to all the items tested

AGAT Laboratories
5623 McADAM ROAD
MISSISSAUGA, ONTARIO
CANADA L4Z 1N9
TEL (905)501-9998
FAX (905)501-0589
http://www.agatlabs.com

Certificate of Analysis

AGAT WORK ORDER: 12Y621295

PROJECT NO: THORN 2012 Batch # 6

CLIENT NAME: BRIXTON METALS CORPORATION

ATTENTION TO: GARY THOMPSON

Aqua Regia Digest - Metals Package, ICP-OES finish (201073)

DATE SAMPLED: Jul 17, 2012 | DATE RECEIVED: Jul 13, 2012 | DATE REPORTED: Aug 24, 2012 | SAMPLE TYPE: Rock

Analyte:	Ag	Al	As	B	Ba	Be	Bi	Ca	Cd	Ce	Co	Cr	Cu	Fe
Unit:	ppm	%	ppm	ppm	ppm	ppm	ppm	%	ppm	ppm	ppm	ppm	ppm	%
Sample Description RDL:	0.2	0.01	1	5	1	0.5	1	0.01	0.5	1	0.5	0.5	0.5	0.01
E5541481	>100	0.35	2120	<5	45	0.5	2	0.17	9.3	28	6.7	6.3	241	3.83
E5541482	31.0	1.98	3360	<5	117	0.8	<1	0.54	6.6	32	6.8	219	317	3.51
E5541483	29.5	2.00	3330	<5	136	0.8	<1	0.55	6.2	31	6.6	209	308	3.60
E5541484	30.0	1.99	3330	<5	131	0.8	<1	0.51	6.8	32	6.5	217	310	3.39
E5541485	29.0	1.86	3290	<5	110	0.8	<1	0.54	5.9	30	6.6	206	303	3.54
E5541486	30.6	1.88	3440	<5	118	0.8	<1	0.51	6.7	32	6.7	218	314	3.35
E5541487	30.1	2.04	3400	<5	129	0.8	<1	0.55	6.5	32	6.6	216	308	3.58
E5541488	>100	2.38	2660	<5	49	0.8	<1	0.46	45.2	29	6.5	186	1680	5.44
E5541489	>100	2.51	2720	<5	91	0.8	<1	0.44	46.9	32	6.6	198	1710	5.32
E5541490	29.6	2.23	3350	<5	181	0.8	<1	0.57	6.0	33	6.6	218	307	3.72
E5541491	>100	2.46	2720	<5	64	0.8	<1	0.44	46.3	31	6.5	193	1690	5.30
E5541492	>100	0.39	1130	<5	34	<0.5	24	1.63	413	5	29.2	9.4	>10000	16.2
E5541493	>100	0.48	4460	<5	36	0.6	<1	0.54	20.9	28	7.1	9.3	4030	10.3
E5541494	>100	2.44	2620	<5	79	0.8	<1	0.45	44.6	31	6.5	187	1670	5.42
E5541495	>100	2.62	2730	<5	76	0.9	<1	0.48	46.3	32	6.6	198	1740	5.73
E5541496	>100	0.57	3440	<5	45	0.7	8	0.30	20.2	32	6.8	11.0	6240	9.22
E5541497	>100	2.37	2610	<5	71	0.8	<1	0.47	43.5	29	6.4	177	1670	5.60
E5541498	29.6	1.98	3410	<5	142	0.8	<1	0.50	6.6	32	6.4	217	311	3.34
E5541499	<0.2	0.76	<1	<5	102	0.8	<1	1.05	<0.5	38	12.3	37.0	19.2	2.81
E5541500	>100	2.53	2060	<5	62	1.0	<1	0.49	32.1	22	5.1	141	1250	5.84
E5541501	80.9	2.20	2510	<5	40	1.0	<1	0.45	43.1	26	6.2	172	1630	5.36
E5541502	>100	2.06	2450	<5	52	0.9	<1	0.37	48.1	30	6.4	188	1630	4.35
E5541503	>100	0.55	3760	<5	54	0.6	<1	0.65	278	27	6.3	10.5	6200	7.20
E5541504	>100	2.33	2560	<5	69	0.9	<1	0.42	44.3	30	6.1	185	1670	5.01
E5541505	31.0	1.86	3370	<5	107	0.9	<1	0.47	7.0	33	6.6	220	318	3.14
E5541506	17.5	0.69	1530	<5	86	0.8	<1	0.40	23.8	31	7.3	4.9	128	4.12
E5541507	4.2	0.62	2320	<5	132	0.8	<1	0.32	11.0	30	6.5	41.7	18.5	2.54
E5541508	1.4	0.59	1390	<5	125	0.8	<1	0.54	2.8	23	6.8	4.2	12.6	2.84
E5541509	1.6	0.74	1600	<5	152	0.9	<1	0.44	5.3	29	7.3	39.4	14.1	2.51
E5541510	1.3	0.85	1090	<5	228	0.9	<1	0.56	2.1	30	5.5	42.4	8.6	2.33
E5541511	2.3	0.78	684	<5	165	0.8	<1	0.52	7.5	27	6.0	3.7	15.2	2.50
E5541512	6.1	0.82	411	<5	198	0.7	<1	0.38	31.9	32	5.8	40.0	34.3	3.02

Certified By: Ron Cardinall

Results relate only to the items tested and to all the items tested

AGAT Laboratories
5623 McADAM ROAD
MISSISSAUGA, ONTARIO
CANADA L4Z 1N9
TEL (905)501-9998
FAX (905)501-0589
http://www.agatlabs.com

Certificate of Analysis

AGAT WORK ORDER: 12Y621295

PROJECT NO: THORN 2012 Batch # 6

CLIENT NAME: BRIXTON METALS CORPORATION

ATTENTION TO: GARY THOMPSON

Aqua Regia Digest - Metals Package, ICP-OES finish (201073)

DATE SAMPLED: Jul 17, 2012 | DATE RECEIVED: Jul 13, 2012 | DATE REPORTED: Aug 24, 2012 | SAMPLE TYPE: Rock

Analyte:	Ag	Al	As	B	Ba	Be	Bi	Ca	Cd	Ce	Co	Cr	Cu	Fe
Unit:	ppm	%	ppm	ppm	ppm	ppm	ppm	%	ppm	ppm	ppm	ppm	ppm	%
Sample Description RDL:	0.2	0.01	1	5	1	0.5	1	0.01	0.5	1	0.5	0.5	0.5	0.01
E5541513	6.1	0.70	391	<5	103	0.8	<1	0.35	30.4	27	5.4	36.4	31.8	2.78
E5541514	>100	0.33	1060	<5	23	<0.5	20	1.34	397	4	27.3	9.2	>10000	15.8
E5541515	2.1	0.60	675	<5	205	0.7	<1	0.37	2.7	29	5.7	6.1	112	2.44
E5541516	3.8	0.68	469	<5	104	0.8	<1	0.24	15.1	27	5.7	37.6	17.6	2.91
E5541517	5.8	0.65	1310	<5	95	0.7	<1	0.22	37.7	30	6.0	4.2	49.9	3.44
E5541518	3.2	0.72	750	<5	122	0.8	<1	0.28	8.1	36	5.7	43.3	19.6	2.47
E5541519	1.1	0.69	963	<5	116	0.7	<1	0.29	4.7	27	6.2	4.6	11.6	2.38
E5541520	7.7	0.53	859	<5	86	0.8	<1	0.41	7.1	27	6.0	62.2	19.1	3.18
E5541521	<0.2	0.69	<1	<5	103	0.7	<1	1.04	<0.5	37	11.4	35.8	17.1	2.75
E5541522	2.7	0.55	534	<5	157	0.6	<1	1.24	1.6	28	6.0	5.3	10.8	2.77

Certified By: Ron Cardinall

Results relate only to the items tested and to all the items tested

AGAT Laboratories
5623 McADAM ROAD
MISSISSAUGA, ONTARIO
CANADA L4Z 1N9
TEL (905)501-9998
FAX (905)501-0589
http://www.agatlabs.com

Certificate of Analysis

AGAT WORK ORDER: 12Y621295

PROJECT NO: THORN 2012 Batch # 6

CLIENT NAME: BRIXTON METALS CORPORATION

ATTENTION TO: GARY THOMPSON

Aqua Regia Digest - Metals Package, ICP-OES finish (201073)

DATE SAMPLED: Jul 17, 2012 | DATE RECEIVED: Jul 13, 2012 | DATE REPORTED: Aug 24, 2012 | SAMPLE TYPE: Rock

Analyte:	Ga	Hg	In	K	La	Li	Mg	Mn	Mo	Na	Ni	P	Pb	Rb
Unit:	ppm	ppm	ppm	%	ppm	ppm	%	ppm	ppm	%	ppm	ppm	ppm	ppm
Sample Description RDL:	5	1	1	0.01	1	1	0.01	1	0.5	0.01	0.5	10	0.5	10
E5541481	<5	<1	<1	0.19	13	<1	0.08	39	3.3	<0.01	3.8	216	1530	17
E5541482	8	<1	<1	1.01	15	<1	0.13	374	2.5	0.02	11.1	486	666	100
E5541483	7	<1	<1	1.01	14	<1	0.14	368	3.2	0.02	10.8	479	661	95
E5541484	7	<1	<1	1.01	15	<1	0.13	368	3.2	0.02	11.0	479	660	100
E5541485	5	<1	<1	0.95	14	<1	0.13	359	3.4	0.02	11.0	460	651	86
E5541486	6	<1	<1	0.95	15	<1	0.12	371	2.9	0.02	11.2	470	677	100
E5541487	8	<1	<1	1.03	15	<1	0.14	367	2.7	0.02	11.0	482	668	99
E5541488	8	<1	<1	1.15	12	<1	0.15	307	5.2	0.03	8.3	588	>10000	117
E5541489	11	<1	<1	1.21	14	<1	0.15	316	5.7	0.03	8.8	615	>10000	118
E5541490	6	<1	<1	1.11	15	<1	0.14	362	3.0	0.02	10.8	471	658	98
E5541491	9	<1	<1	1.19	14	<1	0.15	312	5.6	0.03	8.3	607	>10000	122
E5541492	20	15	<1	0.09	1	4	0.79	419	49.1	<0.01	56.4	315	>10000	<10
E5541493	6	1	<1	0.29	12	<1	0.07	335	7.3	<0.01	4.8	570	4720	27
E5541494	10	<1	<1	1.18	14	<1	0.15	309	5.4	0.03	8.2	609	>10000	113
E5541495	10	<1	<1	1.25	14	<1	0.16	319	4.9	0.03	8.2	597	>10000	123
E5541496	5	<1	<1	0.32	14	<1	0.06	200	4.9	0.01	4.0	614	4960	27
E5541497	8	<1	<1	1.15	12	<1	0.15	300	6.1	0.03	7.9	573	>10000	101
E5541498	6	<1	<1	1.01	15	<1	0.13	365	3.1	0.02	10.6	461	640	100
E5541499	<5	<1	<1	0.09	13	2	0.64	423	<0.5	0.22	30.2	1520	3.8	<10
E5541500	<5	<1	<1	1.22	10	<1	0.15	233	4.6	0.03	5.9	472	9450	89
E5541501	7	<1	<1	1.07	11	<1	0.14	292	4.9	0.02	7.5	557	>10000	105
E5541502	11	<1	<1	0.98	13	<1	0.12	284	5.0	0.02	8.5	595	>10000	117
E5541503	6	1	<1	0.29	12	<1	0.19	500	9.3	0.02	7.9	499	>10000	25
E5541504	10	<1	<1	1.12	13	<1	0.14	296	4.1	0.02	7.8	586	>10000	114
E5541505	7	<1	<1	0.93	15	<1	0.12	359	2.6	0.02	11.0	473	708	107
E5541506	<5	<1	<1	0.35	14	<1	0.14	431	3.9	0.02	5.6	659	747	33
E5541507	<5	<1	<1	0.30	14	1	0.20	604	1.9	0.02	2.1	670	300	28
E5541508	<5	<1	<1	0.27	10	2	0.41	851	1.6	0.02	2.1	740	95.3	21
E5541509	<5	<1	<1	0.31	13	3	0.33	751	1.4	0.03	3.3	776	106	28
E5541510	<5	<1	<1	0.32	14	6	0.50	859	<0.5	0.03	5.2	711	115	28
E5541511	<5	<1	<1	0.23	13	7	0.49	1000	0.8	0.02	1.8	663	210	21
E5541512	<5	<1	<1	0.31	15	4	0.36	540	2.2	0.03	2.1	618	305	23

Certified By: Ron Cardinall

Results relate only to the items tested and to all the items tested

AGAT Laboratories

5623 McADAM ROAD
MISSISSAUGA, ONTARIO
CANADA L4Z 1N9
TEL (905)501-9998
FAX (905)501-0589
http://www.agatlabs.com

Certificate of Analysis

AGAT WORK ORDER: 12Y621295

PROJECT NO: THORN 2012 Batch # 6

CLIENT NAME: BRIXTON METALS CORPORATION

ATTENTION TO: GARY THOMPSON

Aqua Regia Digest - Metals Package, ICP-OES finish (201073)

DATE SAMPLED: Jul 17, 2012 | DATE RECEIVED: Jul 13, 2012 | DATE REPORTED: Aug 24, 2012 | SAMPLE TYPE: Rock

Analyte:	Ga	Hg	In	K	La	Li	Mg	Mn	Mo	Na	Ni	P	Pb	Rb
Unit:	ppm	ppm	ppm	%	ppm	ppm	%	ppm	ppm	%	ppm	ppm	ppm	ppm
Sample Description RDL:	5	1	1	0.01	1	1	0.01	1	0.5	0.01	0.5	10	0.5	10
E5541513	<5	<1	<1	0.26	13	4	0.33	505	1.8	0.03	1.9	577	270	20
E5541514	16	17	<1	0.07	1	3	0.73	406	45.9	<0.01	53.5	276	>10000	10
E5541515	<5	<1	<1	0.27	14	2	0.38	783	0.7	0.03	1.9	680	98.3	21
E5541516	<5	<1	<1	0.27	13	2	0.28	471	2.0	0.03	1.9	593	249	19
E5541517	5	<1	<1	0.24	14	3	0.33	674	3.4	0.03	1.7	616	381	21
E5541518	<5	<1	<1	0.30	18	3	0.36	795	2.8	0.03	2.0	664	189	23
E5541519	<5	<1	<1	0.27	12	2	0.20	574	0.9	0.02	2.0	669	111	21
E5541520	<5	<1	<1	0.27	12	<1	0.12	393	1.8	<0.01	2.5	589	207	22
E5541521	<5	<1	<1	0.09	12	2	0.62	398	1.0	0.20	28.9	1680	4.3	<10
E5541522	<5	<1	<1	0.29	13	1	0.51	949	1.8	0.01	2.1	812	97.0	20

Certified By: Ron Cardinall

Results relate only to the items tested and to all the items tested

AGAT Laboratories
5623 McADAM ROAD
MISSISSAUGA, ONTARIO
CANADA L4Z 1N9
TEL (905)501-9998
FAX (905)501-0589
http://www.agatlabs.com

Certificate of Analysis

AGAT WORK ORDER: 12Y621295

PROJECT NO: THORN 2012 Batch # 6

CLIENT NAME: BRIXTON METALS CORPORATION

ATTENTION TO: GARY THOMPSON

Aqua Regia Digest - Metals Package, ICP-OES finish (201073)

DATE SAMPLED: Jul 17, 2012 | DATE RECEIVED: Jul 13, 2012 | DATE REPORTED: Aug 24, 2012 | SAMPLE TYPE: Rock

Analyte:	S	Sb	Sc	Se	Sn	Sr	Ta	Te	Th	Ti	Tl	U	V	W
Unit:	%	ppm	ppm	ppm	ppm	ppm	ppm	ppm	ppm	%	ppm	ppm	ppm	ppm
Sample Description RDL:	0.005	1	0.5	10	5	0.5	10	10	5	0.01	5	5	0.5	1
E5541481	4.08	707	<0.5	<10	<5	12.8	<10	<10	6	<0.01	<5	<5	6.2	<1
E5541482	3.27	315	1.6	<10	<5	71.2	<10	<10	<5	<0.01	9	<5	18.9	<1
E5541483	3.19	309	1.5	<10	<5	78.0	10	<10	<5	<0.01	7	<5	18.7	<1
E5541484	3.20	314	1.7	<10	<5	72.4	<10	<10	<5	<0.01	10	<5	20.2	<1
E5541485	3.16	306	1.5	<10	<5	75.9	<10	<10	<5	<0.01	7	<5	16.7	<1
E5541486	3.28	314	1.6	<10	<5	71.0	<10	<10	5	<0.01	7	<5	19.2	<1
E5541487	3.20	310	1.7	<10	<5	78.7	<10	<10	<5	<0.01	9	<5	19.3	<1
E5541488	5.37	1500	1.5	17	<5	73.6	13	<10	<5	<0.01	9	6	22.4	<1
E5541489	5.51	1600	1.7	26	<5	73.6	<10	<10	5	<0.01	11	5	25.0	<1
E5541490	3.24	321	1.7	<10	<5	79.8	<10	<10	<5	<0.01	8	<5	20.1	<1
E5541491	5.41	1540	1.7	18	<5	72.8	<10	<10	5	<0.01	9	6	23.5	<1
E5541492	13.7	240	<0.5	240	63	33.1	12	<10	<5	<0.01	30	23	21.1	540
E5541493	8.61	3140	<0.5	12	<5	95.7	10	<10	<5	<0.01	12	11	5.6	<1
E5541494	5.42	1560	1.7	16	<5	75.0	<10	<10	<5	<0.01	15	6	23.9	<1
E5541495	5.50	1580	1.8	15	<5	79.5	<10	<10	<5	<0.01	8	<5	24.8	<1
E5541496	8.48	3110	<0.5	20	<5	47.5	17	10	7	<0.01	<5	9	7.4	<1
E5541497	5.29	1510	1.5	13	<5	76.3	<10	<10	<5	<0.01	7	6	21.3	<1
E5541498	3.19	307	1.7	<10	<5	74.2	<10	<10	<5	<0.01	9	<5	20.1	<1
E5541499	0.010	1	3.8	<10	<5	99.5	<10	<10	<5	0.19	<5	<5	55.0	2
E5541500	4.09	1180	1.1	<10	<5	76.1	<10	<10	<5	<0.01	9	<5	15.0	<1
E5541501	5.09	1390	1.4	11	<5	71.1	<10	<10	<5	<0.01	8	5	20.2	<1
E5541502	5.28	1400	1.7	12	<5	60.2	12	<10	6	<0.01	6	6	24.2	<1
E5541503	8.05	9460	2.0	73	<5	59.3	39	34	<5	<0.01	14	7	6.9	<1
E5541504	5.15	1510	1.6	16	<5	69.9	<10	<10	5	<0.01	9	5	23.0	<1
E5541505	3.22	313	1.7	<10	<5	63.7	<10	<10	5	<0.01	10	<5	20.7	<1
E5541506	4.11	96	0.5	<10	<5	48.3	<10	<10	5	<0.01	<5	6	9.6	<1
E5541507	1.89	24	0.7	<10	<5	46.0	<10	<10	<5	<0.01	<5	<5	8.7	<1
E5541508	1.22	13	0.9	<10	<5	84.5	<10	<10	<5	<0.01	<5	<5	8.3	<1
E5541509	1.43	16	1.2	<10	<5	67.9	<10	<10	<5	<0.01	<5	<5	14.3	<1
E5541510	0.835	9	1.4	<10	<5	87.9	<10	<10	<5	<0.01	<5	<5	15.3	<1
E5541511	1.27	17	0.9	<10	<5	92.7	<10	<10	<5	<0.01	<5	<5	11.0	<1
E5541512	1.66	18	0.8	<10	<5	62.2	<10	<10	<5	<0.01	<5	<5	10.2	<1

Certified By: Ron Cardinall

Results relate only to the items tested and to all the items tested

AGAT Laboratories
5623 McADAM ROAD
MISSISSAUGA, ONTARIO
CANADA L4Z 1N9
TEL (905)501-9998
FAX (905)501-0589
http://www.agatlabs.com

Certificate of Analysis

AGAT WORK ORDER: 12Y621295

PROJECT NO: THORN 2012 Batch # 6

CLIENT NAME: BRIXTON METALS CORPORATION

ATTENTION TO: GARY THOMPSON

Aqua Regia Digest - Metals Package, ICP-OES finish (201073)

DATE SAMPLED: Jul 17, 2012 | DATE RECEIVED: Jul 13, 2012 | DATE REPORTED: Aug 24, 2012 | SAMPLE TYPE: Rock

Analyte:	S	Sb	Sc	Se	Sn	Sr	Ta	Te	Th	Ti	Tl	U	V	W
Unit:	%	ppm	ppm	ppm	ppm	ppm	ppm	ppm	ppm	%	ppm	ppm	ppm	ppm
Sample Description RDL:	0.005	1	0.5	10	5	0.5	10	10	5	0.01	5	5	0.5	1
E5541513	1.59	15	0.6	<10	<5	57.9	<10	<10	<5	<0.01	<5	<5	8.7	<1
E5541514	11.9	211	<0.5	213	63	31.1	<10	16	<5	<0.01	30	22	16.8	478
E5541515	0.820	11	0.9	<10	<5	60.5	<10	<10	<5	<0.01	<5	<5	9.7	<1
E5541516	1.83	10	<0.5	<10	<5	49.7	<10	<10	<5	<0.01	<5	<5	6.9	<1
E5541517	2.49	20	<0.5	<10	<5	52.4	<10	<10	6	<0.01	<5	<5	10.7	<1
E5541518	1.22	14	0.7	<10	<5	103	<10	<10	<5	<0.01	<5	<5	11.2	<1
E5541519	1.87	13	<0.5	<10	<5	94.7	<10	<10	<5	<0.01	<5	<5	7.2	<1
E5541520	3.02	25	<0.5	<10	<5	91.4	<10	<10	<5	<0.01	<5	<5	3.5	<1
E5541521	0.008	2	3.6	<10	<5	94.6	<10	<10	<5	0.18	<5	<5	51.8	2
E5541522	2.78	18	0.6	<10	<5	160	<10	<10	<5	<0.01	<5	<5	4.7	<1

Certified By: Ron Cardinall

Results relate only to the items tested and to all the items tested

AGAT Laboratories

5623 McADAM ROAD
MISSISSAUGA, ONTARIO
CANADA L4Z 1N9
TEL (905)501-9998
FAX (905)501-0589
http://www.agatlabs.com

Certificate of Analysis

AGAT WORK ORDER: 12Y621295

PROJECT NO: THORN 2012 Batch # 6

CLIENT NAME: BRIXTON METALS CORPORATION

ATTENTION TO: GARY THOMPSON

Aqua Regia Digest - Metals Package, ICP-OES finish (201073)

DATE SAMPLED: Jul 17, 2012 | DATE RECEIVED: Jul 13, 2012 | DATE REPORTED: Aug 24, 2012 | SAMPLE TYPE: Rock

Analyte:	Y	Zn	Zr	Ag-GRAV	Pb-OL	Cu-OL	Zn-OL
Unit:	ppm	ppm	ppm	ppm	%	%	%
Sample Description RDL:	1	0.5	5	5	0.05	0.01	0.01
E5541481	3	1010	5	96			
E5541482	6	689	8				
E5541483	6	665	7				
E5541484	6	676	8				
E5541485	5	670	7				
E5541486	6	685	8				
E5541487	6	673	8				
E5541488	5	3740	8	180	1.31		
E5541489	6	3810	9	174	1.34		
E5541490	6	686	8				
E5541491	6	3740	9	172	1.31		
E5541492	4	>10000	7	133	1.42	1.28	9.12
E5541493	5	3770	9	231			
E5541494	6	3730	8	211	1.28		
E5541495	6	3810	9	184	1.26		
E5541496	6	3400	9	564			
E5541497	5	3660	8	209	1.30		
E5541498	6	663	8				
E5541499	13	39.8	18				
E5541500	4	2800	6	184			
E5541501	5	3590	8		1.30		
E5541502	5	3670	8	161	1.29		
E5541503	5	>10000	7	1100	7.79		2.00
E5541504	5	3600	8	176	1.30		
E5541505	6	678	7				
E5541506	6	1700	9				
E5541507	4	1040	<5				
E5541508	4	397	<5				
E5541509	5	518	<5				
E5541510	4	270	<5				
E5541511	4	680	<5				
E5541512	3	2300	<5				

Certified By: Ron Cardinall

Results relate only to the items tested and to all the items tested

AGAT Laboratories

5623 McADAM ROAD
MISSISSAUGA, ONTARIO
CANADA L4Z 1N9
TEL (905)501-9998
FAX (905)501-0589
http://www.agatlabs.com

Certificate of Analysis

AGAT WORK ORDER: 12Y621295

PROJECT NO: THORN 2012 Batch # 6

CLIENT NAME: BRIXTON METALS CORPORATION

ATTENTION TO: GARY THOMPSON

Aqua Regia Digest - Metals Package, ICP-OES finish (201073)

DATE SAMPLED: Jul 17, 2012 | DATE RECEIVED: Jul 13, 2012 | DATE REPORTED: Aug 24, 2012 | SAMPLE TYPE: Rock

Analyte:	Y	Zn	Zr	Ag-GRAV	Pb-OL	Cu-OL	Zn-OL
Unit:	ppm	ppm	ppm	ppm	%	%	%
Sample Description RDL:	1	0.5	5	5	0.05	0.01	0.01
E5541513	3	2190	<5				
E5541514	4	>10000	7	129	1.39	1.28	8.90
E5541515	4	770	<5				
E5541516	3	1190	<5				
E5541517	3	2930	<5				
E5541518	3	757	<5				
E5541519	3	456	<5				
E5541520	3	649	<5				
E5541521	13	38.8	18				
E5541522	5	228	<5				

Comments: RDL - Reported Detection Limit

Certified By: Ron Cardinall

Results relate only to the items tested and to all the items tested

AGAT Laboratories
5623 McADAM ROAD
MISSISSAUGA, ONTARIO
CANADA L4Z 1N9
TEL (905)501-9998
FAX (905)501-0589
http://www.agatlabs.com

Certificate of Analysis

AGAT WORK ORDER: 12Y621295

PROJECT NO: THORN 2012 Batch # 6

CLIENT NAME: BRIXTON METALS CORPORATION

ATTENTION TO: GARY THOMPSON

Fire Assay - Trace Au, ICP-OES finish (202052)

DATE SAMPLED: Jul 17, 2012 | DATE RECEIVED: Jul 13, 2012 | DATE REPORTED: Aug 24, 2012 | SAMPLE TYPE: Rock

Analyte:	Sample Login Weight	Au
Unit:	kg	ppm
Sample Description RDL:	0.01	0.001
E5541481	3.58	0.754
E5541482	2.11	0.343
E5541483	2.06	0.350
E5541484	DUP	0.352
E5541485	2.19	0.344
E5541486	1.63	0.369
E5541487	1.36	0.335
E5541488	2.26	0.958
E5541489	2.16	1.00
E5541490	2.16	0.349
E5541491	2.26	0.975
E5541492	0.17	1.80
E5541493	2.42	1.13
E5541494	2.35	0.974
E5541495	2.25	1.01
E5541496	2.51	2.79
E5541497	2.37	0.987
E5541498	2.22	0.346
E5541499	0.48	<0.001
E5541500	2.50	0.982
E5541501	2.17	0.983
E5541502	2.43	0.988
E5541503	2.40	2.72
E5541504	2.34	1.02
E5541505	2.16	0.344
E5541506	2.01	0.328
E5541507	2.23	0.093
E5541508	2.73	0.050
E5541509	DUP	0.055
E5541510	1.80	0.031
E5541511	3.50	0.063

Certified By: Ron Cardinall

Results relate only to the items tested and to all the items tested

AGAT Laboratories
5623 McADAM ROAD
MISSISSAUGA, ONTARIO
CANADA L4Z 1N9
TEL (905)501-9998
FAX (905)501-0589
http://www.agatlabs.com

Certificate of Analysis

AGAT WORK ORDER: 12Y621295

PROJECT NO: THORN 2012 Batch # 6

CLIENT NAME: BRIXTON METALS CORPORATION

ATTENTION TO: GARY THOMPSON

Fire Assay - Trace Au, ICP-OES finish (202052)

DATE SAMPLED: Jul 17, 2012 | DATE RECEIVED: Jul 13, 2012 | DATE REPORTED: Aug 24, 2012 | SAMPLE TYPE: Rock

Analyte:	Sample Login Weight	Au
Unit:	kg	ppm
Sample Description RDL:	0.01	0.001
E5541512	2.30	0.198
E5541513	2.16	0.235
E5541514	0.16	2.01
E5541515	1.92	0.055
E5541516	2.13	0.262
E5541517	2.09	0.329
E5541518	2.12	0.104
E5541519	2.08	0.084
E5541520	1.92	0.461
E5541521	0.49	<0.001
E5541522	6.29	0.166

Comments: RDL - Reported Detection Limit

Certified By: Ron Cardinall

Results relate only to the items tested and to all the items tested

AGAT Laboratories

5623 McADAM ROAD
MISSISSAUGA, ONTARIO
CANADA L4Z 1N9
TEL (905)501-9998
FAX (905)501-0589
http://www.agatlabs.com

Quality Assurance

CLIENT NAME: BRIXTON METALS CORPORATION

AGAT WORK ORDER: 12Y621295

PROJECT NO: THORN 2012 Batch # 6

ATTENTION TO: GARY THOMPSON

Solid Analysis

RPT Date: Aug 24, 2012		REPLICATE				Method Blank	REFERENCE MATERIAL				
PARAMETER	Batch	Sample Id	Original	Rep #1	RPD		Result Value	Expect Value	Recovery	Acceptable Limits	
										Lower	Upper
Fire Assay - Trace Au, ICP-OES finish (202052)											
Au	1	3525189	0.754	0.747	0.9%	< 0.001	1.48	1.52	97%	90%	110%
Fire Assay - Trace Au, ICP-OES finish (202052)											
Au	1	3525202	0.974	1.01	3.6%	< 0.001				90%	110%
Fire Assay - Trace Au, ICP-OES finish (202052)											
Au	1	3525217	0.055	0.055	0.0%	< 0.001				90%	110%
Aqua Regia Digest - Metals Package, ICP-OES finish (201073)											
Ag	1	3525189	109	107	1.9%	< 0.2				80%	120%
Al	1	3525189	0.351	0.420	17.9%	< 0.01	3.64	4.30	84%	80%	120%
As	1	3525189	2120	2040	3.8%	< 1				80%	120%
B	1	3525189	< 5	< 5	0.0%	< 5				80%	120%
Ba	1	3525189	45	49	8.5%	< 1				80%	120%
Be	1	3525189	0.5	0.6	18.2%	< 0.5				80%	120%
Bi	1	3525189	2	< 1		< 1				80%	120%
Ca	1	3525189	0.17	0.17	0.0%	< 0.01				80%	120%
Cd	1	3525189	9.25	8.36	10.1%	< 0.5				80%	120%
Ce	1	3525189	28	28	0.0%	< 1				80%	120%
Co	1	3525189	6.66	6.34	4.9%	< 0.5				80%	120%
Cr	1	3525189	6.3	6.6	4.7%	< 0.5				80%	120%
Cu	1	3525189	241	216	10.9%	< 0.5	4093	3800	107%	80%	120%
Fe	1	3525189	3.83	4.10	6.8%	< 0.01				80%	120%
Ga	1	3525189	< 5	< 5	0.0%	< 5				80%	120%
Hg	1	3525189	< 1	< 1	0.0%	< 1				80%	120%
In	1	3525189	< 1	< 1	0.0%	< 1				80%	120%
K	1	3525189	0.194	0.221	13.0%	< 0.01	0.5	0.6	88%	80%	120%
La	1	3525189	13	13	0.0%	< 1				80%	120%
Li	1	3525189	< 1	< 1	0.0%	< 1				80%	120%
Mg	1	3525189	0.08	0.09	11.8%	< 0.01	1.537	1.790	86%	80%	120%
Mn	1	3525189	39	37	5.3%	< 1				80%	120%
Mo	1	3525189	3.28	2.73	18.3%	< 0.5	322	280	115%	80%	120%
Na	1	3525189	< 0.01	< 0.01	0.0%	< 0.01				80%	120%
Ni	1	3525189	3.76	3.49	7.4%	< 0.5				80%	120%
P	1	3525189	216	210	2.8%	< 10	520	600	87%	80%	120%
Pb	1	3525189	1530	1490	2.6%	< 0.5				80%	120%
Rb	1	3525189	17	19	11.1%	< 10				80%	120%
S	1	3525189	4.08	3.99	2.2%	< 0.005	0.81	0.80	102%	80%	120%
Sb	1	3525189	707	682	3.6%	< 1				80%	120%
Sc	1	3525189	< 0.5	< 0.5	0.0%	< 0.5				80%	120%
Se	1	3525189	< 10	< 10	0.0%	< 10				80%	120%
Sn	1	3525189	< 5	< 5	0.0%	< 5				80%	120%
Sr	1	3525189	12.8	11.5	10.7%	< 0.5				80%	120%
Ta	1	3525189	< 10	< 10	0.0%	< 10				80%	120%
Te	1	3525189	< 10	< 10	0.0%	< 10				80%	120%

Results relate only to the items tested and to all the items tested

AGAT Laboratories
5623 McADAM ROAD
MISSISSAUGA, ONTARIO
CANADA L4Z 1N9
TEL (905)501-9998
FAX (905)501-0589
http://www.agatlabs.com

Quality Assurance

CLIENT NAME: BRIXTON METALS CORPORATION
AGAT WORK ORDER: 12Y621295
PROJECT NO: THORN 2012 Batch # 6
ATTENTION TO: GARY THOMPSON

Solid Analysis (Continued)

RPT Date: Aug 24, 2012		REPLICATE				Method Blank	REFERENCE MATERIAL				
PARAMETER	Batch	Sample Id	Original	Rep #1	RPD		Result Value	Expect Value	Recovery	Acceptable Limits Lower	Acceptable Limits Upper
Th	1	3525189	6	< 5		< 5				80%	120%
Ti	1	3525189	< 0.01	< 0.01	0.0%	< 0.01				80%	120%
Tl	1	3525189	< 5	< 5	0.0%	< 5				80%	120%
U	1	3525189	< 5	< 5	0.0%	< 5				80%	120%
V	1	3525189	6.25	6.95	10.6%	< 0.5				80%	120%
W	1	3525189	< 1	< 1	0.0%	< 1				80%	120%
Y	1	3525189	3	3	0.0%	< 1				80%	120%
Zn	1	3525189	1010	1000	1.0%	< 0.5				80%	120%
Zr	1	3525189	5	5	0.0%	< 5				80%	120%
Aqua Regia Digest - Metals Package, ICP-OES finish (201073)											
Ag	1	3525217	1.6	1.5	6.5%	< 0.2				80%	120%
Al	1	3525217	0.74	0.76	2.7%	< 0.01				80%	120%
As	1	3525217	1600	1460	9.2%	< 1				80%	120%
B	1	3525217	< 5	< 5	0.0%	< 5				80%	120%
Ba	1	3525217	152	158	3.9%	< 1				80%	120%
Be	1	3525217	0.9	0.9	0.0%	< 0.5	0.5	0.4	114%	80%	120%
Bi	1	3525217	< 1	< 1	0.0%	< 1				80%	120%
Ca	1	3525217	0.440	0.458	4.0%	< 0.01				80%	120%
Cd	1	3525217	5.29	4.30	20.6%	< 0.5				80%	120%
Ce	1	3525217	29	26	10.9%	< 1				80%	120%
Co	1	3525217	7.29	6.70	8.4%	< 0.5				80%	120%
Cr	1	3525217	39.4	39.7	0.8%	< 0.5				80%	120%
Cu	1	3525217	14.1	12.4	12.8%	< 0.5	3945	3800	103%	80%	120%
Fe	1	3525217	2.51	2.59	3.1%	< 0.01				80%	120%
Ga	1	3525217	< 5	< 5	0.0%	< 5				80%	120%
Hg	1	3525217	< 1	< 1	0.0%	< 1				80%	120%
In	1	3525217	< 1	< 1	0.0%	< 1				80%	120%
K	1	3525217	0.315	0.323	2.5%	< 0.01				80%	120%
La	1	3525217	13	12	8.0%	< 1				80%	120%
Li	1	3525217	3	3	0.0%	< 1				80%	120%
Mg	1	3525217	0.334	0.362	8.0%	< 0.01				80%	120%
Mn	1	3525217	751	700	7.0%	< 1				80%	120%
Mo	1	3525217	1.4	1.2	15.4%	< 0.5				80%	120%
Na	1	3525217	0.03	0.03	0.0%	< 0.01				80%	120%
Ni	1	3525217	3.33	3.15	5.6%	< 0.5				80%	120%
P	1	3525217	776	715	8.2%	< 10				80%	120%
Pb	1	3525217	106	97.7	8.1%	< 0.5				80%	120%
Rb	1	3525217	28	25	11.3%	< 10	12	13	89%	80%	120%
S	1	3525217	1.43	1.29	10.3%	< 0.005				80%	120%
Sb	1	3525217	16	10		< 1				80%	120%
Sc	1	3525217	1.23	1.14	7.6%	< 0.5				80%	120%
Se	1	3525217	< 10	< 10	0.0%	< 10				80%	120%
Sn	1	3525217	< 5	< 5	0.0%	< 5				80%	120%
Sr	1	3525217	67.9	73.0	7.2%	< 0.5				80%	120%

Results relate only to the items tested and to all the items tested

AGAT Laboratories

5623 McADAM ROAD
MISSISSAUGA, ONTARIO
CANADA L4Z 1N9
TEL (905)501-9998
FAX (905)501-0589
http://www.agatlabs.com

Quality Assurance

CLIENT NAME: BRIXTON METALS CORPORATION

AGAT WORK ORDER: 12Y621295

PROJECT NO: THORN 2012 Batch # 6

ATTENTION TO: GARY THOMPSON

Solid Analysis (Continued)

RPT Date: Aug 24, 2012		REPLICATE				Method Blank	REFERENCE MATERIAL				
PARAMETER	Batch	Sample Id	Original	Rep #1	RPD		Result Value	Expect Value	Recovery	Acceptable Limits	
										Lower	Upper
Ta	1	3525217	< 10	< 10	0.0%	< 10				80%	120%
Te	1	3525217	< 10	< 10	0.0%	< 10				80%	120%
Th	1	3525217	< 5	< 5	0.0%	< 5				80%	120%
Ti	1	3525217	< 0.01	< 0.01	0.0%	< 0.01	0.07	0.07	102%	80%	120%
Tl	1	3525217	< 5	< 5	0.0%	< 5				80%	120%
U	1	3525217	< 5	< 5	0.0%	< 5				80%	120%
V	1	3525217	14.3	11.9	18.3%	< 0.5				80%	120%
W	1	3525217	< 1	< 1	0.0%	< 1				80%	120%
Y	1	3525217	5	4	22.2%	< 1				80%	120%
Zn	1	3525217	518	470	9.7%	< 0.5				80%	120%
Zr	1	3525217	< 5	< 5	0.0%	< 5				80%	120%

Certified By: Ron Cardinall

Results relate only to the items tested and to all the items tested

AGAT Laboratories

5623 McADAM ROAD
MISSISSAUGA, ONTARIO
CANADA L4Z 1N9
TEL (905)501-9998
FAX (905)501-0589
http://www.agatlabs.com

Method Summary

CLIENT NAME: BRIXTON METALS CORPORATION

AGAT WORK ORDER: 12Y621295

PROJECT NO: THORN 2012 Batch # 6

ATTENTION TO: GARY THOMPSON

PARAMETER	AGAT S.O.P	LITERATURE REFERENCE	ANALYTICAL TECHNIQUE
Solid Analysis			
Ag	MIN-200-12020		ICP/OES
Al	MIN-200-12020		ICP/OES
As	MIN-200-12020		ICP/OES
B	MIN-200-12020		ICP/OES
Ba	MIN-200-12020		ICP/OES
Be	MIN-200-12020		ICP/OES
Bi	MIN-200-12020		ICP/OES
Ca	MIN-200-12020		ICP/OES
Cd	MIN-200-12020		ICP/OES
Ce	MIN-200-12020		ICP/OES
Co	MIN-200-12020		ICP/OES
Cr	MIN-200-12020		ICP/OES
Cu	MIN-200-12020		ICP/OES
Fe	MIN-200-12020		ICP/OES
Ga	MIN-200-12020		ICP/OES
Hg	MIN-200-12020		ICP/OES
In	MIN-200-12020		ICP/OES
K	MIN-200-12020		ICP/OES
La	MIN-200-12020		ICP/OES
Li	MIN-200-12020		ICP/OES
Mg	MIN-200-12020		ICP/OES
Mn	MIN-200-12020		ICP/OES
Mo	MIN-200-12020		ICP/OES
Na	MIN-200-12020		ICP/OES
Ni	MIN-200-12020		ICP/OES
P	MIN-200-12020		ICP/OES
Pb	MIN-200-12020		ICP/OES
Rb	MIN-200-12020		ICP/OES
S	MIN-200-12020		ICP/OES
Sb	MIN-200-12020		ICP/OES
Sc	MIN-200-12020		ICP/OES
Se	MIN-200-12020		ICP/OES
Sn	MIN-200-12020		ICP/OES
Sr	MIN-200-12020		ICP/OES
Ta	MIN-200-12020		ICP/OES
Te	MIN-200-12020		ICP/OES
Th	MIN-200-12020		ICP/OES
Ti	MIN-200-12020		ICP/OES
Tl	MIN-200-12020		ICP/OES
U	MIN-200-12020		ICP/OES
V	MIN-200-12020		ICP/OES
W	MIN-200-12020		ICP/OES
Y	MIN-200-12020		ICP/OES
Zn	MIN-200-12020		ICP/OES
Zr	MIN-200-12020		ICP/OES
Pb-OL	MIN-200-12032		AA
Ag-GRAV	MIN-200-12006		GRAVIMETRIC
Cu-OL	MIN-200-12032		AA
Zn-OL	MIN-200-12032		AA

Results relate only to the items tested and to all the items tested

5623 McADAM ROAD
MISSISSAUGA, ONTARIO
CANADA L4Z 1N9
TEL (905)501-9998
FAX (905)501-0589
http://www.agatlabs.com

Method Summary

CLIENT NAME: BRIXTON METALS CORPORATION

AGAT WORK ORDER: 12Y621295

PROJECT NO: THORN 2012 Batch # 6

ATTENTION TO: GARY THOMPSON

PARAMETER	AGAT S.O.P	LITERATURE REFERENCE	ANALYTICAL TECHNIQUE
Sample Login Weight	MIN-12009		BALANCE
Au	MIN-200-12006	BUGBEE, E: A Textbook of Fire Assaying	ICP-OES

Results relate only to the items tested and to all the items tested

AGAT Laboratories

5623 McADAM ROAD
MISSISSAUGA, ONTARIO
CANADA L4Z 1N9
TEL (905)501-9998
FAX (905)501-0589
http://www.agatlabs.com

CLIENT NAME: BRIXTON METALS CORPORATION
1411-409 GRANVILLE ST.
VANCOUVER, BC V6C1T2
(604) 630-9707

ATTENTION TO: GARY THOMPSON

PROJECT NO: THORN 2012 Batch # 1

AGAT WORK ORDER: 12Y621299

SOLID ANALYSIS REVIEWED BY: David Tye, General Manager, Mining Operations

DATE REPORTED: Aug 29, 2012

PAGES (INCLUDING COVER): 26

Should you require any information regarding this analysis please contact your client services representative at (905) 501-9998

*NOTES
VERSION 2:Final Version

All samples are stored at no charge for 90 days. Please contact the lab if you require additional sample storage time.

Results relate only to the items tested and to all the items tested

AGAT Laboratories
5623 McADAM ROAD
MISSISSAUGA, ONTARIO
CANADA L4Z 1N9
TEL (905)501-9998
FAX (905)501-0589
http://www.agatlabs.com

Certificate of Analysis

AGAT WORK ORDER: 12Y621299

PROJECT NO: THORN 2012 Batch # 1

CLIENT NAME: BRIXTON METALS CORPORATION

ATTENTION TO: GARY THOMPSON

Aqua Regia Digest - Metals Package, ICP-OES finish (201073)

DATE SAMPLED: Jul 17, 2012 | DATE RECEIVED: Jul 13, 2012 | DATE REPORTED: Aug 29, 2012 | SAMPLE TYPE: Drill Core

Analyte:	Ag	Al	As	B	Ba	Be	Bi	Ca	Cd	Ce	Co	Cr	Cu	Fe
Unit:	ppm	%	ppm	ppm	ppm	ppm	ppm	%	ppm	ppm	ppm	ppm	ppm	%
Sample Description RDL:	0.2	0.01	1	5	1	0.5	1	0.01	0.5	1	0.5	0.5	0.5	0.01
E5543360	1.6	1.19	623	<5	133	0.5	<1	1.13	11.2	26	6.4	49.1	7.0	2.95
E5543361	1.3	1.34	432	<5	138	0.6	<1	1.77	5.9	24	6.6	39.6	<0.5	3.00
E5543362	2.8	1.01	506	<5	97	0.7	<1	2.21	8.8	18	6.0	26.2	<0.5	2.86
E5543363	17.4	1.01	893	<5	125	0.6	<1	1.58	79.6	18	5.8	38.5	3.5	3.59
E5543364	2.4	0.61	351	<5	159	0.7	<1	2.66	2.8	18	5.1	58.2	<0.5	2.88
E5543365	4.6	0.61	2270	<5	92	0.7	<1	0.83	8.1	18	6.6	42.6	10.1	3.84
E5543366	5.6	0.65	2560	<5	137	0.7	<1	0.62	10.2	24	7.4	46.1	15.0	3.51
E5543367	2.9	0.55	1110	<5	136	0.8	<1	1.65	3.3	26	5.8	32.8	1.0	2.83
E5543368	2.0	0.47	1270	<5	104	0.8	<1	1.50	3.2	30	6.1	31.3	0.9	2.97
E5543369	2.9	0.64	1110	<5	122	0.8	<1	1.02	4.2	27	5.7	57.6	3.3	4.37
E5543370	2.9	0.51	857	<5	105	0.7	<1	0.87	10.0	28	6.4	33.0	<0.5	3.72
E5543371	1.2	0.65	617	<5	134	0.8	<1	1.36	<0.5	24	5.6	45.0	<0.5	3.93
E5543372	0.8	0.41	523	<5	63	0.9	<1	2.20	<0.5	16	6.0	24.0	<0.5	3.75
E5543373	1.6	0.48	534	<5	56	0.9	<1	1.67	1.0	15	5.6	33.1	<0.5	4.41
E5543374	<0.2	0.68	3	<5	84	1.4	<1	1.01	1.2	43	15.2	47.3	9.4	2.65
E5543375	2.9	0.71	1460	<5	138	0.7	<1	0.68	6.1	22	9.6	46.0	32.1	3.39
E5543376	3.1	0.60	2340	<5	132	0.8	<1	1.33	7.2	27	7.6	30.5	21.1	2.84
E5543377	4.7	0.70	2060	<5	143	0.8	<1	1.56	11.9	24	7.7	39.2	35.6	3.25
E5543378	5.0	0.96	1110	<5	57	0.7	<1	0.72	13.0	29	7.9	35.5	30.1	3.91
E5543379	0.6	4.02	48	10	537	1.0	<1	5.06	<0.5	57	24.6	81.3	38.4	6.11
E5543380	0.5	4.05	28	10	777	1.1	<1	5.62	<0.5	53	28.8	91.0	37.2	6.55
E5543381	0.4	3.87	75	9	812	1.1	<1	4.89	<0.5	59	25.3	71.8	37.7	6.41
E5543382	3.6	0.91	3160	<5	54	0.6	<1	1.48	10.0	24	8.2	32.6	32.3	4.40
E5543383	3.4	0.86	3150	<5	112	0.5	<1	1.08	10.1	26	7.4	30.6	26.9	3.69
E5543384	4.3	0.64	3200	10	107	0.5	3	0.97	7.5	34	9.5	37.3	31.8	3.61
E5543385	5.1	0.78	4070	7	133	<0.5	3	1.04	9.5	26	7.9	34.3	33.9	3.77
E5543386	>100	0.38	1210	<5	21	<0.5	63	1.73	444	5	29.1	12.4	>10000	16.5
E5543387	9.6	0.85	4400	<5	49	0.5	<1	1.45	15.2	21	8.6	34.9	247	5.18
E5543388	8.0	0.68	2650	7	105	0.5	3	0.89	6.4	26	8.2	37.2	48.5	3.53
E5543389	5.6	0.84	2060	<5	112	0.5	<1	1.54	6.3	24	6.8	32.7	32.7	3.94
E5543390	4.6	0.98	913	<5	172	0.6	<1	1.35	7.5	34	9.7	34.7	21.1	3.02
E5543391	0.2	0.92	8	<5	122	1.4	<1	1.24	<0.5	36	15.4	57.1	18.2	3.21

Certified By:

Results relate only to the items tested and to all the items tested

AGAT Laboratories

5623 McADAM ROAD
MISSISSAUGA, ONTARIO
CANADA L4Z 1N9
TEL (905)501-9998
FAX (905)501-0589
http://www.agatlabs.com

Certificate of Analysis

AGAT WORK ORDER: 12Y621299

PROJECT NO: THORN 2012 Batch # 1

CLIENT NAME: BRIXTON METALS CORPORATION

ATTENTION TO: GARY THOMPSON

Aqua Regia Digest - Metals Package, ICP-OES finish (201073)

DATE SAMPLED: Jul 17, 2012 | DATE RECEIVED: Jul 13, 2012 | DATE REPORTED: Aug 29, 2012 | SAMPLE TYPE: Drill Core

Analyte:	Ag	Al	As	B	Ba	Be	Bi	Ca	Cd	Ce	Co	Cr	Cu	Fe
Unit:	ppm	%	ppm	ppm	ppm	ppm	ppm	%	ppm	ppm	ppm	ppm	ppm	%
Sample Description RDL:	0.2	0.01	1	5	1	0.5	1	0.01	0.5	1	0.5	0.5	0.5	0.01
E5543392	4.4	0.68	1340	<5	128	0.5	<1	1.00	4.0	26	14.4	32.0	21.8	2.71
E5543393	3.6	0.95	991	<5	135	<0.5	<1	1.42	1.9	26	8.7	31.7	17.6	3.13
E5543394	4.4	0.98	1320	<5	139	<0.5	<1	1.26	4.0	28	9.0	31.6	29.6	3.47
E5543395	3.9	1.04	1060	<5	150	<0.5	<1	1.21	2.9	27	8.3	33.2	25.7	3.18
E5543396	7.0	0.71	2280	<5	129	<0.5	<1	0.91	21.7	23	7.3	32.7	29.5	3.22
E5543397	1.5	1.27	225	<5	182	<0.5	<1	2.69	<0.5	35	8.1	28.3	25.0	2.73
E5543398	1.1	1.33	44	<5	154	0.5	<1	3.10	<0.5	34	7.2	25.1	19.3	2.78
E5543399	2.7	1.13	133	5	138	<0.5	<1	2.87	1.4	28	9.3	26.2	25.7	3.27
E5543400	0.7	1.08	163	<5	137	<0.5	2	2.85	2.1	18	8.1	20.0	11.7	3.18
E5543401	3.0	1.12	1940	<5	170	0.5	2	1.94	27.9	15	8.0	28.5	25.3	3.55
E5543402	2.1	0.79	1950	<5	170	0.7	2	1.63	7.9	19	5.3	23.6	11.4	2.71
E5543403	6.1	0.83	3360	<5	174	0.6	3	0.99	25.4	19	6.0	31.4	34.4	3.42
E5543404	8.2	0.82	4530	<5	174	0.6	4	1.22	28.3	17	7.5	33.5	36.7	4.27
E5543405	<0.2	1.52	24	<5	192	0.8	4	1.96	<0.5	43	17.0	57.5	16.8	4.37
E5543406	13.0	0.57	5320	<5	103	<0.5	4	0.98	22.4	12	7.3	28.6	51.5	4.12
E5543407	8.6	0.74	4240	<5	161	0.6	6	1.67	9.9	10	7.3	28.0	36.5	4.38
E5543408	7.1	0.62	4050	<5	134	0.6	5	1.09	29.3	12	6.9	31.5	27.0	4.04
E5543409	7.3	0.65	3670	<5	156	0.5	3	1.04	18.4	12	7.8	11.2	26.9	4.07
E5543310	6.2	0.53	2550	<5	128	0.5	3	0.92	31.3	13	7.0	10.9	21.7	4.05
E5543311	9.9	0.58	3050	<5	136	0.6	3	0.97	35.7	12	7.2	8.6	28.7	3.25
E5543312	10.4	0.61	2880	<5	141	0.5	4	1.11	43.6	15	7.6	9.8	30.2	3.50
E5543313	52.9	0.52	2460	<5	114	<0.5	4	0.27	7.1	21	5.7	9.6	106	3.96
E5543314	33.9	0.47	1600	<5	110	<0.5	3	0.26	8.1	24	5.9	8.3	65.1	3.63
E5543315	>100	0.66	6600	<5	129	0.6	10	0.63	33.1	16	6.3	9.3	233	6.51
E5543316	25.3	0.55	4980	<5	115	<0.5	3	0.28	26.8	20	5.7	9.2	66.9	3.86
E5543317	>100	0.70	6980	<5	128	0.5	12	1.11	198	12	6.2	11.4	665	6.69
E5543318	>100	0.46	6810	<5	69	<0.5	16	0.68	47.8	<1	6.2	7.3	1020	8.05
E5543319	>100	0.34	4340	<5	36	<0.5	12	1.26	59.0	<1	5.6	7.0	477	9.17
E5543320	>100	0.41	4420	<5	66	<0.5	9	0.55	64.2	<1	6.4	8.0	400	7.01
E5543321	>100	0.41	3570	<5	34	<0.5	24	1.45	77.4	<1	6.3	8.8	1230	9.39
E5543322	30.8	0.46	4240	<5	96	0.5	4	0.71	7.9	14	5.3	9.3	137	3.10
E5543323	14.2	0.47	2420	<5	94	0.5	3	0.72	7.4	13	5.0	7.4	23.1	2.33

Certified By:

Results relate only to the items tested and to all the items tested

AGAT Laboratories
5623 McADAM ROAD
MISSISSAUGA, ONTARIO
CANADA L4Z 1N9
TEL (905)501-9998
FAX (905)501-0589
http://www.agatlabs.com

Certificate of Analysis

AGAT WORK ORDER: 12Y621299

PROJECT NO: THORN 2012 Batch # 1

CLIENT NAME: BRIXTON METALS CORPORATION

ATTENTION TO: GARY THOMPSON

Aqua Regia Digest - Metals Package, ICP-OES finish (201073)

DATE SAMPLED: Jul 17, 2012 | DATE RECEIVED: Jul 13, 2012 | DATE REPORTED: Aug 29, 2012 | SAMPLE TYPE: Drill Core

Analyte:	Ag	Al	As	B	Ba	Be	Bi	Ca	Cd	Ce	Co	Cr	Cu	Fe
Unit:	ppm	%	ppm	ppm	ppm	ppm	ppm	%	ppm	ppm	ppm	ppm	ppm	%
Sample Description RDL:	0.2	0.01	1	5	1	0.5	1	0.01	0.5	1	0.5	0.5	0.5	0.01
E5543324	50.5	0.43	2520	<5	67	<0.5	5	0.72	19.5	16	9.4	11.0	68.8	5.15
E5543325	>100	0.37	4630	<5	38	<0.5	15	1.28	45.2	<1	5.4	8.2	364	11.1
E5543326	<0.2	0.86	16	<5	110	0.5	2	1.20	<0.5	18	12.3	31.1	14.2	2.99
E5543327	94.2	0.33	3090	<5	53	<0.5	5	0.72	17.8	6	7.1	9.5	119	5.38
E5543328	>100	0.42	7530	<5	71	<0.5	11	1.19	25.5	<1	6.6	10.2	353	8.61
E5543329	>100	0.35	6640	5	24	<0.5	17	3.22	47.6	<1	4.5	7.9	208	15.2
E5543330	>100	0.33	6510	7	18	<0.5	13	3.24	49.1	<1	4.2	6.2	215	15.2
E5543331	NRC	NRC	NRC	NRC	NRC	NRC	NRC	NRC	NRC	NRC	NRC	NRC	NRC	NRC
E5543332	91.3	0.32	7670	5	27	<0.5	9	2.36	47.3	<1	4.6	7.6	192	10.5
E5543333	51.2	0.49	4990	<5	71	<0.5	1	0.81	11.4	20	6.8	3.8	192	3.53
E5543334	>100	0.63	1640	<5	82	0.5	3	0.48	12.7	19	7.8	15.0	253	4.44
E5543335	>100	0.48	3540	<5	68	<0.5	9	1.56	145	<1	6.9	4.2	267	8.42
E5543336	>100	0.30	999	8	7	<0.5	52	1.83	472	<1	26.2	14.1	>10000	16.0
E5543337	>100	0.47	842	<5	74	<0.5	4	0.31	16.3	18	7.0	12.5	157	4.08
E5543338	>100	0.39	2210	<5	63	<0.5	9	0.52	34.6	6	7.7	3.6	487	6.00
E5543339	>100	0.50	2670	<5	50	0.6	10	0.92	45.9	3	6.5	12.0	501	5.81
E5543340	>100	0.35	2670	<5	14	<0.5	15	0.56	62.1	7	6.3	2.0	474	6.87
E5543341	>100	0.35	2430	<5	19	<0.5	19	0.70	156	4	6.0	10.1	485	7.16
E5543342	>100	0.36	1730	<5	57	<0.5	6	0.81	80.7	15	5.0	2.7	211	3.73
E5543343	>100	0.43	1860	<5	63	<0.5	6	0.86	86.1	18	5.4	11.8	227	3.94
E5543344	>100	0.46	2860	<5	18	0.5	18	0.51	356	4	6.1	3.0	444	7.80
E5543345	>100	0.38	3260	<5	37	<0.5	9	0.51	396	20	7.3	10.7	294	3.83
E5543346	>100	0.30	4210	<5	19	<0.5	22	1.05	1030	<1	5.5	3.7	977	8.00
E5543347	>100	0.40	1540	<5	54	<0.5	7	1.03	164	9	6.2	16.0	382	5.66
E5543348	0.6	0.96	14	<5	98	0.6	4	2.57	0.9	35	14.1	20.8	16.4	3.32
E5543349	>100	0.30	3750	<5	13	<0.5	36	0.55	342	<1	6.3	11.3	1800	7.54
E5543350	>100	0.43	2830	<5	34	<0.5	9	0.48	210	7	6.9	2.9	583	6.62
E5543351	>100	0.40	1710	<5	48	<0.5	6	0.45	233	12	7.6	12.0	423	4.90
E5543352	>100	0.37	2620	<5	23	<0.5	9	1.07	307	8	6.1	2.8	528	5.31
E5543353	>100	0.33	1050	<5	9	<0.5	56	1.01	465	<1	27.1	14.2	>10000	16.4
E5543354	>100	0.41	2610	<5	26	<0.5	13	0.66	441	9	5.9	11.8	487	5.33
E5543355	>100	0.40	2330	<5	21	0.5	10	1.33	430	7	5.9	2.4	582	4.72

Certified By:

Results relate only to the items tested and to all the items tested

AGAT Laboratories

5623 McADAM ROAD
MISSISSAUGA, ONTARIO
CANADA L4Z 1N9
TEL (905)501-9998
FAX (905)501-0589
http://www.agatlabs.com

Certificate of Analysis

AGAT WORK ORDER: 12Y621299

PROJECT NO: THORN 2012 Batch # 1

CLIENT NAME: BRIXTON METALS CORPORATION

ATTENTION TO: GARY THOMPSON

Aqua Regia Digest - Metals Package, ICP-OES finish (201073)

DATE SAMPLED: Jul 17, 2012 | DATE RECEIVED: Jul 13, 2012 | DATE REPORTED: Aug 29, 2012 | SAMPLE TYPE: Drill Core

Analyte:	Ag	Al	As	B	Ba	Be	Bi	Ca	Cd	Ce	Co	Cr	Cu	Fe
Unit:	ppm	%	ppm	ppm	ppm	ppm	ppm	%	ppm	ppm	ppm	ppm	ppm	%
Sample Description RDL:	0.2	0.01	1	5	1	0.5	1	0.01	0.5	1	0.5	0.5	0.5	0.01
E5543356	>100	0.67	1190	<5	30	0.5	10	0.97	123	16	7.7	14.8	324	4.57
E5543357	55.6	0.80	1220	<5	82	0.7	4	2.20	132	25	9.5	4.2	289	3.94
E5543358	76.7	0.88	1160	<5	69	0.7	5	2.44	307	33	10.6	9.3	551	4.05
E5543359	68.1	0.54	4180	<5	96	<0.5	3	1.94	259	21	6.2	3.4	480	3.03
E5543560	72.1	0.53	2380	<5	62	0.5	5	1.28	128	21	6.0	10.3	394	3.10
E5543561	>100	0.46	3730	<5	25	<0.5	12	1.45	390	5	6.8	2.8	1250	5.42
E5543562	7.4	0.58	5190	<5	69	<0.5	3	1.77	25.9	20	7.9	11.6	13.8	3.20
E5543563	2.2	0.56	3130	<5	138	0.5	1	3.12	2.6	21	6.8	4.1	9.3	2.79
E5543564	16.4	0.56	>10000	<5	51	0.5	5	0.98	43.9	13	8.1	11.4	41.4	4.24
E5543565	13.3	0.40	>10000	<5	59	<0.5	7	1.13	63.3	5	7.2	3.3	40.9	4.39
E5543566	11.9	0.33	1100	<5	37	<0.5	2	0.44	65.7	9	6.3	9.2	26.0	4.07
E5543567	27.4	0.53	1420	<5	59	<0.5	7	0.72	57.3	9	6.8	4.1	55.0	4.96
E5543568	28.8	0.44	1410	<5	49	<0.5	7	0.71	58.3	6	6.5	12.6	56.4	4.75

Certified By:



Results relate only to the items tested and to all the items tested

AGAT Laboratories
5623 McADAM ROAD
MISSISSAUGA, ONTARIO
CANADA L4Z 1N9
TEL (905)501-9998
FAX (905)501-0589
http://www.agatlabs.com

Certificate of Analysis

AGAT WORK ORDER: 12Y621299

PROJECT NO: THORN 2012 Batch # 1

CLIENT NAME: BRIXTON METALS CORPORATION

ATTENTION TO: GARY THOMPSON

Aqua Regia Digest - Metals Package, ICP-OES finish (201073)

DATE SAMPLED: Jul 17, 2012 | DATE RECEIVED: Jul 13, 2012 | DATE REPORTED: Aug 29, 2012 | SAMPLE TYPE: Drill Core

Analyte:	Ga	Hg	In	K	La	Li	Mg	Mn	Mo	Na	Ni	P	Pb	Rb
Unit:	ppm	ppm	ppm	%	ppm	ppm	%	ppm	ppm	%	ppm	ppm	ppm	ppm
Sample Description RDL:	5	1	1	0.01	1	1	0.01	1	0.5	0.01	0.5	10	0.5	10
E5543360	7	<1	<1	0.20	12	11	0.75	2620	1.4	0.03	2.9	793	176	14
E5543361	5	<1	<1	0.24	11	12	0.85	2640	1.5	0.03	2.2	764	143	19
E5543362	<5	<1	<1	0.19	8	9	0.89	3150	1.7	0.02	2.0	781	348	16
E5543363	6	<1	<1	0.24	8	7	0.79	3140	2.1	0.03	2.3	741	3240	19
E5543364	<5	<1	<1	0.27	8	2	0.82	3280	1.0	0.04	3.1	769	157	20
E5543365	<5	<1	<1	0.23	8	2	0.36	4950	4.8	0.01	4.5	828	413	17
E5543366	5	<1	<1	0.25	11	2	0.30	5300	4.5	0.01	5.3	896	458	22
E5543367	5	<1	<1	0.24	12	1	0.64	7330	2.2	0.02	2.6	813	256	16
E5543368	6	<1	<1	0.20	14	1	0.58	5730	3.3	0.01	2.5	790	110	19
E5543369	5	<1	<1	0.27	13	2	0.43	8240	3.6	0.02	2.5	671	269	20
E5543370	<5	<1	<1	0.23	13	<1	0.32	6980	3.0	0.01	2.4	802	368	18
E5543371	<5	<1	<1	0.31	11	1	0.49	7560	2.0	0.02	2.3	827	40.1	22
E5543372	<5	<1	<1	0.21	7	<1	0.75	6180	2.6	0.01	2.1	976	33.5	14
E5543373	<5	<1	<1	0.23	7	1	0.59	8460	2.1	0.01	2.6	875	91.9	15
E5543374	6	<1	<1	0.08	15	2	0.58	561	0.7	0.19	36.2	1990	0.8	<10
E5543375	<5	<1	<1	0.28	12	2	0.31	5540	5.2	0.01	10.0	854	328	21
E5543376	<5	<1	<1	0.23	12	2	0.55	2900	3.2	0.01	8.3	755	310	21
E5543377	<5	<1	<1	0.28	10	3	0.65	2140	6.9	0.02	10.4	725	558	24
E5543378	<5	<1	<1	0.32	13	7	0.43	1340	2.7	0.02	6.9	917	449	24
E5543379	16	<1	<1	0.10	23	54	3.18	1710	0.6	0.44	59.0	3180	2.8	<10
E5543380	15	<1	<1	0.10	21	57	3.29	1540	0.8	0.42	77.4	3160	1.7	<10
E5543381	16	<1	<1	0.08	24	57	3.30	1740	0.8	0.38	65.3	3080	2.9	<10
E5543382	<5	<1	1	0.31	10	5	0.42	913	8.2	0.02	8.0	876	483	25
E5543383	<5	<1	<1	0.32	11	3	0.38	1100	3.2	0.02	6.8	862	435	26
E5543384	6	<1	<1	0.28	16	2	0.29	1150	1.7	0.02	7.1	1070	362	26
E5543385	6	<1	<1	0.28	12	3	0.45	1100	1.9	0.01	6.2	885	455	27
E5543386	18	17	3	0.09	2	3	0.80	424	34.5	<0.01	50.9	364	>10000	10
E5543387	<5	<1	<1	0.31	9	3	0.44	1040	3.6	0.01	9.7	890	751	23
E5543388	<5	<1	<1	0.28	12	2	0.26	798	1.8	0.02	7.1	870	486	26
E5543389	<5	<1	<1	0.26	11	4	0.64	1440	2.1	0.01	5.2	820	441	22
E5543390	<5	<1	<1	0.36	16	3	0.41	1640	1.4	0.02	5.6	1020	250	31
E5543391	5	<1	<1	0.11	13	2	0.71	498	<0.5	0.24	38.2	1990	1.7	<10

Certified By:

Results relate only to the items tested and to all the items tested

AGAT Laboratories
5623 McADAM ROAD
MISSISSAUGA, ONTARIO
CANADA L4Z 1N9
TEL (905)501-9998
FAX (905)501-0589
http://www.agatlabs.com

Certificate of Analysis

AGAT WORK ORDER: 12Y621299

PROJECT NO: THORN 2012 Batch # 1

CLIENT NAME: BRIXTON METALS CORPORATION

ATTENTION TO: GARY THOMPSON

Aqua Regia Digest - Metals Package, ICP-OES finish (201073)

DATE SAMPLED: Jul 17, 2012 | DATE RECEIVED: Jul 13, 2012 | DATE REPORTED: Aug 29, 2012 | SAMPLE TYPE: Drill Core

Analyte:	Ga	Hg	In	K	La	Li	Mg	Mn	Mo	Na	Ni	P	Pb	Rb
Unit:	ppm	ppm	ppm	%	ppm	ppm	%	ppm	ppm	%	ppm	ppm	ppm	ppm
Sample Description RDL:	5	1	1	0.01	1	1	0.01	1	0.5	0.01	0.5	10	0.5	10
E5543392	<5	<1	<1	0.27	15	2	0.24	843	7.1	0.02	5.7	982	211	20
E5543393	<5	<1	<1	0.28	12	5	0.54	1740	<0.5	0.03	4.8	939	140	22
E5543394	<5	<1	1	0.30	13	5	0.47	1940	1.0	0.02	5.9	981	218	23
E5543395	<5	<1	<1	0.33	12	4	0.44	1830	0.8	0.02	5.1	915	172	26
E5543396	<5	<1	<1	0.26	10	2	0.32	866	2.0	0.02	5.9	839	432	24
E5543397	7	<1	<1	0.33	17	8	0.75	2030	0.9	0.03	3.6	974	63.6	28
E5543398	5	<1	<1	0.31	17	10	0.94	1840	<0.5	0.03	3.3	967	30.0	28
E5543399	6	<1	<1	0.30	13	7	0.99	2470	<0.5	0.03	5.1	1020	176	27
E5543400	<5	<1	<1	0.26	12	9	1.18	2530	1.9	0.03	3.2	870	60.7	29
E5543401	<5	<1	<1	0.33	10	7	0.82	2020	2.4	0.03	3.0	852	206	30
E5543402	<5	<1	4	0.33	12	3	0.52	6720	2.1	0.02	1.5	716	194	29
E5543403	<5	<1	<1	0.36	13	3	0.40	1030	2.7	0.02	2.2	703	495	31
E5543404	<5	<1	3	0.38	13	2	0.46	1060	5.3	0.02	4.2	815	659	33
E5543405	5	<1	3	0.21	18	4	1.06	670	2.1	0.44	38.6	2410	6.0	16
E5543406	<5	<1	<1	0.31	10	<1	0.28	740	3.5	0.02	4.6	789	804	24
E5543407	<5	<1	2	0.40	9	1	0.49	1310	3.2	0.02	4.6	798	400	33
E5543408	<5	<1	1	0.35	10	<1	0.31	715	5.5	0.01	3.8	746	369	29
E5543409	<5	<1	<1	0.36	9	<1	0.30	636	4.1	0.01	5.8	815	310	28
E5543310	<5	<1	<1	0.30	10	<1	0.26	554	2.2	0.01	4.3	728	295	24
E5543311	<5	<1	3	0.32	11	<1	0.24	468	4.4	0.01	3.5	836	232	28
E5543312	<5	<1	3	0.34	13	<1	0.30	502	3.8	0.02	3.0	883	204	31
E5543313	<5	<1	<1	0.31	18	<1	0.04	44	7.1	<0.01	1.0	696	752	24
E5543314	<5	<1	<1	0.29	16	<1	0.04	43	7.7	<0.01	1.1	681	526	23
E5543315	<5	<1	<1	0.37	16	<1	0.18	331	6.6	0.01	<0.5	706	2670	29
E5543316	<5	<1	2	0.31	14	<1	0.05	69	3.7	0.02	1.3	712	542	24
E5543317	<5	<1	6	0.39	14	<1	0.28	445	7.1	0.03	1.3	736	9920	33
E5543318	<5	<1	2	0.27	13	<1	0.18	318	4.0	0.03	0.7	657	6490	26
E5543319	<5	<1	2	0.21	9	<1	0.33	589	3.9	0.02	<0.5	616	4860	21
E5543320	<5	<1	6	0.24	11	<1	0.11	215	3.3	0.01	3.4	591	4730	21
E5543321	<5	<1	9	0.24	11	<1	0.42	414	2.6	0.01	2.3	579	>10000	24
E5543322	<5	<1	1	0.29	11	<1	0.10	213	2.8	0.01	1.3	641	639	26
E5543323	<5	<1	<1	0.29	10	<1	0.08	196	1.2	0.01	1.7	684	487	28

Certified By:

Results relate only to the items tested and to all the items tested

AGAT Laboratories

5623 McADAM ROAD
MISSISSAUGA, ONTARIO
CANADA L4Z 1N9
TEL (905)501-9998
FAX (905)501-0589
http://www.agatlabs.com

Certificate of Analysis

AGAT WORK ORDER: 12Y621299

PROJECT NO: THORN 2012 Batch # 1

CLIENT NAME: BRIXTON METALS CORPORATION

ATTENTION TO: GARY THOMPSON

Aqua Regia Digest - Metals Package, ICP-OES finish (201073)

DATE SAMPLED: Jul 17, 2012 | DATE RECEIVED: Jul 13, 2012 | DATE REPORTED: Aug 29, 2012 | SAMPLE TYPE: Drill Core

Analyte:	Ga	Hg	In	K	La	Li	Mg	Mn	Mo	Na	Ni	P	Pb	Rb
Unit:	ppm	ppm	ppm	%	ppm	ppm	%	ppm	ppm	%	ppm	ppm	ppm	ppm
Sample Description RDL:	5	1	1	0.01	1	1	0.01	1	0.5	0.01	0.5	10	0.5	10
E5543324	<5	<1	<1	0.27	17	<1	0.15	185	1.9	0.01	6.4	888	1600	24
E5543325	<5	<1	11	0.23	8	<1	0.39	363	1.1	0.01	<0.5	615	7150	23
E5543326	<5	<1	4	0.10	9	2	0.59	429	0.9	0.27	27.9	1330	13.2	<10
E5543327	<5	<1	3	0.21	12	<1	0.17	188	2.5	0.01	1.7	831	4610	18
E5543328	<5	<1	<1	0.27	13	<1	0.35	315	2.3	0.02	1.5	714	5800	26
E5543329	8	<1	2	0.21	5	<1	1.04	946	2.0	0.02	<0.5	493	8490	28
E5543330	8	<1	2	0.20	4	<1	1.01	938	2.0	0.02	<0.5	407	8290	27
E5543331	NRC	NRC	NRC	NRC	NRC	NRC	NRC	NRC	NRC	NRC	NRC	NRC	NRC	NRC
E5543332	<5	<1	1	0.20	7	<1	0.98	613	3.8	0.02	<0.5	492	5720	23
E5543333	<5	<1	2	0.29	16	<1	0.05	206	2.7	0.02	3.6	684	557	26
E5543334	<5	<1	4	0.36	16	<1	0.06	116	1.8	0.03	3.3	812	1980	29
E5543335	5	<1	<1	0.28	11	<1	0.51	565	1.5	0.03	2.7	670	8830	28
E5543336	15	15	6	0.06	<1	3	0.79	425	35.4	<0.01	50.6	379	>10000	<10
E5543337	<5	<1	<1	0.28	16	<1	0.05	61	1.3	0.03	2.3	805	3660	21
E5543338	<5	<1	3	0.24	13	<1	0.11	154	3.4	0.03	2.8	733	6500	21
E5543339	<5	<1	3	0.30	12	<1	0.27	302	1.9	0.03	2.8	685	9080	29
E5543340	<5	<1	1	0.23	11	<1	0.12	196	2.8	0.02	2.3	591	>10000	17
E5543341	<5	<1	1	0.23	11	<1	0.19	257	0.7	0.03	2.4	567	>10000	19
E5543342	<5	<1	4	0.23	12	<1	0.18	249	0.7	0.02	1.6	644	7440	20
E5543343	<5	<1	2	0.27	13	<1	0.19	269	3.1	0.02	2.0	686	8020	23
E5543344	<5	1	5	0.28	11	<1	0.11	194	4.1	0.02	0.7	556	>10000	24
E5543345	<5	<1	9	0.25	14	<1	0.05	213	1.6	0.02	4.6	756	6760	19
E5543346	9	3	29	0.19	8	<1	0.26	511	0.6	0.02	1.3	526	>10000	18
E5543347	<5	<1	9	0.24	11	<1	0.26	424	2.4	0.04	1.5	641	>10000	19
E5543348	<5	<1	<1	0.09	14	2	0.81	459	1.1	0.27	30.1	1970	55.4	11
E5543349	<5	<1	17	0.20	10	<1	0.07	259	2.9	0.02	1.5	665	>10000	17
E5543350	<5	<1	3	0.27	11	<1	0.06	185	2.1	0.02	2.4	579	>10000	20
E5543351	<5	<1	3	0.25	11	<1	0.08	203	3.9	0.02	2.2	532	3660	18
E5543352	<5	<1	<1	0.23	10	<1	0.30	501	2.0	0.02	1.4	652	9430	19
E5543353	12	15	<1	0.07	<1	3	0.81	419	35.0	<0.01	48.7	363	>10000	<10
E5543354	<5	2	1	0.25	10	<1	0.16	374	0.7	0.02	1.5	654	8020	20
E5543355	<5	1	3	0.24	9	<1	0.46	689	1.2	0.01	1.5	642	8400	22

Certified By:

Results relate only to the items tested and to all the items tested

AGAT Laboratories

5623 McADAM ROAD
MISSISSAUGA, ONTARIO
CANADA L4Z 1N9
TEL (905)501-9998
FAX (905)501-0589
http://www.agatlabs.com

Certificate of Analysis

AGAT WORK ORDER: 12Y621299

PROJECT NO: THORN 2012 Batch # 1

CLIENT NAME: BRIXTON METALS CORPORATION

ATTENTION TO: GARY THOMPSON

Aqua Regia Digest - Metals Package, ICP-OES finish (201073)

DATE SAMPLED: Jul 17, 2012 | DATE RECEIVED: Jul 13, 2012 | DATE REPORTED: Aug 29, 2012 | SAMPLE TYPE: Drill Core

Analyte:	Ga	Hg	In	K	La	Li	Mg	Mn	Mo	Na	Ni	P	Pb	Rb
Unit:	ppm	ppm	ppm	%	ppm	ppm	%	ppm	ppm	%	ppm	ppm	ppm	ppm
Sample Description RDL:	5	1	1	0.01	1	1	0.01	1	0.5	0.01	0.5	10	0.5	10
E5543356	<5	<1	3	0.38	12	<1	0.26	503	3.3	0.01	3.1	868	7340	33
E5543357	<5	<1	2	0.43	15	1	0.31	632	3.1	0.02	4.4	1120	2400	40
E5543358	<5	<1	4	0.46	18	1	0.73	1450	1.5	0.02	5.6	1720	3150	44
E5543359	<5	<1	1	0.34	13	<1	0.33	665	2.8	<0.01	3.1	801	3490	31
E5543560	<5	<1	<1	0.33	13	<1	0.21	459	3.2	<0.01	2.9	799	4180	28
E5543561	<5	<1	<1	0.28	9	<1	0.47	1160	1.7	<0.01	2.3	660	7000	25
E5543562	<5	<1	3	0.33	13	<1	0.43	2660	1.1	0.02	3.4	859	592	29
E5543563	<5	<1	<1	0.31	13	<1	0.85	4610	1.3	0.02	2.7	848	85.8	33
E5543564	<5	<1	3	0.31	11	<1	0.25	1160	2.5	<0.01	3.8	894	715	26
E5543565	<5	<1	<1	0.24	7	<1	0.28	1400	2.2	0.01	3.2	777	536	20
E5543566	<5	<1	<1	0.21	8	<1	0.08	307	2.5	0.01	2.4	734	423	15
E5543567	<5	<1	<1	0.31	10	<1	0.21	511	1.7	0.02	2.2	809	1320	25
E5543568	<5	<1	3	0.27	9	<1	0.19	515	3.3	0.02	2.2	769	1370	24

Certified By:

Results relate only to the items tested and to all the items tested

AGAT Laboratories
5623 McADAM ROAD
MISSISSAUGA, ONTARIO
CANADA L4Z 1N9
TEL (905)501-9998
FAX (905)501-0589
http://www.agatlabs.com

Certificate of Analysis

AGAT WORK ORDER: 12Y621299

PROJECT NO: THORN 2012 Batch # 1

CLIENT NAME: BRIXTON METALS CORPORATION

ATTENTION TO: GARY THOMPSON

Aqua Regia Digest - Metals Package, ICP-OES finish (201073)

DATE SAMPLED: Jul 17, 2012 | DATE RECEIVED: Jul 13, 2012 | DATE REPORTED: Aug 29, 2012 | SAMPLE TYPE: Drill Core

Analyte:	S	Sb	Sc	Se	Sn	Sr	Ta	Te	Th	Ti	Tl	U	V	W
Unit:	%	ppm	ppm	ppm	ppm	ppm	ppm	ppm	ppm	%	ppm	ppm	ppm	ppm
Sample Description RDL:	0.005	1	0.5	10	5	0.5	10	10	5	0.01	5	5	0.5	1
E5543360	1.30	16	1.2	<10	<5	73.0	<10	<10	<5	<0.01	<5	<5	21.1	<1
E5543361	1.17	11	1.4	<10	<5	145	<10	<10	<5	<0.01	<5	<5	21.9	<1
E5543362	1.46	13	1.6	<10	<5	156	<10	<10	<5	<0.01	<5	<5	19.4	<1
E5543363	2.52	38	1.6	<10	<5	157	<10	<10	<5	<0.01	<5	<5	18.8	<1
E5543364	1.75	29	1.7	<10	<5	97.1	<10	<10	<5	<0.01	<5	<5	18.1	<1
E5543365	2.92	48	1.2	<10	<5	52.3	<10	<10	<5	<0.01	<5	<5	9.3	<1
E5543366	3.17	53	1.2	<10	<5	44.3	<10	<10	<5	<0.01	<5	<5	11.0	<1
E5543367	1.51	25	1.6	<10	<5	85.7	<10	<10	<5	<0.01	<5	<5	11.0	<1
E5543368	2.51	26	1.8	<10	<5	74.2	<10	<10	<5	<0.01	<5	<5	16.2	<1
E5543369	2.73	23	1.0	<10	<5	60.1	<10	<10	<5	<0.01	<5	<5	10.5	<1
E5543370	2.72	17	1.0	<10	<5	58.7	<10	<10	<5	<0.01	<5	<5	7.3	<1
E5543371	2.64	12	1.3	<10	<5	80.5	<10	<10	<5	<0.01	<5	<5	12.0	2
E5543372	2.96	10	1.0	<10	<5	115	<10	<10	<5	<0.01	<5	<5	9.1	1
E5543373	2.84	13	0.8	<10	<5	98.2	<10	<10	<5	<0.01	<5	<5	8.1	<1
E5543374	0.024	2	4.5	<10	<5	88.8	<10	<10	<5	0.15	<5	<5	62.5	<1
E5543375	2.56	48	1.3	<10	<5	58.4	<10	<10	<5	<0.01	<5	<5	10.2	<1
E5543376	2.64	38	1.6	<10	<5	88.4	<10	<10	<5	<0.01	<5	<5	14.6	<1
E5543377	2.92	40	1.6	<10	<5	103	<10	<10	<5	<0.01	<5	<5	14.2	<1
E5543378	3.72	21	1.0	<10	<5	73.8	<10	<10	<5	<0.01	<5	<5	7.6	<1
E5543379	0.276	20	15.8	<10	<5	695	<10	<10	<5	0.06	5	<5	161	<1
E5543380	0.170	26	16.9	<10	<5	875	<10	<10	<5	0.08	6	<5	157	<1
E5543381	0.345	26	15.4	<10	<5	702	<10	<10	<5	0.06	<5	<5	157	<1
E5543382	4.46	43	0.9	<10	<5	155	<10	<10	<5	<0.01	5	<5	8.1	<1
E5543383	3.71	54	1.1	<10	<5	160	<10	<10	<5	<0.01	<5	<5	7.7	<1
E5543384	4.96	54	1.1	<10	<5	140	<10	<10	7	<0.01	<5	<5	8.2	<1
E5543385	4.35	68	0.9	<10	<5	152	<10	<10	<5	<0.01	<5	<5	8.6	<1
E5543386	18.0	251	<0.5	229	88	30.0	21	19	<5	<0.01	39	17	14.8	524
E5543387	5.11	92	1.1	<10	<5	254	<10	<10	<5	<0.01	5	<5	7.5	<1
E5543388	4.36	69	0.9	<10	<5	186	<10	<10	5	<0.01	<5	<5	8.5	<1
E5543389	3.89	53	0.9	<10	<5	233	<10	<10	<5	<0.01	5	<5	8.7	<1
E5543390	2.96	27	1.4	<10	<5	314	<10	<10	<5	<0.01	<5	<5	10.6	<1
E5543391	0.029	2	4.5	<10	<5	130	<10	<10	<5	0.20	<5	<5	61.7	<1

Certified By:

Results relate only to the items tested and to all the items tested

AGAT Laboratories

5623 McADAM ROAD
MISSISSAUGA, ONTARIO
CANADA L4Z 1N9
TEL (905)501-9998
FAX (905)501-0589
http://www.agatlabs.com

Certificate of Analysis

AGAT WORK ORDER: 12Y621299

PROJECT NO: THORN 2012 Batch # 1

CLIENT NAME: BRIXTON METALS CORPORATION

ATTENTION TO: GARY THOMPSON

Aqua Regia Digest - Metals Package, ICP-OES finish (201073)

DATE SAMPLED: Jul 17, 2012 | DATE RECEIVED: Jul 13, 2012 | DATE REPORTED: Aug 29, 2012 | SAMPLE TYPE: Drill Core

Analyte:	S	Sb	Sc	Se	Sn	Sr	Ta	Te	Th	Ti	Tl	U	V	W
Unit:	%	ppm	ppm	ppm	ppm	ppm	ppm	ppm	ppm	%	ppm	ppm	ppm	ppm
Sample Description RDL:	0.005	1	0.5	10	5	0.5	10	10	5	0.01	5	5	0.5	1
E5543392	2.66	28	0.8	<10	<5	308	<10	<10	<5	<0.01	<5	<5	6.4	<1
E5543393	2.34	25	1.1	<10	<5	345	<10	<10	<5	<0.01	<5	<5	12.0	<1
E5543394	2.91	38	1.3	<10	<5	323	<10	<10	<5	<0.01	<5	<5	12.5	<1
E5543395	2.60	31	1.3	<10	<5	297	<10	<10	<5	<0.01	<5	<5	12.9	<1
E5543396	3.62	44	0.8	<10	<5	205	<10	<10	<5	<0.01	<5	<5	8.4	<1
E5543397	1.08	26	1.7	<10	<5	463	<10	<10	<5	<0.01	<5	<5	19.5	<1
E5543398	0.911	24	1.9	<10	<5	464	<10	<10	<5	<0.01	<5	<5	21.3	<1
E5543399	1.81	33	1.9	<10	<5	471	<10	<10	<5	<0.01	<5	<5	20.0	<1
E5543400	1.17	23	3.3	<10	<5	477	<10	<10	7	<0.01	10	7	28.6	<1
E5543401	2.36	37	3.2	<10	<5	341	<10	<10	<5	<0.01	9	<5	24.4	1
E5543402	2.27	26	2.5	<10	<5	262	<10	<10	6	<0.01	12	16	12.4	<1
E5543403	3.21	62	2.6	<10	<5	236	<10	<10	6	<0.01	8	5	13.5	<1
E5543404	4.18	94	3.0	<10	<5	304	<10	<10	6	<0.01	9	<5	15.3	<1
E5543405	0.037	<1	9.3	<10	<5	205	<10	<10	<5	0.29	11	<5	89.6	<1
E5543406	4.26	104	2.6	<10	<5	221	<10	<10	<5	<0.01	9	<5	10.7	3
E5543407	4.40	86	2.8	<10	<5	326	<10	<10	5	<0.01	11	5	14.0	4
E5543408	4.36	70	2.5	<10	<5	203	<10	<10	6	<0.01	9	<5	11.4	<1
E5543409	4.31	69	2.6	<10	<5	199	<10	<10	5	<0.01	8	<5	11.4	4
E5543310	4.42	54	2.3	<10	<5	201	<10	<10	6	<0.01	7	<5	9.3	2
E5543311	3.45	47	2.1	<10	<5	259	<10	<10	<5	<0.01	8	<5	9.7	<1
E5543312	3.74	39	2.1	<10	<5	288	<10	<10	5	<0.01	9	<5	10.0	2
E5543313	4.36	101	1.4	<10	<5	90.9	<10	<10	<5	<0.01	<5	<5	6.6	3
E5543314	4.11	79	1.6	<10	<5	93.1	<10	<10	6	<0.01	6	<5	6.3	2
E5543315	7.31	535	2.2	<10	<5	144	<10	<10	8	<0.01	11	<5	11.7	4
E5543316	4.29	108	1.5	<10	<5	132	<10	<10	5	<0.01	7	<5	7.2	<1
E5543317	8.14	1980	1.1	<10	<5	273	<10	21	5	<0.01	13	<5	11.6	12
E5543318	9.16	1550	1.4	<10	<5	178	<10	<10	<5	<0.01	11	<5	7.5	9
E5543319	10.1	611	2.1	<10	<5	197	<10	<10	<5	<0.01	12	<5	11.2	10
E5543320	7.96	784	1.2	<10	<5	133	<10	11	<5	<0.01	8	<5	7.6	6
E5543321	10.9	2350	<0.5	<10	<5	179	<10	<10	<5	<0.01	12	<5	10.6	11
E5543322	3.29	167	1.5	<10	<5	173	<10	<10	<5	<0.01	10	<5	5.1	3
E5543323	2.58	65	1.5	<10	<5	188	<10	<10	<5	<0.01	8	<5	5.3	<1

Certified By:

Results relate only to the items tested and to all the items tested

AGAT Laboratories
5623 McADAM ROAD
MISSISSAUGA, ONTARIO
CANADA L4Z 1N9
TEL (905)501-9998
FAX (905)501-0589
http://www.agatlabs.com

Certificate of Analysis

AGAT WORK ORDER: 12Y621299

PROJECT NO: THORN 2012 Batch # 1

CLIENT NAME: BRIXTON METALS CORPORATION

ATTENTION TO: GARY THOMPSON

Aqua Regia Digest - Metals Package, ICP-OES finish (201073)

DATE SAMPLED: Jul 17, 2012 | DATE RECEIVED: Jul 13, 2012 | DATE REPORTED: Aug 29, 2012 | SAMPLE TYPE: Drill Core

Analyte:	S	Sb	Sc	Se	Sn	Sr	Ta	Te	Th	Ti	Tl	U	V	W
Unit:	%	ppm	ppm	ppm	ppm	ppm	ppm	ppm	ppm	%	ppm	ppm	ppm	ppm
Sample Description RDL:	0.005	1	0.5	10	5	0.5	10	10	5	0.01	5	5	0.5	1
E5543324	5.94	320	1.2	<10	<5	132	<10	<10	<5	<0.01	8	<5	7.0	5
E5543325	12.6	1370	1.4	10	<5	156	<10	<10	<5	<0.01	12	<5	11.4	6
E5543326	0.035	1	7.1	<10	<5	122	<10	<10	<5	0.20	9	<5	56.3	<1
E5543327	6.04	671	1.2	<10	<5	132	<10	<10	<5	<0.01	8	<5	7.4	4
E5543328	9.57	1540	1.0	<10	<5	183	<10	<10	<5	<0.01	11	<5	11.3	<1
E5543329	16.7	2490	1.6	<10	<5	476	<10	19	<5	<0.01	12	5	17.9	6
E5543330	16.7	2380	1.6	<10	<5	749	<10	18	<5	<0.01	9	6	16.8	8
E5543331	NRC	NRC	NRC	NRC	NRC	NRC	NRC	NRC	NRC	NRC	NRC	NRC	NRC	NRC
E5543332	12.0	1810	1.7	<10	<5	174	<10	11	<5	<0.01	10	<5	12.3	6
E5543333	3.85	291	1.2	<10	<5	236	<10	<10	<5	<0.01	8	<5	5.4	1
E5543334	5.03	745	1.2	<10	<5	159	<10	<10	5	<0.01	8	<5	8.6	8
E5543335	10.3	3020	1.6	<10	<5	152	<10	34	<5	<0.01	13	<5	15.5	11
E5543336	18.8	173	<0.5	168	60	17.0	<10	75	<5	<0.01	37	<5	24.8	19
E5543337	4.78	756	1.1	<10	<5	86.7	<10	<10	5	<0.01	7	<5	6.3	7
E5543338	7.02	1590	0.8	<10	<5	118	<10	<10	<5	<0.01	9	<5	8.0	9
E5543339	6.93	1900	0.6	<10	<5	140	<10	13	<5	<0.01	11	<5	10.2	10
E5543340	8.40	1970	<0.5	<10	<5	109	<10	23	<5	<0.01	13	<5	7.7	14
E5543341	9.71	3450	<0.5	<10	<5	110	<10	51	<5	<0.01	12	<5	10.0	9
E5543342	4.61	1250	0.5	<10	<5	198	<10	13	<5	<0.01	10	<5	6.1	7
E5543343	4.94	1350	0.6	<10	<5	216	<10	16	6	<0.01	11	<5	7.9	6
E5543344	10.0	1440	<0.5	<10	<5	110	<10	39	<5	<0.01	12	<5	10.1	10
E5543345	5.28	350	0.6	<10	<5	106	<10	34	<5	<0.01	9	<5	7.8	7
E5543346	11.5	895	<0.5	<10	<5	121	<10	69	5	<0.01	13	<5	13.6	13
E5543347	6.93	627	<0.5	<10	<5	117	<10	12	5	<0.01	13	<5	13.8	12
E5543348	0.045	2	7.5	<10	<5	141	<10	<10	<5	0.21	10	<5	72.2	<1
E5543349	9.45	2220	<0.5	<10	<5	97.5	<10	31	<5	<0.01	10	<5	8.4	10
E5543350	8.22	659	<0.5	<10	<5	106	<10	28	<5	<0.01	9	<5	9.6	13
E5543351	5.97	533	1.0	<10	<5	107	<10	41	<5	<0.01	7	<5	7.6	8
E5543352	6.93	936	0.7	<10	<5	128	<10	47	<5	<0.01	11	<5	10.3	8
E5543353	19.6	188	<0.5	183	64	12.7	<10	72	<5	<0.01	35	5	28.2	21
E5543354	8.06	495	0.8	<10	<5	87.2	<10	73	<5	<0.01	10	<5	8.8	8
E5543355	6.97	813	0.7	<10	<5	108	<10	64	6	<0.01	11	<5	10.0	4

Certified By:

Results relate only to the items tested and to all the items tested

AGAT Laboratories

5623 McADAM ROAD
MISSISSAUGA, ONTARIO
CANADA L4Z 1N9
TEL (905)501-9998
FAX (905)501-0589
http://www.agatlabs.com

Certificate of Analysis

AGAT WORK ORDER: 12Y621299

PROJECT NO: THORN 2012 Batch # 1

CLIENT NAME: BRIXTON METALS CORPORATION

ATTENTION TO: GARY THOMPSON

Aqua Regia Digest - Metals Package, ICP-OES finish (201073)

DATE SAMPLED: Jul 17, 2012 | DATE RECEIVED: Jul 13, 2012 | DATE REPORTED: Aug 29, 2012 | SAMPLE TYPE: Drill Core

Analyte:	S	Sb	Sc	Se	Sn	Sr	Ta	Te	Th	Ti	Tl	U	V	W
Unit:	%	ppm	ppm	ppm	ppm	ppm	ppm	ppm	ppm	%	ppm	ppm	ppm	ppm
Sample Description RDL:	0.005	1	0.5	10	5	0.5	10	10	5	0.01	5	5	0.5	1
E5543356	5.46	401	1.2	<10	<5	125	<10	27	<5	<0.01	9	<5	12.5	4
E5543357	4.72	283	2.7	<10	<5	305	<10	25	5	<0.01	12	<5	15.8	4
E5543358	4.33	354	5.3	<10	<5	361	<10	44	<5	<0.01	11	<5	25.8	7
E5543359	4.34	254	1.3	<10	<5	325	<10	36	6	<0.01	9	<5	9.1	5
E5543560	3.87	336	1.4	<10	<5	167	<10	20	6	<0.01	10	<5	8.5	2
E5543561	7.67	918	1.2	<10	<5	108	<10	57	<5	<0.01	12	<5	10.4	7
E5543562	3.12	27	2.8	<10	<5	151	<10	<10	5	<0.01	9	7	10.4	<1
E5543563	2.37	18	3.0	<10	<5	242	<10	<10	6	<0.01	10	11	11.9	3
E5543564	4.69	101	1.9	<10	<5	129	<10	<10	5	<0.01	9	<5	8.7	<1
E5543565	4.82	117	1.8	<10	<5	107	<10	10	6	<0.01	9	<5	7.4	4
E5543566	4.93	24	1.3	<10	<5	74.6	<10	11	<5	<0.01	5	<5	4.8	3
E5543567	6.07	50	1.5	<10	<5	130	<10	<10	<5	<0.01	7	<5	9.2	5
E5543568	5.68	49	1.4	<10	<5	122	<10	<10	<5	<0.01	6	<5	7.5	3

Certified By:



Results relate only to the items tested and to all the items tested

AGAT Laboratories
5623 McADAM ROAD
MISSISSAUGA, ONTARIO
CANADA L4Z 1N9
TEL (905)501-9998
FAX (905)501-0589
http://www.agatlabs.com

Certificate of Analysis

AGAT WORK ORDER: 12Y621299

PROJECT NO: THORN 2012 Batch # 1

CLIENT NAME: BRIXTON METALS CORPORATION

ATTENTION TO: GARY THOMPSON

Aqua Regia Digest - Metals Package, ICP-OES finish (201073)

DATE SAMPLED: Jul 17, 2012 | DATE RECEIVED: Jul 13, 2012 | DATE REPORTED: Aug 29, 2012 | SAMPLE TYPE: Drill Core

Analyte:	Y	Zn	Zr	As-OL	Zn Fusion	Ag-GRAV	Pb-Fusion	Cu-OL
Unit:	ppm	ppm	ppm	%	%	ppm	%	%
Sample Description RDL:	1	0.5	5		0.005	5	0.005	0.002
E5543360	7	706	<5					
E5543361	7	473	<5					
E5543362	8	758	<5					
E5543363	7	4250	<5					
E5543364	10	248	<5					
E5543365	7	1500	6					
E5543366	8	1590	6					
E5543367	9	604	6					
E5543368	11	324	7					
E5543369	10	747	6					
E5543370	8	1790	6					
E5543371	9	129	6					
E5543372	10	121	7					
E5543373	10	317	6					
E5543374	15	46.0	12					
E5543375	7	1230	7					
E5543376	8	1030	7					
E5543377	8	1520	8					
E5543378	6	2360	9					
E5543379	21	118	6					
E5543380	20	104	7					
E5543381	21	114	7					
E5543382	6	1640	7					
E5543383	6	1520	7					
E5543384	8	1150	9					
E5543385	7	1360	7					
E5543386	4	>10000	7		8.90	139	1.47	1.28
E5543387	7	2690	8					
E5543388	7	1040	8					
E5543389	7	1120	7					
E5543390	8	1070	7					
E5543391	13	57.9	16					

Certified By:

Results relate only to the items tested and to all the items tested

AGAT Laboratories

5623 McADAM ROAD
MISSISSAUGA, ONTARIO
CANADA L4Z 1N9
TEL (905)501-9998
FAX (905)501-0589
http://www.agatlabs.com

Certificate of Analysis

AGAT WORK ORDER: 12Y621299

PROJECT NO: THORN 2012 Batch # 1

CLIENT NAME: BRIXTON METALS CORPORATION

ATTENTION TO: GARY THOMPSON

Aqua Regia Digest - Metals Package, ICP-OES finish (201073)

DATE SAMPLED: Jul 17, 2012 | DATE RECEIVED: Jul 13, 2012 | DATE REPORTED: Aug 29, 2012 | SAMPLE TYPE: Drill Core

Analyte:	Y	Zn	Zr	As-OL	Zn Fusion	Ag-GRAV	Pb-Fusion	Cu-OL
Unit:	ppm	ppm	ppm	%	%	ppm	%	%
Sample Description RDL:	1	0.5	5		0.005	5	0.005	0.002
E5543392	6	651	9					
E5543393	7	472	8					
E5543394	7	669	9					
E5543395	7	538	7					
E5543396	6	2070	7					
E5543397	9	252	8					
E5543398	9	105	7					
E5543399	11	414	8					
E5543400	9	212	5					
E5543401	8	2140	6					
E5543402	8	749	5					
E5543403	7	1860	6					
E5543404	8	1970	7					
E5543405	19	63.7	11					
E5543406	6	1630	6					
E5543407	7	839	6					
E5543408	6	2260	6					
E5543409	6	1770	7					
E5543310	5	2680	6					
E5543311	6	2740	5					
E5543312	7	2990	5					
E5543313	5	572	<5					
E5543314	5	764	5					
E5543315	6	3120	5			230		
E5543316	5	2000	<5					
E5543317	6	>10000	6		1.44	199		
E5543318	5	4280	6			184		
E5543319	6	5400	7			152		
E5543320	4	5210	<5			130		
E5543321	5	5670	<5			514	1.58	
E5543322	6	756	<5					
E5543323	6	916	<5					

Certified By:

Results relate only to the items tested and to all the items tested

AGAT Laboratories

5623 McADAM ROAD
MISSISSAUGA, ONTARIO
CANADA L4Z 1N9
TEL (905)501-9998
FAX (905)501-0589
http://www.agatlabs.com

Certificate of Analysis

AGAT WORK ORDER: 12Y621299

PROJECT NO: THORN 2012 Batch # 1

CLIENT NAME: BRIXTON METALS CORPORATION

ATTENTION TO: GARY THOMPSON

Aqua Regia Digest - Metals Package, ICP-OES finish (201073)

DATE SAMPLED: Jul 17, 2012 | DATE RECEIVED: Jul 13, 2012 | DATE REPORTED: Aug 29, 2012 | SAMPLE TYPE: Drill Core

Analyte:	Y	Zn	Zr	As-OL	Zn Fusion	Ag-GRAV	Pb-Fusion	Cu-OL
Unit:	ppm	ppm	ppm	%	%	ppm	%	%
Sample Description RDL:	1	0.5	5		0.005	5	0.005	0.002
E5543324	5	1870	<5					
E5543325	4	4850	<5			258		
E5543326	10	35.3	18					
E5543327	4	2390	5					
E5543328	6	3470	<5			178		
E5543329	6	8570	5			157		
E5543330	5	8680	<5			108		
E5543331	NRC	NRC	NRC					
E5543332	4	6100	<5					
E5543333	6	1370	<5					
E5543334	5	1950	<5			107		
E5543335	5	>10000	<5		2.16	150		
E5543336	4	>10000	<5		9.05	150	1.50	1.29
E5543337	4	2660	7			122		
E5543338	4	5670	5			239		
E5543339	5	8340	<5			210		
E5543340	4	>10000	<5		1.63	389	1.55	
E5543341	4	>10000	<5		3.41	115	2.34	
E5543342	5	>10000	<5		1.05	230		
E5543343	5	>10000	<5		1.08	248		
E5543344	5	>10000	5		2.53	540	3.51	
E5543345	4	>10000	<5		2.78	174		
E5543346	4	>10000	<5		7.07	421	3.42	
E5543347	4	8460	6			305	2.30	
E5543348	15	90.8	16					
E5543349	4	>10000	5		2.15	861	2.54	
E5543350	4	>10000	5		1.43	173	1.27	
E5543351	4	>10000	<5		1.17	136		
E5543352	5	>10000	6		2.46	107		
E5543353	3	>10000	<5		8.37	137	1.43	1.27
E5543354	4	>10000	5		5.05	160		
E5543355	5	>10000	5		4.50	172		

Certified By:

Results relate only to the items tested and to all the items tested

AGAT Laboratories

5623 McADAM ROAD
MISSISSAUGA, ONTARIO
CANADA L4Z 1N9
TEL (905)501-9998
FAX (905)501-0589
http://www.agatlabs.com

Certificate of Analysis

AGAT WORK ORDER: 12Y621299

PROJECT NO: THORN 2012 Batch # 1

CLIENT NAME: BRIXTON METALS CORPORATION

ATTENTION TO: GARY THOMPSON

Aqua Regia Digest - Metals Package, ICP-OES finish (201073)

DATE SAMPLED: Jul 17, 2012 | DATE RECEIVED: Jul 13, 2012 | DATE REPORTED: Aug 29, 2012 | SAMPLE TYPE: Drill Core

Analyte:	Y	Zn	Zr	As-OL	Zn Fusion	Ag-GRAV	Pb-Fusion	Cu-OL
Unit:	ppm	ppm	ppm	%	%	ppm	%	%
Sample Description RDL:	1	0.5	5		0.005	5	0.005	0.002
E5543356	6	>10000	<5		1.21	101		
E5543357	6	>10000	5		1.41			
E5543358	10	>10000	<5		3.17			
E5543359	6	>10000	<5		2.38			
E5543560	5	>10000	<5		1.09			
E5543561	5	>10000	<5		3.74	176		
E5543562	7	2680	<5					
E5543563	8	313	<5					
E5543564	6	3910	<5	1.03				
E5543565	5	5950	<5	1.22				
E5543566	4	5890	<5					
E5543567	5	5280	<5					
E5543568	5	5330	<5					

Comments: RDL - Reported Detection Limit
Sample NRC - Not Received

Certified By:

Results relate only to the items tested and to all the items tested

AGAT Laboratories
5623 McADAM ROAD
MISSISSAUGA, ONTARIO
CANADA L4Z 1N9
TEL (905)501-9998
FAX (905)501-0589
http://www.agatlabs.com

Certificate of Analysis

AGAT WORK ORDER: 12Y621299

PROJECT NO: THORN 2012 Batch # 1

CLIENT NAME: BRIXTON METALS CORPORATION

ATTENTION TO: GARY THOMPSON

Fire Assay - Trace Au, ICP-OES finish (202052)

DATE SAMPLED: Jul 17, 2012 | DATE RECEIVED: Jul 13, 2012 | DATE REPORTED: Aug 29, 2012 | SAMPLE TYPE: Drill Core

Analyte:	Sample Login Weight	Au	Au-check
Unit:	kg	ppm	ppm
Sample Description RDL:	0.01	0.001	0.001
E5543360	3.83	0.022	
E5543361	4.75	0.005	
E5543362	2.02	0.016	
E5543363	1.62	0.008	
E5543364	1.01	0.007	
E5543365	2.13	0.011	
E5543366	DUP	0.012	
E5543367	2.14	0.005	
E5543368	2.01	0.006	
E5543369	1.96	0.006	0.007
E5543370	2.02	0.006	0.006
E5543371	1.94	0.006	0.005
E5543372	1.33	0.036	0.012
E5543373	2.38	0.016	0.014
E5543374	0.36	0.001	0.036
E5543375	1.85	0.027	0.023
E5543376	2.19	0.010	0.009
E5543377	2.04	0.019	0.017
E5543378	1.76	0.015	0.012
E5543379	2.26	0.024	0.033
E5543380	1.99	0.004	
E5543381	1.64	0.002	
E5543382	2.08	0.015	
E5543383	2.16	0.017	
E5543384	1.97	0.045	
E5543385	2.14	0.025	
E5543386	0.15	2.24	
E5543387	2.19	0.001	
E5543388	1.93	0.038	
E5543389	2.37	0.060	
E5543390	2.10	0.063	

Certified By:

Results relate only to the items tested and to all the items tested

AGAT Laboratories
5623 McADAM ROAD
MISSISSAUGA, ONTARIO
CANADA L4Z 1N9
TEL (905)501-9998
FAX (905)501-0589
http://www.agatlabs.com

Certificate of Analysis

AGAT WORK ORDER: 12Y621299

PROJECT NO: THORN 2012 Batch # 1

CLIENT NAME: BRIXTON METALS CORPORATION

ATTENTION TO: GARY THOMPSON

Fire Assay - Trace Au, ICP-OES finish (202052)

DATE SAMPLED: Jul 17, 2012 | DATE RECEIVED: Jul 13, 2012 | DATE REPORTED: Aug 29, 2012 | SAMPLE TYPE: Drill Core

Analyte:	Sample Login Weight	Au	Au-check
Unit:	kg	ppm	ppm
Sample Description RDL:	0.01	0.001	0.001
E5543391	0.38	0.003	
E5543392	2.02	0.025	
E5543393	2.18	0.032	
E5543394	2.38	0.034	
E5543395	DUP	0.030	
E5543396	2.08	0.050	
E5543397	2.17	0.006	
E5543398	2.08	0.004	
E5543399	2.28	0.006	
E5543400	2.43	0.017	
E5543401	2.28	0.062	
E5543402	2.27	0.027	
E5543403	2.55	0.088	
E5543404	2.03	0.088	
E5543405	0.35	0.004	
E5543406	2.01	0.093	
E5543407	2.04	0.082	
E5543408	2.40	0.071	
E5543409	2.02	0.056	
E5543310	1.96	0.020	
E5543311	2.01	0.085	
E5543312	2.03	1.05	
E5543313	1.90	0.753	
E5543314	DUP	0.148	
E5543315	2.65	0.088	
E5543316	2.04	0.024	
E5543317	1.70	1.35	
E5543318	2.64	2.21	
E5543319	2.31	1.60	
E5543320	2.33	0.945	
E5543321	1.86	1.70	

Certified By:

Results relate only to the items tested and to all the items tested

AGAT Laboratories

5623 McADAM ROAD
MISSISSAUGA, ONTARIO
CANADA L4Z 1N9
TEL (905)501-9998
FAX (905)501-0589
http://www.agatlabs.com

Certificate of Analysis

AGAT WORK ORDER: 12Y621299

PROJECT NO: THORN 2012 Batch # 1

CLIENT NAME: BRIXTON METALS CORPORATION

ATTENTION TO: GARY THOMPSON

Fire Assay - Trace Au, ICP-OES finish (202052)

DATE SAMPLED: Jul 17, 2012 | DATE RECEIVED: Jul 13, 2012 | DATE REPORTED: Aug 29, 2012 | SAMPLE TYPE: Drill Core

Analyte:	Sample Login Weight	Au	Au-check
Unit:	kg	ppm	ppm
Sample Description RDL:	0.01	0.001	0.001
E5543322	1.96	0.311	
E5543323	2.61	0.190	
E5543324	2.22	0.466	
E5543325	2.13	0.865	
E5543326	0.39	<0.001	
E5543327	2.28	0.799	
E5543328	2.32	1.25	
E5543329	2.40	2.15	
E5543330	DUP	1.20	
E5543331	NRC	NRC	
E5543332	2.40	1.43	
E5543333	2.13	0.567	
E5543334	2.25	1.08	
E5543335	2.26	1.82	
E5543336	1.15	1.99	
E5543337	2.15	1.07	
E5543338	2.41	2.68	
E5543339	1.95	2.59	
E5543340	2.72	4.72	
E5543341	2.26	6.99	
E5543342	2.32	2.05	
E5543343	DUP	2.37	
E5543344	2.75	1.93	
E5543345	2.25	0.978	
E5543346	2.49	2.46	
E5543347	1.88	0.984	
E5543348	0.33	0.005	
E5543349	2.65	2.22	
E5543350	2.12	1.38	
E5543351	2.35	1.41	
E5543352	2.63	1.16	

Certified By:



Results relate only to the items tested and to all the items tested

AGAT Laboratories
5623 McADAM ROAD
MISSISSAUGA, ONTARIO
CANADA L4Z 1N9
TEL (905)501-9998
FAX (905)501-0589
http://www.agatlabs.com

Certificate of Analysis

AGAT WORK ORDER: 12Y621299

PROJECT NO: THORN 2012 Batch # 1

CLIENT NAME: BRIXTON METALS CORPORATION

ATTENTION TO: GARY THOMPSON

Fire Assay - Trace Au, ICP-OES finish (202052)

DATE SAMPLED: Jul 17, 2012 | DATE RECEIVED: Jul 13, 2012 | DATE REPORTED: Aug 29, 2012 | SAMPLE TYPE: Drill Core

Analyte:	Sample Login Weight	Au	Au-check
Unit:	kg	ppm	ppm
Sample Description RDL:	0.01	0.001	0.001
E5543353	0.15	2.12	
E5543354	2.34	1.33	
E5543355	1.88	1.55	
E5543356	1.93	0.721	
E5543357	1.66	1.15	
E5543358	0.91	0.701	
E5543359	1.93	0.265	
E5543560	2.20	0.226	
E5543561	1.91	0.570	
E5543562	2.10	0.106	
E5543563	2.52	0.015	
E5543564	2.10	0.264	
E5543565	2.74	0.330	
E5543566	2.11	0.214	
E5543567	2.70	0.290	
E5543568	DUP	0.287	

Comments: RDL - Reported Detection Limit
Sample NRC - Not Received

Certified By:

Results relate only to the items tested and to all the items tested

AGAT Laboratories
5623 McADAM ROAD
MISSISSAUGA, ONTARIO
CANADA L4Z 1N9
TEL (905)501-9998
FAX (905)501-0589
http://www.agatlabs.com

Quality Assurance

CLIENT NAME: BRIXTON METALS CORPORATION
AGAT WORK ORDER: 12Y621299
PROJECT NO: THORN 2012 Batch # 1
ATTENTION TO: GARY THOMPSON

Solid Analysis

RPT Date: Aug 29, 2012		REPLICATE				Method Blank	REFERENCE MATERIAL				
PARAMETER	Batch	Sample Id	Original	Rep #1	RPD		Result Value	Expect Value	Recovery	Acceptable Limits	
										Lower	Upper
Fire Assay - Trace Au, ICP-OES finish (202052)											
Au	1	3525442	2.59	2.52	2.7%	< 0.001	1.46	1.52	96%	90%	110%
Fire Assay - Trace Au, ICP-OES finish (202052)											
Au	1	3525455	1.16	1.14	1.7%	< 0.001	0.802	0.792	101%	90%	110%
Fire Assay - Trace Au, ICP-OES finish (202052)											
Au	1	3525462	0.265	0.270	1.9%	< 0.001	1.42	1.52	93%	90%	110%
Fire Assay - Trace Au, ICP-OES finish (202052)											
Au	1	3525403	< 0.001	< 0.001	0.0%	< 0.001				90%	110%
Fire Assay - Trace Au, ICP-OES finish (202052)											
Au	1	3525416	0.753	0.743	1.3%	< 0.001				90%	110%
Fire Assay - Trace Au, ICP-OES finish (202052)											
Au	1	3525429	< 0.001	< 0.001	0.0%	< 0.001				90%	110%
Aqua Regia Digest - Metals Package, ICP-OES finish (201073)											
Ag	1	3525363	1.6	1.5	6.5%	< 0.2				80%	120%
Al	1	3525363	1.19	1.25	4.9%	< 0.01	0.353	0.359	98%	80%	120%
As	1	3525363	623	614	1.5%	< 1				80%	120%
B	1	3525363	< 5	< 5	0.0%	< 5				80%	120%
Ba	1	3525363	133	133	0.0%	< 1				80%	120%
Be	1	3525363	0.5	0.5	0.0%	< 0.5	0.4	0.4	110%	80%	120%
Bi	1	3525363	< 1	< 1	0.0%	< 1				80%	120%
Ca	1	3525363	1.13	1.19	5.2%	< 0.01				80%	120%
Cd	1	3525363	11.2	11.3	0.9%	< 0.5				80%	120%
Ce	1	3525363	26	26	0.0%	< 1				80%	120%
Co	1	3525363	6.4	6.5	1.6%	< 0.5				80%	120%
Cr	1	3525363	49.1	46.7	5.0%	< 0.5				80%	120%
Cu	1	3525467	41.4	40.4	2.4%	< 0.5	3696	3800	97%	80%	120%
Fe	1	3525363	2.95	3.12	5.6%	< 0.01	1.56	1.31	119%	80%	120%
Ga	1	3525363	7	7	0.0%	< 5				80%	120%
Hg	1	3525363	< 1	< 1	0.0%	< 1	1.6	1.3	120%	80%	120%
In	1	3525363	< 1	< 1	0.0%	< 1				80%	120%
K	1	3525363	0.205	0.216	5.2%	< 0.01				80%	120%
La	1	3525363	12	12	0.0%	< 1				80%	120%
Li	1	3525363	11	12	8.7%	< 1				80%	120%
Mg	1	3525363	0.752	0.771	2.5%	< 0.01				80%	120%
Mn	1	3525363	2620	2680	2.3%	< 1				80%	120%
Mo	1	3525363	1.35	1.23	9.3%	< 0.5	364	380	95%	80%	120%
Na	1	3525363	0.03	0.03	0.0%	< 0.01				80%	120%
Ni	1	3525363	2.9	2.5	14.8%	< 0.5				80%	120%
P	1	3525363	793	797	0.5%	< 10				80%	120%
Pb	1	3525363	176	180	2.2%	< 0.5				80%	120%
Rb	1	3525363	14	13	7.4%	< 10				80%	120%

Results relate only to the items tested and to all the items tested

AGAT Laboratories
5623 McADAM ROAD
MISSISSAUGA, ONTARIO
CANADA L4Z 1N9
TEL (905)501-9998
FAX (905)501-0589
http://www.agatlabs.com

Quality Assurance

CLIENT NAME: BRIXTON METALS CORPORATION
AGAT WORK ORDER: 12Y621299
PROJECT NO: THORN 2012 Batch # 1
ATTENTION TO: GARY THOMPSON

Solid Analysis (Continued)

RPT Date: Aug 29, 2012		REPLICATE				Method Blank	REFERENCE MATERIAL				
PARAMETER	Batch	Sample Id	Original	Rep #1	RPD		Result Value	Expect Value	Recovery	Acceptable Limits Lower	Acceptable Limits Upper
S	1	3525363	1.30	1.29	0.8%	< 0.005				80%	120%
Sb	1	3525363	16	18	11.8%	< 1				80%	120%
Sc	1	3525363	1.2	1.2	0.0%	< 0.5				80%	120%
Se	1	3525363	< 10	< 10	0.0%	< 10				80%	120%
Sn	1	3525363	< 5	< 5	0.0%	< 5	8	7.1	112%	80%	120%
Sr	1	3525363	73.0	75.0	2.7%	< 0.5				80%	120%
Ta	1	3525363	< 10	< 10	0.0%	< 10				80%	120%
Te	1	3525363	< 10	< 10	0.0%	< 10				80%	120%
Th	1	3525363	< 5	< 5	0.0%	< 5	1.5	1.4	108%	80%	120%
Ti	1	3525363	< 0.01	< 0.01	0.0%	< 0.01				80%	120%
Tl	1	3525363	< 5	< 5	0.0%	< 5				80%	120%
U	1	3525363	< 5	< 5	0.0%	< 5				80%	120%
V	1	3525363	21.1	22.1	4.6%	< 0.5				80%	120%
W	1	3525363	< 1	< 1	0.0%	< 1				80%	120%
Y	1	3525363	7	7	0.0%	< 1				80%	120%
Zn	1	3525363	706	704	0.3%	< 0.5				80%	120%
Zr	1	3525363	< 5	< 5	0.0%	< 5				80%	120%
Aqua Regia Digest - Metals Package, ICP-OES finish (201073)											
Ag	1	3525442	>100	>100		< 0.2				80%	120%
Al	1	3525442	0.50	0.43	15.1%	< 0.01				80%	120%
As	1	3525442	2670	2490	7.0%	< 1				80%	120%
B	1	3525442	< 5	< 5	0.0%	< 5				80%	120%
Ba	1	3525442	50	46	8.3%	< 1				80%	120%
Be	1	3525442	0.56	0.49	13.3%	< 0.5				80%	120%
Bi	1	3525442	10	11	9.5%	< 1				80%	120%
Ca	1	3525442	0.920	0.884	4.0%	< 0.01				80%	120%
Cd	1	3525442	45.9	42.1	8.6%	< 0.5				80%	120%
Ce	1	3525442	3	3	0.0%	< 1				80%	120%
Co	1	3525442	6.49	6.10	6.2%	< 0.5				80%	120%
Cr	1	3525442	12.0	9.61	22.1%	< 0.5				80%	120%
Cu	1	3525442	501	463	7.9%	< 0.5	3811	3800	100%	80%	120%
Fe	1	3525442	5.81	5.64	3.0%	< 0.01				80%	120%
Ga	1	3525442	< 5	< 5	0.0%	< 5				80%	120%
Hg	1	3525442	< 1	< 1	0.0%	< 1	1.3	1.3	102%	80%	120%
In	1	3525442	3	6		< 1				80%	120%
K	1	3525442	0.30	0.27	10.5%	< 0.01				80%	120%
La	1	3525442	12	11	8.7%	< 1				80%	120%
Li	1	3525442	< 1	< 1	0.0%	< 1				80%	120%
Mg	1	3525442	0.27	0.26	3.8%	< 0.01				80%	120%
Mn	1	3525442	302	282	6.8%	< 1				80%	120%
Mo	1	3525442	1.9	2.6		< 0.5				80%	120%
Na	1	3525442	0.026	0.025	3.9%	< 0.01				80%	120%
Ni	1	3525442	2.76	2.61	5.6%	< 0.5				80%	120%
P	1	3525442	685	634	7.7%	< 10	514	600	86%	80%	120%

Results relate only to the items tested and to all the items tested

AGAT Laboratories

5623 McADAM ROAD
MISSISSAUGA, ONTARIO
CANADA L4Z 1N9
TEL (905)501-9998
FAX (905)501-0589
http://www.agatlabs.com

Quality Assurance

CLIENT NAME: BRIXTON METALS CORPORATION

AGAT WORK ORDER: 12Y621299

PROJECT NO: THORN 2012 Batch # 1

ATTENTION TO: GARY THOMPSON

Solid Analysis (Continued)

RPT Date: Aug 29, 2012		REPLICATE				Method Blank	REFERENCE MATERIAL				
PARAMETER	Batch	Sample Id	Original	Rep #1	RPD		Result Value	Expect Value	Recovery	Acceptable Limits Lower	Acceptable Limits Upper
Pb	1	3525442	9080	8490	6.7%	< 0.5				80%	120%
Rb	1	3525442	29	24	18.9%	< 10				80%	120%
S	1	3525442	6.93	6.68	3.7%	< 0.005				80%	120%
Sb	1	3525442	1900	1770	7.1%	< 1				80%	120%
Sc	1	3525442	0.6	0.5	18.2%	< 0.5				80%	120%
Se	1	3525442	< 10	< 10	0.0%	< 10				80%	120%
Sn	1	3525442	< 5	< 5	0.0%	< 5				80%	120%
Sr	1	3525442	140	133	5.1%	< 0.5				80%	120%
Ta	1	3525442	< 10	< 10	0.0%	< 10				80%	120%
Te	1	3525442	13	15	14.3%	< 10				80%	120%
Th	1	3525442	< 5	< 5	0.0%	< 5				80%	120%
Ti	1	3525442	< 0.01	< 0.01	0.0%	< 0.01				80%	120%
Tl	1	3525442	11	10	9.5%	< 5				80%	120%
U	1	3525442	< 5	< 5	0.0%	< 5				80%	120%
V	1	3525442	10.2	8.6	17.0%	< 0.5				80%	120%
W	1	3525442	10	8	22.2%	< 1				80%	120%
Y	1	3525442	5	5	0.0%	< 1				80%	120%
Zn	1	3525442	8340	8000	4.2%	< 0.5				80%	120%
Zr	1	3525442	< 5	< 5	0.0%	< 5				80%	120%

Certified By:

Results relate only to the items tested and to all the items tested

AGAT Laboratories

5623 McADAM ROAD
MISSISSAUGA, ONTARIO
CANADA L4Z 1N9
TEL (905)501-9998
FAX (905)501-0589
http://www.agatlabs.com

Method Summary

CLIENT NAME: BRIXTON METALS CORPORATION

AGAT WORK ORDER: 12Y621299

PROJECT NO: THORN 2012 Batch # 1

ATTENTION TO: GARY THOMPSON

PARAMETER	AGAT S.O.P	LITERATURE REFERENCE	ANALYTICAL TECHNIQUE
Solid Analysis			
Ag	MIN-200-12020		ICP/OES
Al	MIN-200-12020		ICP/OES
As	MIN-200-12020		ICP/OES
B	MIN-200-12020		ICP/OES
Ba	MIN-200-12020		ICP/OES
Be	MIN-200-12020		ICP/OES
Bi	MIN-200-12020		ICP/OES
Ca	MIN-200-12020		ICP/OES
Cd	MIN-200-12020		ICP/OES
Ce	MIN-200-12020		ICP/OES
Co	MIN-200-12020		ICP/OES
Cr	MIN-200-12020		ICP/OES
Cu	MIN-200-12020		ICP/OES
Fe	MIN-200-12020		ICP/OES
Ga	MIN-200-12020		ICP/OES
Hg	MIN-200-12020		ICP/OES
In	MIN-200-12020		ICP/OES
K	MIN-200-12020		ICP/OES
La	MIN-200-12020		ICP/OES
Li	MIN-200-12020		ICP/OES
Mg	MIN-200-12020		ICP/OES
Mn	MIN-200-12020		ICP/OES
Mo	MIN-200-12020		ICP/OES
Na	MIN-200-12020		ICP/OES
Ni	MIN-200-12020		ICP/OES
P	MIN-200-12020		ICP/OES
Pb	MIN-200-12020		ICP/OES
Rb	MIN-200-12020		ICP/OES
S	MIN-200-12020		ICP/OES
Sb	MIN-200-12020		ICP/OES
Sc	MIN-200-12020		ICP/OES
Se	MIN-200-12020		ICP/OES
Sn	MIN-200-12020		ICP/OES
Sr	MIN-200-12020		ICP/OES
Ta	MIN-200-12020		ICP/OES
Te	MIN-200-12020		ICP/OES
Th	MIN-200-12020		ICP/OES
Ti	MIN-200-12020		ICP/OES
Tl	MIN-200-12020		ICP/OES
U	MIN-200-12020		ICP/OES
V	MIN-200-12020		ICP/OES
W	MIN-200-12020		ICP/OES
Y	MIN-200-12020		ICP/OES
Zn	MIN-200-12020		ICP/OES
Zr	MIN-200-12020		ICP/OES
As-OL			ICP/OES
Zn Fusion	MIN-200-12001		ICP/OES
Ag-GRAV	MIN-200-12006		GRAVIMETRIC
Pb-Fusion	MIN-200-12001		ICP/OES

Results relate only to the items tested and to all the items tested

5623 McADAM ROAD
MISSISSAUGA, ONTARIO
CANADA L4Z 1N9
TEL (905)501-9998
FAX (905)501-0589
http://www.agatlabs.com

Method Summary

CLIENT NAME: BRIXTON METALS CORPORATION

AGAT WORK ORDER: 12Y621299

PROJECT NO: THORN 2012 Batch # 1

ATTENTION TO: GARY THOMPSON

PARAMETER	AGAT S.O.P	LITERATURE REFERENCE	ANALYTICAL TECHNIQUE
Cu-OL	MIN-200-12001		ICP/OES
Sample Login Weight	MIN-12009		BALANCE
Au	MIN-200-12006	BUGBEE, E: A Textbook of Fire Assaying	ICP-OES
Au-check			ICP/OES

Results relate only to the items tested and to all the items tested

AGAT Laboratories

5623 McADAM ROAD
MISSISSAUGA, ONTARIO
CANADA L4Z 1N9
TEL (905)501-9998
FAX (905)501-0589
http://www.agatlabs.com

CLIENT NAME: BRIXTON METALS CORPORATION
1411-409 GRANVILLE ST.
VANCOUVER, BC V6C1T2
(604) 630-9707

ATTENTION TO: GARY THOMPSON

PROJECT NO: THORN 2012 Batch # 13

AGAT WORK ORDER: 12Y621316

SOLID ANALYSIS REVIEWED BY: Ron Cardinall, Certified Assayer - Director - Technical Services (Mining)

DATE REPORTED: Aug 28, 2012

PAGES (INCLUDING COVER): 21

Should you require any information regarding this analysis please contact your client services representative at (905) 501-9998

*NOTES

All samples are stored at no charge for 90 days. Please contact the lab if you require additional sample storage time.

Results relate only to the items tested and to all the items tested

AGAT Laboratories

5623 McADAM ROAD
MISSISSAUGA, ONTARIO
CANADA L4Z 1N9
TEL (905)501-9998
FAX (905)501-0589
http://www.agatlabs.com

Certificate of Analysis

AGAT WORK ORDER: 12Y621316

PROJECT NO: THORN 2012 Batch # 13

CLIENT NAME: BRIXTON METALS CORPORATION

ATTENTION TO: GARY THOMPSON

Aqua Regia Digest - Metals Package, ICP-OES finish (201073)

DATE SAMPLED: Jul 17, 2012 | DATE RECEIVED: Jul 13, 2012 | DATE REPORTED: Aug 28, 2012 | SAMPLE TYPE: Drill Core

Analyte:	Ag	Al	As	B	Ba	Be	Bi	Ca	Cd	Ce	Co	Cr	Cu	Fe
Unit:	ppm	%	ppm	ppm	ppm	ppm	ppm	%	ppm	ppm	ppm	ppm	ppm	%
Sample Description RDL:	0.2	0.01	1	5	1	0.5	1	0.01	0.5	1	0.5	0.5	0.5	0.01
E5543070	45.3	0.74	499	<5	442	<0.5	<1	0.05	<0.5	27	<0.5	86.0	18.0	1.33
E5543071	44.4	0.66	1690	<5	40	<0.5	<1	0.03	3.8	29	6.6	63.7	224	4.33
E5543072	38.4	0.45	1960	<5	77	<0.5	1	<0.01	3.2	32	6.4	59.4	245	3.72
E5543073	39.2	0.45	1940	<5	53	<0.5	<1	<0.01	2.8	32	6.4	63.4	254	4.01
E5543074	22.1	0.40	1710	<5	37	<0.5	<1	<0.01	2.0	28	5.9	53.5	153	2.98
E5543075	57.7	0.53	2630	<5	35	<0.5	<1	<0.01	4.4	28	7.3	72.7	241	3.99
E5543076	55.5	0.47	2160	<5	44	<0.5	<1	0.13	7.4	33	6.6	51.9	168	3.30
E5543077	53.5	0.47	698	<5	42	<0.5	<1	<0.01	5.0	28	6.1	51.3	134	2.88
E5543078	19.4	0.65	2970	<5	95	<0.5	<1	0.09	1.5	34	6.3	41.3	31.4	2.27
E5543079	>100	0.62	1520	<5	22	<0.5	<1	0.01	18.3	30	5.8	60.2	231	7.30
E5543080	>100	0.42	2500	<5	31	<0.5	<1	<0.01	16.2	24	5.3	62.2	231	7.53
E5543081	71.0	0.54	2100	<5	75	<0.5	<1	0.15	25.8	33	6.4	43.9	132	3.90
E5543082	73.9	0.50	2150	<5	42	<0.5	<1	0.15	26.9	31	6.7	42.4	136	3.90
E5543083	<0.2	0.02	10	<5	10	<0.5	<1	16.7	<0.5	<1	0.7	1.5	1.3	0.36
E5543084	28.3	0.67	7280	<5	73	<0.5	<1	0.42	31.2	31	7.4	48.7	107	3.85
E5543085	31.9	0.68	7950	<5	70	<0.5	<1	0.43	34.0	34	8.1	51.6	115	4.04
E5543086	>100	0.61	3760	<5	43	<0.5	<1	0.25	25.5	33	7.2	62.2	441	7.29
E5543087	>100	0.39	1200	<5	22	<0.5	23	1.45	438	5	29.9	10.6	>10000	16.0
E5543088	>100	0.47	5160	<5	28	<0.5	3	0.16	21.0	29	6.0	46.1	537	8.10
E5543089	>100	0.48	6560	<5	34	<0.5	<1	0.17	24.9	29	6.4	48.0	381	7.11
E5543090	>100	0.53	8760	<5	39	<0.5	<1	0.16	11.9	33	7.2	49.2	338	6.27
E5543091	>100	0.60	9450	<5	34	<0.5	3	0.12	17.9	32	6.4	45.9	696	8.62
E5543092	>100	0.67	9900	<5	36	<0.5	8	0.12	19.9	36	6.9	51.9	754	8.85
E5543093	74.7	0.70	5080	<5	68	<0.5	<1	0.13	16.2	39	8.0	45.7	256	4.98
E5543094	75.8	0.82	5200	<5	73	<0.5	<1	0.13	16.5	40	8.2	47.9	262	4.95
E5543095	50.3	0.69	4110	<5	90	0.5	<1	0.59	15.4	32	7.2	62.9	121	4.55
E5543096	>100	0.60	2810	<5	56	<0.5	<1	0.54	15.4	32	6.6	61.0	416	5.76
E5543097	>100	0.54	7560	<5	41	<0.5	<1	0.31	23.2	31	6.7	44.9	326	6.67
E5543098	4.3	0.75	6240	<5	70	0.6	<1	0.28	23.4	34	9.1	57.8	43.9	3.90
E5543099	8.3	0.65	6600	<5	84	0.5	<1	0.41	23.6	35	8.2	63.3	63.1	3.05
E5543100	12.9	0.73	5130	<5	73	0.5	<1	0.84	48.1	35	7.7	52.9	73.9	3.60
E5543101	19.4	0.69	4310	<5	90	<0.5	<1	0.69	29.5	36	7.9	48.1	40.1	3.85

Certified By: Ron Cardinall

Results relate only to the items tested and to all the items tested

AGAT Laboratories
5623 McADAM ROAD
MISSISSAUGA, ONTARIO
CANADA L4Z 1N9
TEL (905)501-9998
FAX (905)501-0589
http://www.agatlabs.com

Certificate of Analysis

AGAT WORK ORDER: 12Y621316

PROJECT NO: THORN 2012 Batch # 13

CLIENT NAME: BRIXTON METALS CORPORATION

ATTENTION TO: GARY THOMPSON

Aqua Regia Digest - Metals Package, ICP-OES finish (201073)

DATE SAMPLED: Jul 17, 2012 | DATE RECEIVED: Jul 13, 2012 | DATE REPORTED: Aug 28, 2012 | SAMPLE TYPE: Drill Core

Analyte:	Ag	Al	As	B	Ba	Be	Bi	Ca	Cd	Ce	Co	Cr	Cu	Fe
Unit:	ppm	%	ppm	ppm	ppm	ppm	ppm	%	ppm	ppm	ppm	ppm	ppm	%
Sample Description RDL:	0.2	0.01	1	5	1	0.5	1	0.01	0.5	1	0.5	0.5	0.5	0.01
E5543102	<0.2	0.03	8	<5	11	<0.5	<1	18.6	<0.5	<1	0.6	1.7	1.5	0.40
E5543103	29.5	0.52	4040	<5	51	0.5	<1	1.18	14.8	26	6.9	37.4	73.3	3.40
E5543104	10.9	0.64	2070	<5	37	0.5	<1	1.06	14.4	23	6.7	38.8	47.7	2.87
E5543105	3.9	0.59	1970	<5	85	0.6	<1	1.09	26.0	21	6.3	35.6	15.0	2.27
E5543106	4.9	0.29	1930	<5	28	<0.5	<1	0.91	43.3	9	4.4	25.8	15.4	2.30
E5543107	>100	0.37	976	14	21	<0.5	60	1.47	442	<1	26.6	14.6	>10000	13.6
E5543108	1.4	0.21	1730	<5	15	<0.5	<1	0.58	7.2	9	3.1	15.3	6.9	1.50
E5543109	4.9	0.74	3920	<5	189	<0.5	<1	1.29	14.8	29	6.9	39.2	20.4	3.31
E5543110	11.3	0.80	3640	<5	104	0.5	3	0.66	61.8	13	7.7	78.1	34.7	3.66
E5543111	4.0	0.56	1640	<5	144	<0.5	2	1.53	17.8	14	7.2	41.7	20.5	3.22
E5543112	2.7	0.46	784	<5	99	<0.5	3	2.01	9.6	12	6.3	46.2	15.1	3.90
E5543113	0.7	0.84	186	<5	160	<0.5	2	2.38	3.8	27	6.2	32.6	13.3	2.55
E5543114	14.0	0.49	1500	<5	99	<0.5	3	1.13	8.5	24	7.4	43.7	33.3	2.67
E5543115	11.5	0.59	1410	<5	141	<0.5	3	1.14	8.1	25	7.2	47.1	29.1	2.67
E5543116	91.7	0.70	5870	<5	130	0.5	7	1.10	26.6	17	7.4	52.8	171	4.20
E5543117	91.7	0.62	3530	<5	140	<0.5	5	0.88	11.1	22	6.7	50.6	143	3.66
E5543118	>100	0.55	5310	<5	116	<0.5	6	0.90	23.5	17	6.6	53.2	162	4.13
E5543119	>100	0.53	8730	<5	77	<0.5	10	1.27	111	7	6.2	31.2	364	6.22
E5543120	>100	0.52	4270	<5	106	<0.5	8	1.00	25.1	10	6.0	2.4	230	4.61
E5543121	57.7	0.55	2240	<5	108	<0.5	5	0.49	9.3	17	6.1	43.8	115	3.85
E5543122	85.8	0.52	2540	<5	107	<0.5	4	0.86	7.9	16	6.2	3.2	115	3.90
E5543123	>100	0.44	5540	<5	47	<0.5	10	0.78	73.2	5	6.5	21.6	362	5.12
E5543124	<0.2	0.02	26	<5	10	<0.5	<1	18.6	<0.5	8	0.9	<0.5	2.0	0.39
E5543125	83.3	0.54	2790	<5	106	<0.5	6	1.12	22.9	17	7.9	55.3	144	4.28
E5543126	>100	0.52	3730	<5	98	<0.5	8	1.23	12.1	11	7.5	36.7	241	4.02
E5543127	>100	0.54	4150	<5	109	<0.5	8	1.57	28.1	13	6.7	39.6	245	4.17
E5543128	85.8	0.39	3250	<5	69	<0.5	6	1.25	23.5	13	6.9	27.0	179	3.75
E5543129	>100	0.38	1030	8	14	<0.5	67	1.80	485	<1	27.4	15.7	>10000	16.3
E5543130	>100	0.60	3330	<5	117	<0.5	5	0.77	14.1	17	6.4	51.9	171	4.08
E5543131	>100	0.53	4290	<5	101	<0.5	10	0.93	13.8	10	7.7	51.4	351	5.10
E5543132	>100	0.50	5060	<5	76	<0.5	7	0.80	12.7	11	7.8	62.7	236	4.18
E5543133	>100	0.64	4700	<5	132	<0.5	7	0.87	12.2	18	8.0	66.9	203	4.01

Certified By: Ron Cardinall

Results relate only to the items tested and to all the items tested

AGAT Laboratories
5623 McADAM ROAD
MISSISSAUGA, ONTARIO
CANADA L4Z 1N9
TEL (905)501-9998
FAX (905)501-0589
http://www.agatlabs.com

Certificate of Analysis

AGAT WORK ORDER: 12Y621316

PROJECT NO: THORN 2012 Batch # 13

CLIENT NAME: BRIXTON METALS CORPORATION

ATTENTION TO: GARY THOMPSON

Aqua Regia Digest - Metals Package, ICP-OES finish (201073)

DATE SAMPLED: Jul 17, 2012 | DATE RECEIVED: Jul 13, 2012 | DATE REPORTED: Aug 28, 2012 | SAMPLE TYPE: Drill Core

Analyte:	Ag	Al	As	B	Ba	Be	Bi	Ca	Cd	Ce	Co	Cr	Cu	Fe
Unit:	ppm	%	ppm	ppm	ppm	ppm	ppm	%	ppm	ppm	ppm	ppm	ppm	%
Sample Description RDL:	0.2	0.01	1	5	1	0.5	1	0.01	0.5	1	0.5	0.5	0.5	0.01
E5543134	>100	0.57	3070	<5	85	<0.5	5	0.58	23.2	16	6.0	44.6	185	3.64
E5543135	>100	0.57	3250	<5	91	<0.5	5	0.60	24.6	17	6.2	45.0	201	3.76
E5543136	>100	0.52	4320	<5	105	<0.5	7	0.78	67.6	15	7.7	56.4	213	4.22
E5543137	2.6	0.54	96	<5	117	<0.5	3	0.73	1.4	23	7.8	74.2	15.5	2.93
E5543138	>100	0.52	2090	<5	118	<0.5	5	0.85	13.1	15	6.7	53.0	212	3.97
E5543139	>100	0.72	4050	<5	122	<0.5	5	0.53	51.7	14	7.6	60.7	196	4.26
E5543140	>100	0.53	5560	<5	100	<0.5	9	0.79	58.5	11	6.9	47.8	298	4.63
E5543141	>100	0.39	5770	<5	84	<0.5	11	0.73	72.7	10	7.1	10.9	336	4.92
E5543142	>100	0.33	3940	<5	61	<0.5	9	1.39	54.4	5	8.5	30.3	354	5.19
E5543143	0.4	0.05	26	<5	17	<0.5	<1	18.6	<0.5	9	2.2	0.9	1.9	0.38
E5543144	>100	0.26	4860	<5	39	<0.5	10	2.14	49.1	<1	7.0	21.8	339	4.89
E5543145	>100	0.42	2930	<5	91	<0.5	7	0.63	35.9	16	7.2	8.8	160	4.22
E5543146	47.8	0.41	1790	<5	104	<0.5	3	1.40	8.9	24	15.4	25.7	61.1	2.75
E5543147	22.0	0.64	2790	<5	64	<0.5	2	0.74	66.9	17	5.6	54.8	39.3	3.33
E5543148	22.0	0.62	2910	<5	87	<0.5	3	0.72	69.3	18	5.7	58.0	40.3	3.25
E5543149	8.7	0.59	2490	<5	77	<0.5	2	0.84	66.6	13	6.2	61.8	26.4	3.28
E5543150	>100	0.30	952	15	1	<0.5	61	1.62	454	<1	25.7	14.7	>10000	15.2
E5543151	76.5	0.89	3790	<5	188	<0.5	<1	0.82	131	28	6.6	58.7	61.2	3.29
E5543152	75.1	0.71	3000	<5	174	<0.5	<1	1.20	14.2	31	7.0	63.7	68.7	3.04
E5543153	3.3	1.27	1030	<5	235	0.5	<1	1.77	17.9	37	5.9	71.2	9.3	2.59
E5543154	8.5	0.95	2370	<5	164	<0.5	<1	1.75	32.4	34	5.9	53.0	9.9	3.16
E5543155	94.2	0.93	3080	<5	198	<0.5	<1	1.56	169	32	6.4	79.5	82.0	3.25

Certified By: Ron Cardinall

Results relate only to the items tested and to all the items tested

AGAT Laboratories
5623 McADAM ROAD
MISSISSAUGA, ONTARIO
CANADA L4Z 1N9
TEL (905)501-9998
FAX (905)501-0589
http://www.agatlabs.com

Certificate of Analysis

AGAT WORK ORDER: 12Y621316

PROJECT NO: THORN 2012 Batch # 13

CLIENT NAME: BRIXTON METALS CORPORATION

ATTENTION TO: GARY THOMPSON

Aqua Regia Digest - Metals Package, ICP-OES finish (201073)

DATE SAMPLED: Jul 17, 2012 | DATE RECEIVED: Jul 13, 2012 | DATE REPORTED: Aug 28, 2012 | SAMPLE TYPE: Drill Core

Analyte:	Ga	Hg	In	K	La	Li	Mg	Mn	Mo	Na	Ni	P	Pb	Rb
Unit:	ppm	ppm	ppm	%	ppm	ppm	%	ppm	ppm	%	ppm	ppm	ppm	ppm
Sample Description RDL:	5	1	1	0.01	1	1	0.01	1	0.5	0.01	0.5	10	0.5	10
E5543070	<5	<1	<1	0.44	14	<1	0.04	39	2.4	0.01	2.0	391	203	32
E5543071	<5	<1	<1	0.39	14	<1	0.04	25	2.4	<0.01	4.2	33	2660	31
E5543072	<5	<1	<1	0.29	15	<1	0.02	18	2.2	<0.01	3.6	52	1090	22
E5543073	<5	<1	<1	0.30	16	<1	0.02	19	2.5	<0.01	3.5	57	1130	22
E5543074	<5	<1	<1	0.26	14	<1	0.02	17	1.5	0.01	2.5	77	910	21
E5543075	<5	<1	<1	0.31	13	<1	0.03	24	2.1	<0.01	5.2	77	769	27
E5543076	<5	<1	<1	0.28	16	<1	0.04	218	1.8	<0.01	4.4	358	414	23
E5543077	<5	<1	<1	0.28	14	<1	0.02	24	1.2	<0.01	5.0	173	738	23
E5543078	<5	<1	<1	0.35	16	<1	0.03	59	1.1	<0.01	2.8	621	321	29
E5543079	<5	<1	<1	0.34	15	<1	0.03	31	4.0	<0.01	4.2	142	9208	29
E5543080	<5	<1	<1	0.24	11	<1	0.02	32	2.9	<0.01	3.2	53	1710	20
E5543081	<5	<1	<1	0.30	15	<1	0.03	95	2.7	<0.01	3.2	600	1220	23
E5543082	<5	<1	<1	0.27	15	<1	0.03	98	3.3	<0.01	3.6	631	1230	22
E5543083	<5	<1	<1	0.01	2	<1	10.7	200	0.8	<0.01	1.1	128	5.2	<10
E5543084	<5	<1	<1	0.33	14	<1	0.10	311	3.8	0.02	3.8	774	784	24
E5543085	<5	<1	<1	0.34	15	<1	0.10	338	4.3	0.03	4.0	836	882	27
E5543086	5	<1	<1	0.33	15	<1	0.07	161	5.6	0.01	4.6	648	916	26
E5543087	17	17	<1	0.09	1	3	0.74	418	44.4	<0.01	52.4	344	>10000	<10
E5543088	<5	<1	<1	0.26	13	<1	0.03	48	<0.5	0.01	2.8	614	949	21
E5543089	<5	<1	<1	0.26	13	<1	0.03	53	4.0	<0.01	3.8	598	1100	21
E5543090	<5	<1	<1	0.28	15	<1	0.03	47	4.9	<0.01	3.4	665	775	21
E5543091	<5	<1	<1	0.31	15	<1	0.03	34	9.7	<0.01	3.7	527	1380	25
E5543092	5	<1	<1	0.35	17	<1	0.04	37	7.4	<0.01	4.1	559	1440	29
E5543093	<5	<1	<1	0.34	19	<1	0.04	43	3.3	0.01	4.9	672	628	25
E5543094	<5	<1	<1	0.39	19	<1	0.04	45	4.0	0.01	4.8	685	642	30
E5543095	<5	<1	<1	0.36	15	<1	0.04	240	4.1	0.02	3.3	945	453	26
E5543096	<5	<1	<1	0.32	15	<1	0.04	203	5.1	0.02	3.4	667	960	24
E5543097	5	<1	<1	0.28	15	<1	0.05	264	3.7	0.01	3.3	668	1020	22
E5543098	<5	<1	<1	0.39	15	<1	0.07	823	4.4	0.01	6.4	714	160	31
E5543099	<5	<1	<1	0.33	16	<1	0.06	265	6.3	0.01	5.7	685	209	25
E5543100	<5	<1	<1	0.38	17	<1	0.14	355	6.1	0.01	5.9	840	427	29
E5543101	<5	<1	<1	0.37	17	<1	0.15	316	4.0	0.01	4.8	870	324	30

Certified By: Ron Cardinall

Results relate only to the items tested and to all the items tested

AGAT Laboratories
5623 McADAM ROAD
MISSISSAUGA, ONTARIO
CANADA L4Z 1N9
TEL (905)501-9998
FAX (905)501-0589
http://www.agatlabs.com

Certificate of Analysis

AGAT WORK ORDER: 12Y621316

PROJECT NO: THORN 2012 Batch # 13

CLIENT NAME: BRIXTON METALS CORPORATION

ATTENTION TO: GARY THOMPSON

Aqua Regia Digest - Metals Package, ICP-OES finish (201073)

DATE SAMPLED: Jul 17, 2012 | DATE RECEIVED: Jul 13, 2012 | DATE REPORTED: Aug 28, 2012 | SAMPLE TYPE: Drill Core

Analyte:	Ga	Hg	In	K	La	Li	Mg	Mn	Mo	Na	Ni	P	Pb	Rb
Unit:	ppm	ppm	ppm	%	ppm	ppm	%	ppm	ppm	%	ppm	ppm	ppm	ppm
Sample Description RDL:	5	1	1	0.01	1	1	0.01	1	0.5	0.01	0.5	10	0.5	10
E5543102	<5	<1	<1	0.02	2	<1	12.2	222	<0.5	<0.01	0.9	123	6.9	<10
E5543103	<5	<1	<1	0.28	12	<1	0.30	503	4.2	0.01	4.3	631	363	23
E5543104	<5	<1	<1	0.29	10	2	0.21	631	2.5	0.02	4.0	752	581	24
E5543105	<5	<1	<1	0.32	9	<1	0.29	714	4.8	0.01	4.2	749	250	26
E5543106	<5	<1	<1	0.16	4	<1	0.29	617	4.4	0.01	3.4	426	318	10
E5543107	20	14	11	0.08	1	4	0.76	412	35.2	<0.01	48.3	410	>10000	<10
E5543108	<5	<1	<1	0.11	4	<1	0.13	580	1.2	<0.01	2.1	274	195	<10
E5543109	<5	<1	<1	0.40	13	<1	0.29	1230	4.0	0.02	4.9	745	355	29
E5543110	<5	<1	2	0.44	11	<1	0.14	409	23.4	0.02	7.6	917	963	37
E5543111	<5	<1	<1	0.33	10	<1	0.38	1490	4.5	0.02	4.7	904	534	28
E5543112	<5	<1	<1	0.27	11	<1	0.47	1290	6.1	0.02	2.5	805	327	24
E5543113	<5	<1	<1	0.29	17	6	0.58	1460	5.2	0.03	1.9	953	55.5	28
E5543114	<5	<1	<1	0.25	15	2	0.16	511	1.4	0.02	3.0	969	200	19
E5543115	<5	<1	<1	0.29	16	2	0.17	495	2.6	0.03	3.1	949	182	22
E5543116	<5	<1	<1	0.39	14	<1	0.22	372	4.4	0.02	4.4	858	852	32
E5543117	<5	<1	<1	0.34	16	<1	0.15	368	4.1	0.02	3.1	849	1050	27
E5543118	<5	<1	<1	0.32	14	<1	0.16	301	4.0	0.02	4.2	794	934	24
E5543119	<5	<1	<1	0.31	12	<1	0.35	633	4.7	0.01	2.4	736	2840	27
E5543120	<5	<1	<1	0.30	12	<1	0.16	323	2.6	0.01	1.9	690	1400	25
E5543121	<5	<1	<1	0.31	13	<1	0.09	137	2.8	0.02	2.3	836	766	21
E5543122	<5	<1	<1	0.29	13	<1	0.19	259	2.7	0.02	2.4	840	1720	22
E5543123	<5	<1	<1	0.27	10	<1	0.16	275	4.1	0.01	2.5	640	3800	21
E5543124	<5	<1	<1	0.02	2	<1	11.3	236	2.4	<0.01	0.5	228	2.5	17
E5543125	<5	<1	<1	0.31	14	<1	0.26	415	3.0	0.02	5.4	843	881	25
E5543126	<5	<1	<1	0.30	11	<1	0.22	370	4.4	0.02	4.6	714	1180	27
E5543127	<5	<1	<1	0.31	12	<1	0.34	494	4.0	0.02	2.7	782	1590	27
E5543128	<5	<1	<1	0.25	11	<1	0.22	397	3.2	0.01	3.3	843	1250	21
E5543129	17	16	2	0.08	1	4	0.81	449	39.8	<0.01	52.0	442	>10000	<10
E5543130	<5	<1	<1	0.35	14	<1	0.12	225	2.4	0.02	3.3	808	1110	28
E5543131	<5	<1	<1	0.30	12	<1	0.15	250	6.1	0.02	3.9	762	1890	25
E5543132	<5	<1	1	0.31	11	<1	0.09	186	4.0	0.02	6.4	762	1650	25
E5543133	<5	<1	3	0.37	14	<1	0.10	203	4.1	0.02	6.0	813	1520	30

Certified By: Ron Cardinall

Results relate only to the items tested and to all the items tested

AGAT Laboratories

5623 McADAM ROAD
MISSISSAUGA, ONTARIO
CANADA L4Z 1N9
TEL (905)501-9998
FAX (905)501-0589
http://www.agatlabs.com

Certificate of Analysis

AGAT WORK ORDER: 12Y621316

PROJECT NO: THORN 2012 Batch # 13

CLIENT NAME: BRIXTON METALS CORPORATION

ATTENTION TO: GARY THOMPSON

Aqua Regia Digest - Metals Package, ICP-OES finish (201073)

DATE SAMPLED: Jul 17, 2012 | DATE RECEIVED: Jul 13, 2012 | DATE REPORTED: Aug 28, 2012 | SAMPLE TYPE: Drill Core

Analyte:	Ga	Hg	In	K	La	Li	Mg	Mn	Mo	Na	Ni	P	Pb	Rb
Unit:	ppm	ppm	ppm	%	ppm	ppm	%	ppm	ppm	%	ppm	ppm	ppm	ppm
Sample Description RDL:	5	1	1	0.01	1	1	0.01	1	0.5	0.01	0.5	10	0.5	10
E5543134	<5	<1	<1	0.32	12	<1	0.07	144	3.7	0.01	3.1	742	2990	23
E5543135	<5	<1	<1	0.32	13	<1	0.07	151	2.8	0.01	3.2	785	3150	23
E5543136	<5	<1	<1	0.30	13	<1	0.13	265	2.1	0.02	5.5	828	4360	24
E5543137	<5	<1	1	0.29	15	<1	0.08	356	2.2	0.04	4.2	955	90.1	24
E5543138	<5	<1	<1	0.28	12	<1	0.12	378	3.5	0.03	3.3	822	7410	23
E5543139	<5	<1	<1	0.39	12	<1	0.12	339	2.3	0.02	4.3	859	>10000	31
E5543140	<5	<1	2	0.30	11	<1	0.15	385	3.2	0.02	4.6	806	>10000	24
E5543141	<5	<1	2	0.24	11	<1	0.16	361	3.7	0.01	5.7	765	>10000	20
E5543142	<5	<1	2	0.19	9	<1	0.36	726	6.3	0.01	5.2	803	>10000	17
E5543143	<5	<1	<1	0.05	2	1	11.2	216	2.4	<0.01	0.8	202	31.0	25
E5543144	<5	<1	1	0.17	6	<1	0.58	1090	4.5	0.01	4.0	682	>10000	17
E5543145	<5	<1	<1	0.25	13	<1	0.15	314	1.8	0.01	3.2	890	>10000	19
E5543146	<5	<1	2	0.25	15	<1	0.23	1010	1.6	0.02	3.5	1060	3280	21
E5543147	<5	<1	<1	0.36	12	<1	0.16	583	1.3	0.03	2.4	829	1340	27
E5543148	<5	<1	<1	0.35	13	<1	0.15	599	4.0	0.03	2.5	845	1400	27
E5543149	<5	<1	1	0.34	10	1	0.19	2240	2.2	0.06	3.3	871	1150	26
E5543150	14	14	2	0.06	<1	4	0.74	417	36.9	<0.01	48.8	402	>10000	<10
E5543151	<5	<1	<1	0.46	13	1	0.22	745	4.8	0.06	4.1	739	2660	35
E5543152	<5	<1	<1	0.35	14	2	0.20	647	2.7	0.06	4.4	846	3200	25
E5543153	6	<1	<1	0.49	18	5	0.36	1960	2.4	0.06	3.0	820	248	37
E5543154	<5	<1	<1	0.32	16	6	0.42	1950	3.4	0.04	2.5	838	455	24
E5543155	<5	1	<1	0.46	15	2	0.29	772	12.4	0.04	4.3	820	3500	34

Certified By: Ron Cardinall

Results relate only to the items tested and to all the items tested

AGAT Laboratories
5623 McADAM ROAD
MISSISSAUGA, ONTARIO
CANADA L4Z 1N9
TEL (905)501-9998
FAX (905)501-0589
http://www.agatlabs.com

Certificate of Analysis

AGAT WORK ORDER: 12Y621316

PROJECT NO: THORN 2012 Batch # 13

CLIENT NAME: BRIXTON METALS CORPORATION

ATTENTION TO: GARY THOMPSON

Aqua Regia Digest - Metals Package, ICP-OES finish (201073)

DATE SAMPLED: Jul 17, 2012 | DATE RECEIVED: Jul 13, 2012 | DATE REPORTED: Aug 28, 2012 | SAMPLE TYPE: Drill Core

Analyte:	S	Sb	Sc	Se	Sn	Sr	Ta	Te	Th	Ti	Tl	U	V	W
Unit:	%	ppm	ppm	ppm	ppm	ppm	ppm	ppm	ppm	%	ppm	ppm	ppm	ppm
Sample Description RDL:	0.005	1	0.5	10	5	0.5	10	10	5	0.01	5	5	0.5	1
E5543070	0.229	48	0.6	<10	<5	25.1	<10	<10	<5	<0.01	<5	<5	7.6	2
E5543071	4.31	164	<0.5	11	<5	21.7	<10	<10	<5	<0.01	<5	<5	5.7	<1
E5543072	3.95	168	<0.5	11	<5	14.4	<10	<10	<5	<0.01	<5	<5	5.5	<1
E5543073	4.06	167	<0.5	<10	<5	15.7	<10	<10	<5	<0.01	<5	<5	5.7	<1
E5543074	3.22	73	<0.5	<10	<5	11.7	<10	<10	<5	<0.01	<5	<5	6.0	<1
E5543075	4.29	167	<0.5	<10	<5	17.0	<10	<10	<5	<0.01	<5	<5	6.5	<1
E5543076	3.51	113	<0.5	<10	<5	20.3	<10	<10	<5	<0.01	<5	<5	4.7	<1
E5543077	3.03	105	<0.5	<10	<5	11.8	<10	<10	<5	<0.01	<5	<5	4.1	<1
E5543078	2.38	61	<0.5	<10	<5	9.9	<10	<10	<5	<0.01	<5	<5	5.2	<1
E5543079	7.38	2660	<0.5	11	<5	29.2	<10	<10	<5	<0.01	9	5	5.5	<1
E5543080	7.42	602	<0.5	12	<5	9.2	18	<10	<5	<0.01	11	6	5.5	<1
E5543081	4.19	330	<0.5	11	<5	29.3	<10	<10	<5	<0.01	<5	<5	5.8	<1
E5543082	4.31	338	<0.5	<10	<5	29.0	<10	<10	5	<0.01	6	<5	5.2	<1
E5543083	0.024	1	<0.5	<10	<5	20.0	<10	<10	<5	<0.01	<5	15	6.7	<1
E5543084	3.70	343	<0.5	<10	<5	97.2	<10	<10	<5	<0.01	<5	<5	8.4	<1
E5543085	4.11	371	<0.5	<10	<5	108	<10	<10	<5	<0.01	7	<5	9.0	<1
E5543086	6.95	705	<0.5	12	<5	37.7	<10	<10	<5	<0.01	8	6	6.7	<1
E5543087	14.2	254	<0.5	256	71	31.0	17	13	<5	<0.01	39	24	23.2	494
E5543088	7.45	866	<0.5	<10	<5	24.4	11	<10	<5	<0.01	11	5	5.6	<1
E5543089	6.96	857	<0.5	11	<5	27.1	<10	<10	<5	<0.01	10	6	5.7	<1
E5543090	6.11	691	<0.5	<10	<5	18.8	<10	<10	<5	<0.01	14	5	6.1	<1
E5543091	7.99	1240	<0.5	13	<5	15.7	<10	<10	<5	<0.01	13	8	7.5	<1
E5543092	8.20	1320	<0.5	<10	<5	17.0	<10	<10	<5	<0.01	16	9	8.8	<1
E5543093	4.96	477	<0.5	<10	<5	13.7	<10	<10	<5	<0.01	10	<5	9.2	<1
E5543094	5.09	470	<0.5	11	<5	13.9	<10	<10	6	<0.01	8	<5	10.3	<1
E5543095	4.80	411	<0.5	<10	<5	157	<10	<10	<5	<0.01	12	<5	7.9	<1
E5543096	5.88	980	<0.5	<10	<5	124	11	<10	<5	<0.01	<5	<5	6.1	<1
E5543097	6.45	1090	<0.5	<10	<5	43.1	<10	<10	<5	<0.01	10	6	7.5	<1
E5543098	3.48	124	<0.5	<10	<5	31.6	<10	<10	<5	<0.01	<5	<5	7.2	<1
E5543099	3.09	163	<0.5	<10	<5	69.8	<10	<10	<5	<0.01	6	<5	6.7	<1
E5543100	3.61	292	0.5	<10	<5	160	<10	<10	<5	<0.01	5	<5	7.9	<1
E5543101	4.03	203	<0.5	<10	<5	119	<10	<10	<5	<0.01	<5	<5	7.0	<1

Certified By: Ron Cardinall

Results relate only to the items tested and to all the items tested

AGAT Laboratories

5623 McADAM ROAD
MISSISSAUGA, ONTARIO
CANADA L4Z 1N9
TEL (905)501-9998
FAX (905)501-0589
http://www.agatlabs.com

Certificate of Analysis

AGAT WORK ORDER: 12Y621316

PROJECT NO: THORN 2012 Batch # 13

CLIENT NAME: BRIXTON METALS CORPORATION

ATTENTION TO: GARY THOMPSON

Aqua Regia Digest - Metals Package, ICP-OES finish (201073)

DATE SAMPLED: Jul 17, 2012 | DATE RECEIVED: Jul 13, 2012 | DATE REPORTED: Aug 28, 2012 | SAMPLE TYPE: Drill Core

Analyte:	S	Sb	Sc	Se	Sn	Sr	Ta	Te	Th	Ti	Tl	U	V	W
Unit:	%	ppm	ppm	ppm	ppm	ppm	ppm	ppm	ppm	%	ppm	ppm	ppm	ppm
Sample Description RDL:	0.005	1	0.5	10	5	0.5	10	10	5	0.01	5	5	0.5	1
E5543102	0.017	2	<0.5	<10	<5	21.4	<10	<10	<5	<0.01	<5	17	8.8	<1
E5543103	3.25	258	<0.5	<10	<5	188	<10	<10	<5	<0.01	<5	<5	5.2	<1
E5543104	2.64	262	0.6	<10	<5	185	<10	<10	<5	<0.01	<5	<5	8.4	<1
E5543105	2.21	91	0.7	<10	<5	223	<10	<10	<5	<0.01	6	<5	6.0	<1
E5543106	2.35	88	<0.5	<10	<5	159	<10	<10	<5	<0.01	<5	<5	4.1	<1
E5543107	20.6	207	<0.5	199	54	23.1	<10	74	<5	<0.01	40	9	27.0	660
E5543108	1.84	9	<0.5	<10	<5	116	<10	<10	<5	<0.01	<5	<5	2.8	<1
E5543109	3.21	110	0.8	<10	<5	264	<10	<10	<5	<0.01	<5	<5	9.8	<1
E5543110	4.07	150	2.4	<10	<5	171	<10	<10	6	<0.01	7	<5	12.9	<1
E5543111	2.92	64	2.1	<10	<5	318	<10	<10	<5	<0.01	9	<5	12.3	<1
E5543112	3.90	57	2.2	<10	<5	342	<10	<10	<5	<0.01	7	<5	11.7	<1
E5543113	0.857	29	2.5	<10	<5	488	<10	<10	<5	<0.01	8	<5	20.4	<1
E5543114	2.54	85	1.9	<10	<5	257	<10	<10	6	<0.01	8	<5	8.4	<1
E5543115	2.57	81	1.8	<10	<5	260	<10	<10	<5	<0.01	8	<5	9.8	<1
E5543116	4.55	400	2.3	<10	<5	260	<10	<10	<5	<0.01	9	<5	12.4	<1
E5543117	3.97	489	1.9	<10	<5	208	<10	<10	<5	<0.01	8	<5	10.0	<1
E5543118	4.48	474	1.8	<10	<5	238	<10	<10	5	<0.01	9	<5	9.1	<1
E5543119	6.96	1420	2.2	<10	<5	242	<10	14	<5	<0.01	10	<5	12.9	7
E5543120	5.13	732	1.7	<10	<5	253	<10	<10	<5	<0.01	8	<5	9.3	<1
E5543121	4.28	382	1.5	<10	<5	153	<10	<10	<5	<0.01	6	<5	8.8	<1
E5543122	4.23	836	1.6	<10	<5	201	<10	<10	5	<0.01	8	<5	9.4	<1
E5543123	5.87	1880	1.4	<10	<5	178	<10	10	<5	<0.01	10	<5	8.7	<1
E5543124	0.229	11	<0.5	<10	<5	39.6	<10	<10	<5	<0.01	<5	<5	15.7	<1
E5543125	4.71	466	2.2	<10	<5	209	<10	<10	<5	<0.01	9	<5	11.2	<1
E5543126	4.32	705	2.1	<10	<5	288	<10	<10	6	<0.01	8	<5	10.1	<1
E5543127	4.41	907	1.8	<10	<5	337	<10	<10	<5	<0.01	9	<5	10.2	<1
E5543128	4.22	696	1.8	<10	<5	286	<10	<10	<5	<0.01	9	<5	8.2	<1
E5543129	21.0	201	<0.5	209	68	19.8	<10	72	<5	<0.01	34	<5	31.5	872
E5543130	4.59	628	1.5	<10	<5	187	<10	<10	<5	<0.01	9	<5	9.1	<1
E5543131	5.72	1200	1.7	<10	<5	194	<10	<10	<5	<0.01	9	<5	10.0	<1
E5543132	4.73	972	1.6	<10	<5	226	<10	<10	<5	<0.01	8	<5	8.5	<1
E5543133	4.53	878	1.7	<10	<5	255	<10	<10	5	<0.01	9	<5	9.6	<1

Certified By: Ron Cardinall

Results relate only to the items tested and to all the items tested

AGAT Laboratories
5623 McADAM ROAD
MISSISSAUGA, ONTARIO
CANADA L4Z 1N9
TEL (905)501-9998
FAX (905)501-0589
http://www.agatlabs.com

Certificate of Analysis

AGAT WORK ORDER: 12Y621316

PROJECT NO: THORN 2012 Batch # 13

CLIENT NAME: BRIXTON METALS CORPORATION

ATTENTION TO: GARY THOMPSON

Aqua Regia Digest - Metals Package, ICP-OES finish (201073)

DATE SAMPLED: Jul 17, 2012 | DATE RECEIVED: Jul 13, 2012 | DATE REPORTED: Aug 28, 2012 | SAMPLE TYPE: Drill Core

Analyte:	S	Sb	Sc	Se	Sn	Sr	Ta	Te	Th	Ti	Tl	U	V	W
Unit:	%	ppm	ppm	ppm	ppm	ppm	ppm	ppm	ppm	%	ppm	ppm	ppm	ppm
Sample Description RDL:	0.005	1	0.5	10	5	0.5	10	10	5	0.01	5	5	0.5	1
E5543134	4.29	1510	1.2	<10	<5	182	<10	<10	<5	<0.01	8	<5	9.3	<1
E5543135	4.37	1650	1.3	<10	<5	188	<10	<10	<5	<0.01	8	<5	9.4	<1
E5543136	4.98	2070	1.5	<10	<5	193	<10	<10	<5	<0.01	8	<5	12.3	<1
E5543137	3.34	34	1.7	<10	<5	201	<10	<10	5	<0.01	7	<5	12.5	<1
E5543138	4.71	2070	0.7	<10	<5	187	<10	<10	<5	<0.01	10	<5	10.6	<1
E5543139	5.01	2020	<0.5	<10	<5	83.9	<10	<10	<5	<0.01	11	<5	11.2	<1
E5543140	5.76	4390	<0.5	<10	<5	134	<10	<10	<5	<0.01	13	<5	9.8	<1
E5543141	6.51	6770	<0.5	<10	<5	123	<10	10	<5	<0.01	14	<5	8.9	2
E5543142	6.36	3790	<0.5	<10	<5	179	<10	<10	<5	<0.01	12	<5	9.6	1
E5543143	0.232	17	<0.5	<10	<5	42.6	<10	<10	<5	<0.01	<5	<5	15.2	<1
E5543144	5.89	3590	<0.5	<10	<5	286	<10	<10	<5	<0.01	12	<5	9.3	3
E5543145	5.28	2720	<0.5	<10	<5	119	<10	<10	5	<0.01	10	<5	8.2	<1
E5543146	3.01	152	1.9	<10	<5	276	<10	<10	5	<0.01	9	<5	8.6	<1
E5543147	3.91	112	1.5	<10	<5	180	<10	<10	<5	<0.01	6	<5	8.8	<1
E5543148	3.85	122	1.6	<10	<5	175	<10	<10	5	<0.01	6	<5	9.3	<1
E5543149	3.80	177	2.0	<10	<5	157	<10	<10	<5	<0.01	8	5	10.1	<1
E5543150	18.9	179	<0.5	210	61	18.3	<10	65	<5	<0.01	31	<5	26.2	817
E5543151	3.67	938	0.8	<10	<5	165	<10	<10	<5	<0.01	<5	<5	8.1	<1
E5543152	2.97	316	0.7	<10	<5	256	<10	<10	<5	<0.01	<5	<5	6.4	<1
E5543153	1.73	31	0.9	<10	<5	413	<10	<10	<5	<0.01	<5	<5	13.6	<1
E5543154	2.33	61	0.6	<10	<5	314	<10	<10	<5	<0.01	<5	<5	10.0	<1
E5543155	3.47	753	0.9	<10	<5	247	<10	<10	<5	<0.01	<5	<5	8.2	<1

Certified By: Ron Cardinall

Results relate only to the items tested and to all the items tested

AGAT Laboratories

5623 McADAM ROAD
MISSISSAUGA, ONTARIO
CANADA L4Z 1N9
TEL (905)501-9998
FAX (905)501-0589
http://www.agatlabs.com

Certificate of Analysis

AGAT WORK ORDER: 12Y621316

PROJECT NO: THORN 2012 Batch # 13

CLIENT NAME: BRIXTON METALS CORPORATION

ATTENTION TO: GARY THOMPSON

Aqua Regia Digest - Metals Package, ICP-OES finish (201073)

DATE SAMPLED: Jul 17, 2012 | DATE RECEIVED: Jul 13, 2012 | DATE REPORTED: Aug 28, 2012 | SAMPLE TYPE: Drill Core

Analyte:	Y	Zn	Zr	Ag-Grav	Cu-OL	Pb-Fusion	Zn Fusion
Unit:	ppm	ppm	ppm	g/t	%	%	%
Sample Description RDL:	1	0.5	5	0.7	0.002	0.005	0.005
E5543070	2	36.1	<5				
E5543071	3	813	5				
E5543072	3	722	5				
E5543073	3	737	5				
E5543074	3	403	5				
E5543075	3	593	6				
E5543076	5	881	<5				
E5543077	2	581	<5				
E5543078	3	231	<5				
E5543079	2	1830	7	169			
E5543080	2	1490	5	100			
E5543081	5	1700	6				
E5543082	5	1740	6				
E5543083	<1	10.7	<5				
E5543084	6	2070	7				
E5543085	6	2270	8				
E5543086	6	1720	9	139			
E5543087	4	>10000	8	177	1.11	1.27	7.77
E5543088	6	1360	9	128			
E5543089	5	1670	8	151			
E5543090	5	1050	8	121			
E5543091	5	1590	9	216			
E5543092	5	1670	10	222			
E5543093	5	1290	7				
E5543094	6	1300	7				
E5543095	8	1120	7				
E5543096	7	1280	7	130			
E5543097	7	1730	8	135			
E5543098	11	2290	7				
E5543099	9	1570	6				
E5543100	6	3310	7				
E5543101	7	2490	8				

Certified By: Ron Cardinall

Results relate only to the items tested and to all the items tested

AGAT Laboratories
5623 McADAM ROAD
MISSISSAUGA, ONTARIO
CANADA L4Z 1N9
TEL (905)501-9998
FAX (905)501-0589
http://www.agatlabs.com

Certificate of Analysis

AGAT WORK ORDER: 12Y621316

PROJECT NO: THORN 2012 Batch # 13

CLIENT NAME: BRIXTON METALS CORPORATION

ATTENTION TO: GARY THOMPSON

Aqua Regia Digest - Metals Package, ICP-OES finish (201073)

DATE SAMPLED: Jul 17, 2012 | DATE RECEIVED: Jul 13, 2012 | DATE REPORTED: Aug 28, 2012 | SAMPLE TYPE: Drill Core

Analyte:	Y	Zn	Zr	Ag-Grav	Cu-OL	Pb-Fusion	Zn Fusion
Unit:	ppm	ppm	ppm	g/t	%	%	%
Sample Description RDL:	1	0.5	5	0.7	0.002	0.005	0.005
E5543102	<1	12.0	<5				
E5543103	6	1400	7				
E5543104	6	1090	6				
E5543105	7	1930	6				
E5543106	5	3400	<5				
E5543107	4	>10000	<5	160	1.23	1.36	8.52
E5543108	3	659	<5				
E5543109	7	1260	8				
E5543110	6	4770	6				
E5543111	7	1880	<5				
E5543112	7	1040	5				
E5543113	8	378	<5				
E5543114	6	805	5				
E5543115	6	743	<5				
E5543116	7	2260	<5				
E5543117	6	1130	5				
E5543118	6	2130	5	113			
E5543119	8	9090	6	265			
E5543120	6	2200	<5	161			
E5543121	5	931	<5				
E5543122	6	799	<5				
E5543123	5	6430	5	252			
E5543124	<1	13.7	<5				
E5543125	6	1990	<5				
E5543126	6	1110	6	124			
E5543127	7	2320	5	142			
E5543128	6	1980	<5				
E5543129	4	>10000	<5	174	1.23	1.43	8.76
E5543130	6	1370	<5	108			
E5543131	6	1300	5	209			
E5543132	5	1160	<5	133			
E5543133	6	1120	<5	109			

Certified By: Ron Cardinall

Results relate only to the items tested and to all the items tested

AGAT Laboratories
5623 McADAM ROAD
MISSISSAUGA, ONTARIO
CANADA L4Z 1N9
TEL (905)501-9998
FAX (905)501-0589
http://www.agatlabs.com

Certificate of Analysis

AGAT WORK ORDER: 12Y621316

PROJECT NO: THORN 2012 Batch # 13

CLIENT NAME: BRIXTON METALS CORPORATION

ATTENTION TO: GARY THOMPSON

Aqua Regia Digest - Metals Package, ICP-OES finish (201073)

DATE SAMPLED: Jul 17, 2012 | DATE RECEIVED: Jul 13, 2012 | DATE REPORTED: Aug 28, 2012 | SAMPLE TYPE: Drill Core

Analyte:	Y	Zn	Zr	Ag-Grav	Cu-OL	Pb-Fusion	Zn Fusion
Unit:	ppm	ppm	ppm	g/t	%	%	%
Sample Description RDL:	1	0.5	5	0.7	0.002	0.005	0.005
E5543134	5	1920	<5	159			
E5543135	5	2000	<5	171			
E5543136	6	4880	5	194			
E5543137	5	161	6				
E5543138	5	1230	<5	280			
E5543139	5	3860	<5	330		1.23	
E5543140	6	4270	5	511		2.05	
E5543141	6	5580	<5	821		3.66	
E5543142	6	4150	<5	752		2.44	
E5543143	<1	13.6	<5				
E5543144	8	3770	<5	853		2.80	
E5543145	6	2890	<5	418		1.46	
E5543146	7	718	<5				
E5543147	5	4750	<5				
E5543148	6	4920	<5				
E5543149	6	4450	<5				
E5543150	4	>10000	<5	160	1.13	1.25	7.31
E5543151	6	3760	5				
E5543152	6	1220	6				
E5543153	8	1480	6				
E5543154	8	2630	6				
E5543155	7	8330	6				

Comments: RDL - Reported Detection Limit

Certified By: Ron Cardinall

Results relate only to the items tested and to all the items tested

AGAT Laboratories
5623 McADAM ROAD
MISSISSAUGA, ONTARIO
CANADA L4Z 1N9
TEL (905)501-9998
FAX (905)501-0589
http://www.agatlabs.com

Certificate of Analysis

AGAT WORK ORDER: 12Y621316

PROJECT NO: THORN 2012 Batch # 13

CLIENT NAME: BRIXTON METALS CORPORATION

ATTENTION TO: GARY THOMPSON

Fire Assay - Trace Au, ICP-OES finish (202052)

DATE SAMPLED: Jul 17, 2012 | DATE RECEIVED: Jul 13, 2012 | DATE REPORTED: Aug 28, 2012 | SAMPLE TYPE: Drill Core

Analyte:	Sample Login Weight	Au
Unit:	kg	ppm
Sample Description RDL:	0.01	0.001
E5543070	0.20	0.218
E5543071	1.09	0.245
E5543072	0.68	0.242
E5543073	1.30	0.255
E5543074	DUP	0.183
E5543075	2.19	0.307
E5543076	1.90	0.173
E5543077	1.60	0.169
E5543078	2.29	0.137
E5543079	1.98	0.415
E5543080	1.83	0.471
E5543081	2.12	0.325
E5543082	2.05	0.320
E5543083	0.62	0.021
E5543084	2.06	0.293
E5543085	2.38	0.305
E5543086	2.37	1.15
E5543087	0.15	2.04
E5543088	2.34	1.03
E5543089	2.21	0.850
E5543090	2.08	0.998
E5543091	2.29	2.29
E5543092	DUP	2.44
E5543093	1.84	1.28
E5543094	2.08	1.18
E5543095	2.07	0.968
E5543096	2.16	1.92
E5543097	2.26	1.50
E5543098	1.68	0.159
E5543099	1.36	0.199
E5543100	3.51	0.273

Certified By: Ron Cardinall

Results relate only to the items tested and to all the items tested

AGAT Laboratories
5623 McADAM ROAD
MISSISSAUGA, ONTARIO
CANADA L4Z 1N9
TEL (905)501-9998
FAX (905)501-0589
http://www.agatlabs.com

Certificate of Analysis

AGAT WORK ORDER: 12Y621316

PROJECT NO: THORN 2012 Batch # 13

CLIENT NAME: BRIXTON METALS CORPORATION

ATTENTION TO: GARY THOMPSON

Fire Assay - Trace Au, ICP-OES finish (202052)

DATE SAMPLED: Jul 17, 2012 | DATE RECEIVED: Jul 13, 2012 | DATE REPORTED: Aug 28, 2012 | SAMPLE TYPE: Drill Core

Analyte:	Sample Login Weight	Au
Unit:	kg	ppm
Sample Description RDL:	0.01	0.001
E5543101	4.18	0.150
E5543102	0.68	<0.001
E5543103	4.13	0.365
E5543104	4.15	0.111
E5543105	4.39	0.025
E5543106	3.83	0.054
E5543107	0.15	2.13
E5543108	6.82	0.021
E5543109	2.47	0.024
E5543110	4.60	0.013
E5543111	4.47	<0.001
E5543112	4.39	0.020
E5543113	4.20	0.003
E5543114	4.09	0.031
E5543115	DUP	0.037
E5543116	4.41	0.175
E5543117	2.19	0.141
E5543118	2.36	0.304
E5543119	2.13	0.424
E5543120	2.57	0.361
E5543121	2.27	0.106
E5543122	2.32	0.232
E5543123	2.38	0.469
E5543124	0.68	0.002
E5543125	2.42	0.261
E5543126	2.14	0.349
E5543127	2.65	0.289
E5543128	2.34	0.235
E5543129	0.15	1.99
E5543130	2.42	0.217
E5543131	2.27	0.258

Certified By: Ron Cardinall

Results relate only to the items tested and to all the items tested

AGAT Laboratories

5623 McADAM ROAD
MISSISSAUGA, ONTARIO
CANADA L4Z 1N9
TEL (905)501-9998
FAX (905)501-0589
http://www.agatlabs.com

Certificate of Analysis

AGAT WORK ORDER: 12Y621316

PROJECT NO: THORN 2012 Batch # 13

CLIENT NAME: BRIXTON METALS CORPORATION

ATTENTION TO: GARY THOMPSON

Fire Assay - Trace Au, ICP-OES finish (202052)

DATE SAMPLED: Jul 17, 2012 | DATE RECEIVED: Jul 13, 2012 | DATE REPORTED: Aug 28, 2012 | SAMPLE TYPE: Drill Core

Analyte:	Sample Login Weight	Au
Unit:	kg	ppm
Sample Description RDL:	0.01	0.001
E5543132	2.39	0.191
E5543133	DUP	0.200
E5543134	1.95	0.238
E5543135	2.31	0.230
E5543136	2.39	0.386
E5543137	2.36	0.012
E5543138	2.40	0.407
E5543139	1.86	0.676
E5543140	2.15	0.711
E5543141	2.36	0.919
E5543142	1.88	0.945
E5543143	0.71	0.017
E5543144	2.35	0.827
E5543145	2.66	0.514
E5543146	2.31	0.110
E5543147	2.15	0.115
E5543148	3.98	0.113
E5543149	4.85	0.077
E5543150	0.15	2.04
E5543151	4.67	0.127
E5543152	4.74	0.117
E5543153	4.50	0.005
E5543154	4.35	0.021
E5543155	5.36	0.171

Comments: RDL - Reported Detection Limit

Certified By: Ron Cardinall

Results relate only to the items tested and to all the items tested

AGAT Laboratories

5623 McADAM ROAD
MISSISSAUGA, ONTARIO
CANADA L4Z 1N9
TEL (905)501-9998
FAX (905)501-0589
http://www.agatlabs.com

Quality Assurance

CLIENT NAME: BRIXTON METALS CORPORATION

AGAT WORK ORDER: 12Y621316

PROJECT NO: THORN 2012 Batch # 13

ATTENTION TO: GARY THOMPSON

Solid Analysis

RPT Date: Aug 28, 2012		REPLICATE				Method Blank	REFERENCE MATERIAL				
PARAMETER	Batch	Sample Id	Original	Rep #1	RPD		Result Value	Expect Value	Recovery	Acceptable Limits	
										Lower	Upper
Fire Assay - Trace Au, ICP-OES finish (202052)											
Au	1	3525683	0.127	0.113	11.7%	< 0.001	1.61	1.52	106%	90%	110%
Fire Assay - Trace Au, ICP-OES finish (202052)											
Au	1	3525616	0.293	0.317	7.9%	< 0.001	1.6	1.52	105%	90%	110%
Fire Assay - Trace Au, ICP-OES finish (202052)											
Au	1	3525629	1.50	1.51	0.7%	< 0.001	0.262	0.263	99%	90%	110%
Fire Assay - Trace Au, ICP-OES finish (202052)											
Au	1	3525642	0.0128	0.0166	25.9%	< 0.001				90%	110%
Fire Assay - Trace Au, ICP-OES finish (202052)											
Au	1	3525655	0.469	0.437	7.1%	< 0.001				90%	110%
Fire Assay - Trace Au, ICP-OES finish (202052)											
Au	1	3525668	0.386	0.358	7.5%	< 0.001				90%	110%
Aqua Regia Digest - Metals Package, ICP-OES finish (201073)											
Ag	1	3525683	76.5	82.7	7.8%	< 0.2	14.2	13.0	109%	80%	120%
Al	1	3525683	0.89	0.85	4.6%	< 0.01				80%	120%
As	1	3525683	3790	3910	3.1%	< 1				80%	120%
B	1	3525683	< 5	< 5	0.0%	< 5				80%	120%
Ba	1	3525683	188	144	26.5%	< 1				80%	120%
Be	1	3525683	< 0.5	< 0.5	0.0%	< 0.5				80%	120%
Bi	1	3525683	< 1	< 1	0.0%	< 1				80%	120%
Ca	1	3525683	0.823	0.872	5.8%	< 0.01				80%	120%
Cd	1	3525683	131	141	7.4%	< 0.5	0.09	0.10	85%	80%	120%
Ce	1	3525683	28	29	3.5%	< 1				80%	120%
Co	1	3525683	6.60	7.18	8.4%	< 0.5				80%	120%
Cr	1	3525683	58.7	62.3	6.0%	< 0.5				80%	120%
Cu	1	3525683	61.2	66.4	8.2%	< 0.5	3929	3800	103%	80%	120%
Fe	1	3525683	3.29	3.51	6.5%	< 0.01				80%	120%
Ga	1	3525683	< 5	< 5	0.0%	< 5				80%	120%
Hg	1	3525683	< 1	< 1	0.0%	< 1				80%	120%
In	1	3525683	< 1	< 1	0.0%	< 1				80%	120%
K	1	3525683	0.462	0.435	6.0%	< 0.01				80%	120%
La	1	3525683	13	13	0.0%	< 1				80%	120%
Li	1	3525655	< 1	< 1	0.0%	< 1				80%	120%
Mg	1	3525683	0.22	0.23	4.4%	< 0.01				80%	120%
Mn	1	3525683	745	779	4.5%	< 1				80%	120%
Mo	1	3525683	4.8	5.2	8.0%	< 0.5	362	380	95%	80%	120%
Na	1	3525683	0.06	0.06	0.0%	< 0.01				80%	120%
Ni	1	3525683	4.11	4.68	13.0%	< 0.5				80%	120%
P	1	3525683	739	790	6.7%	< 10	510	600	85%	80%	120%
Pb	1	3525683	2660	2840	6.5%	< 0.5				80%	120%
Rb	1	3525683	35	33	5.9%	< 10	14	13	104%	80%	120%

Results relate only to the items tested and to all the items tested

AGAT Laboratories
5623 McADAM ROAD
MISSISSAUGA, ONTARIO
CANADA L4Z 1N9
TEL (905)501-9998
FAX (905)501-0589
http://www.agatlabs.com

Quality Assurance

CLIENT NAME: BRIXTON METALS CORPORATION
AGAT WORK ORDER: 12Y621316
PROJECT NO: THORN 2012 Batch # 13
ATTENTION TO: GARY THOMPSON

Solid Analysis (Continued)

RPT Date: Aug 28, 2012		REPLICATE				Method Blank	REFERENCE MATERIAL				
PARAMETER	Batch	Sample Id	Original	Rep #1	RPD		Result Value	Expect Value	Recovery	Acceptable Limits Lower	Acceptable Limits Upper
S	1	3525683	3.67	3.93	6.8%	< 0.005	0.83	0.80	103%	80%	120%
Sb	1	3525683	938	947	1.0%	< 1				80%	120%
Sc	1	3525683	0.8	0.8	0.0%	< 0.5				80%	120%
Se	1	3525683	< 10	< 10	0.0%	< 10				80%	120%
Sn	1	3525683	< 5	< 5	0.0%	< 5				80%	120%
Sr	1	3525683	165	180	8.7%	< 0.5	303	290	104%	80%	120%
Ta	1	3525683	< 10	< 10	0.0%	< 10	0.8	0.9	84%	80%	120%
Te	1	3525683	< 10	< 10	0.0%	< 10				80%	120%
Th	1	3525683	< 5	< 5	0.0%	< 5	1.4	1.4	103%	80%	120%
Ti	1	3525683	< 0.01	< 0.01	0.0%	< 0.01				80%	120%
Tl	1	3525683	< 5	< 5	0.0%	< 5				80%	120%
U	1	3525683	< 5	< 5	0.0%	< 5				80%	120%
V	1	3525683	8.07	7.78	3.7%	< 0.5				80%	120%
W	1	3525683	< 1	< 1	0.0%	< 1				80%	120%
Y	1	3525683	6	6	0.0%	< 1	6	7	81%	80%	120%
Zn	1	3525683	3760	4070	7.9%	< 0.5				80%	120%
Zr	1	3525683	5	6	18.2%	< 5				80%	120%
Aqua Regia Digest - Metals Package, ICP-OES finish (201073)											
Ag	1	3525629	135	131	3.0%	< 0.2				80%	120%
Al	1	3525629	0.54	0.53	1.9%	< 0.01				80%	120%
As	1	3525629	7560	7240	4.3%	< 1				80%	120%
B	1	3525629	< 5	< 5	0.0%	< 5				80%	120%
Ba	1	3525629	41	37	10.3%	< 1				80%	120%
Be	1	3525629	0.5	0.5	0.0%	< 0.5				80%	120%
Bi	1	3525629	< 1	< 1	0.0%	< 1				80%	120%
Ca	1	3525629	0.31	0.32	3.2%	< 0.01				80%	120%
Cd	1	3525629	23.2	21.4	8.1%	< 0.5				80%	120%
Ce	1	3525629	31	30	3.3%	< 1				80%	120%
Co	1	3525629	6.7	6.5	3.0%	< 0.5				80%	120%
Cr	1	3525629	44.9	44.8	0.2%	< 0.5				80%	120%
Cu	1	3525629	326	312	4.4%	< 0.5	3751	3800	98%	80%	120%
Fe	1	3525629	6.67	6.85	2.7%	< 0.01				80%	120%
Ga	1	3525629	5	6	18.2%	< 5				80%	120%
Hg	1	3525629	< 1	< 1	0.0%	< 1				80%	120%
In	1	3525629	< 1	< 1	0.0%	< 1				80%	120%
K	1	3525629	0.280	0.273	2.5%	< 0.01				80%	120%
La	1	3525629	15	14	6.9%	< 1				80%	120%
Li	1	3525629	< 1	< 1	0.0%	< 1				80%	120%
Mg	1	3525629	0.05	0.05	0.0%	< 0.01				80%	120%
Mn	1	3525629	264	256	3.1%	< 1				80%	120%
Mo	1	3525629	3.71	4.07	9.3%	< 0.5				80%	120%
Na	1	3525629	0.01	0.01	0.0%	< 0.01				80%	120%
Ni	1	3525629	3.30	3.24	1.8%	< 0.5				80%	120%
P	1	3525629	668	638	4.6%	< 10	575	600	96%	80%	120%

Results relate only to the items tested and to all the items tested

AGAT Laboratories

5623 McADAM ROAD
MISSISSAUGA, ONTARIO
CANADA L4Z 1N9
TEL (905)501-9998
FAX (905)501-0589
http://www.agatlabs.com

Quality Assurance

CLIENT NAME: BRIXTON METALS CORPORATION

AGAT WORK ORDER: 12Y621316

PROJECT NO: THORN 2012 Batch # 13

ATTENTION TO: GARY THOMPSON

Solid Analysis (Continued)

RPT Date: Aug 28, 2012		REPLICATE				Method Blank	REFERENCE MATERIAL				
PARAMETER	Batch	Sample Id	Original	Rep #1	RPD		Result Value	Expect Value	Recovery	Acceptable Limits	
										Lower	Upper
Pb	1	3525629	1020	1000	2.0%	< 0.5				80%	120%
Rb	1	3525629	22	21	4.7%	< 10	13	13	102%	80%	120%
S	1	3525629	6.45	6.27	2.8%	< 0.005	0.81	0.80	101%	80%	120%
Sb	1	3525629	1090	1040	4.7%	< 1				80%	120%
Sc	1	3525629	< 0.5	< 0.5	0.0%	< 0.5				80%	120%
Se	1	3525629	< 10	< 10	0.0%	< 10				80%	120%
Sn	1	3525629	< 5	< 5	0.0%	< 5				80%	120%
Sr	1	3525629	43.1	43.7	1.4%	< 0.5	289	290	99%	80%	120%
Ta	1	3525629	< 10	< 10	0.0%	< 10				80%	120%
Te	1	3525629	< 10	< 10	0.0%	< 10				80%	120%
Th	1	3525629	< 5	< 5	0.0%	< 5				80%	120%
Ti	1	3525629	< 0.01	< 0.01	0.0%	< 0.01				80%	120%
Tl	1	3525629	10	8	22.2%	< 5				80%	120%
U	1	3525629	6	5	18.2%	< 5				80%	120%
V	1	3525629	7.5	6.2	19.0%	< 0.5				80%	120%
W	1	3525629	< 1	< 1	0.0%	< 1				80%	120%
Y	1	3525629	7	7	0.0%	< 1				80%	120%
Zn	1	3525629	1730	1680	2.9%	< 0.5				80%	120%
Zr	1	3525629	8	8	0.0%	< 5				80%	120%

Certified By: Ron Cardinall

Results relate only to the items tested and to all the items tested

AGAT Laboratories

5623 McADAM ROAD
MISSISSAUGA, ONTARIO
CANADA L4Z 1N9
TEL (905)501-9998
FAX (905)501-0589
http://www.agatlabs.com

Method Summary

CLIENT NAME: BRIXTON METALS CORPORATION

AGAT WORK ORDER: 12Y621316

PROJECT NO: THORN 2012 Batch # 13

ATTENTION TO: GARY THOMPSON

PARAMETER	AGAT S.O.P	LITERATURE REFERENCE	ANALYTICAL TECHNIQUE
Solid Analysis			
Ag	MIN-200-12020		ICP/OES
Al	MIN-200-12020		ICP/OES
As	MIN-200-12020		ICP/OES
B	MIN-200-12020		ICP/OES
Ba	MIN-200-12020		ICP/OES
Be	MIN-200-12020		ICP/OES
Bi	MIN-200-12020		ICP/OES
Ca	MIN-200-12020		ICP/OES
Cd	MIN-200-12020		ICP/OES
Ce	MIN-200-12020		ICP/OES
Co	MIN-200-12020		ICP/OES
Cr	MIN-200-12020		ICP/OES
Cu	MIN-200-12020		ICP/OES
Fe	MIN-200-12020		ICP/OES
Ga	MIN-200-12020		ICP/OES
Hg	MIN-200-12020		ICP/OES
In	MIN-200-12020		ICP/OES
K	MIN-200-12020		ICP/OES
La	MIN-200-12020		ICP/OES
Li	MIN-200-12020		ICP/OES
Mg	MIN-200-12020		ICP/OES
Mn	MIN-200-12020		ICP/OES
Mo	MIN-200-12020		ICP/OES
Na	MIN-200-12020		ICP/OES
Ni	MIN-200-12020		ICP/OES
P	MIN-200-12020		ICP/OES
Pb	MIN-200-12020		ICP/OES
Rb	MIN-200-12020		ICP/OES
S	MIN-200-12020		ICP/OES
Sb	MIN-200-12020		ICP/OES
Sc	MIN-200-12020		ICP/OES
Se	MIN-200-12020		ICP/OES
Sn	MIN-200-12020		ICP/OES
Sr	MIN-200-12020		ICP/OES
Ta	MIN-200-12020		ICP/OES
Te	MIN-200-12020		ICP/OES
Th	MIN-200-12020		ICP/OES
Ti	MIN-200-12020		ICP/OES
Tl	MIN-200-12020		ICP/OES
U	MIN-200-12020		ICP/OES
V	MIN-200-12020		ICP/OES
W	MIN-200-12020		ICP/OES
Y	MIN-200-12020		ICP/OES
Zn	MIN-200-12020		ICP/OES
Zr	MIN-200-12020		ICP/OES
Ag-Grav			GRAVIMETRIC
Cu-OL	MIN-200-12001		ICP/OES
Zn Fusion	MIN-200-12001		ICP/OES
Pb-Fusion	MIN-200-12001		ICP/OES

Results relate only to the items tested and to all the items tested

AGAT Laboratories

5623 McADAM ROAD
MISSISSAUGA, ONTARIO
CANADA L4Z 1N9
TEL (905)501-9998
FAX (905)501-0589
http://www.agatlabs.com

Method Summary

CLIENT NAME: BRIXTON METALS CORPORATION

AGAT WORK ORDER: 12Y621316

PROJECT NO: THORN 2012 Batch # 13

ATTENTION TO: GARY THOMPSON

PARAMETER	AGAT S.O.P	LITERATURE REFERENCE	ANALYTICAL TECHNIQUE
Sample Login Weight	MIN-12009		BALANCE
Au	MIN-200-12006	BUGBEE, E: A Textbook of Fire Assaying	ICP-OES

Results relate only to the items tested and to all the items tested

AGAT Laboratories

5623 McADAM ROAD
MISSISSAUGA, ONTARIO
CANADA L4Z 1N9
TEL (905)501-9998
FAX (905)501-0589
http://www.agatlabs.com

CLIENT NAME: BRIXTON METALS CORPORATION
1411-409 GRANVILLE ST.
VANCOUVER, BC V6C1T2
(604) 630-9707

ATTENTION TO: GARY THOMPSON

PROJECT NO: THORN 2012 Batch # 4

AGAT WORK ORDER: 12Y621317

SOLID ANALYSIS REVIEWED BY: Kevin Motomura, ICP Supervisor

DATE REPORTED: Aug 22, 2012

PAGES (INCLUDING COVER): 40

Should you require any information regarding this analysis please contact your client services representative at (905) 501-9998

*NOTES

All samples are stored at no charge for 90 days. Please contact the lab if you require additional sample storage time.

Results relate only to the items tested and to all the items tested

AGAT Laboratories

5623 McADAM ROAD
MISSISSAUGA, ONTARIO
CANADA L4Z 1N9
TEL (905)501-9998
FAX (905)501-0589
http://www.agatlabs.com

Certificate of Analysis

AGAT WORK ORDER: 12Y621317

PROJECT NO: THORN 2012 Batch # 4

CLIENT NAME: BRIXTON METALS CORPORATION

ATTENTION TO: GARY THOMPSON

Aqua Regia Digest - Metals Package, ICP-OES finish (201073)

DATE SAMPLED: Jul 18, 2012 | DATE RECEIVED: Jul 12, 2012 | DATE REPORTED: Aug 22, 2012 | SAMPLE TYPE: Drill Core

Analyte:	Ag	Al	As	B	Ba	Be	Bi	Ca	Cd	Ce	Co	Cr	Cu	Fe
Unit:	ppm	%	ppm	ppm	ppm	ppm	ppm	%	ppm	ppm	ppm	ppm	ppm	%
Sample Description RDL:	0.2	0.01	1	5	1	0.5	1	0.01	0.5	1	0.5	0.5	0.5	0.01
E5541235	>100	0.35	2460	<5	8	<0.5	13	<0.01	70.7	5	5.7	30.6	1410	6.34
E5541236	>100	0.27	2510	<5	3	<0.5	16	<0.01	97.6	2	4.3	21.1	2040	6.94
E5541237	>100	0.33	3670	<5	9	<0.5	7	<0.01	157	10	6.1	25.6	2200	3.96
E5541238	>100	0.31	2590	<5	5	<0.5	5	0.01	245	8	5.4	30.9	648	3.86
E5541239	>100	0.33	1630	<5	9	<0.5	9	<0.01	90.4	13	7.0	29.6	497	4.47
E5541240	>100	0.36	751	<5	43	<0.5	5	0.09	44.2	20	5.9	31.4	116	3.55
E5541241	>100	0.31	5400	5	7	<0.5	17	0.03	795	<1	5.0	33.0	1620	8.57
E5541242	>100	0.49	2380	<5	52	<0.5	6	0.42	115	14	8.0	27.8	474	3.97
E5541243	2.9	0.69	17	<5	107	<0.5	2	0.92	0.7	26	11.2	52.7	18.5	2.62
E5541244	>100	0.33	5090	<5	10	0.6	14	0.62	751	2	5.1	24.4	665	6.98
E5541245	>100	0.47	3210	<5	12	0.5	15	0.41	391	9	5.3	32.6	403	5.69
E5541246	78.4	0.32	2650	<5	41	<0.5	4	0.84	34.8	17	4.8	26.8	77.3	3.17
E5541247	>100	0.37	4110	<5	4	0.5	17	0.38	221	<1	5.7	39.0	850	8.00
E5541248	>100	0.35	3780	<5	10	<0.5	21	0.32	45.6	<1	6.5	35.8	494	9.77
E5541249	28.5	0.48	2120	<5	67	<0.5	3	0.52	7.2	25	7.2	31.6	68.6	3.08
E5541250	>100	0.34	974	10	8	<0.5	68	1.59	460	<1	26.3	15.0	>10000	14.9
E5541251	95.8	0.31	2000	<5	45	<0.5	8	2.12	10.9	4	5.1	29.9	154	5.57
E5541252	92.0	0.42	2620	<5	29	<0.5	6	0.34	16.6	13	6.9	30.9	130	4.77
E5541253	37.7	0.39	2980	<5	47	<0.5	7	0.38	14.5	20	7.0	34.9	143	4.32
E5541254	20.7	0.39	5010	<5	53	<0.5	5	0.62	30.0	23	6.9	34.7	138	3.62
E5541255	20.7	0.35	5510	<5	50	<0.5	5	0.64	32.2	23	7.1	29.5	137	3.77
E5541256	2.9	0.50	1290	<5	90	0.6	2	3.92	0.6	24	6.0	24.4	21.2	1.83
E5541257	4.0	0.44	4690	<5	125	0.6	3	0.97	8.5	30	7.3	22.7	20.9	2.11
E5541258	48.3	0.49	1990	<5	77	<0.5	6	0.76	11.4	26	6.8	28.8	87.9	3.45
E5541259	>100	0.33	2020	<5	26	<0.5	12	0.39	43.8	8	5.4	27.0	373	7.00
E5541260	>100	0.37	2160	<5	37	<0.5	12	0.41	35.5	12	6.7	30.3	260	5.77
E5541261	>100	0.32	2670	<5	22	<0.5	13	0.40	32.4	6	5.8	30.8	439	6.90
E5541262	88.6	0.38	896	<5	55	<0.5	8	0.81	14.6	18	6.0	34.3	175	4.25
E5541263	>100	0.34	1700	<5	40	<0.5	14	0.60	24.5	14	6.8	33.1	382	5.36
E5541264	>100	0.28	951	18	5	<0.5	68	1.30	469	<1	26.2	14.3	>10000	14.2
E5541265	NSS	NSS	NSS	NSS	NSS	NSS	NSS	NSS	NSS	NSS	NSS	NSS	NSS	NSS
E5541266	25.1	0.53	1860	<5	58	0.6	6	0.75	12.3	24	8.8	58.1	70.6	3.46

Certified By:

Results relate only to the items tested and to all the items tested

AGAT Laboratories
5623 McADAM ROAD
MISSISSAUGA, ONTARIO
CANADA L4Z 1N9
TEL (905)501-9998
FAX (905)501-0589
http://www.agatlabs.com

Certificate of Analysis

AGAT WORK ORDER: 12Y621317

PROJECT NO: THORN 2012 Batch # 4

CLIENT NAME: BRIXTON METALS CORPORATION

ATTENTION TO: GARY THOMPSON

Aqua Regia Digest - Metals Package, ICP-OES finish (201073)

DATE SAMPLED: Jul 18, 2012 | DATE RECEIVED: Jul 12, 2012 | DATE REPORTED: Aug 22, 2012 | SAMPLE TYPE: Drill Core

Analyte:	Ag	Al	As	B	Ba	Be	Bi	Ca	Cd	Ce	Co	Cr	Cu	Fe
Unit:	ppm	%	ppm	ppm	ppm	ppm	ppm	%	ppm	ppm	ppm	ppm	ppm	%
Sample Description RDL:	0.2	0.01	1	5	1	0.5	1	0.01	0.5	1	0.5	0.5	0.5	0.01
E5541267	11.0	0.48	1250	<5	52	0.6	3	1.44	2.7	25	9.2	24.5	31.0	2.89
E5541268	21.0	0.42	931	<5	60	0.5	4	0.54	12.5	23	6.5	31.8	41.6	2.68
E5541269	>100	0.30	3780	<5	38	<0.5	13	1.65	21.6	<1	5.1	29.5	272	7.24
E5541270	0.3	0.70	14	<5	78	<0.5	<1	0.94	<0.5	24	11.3	38.4	16.8	2.49
E5541271	>100	0.33	2830	<5	14	0.5	13	1.37	26.8	<1	5.0	33.0	283	9.06
E5541272	>100	0.38	3430	<5	17	<0.5	18	0.87	34.4	<1	6.3	37.8	381	8.64
E5541273	>100	0.32	2060	<5	30	<0.5	14	0.96	37.6	7	7.3	29.0	233	5.90
E5541274	>100	0.36	2380	<5	22	<0.5	11	0.35	35.5	3	6.4	32.5	200	5.57
E5541275	31.2	0.35	2160	<5	53	<0.5	4	0.49	8.0	13	5.7	23.5	87.8	2.86
E5541276	33.5	0.45	2210	<5	76	<0.5	4	0.52	8.2	14	6.0	29.6	96.6	3.08
E5541277	>100	0.44	4810	<5	42	<0.5	19	1.42	196	<1	4.9	28.6	1250	9.86
E5541278	>100	0.56	2440	<5	51	<0.5	7	0.70	34.7	13	4.8	37.2	402	4.48
E5541279	4.1	0.46	1290	<5	130	<0.5	3	0.63	3.3	30	4.7	35.6	17.6	1.55
E5541280	>100	0.46	2500	<5	45	<0.5	8	1.39	99.3	10	3.8	38.5	720	4.05
E5541281	>100	0.34	5310	<5	28	<0.5	17	1.54	216	<1	4.7	27.1	1580	8.73
E5541282	>100	0.45	1900	<5	59	<0.5	13	0.66	37.1	11	5.8	41.6	250	4.59
E5541283	94.8	0.40	1790	<5	48	<0.5	8	0.85	41.3	9	4.7	38.2	195	3.91
E5541284	72.5	0.46	1380	<5	75	<0.5	6	0.80	18.7	11	5.1	34.2	130	3.21
E5541285	>100	0.43	3390	<5	52	0.5	5	1.21	200	11	4.6	20.3	257	4.23
E5541286	>100	0.43	2190	<5	49	0.5	11	0.79	83.6	13	6.3	19.1	267	4.95
E5541287	86.1	0.29	3820	<5	17	<0.5	14	2.06	290	<1	4.7	24.7	524	6.39
E5541288	>100	0.49	3080	<5	52	<0.5	15	0.70	137	4	5.0	28.8	512	6.28
E5541289	>100	0.46	2210	<5	56	<0.5	11	1.28	122	13	5.2	37.0	347	4.31
E5541290	33.0	0.61	3080	<5	81	<0.5	6	0.63	64.0	20	6.9	41.1	66.3	3.67
E5541291	>100	0.57	2170	<5	60	<0.5	16	0.51	114	15	6.1	25.8	269	4.17
E5541292	>100	0.56	3590	<5	53	0.5	13	1.09	246	5	6.4	36.1	368	4.93
E5541293	67.5	0.42	1660	<5	50	<0.5	9	0.68	130	11	6.0	28.2	281	3.33
E5541294	>100	0.50	3600	6	40	<0.5	16	1.40	675	<1	4.5	27.0	959	5.11
E5541295	85.1	0.44	1990	<5	25	<0.5	9	0.29	170	15	6.7	29.0	279	4.68
E5541296	>100	0.62	2500	6	56	0.5	14	1.30	565	8	5.6	33.2	1050	5.71
E5541297	99.9	0.55	1560	<5	75	<0.5	11	0.38	157	12	5.9	35.8	332	4.53
E5541298	>100	0.71	1430	<5	71	<0.5	15	0.46	106	23	6.6	43.9	397	4.05

Certified By:

Results relate only to the items tested and to all the items tested

AGAT Laboratories
5623 McADAM ROAD
MISSISSAUGA, ONTARIO
CANADA L4Z 1N9
TEL (905)501-9998
FAX (905)501-0589
http://www.agatlabs.com

Certificate of Analysis

AGAT WORK ORDER: 12Y621317

PROJECT NO: THORN 2012 Batch # 4

CLIENT NAME: BRIXTON METALS CORPORATION

ATTENTION TO: GARY THOMPSON

Aqua Regia Digest - Metals Package, ICP-OES finish (201073)

DATE SAMPLED: Jul 18, 2012 | DATE RECEIVED: Jul 12, 2012 | DATE REPORTED: Aug 22, 2012 | SAMPLE TYPE: Drill Core

Analyte:	Ag	Al	As	B	Ba	Be	Bi	Ca	Cd	Ce	Co	Cr	Cu	Fe
Unit:	ppm	%	ppm	ppm	ppm	ppm	ppm	%	ppm	ppm	ppm	ppm	ppm	%
Sample Description RDL:	0.2	0.01	1	5	1	0.5	1	0.01	0.5	1	0.5	0.5	0.5	0.01
E5541299	>100	0.57	1530	<5	63	<0.5	11	0.61	238	19	6.6	34.0	326	4.32
E5541300	30.0	0.63	1550	<5	74	<0.5	7	1.28	47.1	12	5.7	29.6	193	3.59
E5541301	23.7	0.51	927	<5	66	<0.5	4	1.27	69.4	12	6.1	33.9	93.8	3.31
E5541302	21.8	0.41	1670	<5	46	<0.5	4	0.66	99.8	8	6.1	36.8	66.9	3.33
E5541303	30.3	0.55	7400	<5	85	0.5	7	0.65	72.9	12	6.7	28.6	92.7	4.32
E5541304	30.4	0.59	8900	<5	83	0.6	5	0.30	37.6	16	7.0	30.6	62.6	3.98
E5541305	>100	0.58	1760	<5	59	<0.5	9	0.81	107	15	7.1	31.3	145	4.34
E5541306	>100	0.66	3960	6	60	0.5	11	0.63	320	<1	4.0	35.1	79.7	6.76
E5541307	84.9	0.54	1600	5	61	<0.5	9	1.17	126	10	5.5	30.4	97.5	4.51
E5541308	2.0	0.08	146	<5	10	<0.5	<1	0.06	4.0	3	<0.5	2.6	2.4	0.31
E5541309	20.9	0.66	1420	<5	74	0.5	4	0.62	53.0	19	5.4	39.1	35.5	3.48
E5541310	>100	0.36	1010	14	16	<0.5	69	1.57	446	<1	26.7	15.0	>10000	15.2
E5541311	15.5	0.39	1380	<5	64	<0.5	3	0.90	22.4	18	6.0	22.1	25.0	2.48
E5541312	21.5	0.50	2080	<5	89	<0.5	4	0.67	34.8	20	5.2	32.6	30.8	2.78
E5541313	16.5	0.56	1220	<5	108	0.5	4	0.42	30.2	25	6.6	34.7	28.5	3.02
E5541314	39.6	0.53	1390	<5	50	<0.5	6	0.33	63.9	15	5.7	36.0	62.6	3.92
E5541315	37.5	0.33	1290	<5	20	<0.5	5	0.48	69.7	12	7.0	28.6	66.3	4.28
E5541316	40.6	0.41	1380	<5	30	<0.5	5	0.52	74.5	14	7.5	35.1	70.9	4.59
E5541317	43.1	0.30	1640	<5	47	<0.5	7	0.51	91.2	18	7.7	14.5	63.2	4.45
E5541318	37.8	0.41	905	<5	76	0.5	6	1.38	49.1	14	6.0	30.6	47.7	4.00
E5541319	24.2	0.44	693	<5	70	<0.5	6	2.08	42.9	12	5.5	29.5	37.3	3.88
E5541320	12.6	0.45	983	<5	84	0.5	4	1.01	36.6	25	6.6	26.0	20.8	3.27
E5541321	<0.2	0.59	13	<5	97	<0.5	2	0.82	<0.5	26	10.2	38.1	14.0	2.10
E5541322	19.2	0.44	1170	<5	88	<0.5	5	0.31	55.4	17	7.0	34.7	46.6	3.56
E5541323	14.2	0.40	1200	<5	72	<0.5	4	0.34	32.5	26	6.3	27.3	34.1	3.07
E5541324	98.8	0.60	2090	<5	84	0.5	12	0.45	58.0	21	7.9	39.2	240	6.04
E5541325	36.5	0.45	1160	<5	72	<0.5	8	0.44	30.7	14	6.5	33.7	99.6	4.23
E5541326	35.8	0.47	1340	<5	72	<0.5	7	0.26	17.7	18	6.9	44.0	85.3	4.43
E5541327	46.7	0.50	1400	<5	99	<0.5	9	0.43	27.7	15	5.8	34.8	134	4.51
E5541328	28.3	0.61	770	<5	91	<0.5	6	0.30	47.7	18	9.6	30.3	78.1	4.03
E5541329	<0.2	0.66	13	<5	88	<0.5	2	0.88	<0.5	28	10.1	37.3	16.6	2.33
E5541330	18.3	0.40	1060	<5	47	<0.5	5	1.30	27.1	10	8.0	30.2	51.7	4.01

Certified By:

Results relate only to the items tested and to all the items tested

AGAT Laboratories

5623 McADAM ROAD
MISSISSAUGA, ONTARIO
CANADA L4Z 1N9
TEL (905)501-9998
FAX (905)501-0589
http://www.agatlabs.com

Certificate of Analysis

AGAT WORK ORDER: 12Y621317

PROJECT NO: THORN 2012 Batch # 4

CLIENT NAME: BRIXTON METALS CORPORATION

ATTENTION TO: GARY THOMPSON

Aqua Regia Digest - Metals Package, ICP-OES finish (201073)

DATE SAMPLED: Jul 18, 2012 | DATE RECEIVED: Jul 12, 2012 | DATE REPORTED: Aug 22, 2012 | SAMPLE TYPE: Drill Core

Analyte:	Ag	Al	As	B	Ba	Be	Bi	Ca	Cd	Ce	Co	Cr	Cu	Fe
Unit:	ppm	%	ppm	ppm	ppm	ppm	ppm	%	ppm	ppm	ppm	ppm	ppm	%
Sample Description RDL:	0.2	0.01	1	5	1	0.5	1	0.01	0.5	1	0.5	0.5	0.5	0.01
E5541331	15.2	0.48	504	<5	100	0.6	4	0.73	70.8	16	7.2	27.9	38.6	3.43
E5541332	7.6	0.50	1620	<5	111	<0.5	3	0.73	48.9	13	6.5	41.6	29.4	3.47
E5541333	2.3	0.37	959	<5	144	<0.5	3	1.40	9.1	18	5.8	42.3	15.9	2.72
E5541334	1.0	0.54	462	<5	190	<0.5	2	2.29	2.9	21	5.7	47.8	12.7	2.61
E5541335	1.8	0.44	79	<5	105	0.6	5	1.29	1.3	15	6.4	1.9	13.8	2.81
E5541336	9.5	0.50	560	<5	140	<0.5	3	0.33	29.0	22	6.2	10.6	37.0	2.96
E5541337	<0.2	0.40	9	<5	59	<0.5	1	0.66	<0.5	18	10.8	18.5	14.2	2.18
E5541338	>100	0.46	7560	15	30	<0.5	35	1.84	457	<1	4.7	<0.5	988	14.9
E5541339	>100	0.48	2960	6	51	0.5	22	1.77	530	<1	4.5	7.5	557	8.89
E5541340	77.2	0.51	997	<5	94	<0.5	11	0.64	69.1	15	5.7	1.2	214	4.74
E5541341	10.1	0.42	578	<5	106	0.5	5	0.40	29.2	19	6.0	7.2	28.3	3.17
E5541342	10.3	0.36	549	<5	96	0.5	5	0.41	30.8	18	6.3	6.7	27.6	3.35
E5541343	5.2	0.49	202	<5	123	0.5	5	0.46	15.8	18	6.2	2.0	17.1	2.81
E5541344	5.1	0.46	208	<5	120	0.5	5	0.45	15.8	17	6.3	1.8	17.1	2.81
E5541345	10.3	0.52	852	<5	48	0.5	4	0.86	12.3	13	7.7	11.8	47.8	3.94
E5541346	10.0	0.52	801	<5	50	0.5	5	0.81	11.5	13	7.2	12.0	44.2	3.64
E5541347	5.5	0.48	1510	<5	114	<0.5	4	1.12	9.7	17	6.3	2.3	84.7	3.58
E5541348	5.4	0.44	1490	<5	108	<0.5	4	1.10	9.5	15	6.4	1.6	81.0	3.60
E5541349	<0.2	0.54	110	<5	126	0.5	2	2.18	<0.5	18	5.0	9.1	8.7	2.03
E5541350	>100	0.31	992	19	15	<0.5	70	1.56	455	<1	26.6	14.5	>10000	14.6
E5541351	<0.2	0.51	151	<5	132	0.5	3	2.49	0.5	17	5.8	9.1	11.0	2.32
E5541352	0.7	0.40	895	<5	102	0.5	3	1.85	<0.5	13	5.9	1.9	18.1	2.49
E5541353	0.6	0.51	865	<5	111	0.5	3	1.82	<0.5	16	5.6	1.8	16.6	2.46
E5541354	6.9	0.39	1350	<5	54	<0.5	6	0.89	15.1	9	6.9	12.0	37.6	4.46
E5541355	5.9	0.47	1430	<5	118	<0.5	5	0.83	9.9	15	6.0	9.9	35.7	3.56
E5541356	6.7	0.42	1300	<5	45	<0.5	6	0.91	14.9	9	7.0	13.1	36.4	4.47
E5541357	6.7	0.43	1170	<5	64	<0.5	<1	0.87	12.0	23	6.1	<0.5	30.9	4.25
E5541358	<0.2	0.34	2	<5	54	0.6	<1	0.57	<0.5	28	12.3	21.1	14.0	2.00
E5541359	7.3	0.57	1300	<5	79	<0.5	<1	0.94	13.4	29	6.8	0.6	28.7	4.59
E5541360	8.7	0.41	1060	<5	61	<0.5	<1	0.68	37.4	28	7.2	1.2	25.0	3.95
E5541361	8.7	0.48	1130	<5	78	<0.5	<1	0.79	23.7	26	5.9	11.3	30.1	3.76
E5541362	9.1	0.60	1230	<5	89	<0.5	<1	0.92	24.9	29	6.3	12.4	33.2	4.38

Certified By:

Results relate only to the items tested and to all the items tested

AGAT Laboratories
5623 McADAM ROAD
MISSISSAUGA, ONTARIO
CANADA L4Z 1N9
TEL (905)501-9998
FAX (905)501-0589
http://www.agatlabs.com

Certificate of Analysis

AGAT WORK ORDER: 12Y621317

PROJECT NO: THORN 2012 Batch # 4

CLIENT NAME: BRIXTON METALS CORPORATION

ATTENTION TO: GARY THOMPSON

Aqua Regia Digest - Metals Package, ICP-OES finish (201073)

DATE SAMPLED: Jul 18, 2012 | DATE RECEIVED: Jul 12, 2012 | DATE REPORTED: Aug 22, 2012 | SAMPLE TYPE: Drill Core

Analyte:	Ag	Al	As	B	Ba	Be	Bi	Ca	Cd	Ce	Co	Cr	Cu	Fe
Unit:	ppm	%	ppm	ppm	ppm	ppm	ppm	%	ppm	ppm	ppm	ppm	ppm	%
Sample Description RDL:	0.2	0.01	1	5	1	0.5	1	0.01	0.5	1	0.5	0.5	0.5	0.01
E5541363	6.4	0.54	1140	<5	88	0.5	<1	0.85	10.2	30	6.5	<0.5	23.9	3.83
E5541364	6.8	0.52	1190	<5	90	0.5	<1	0.92	10.6	31	6.9	0.5	25.0	4.09
E5541365	4.8	0.58	2190	<5	95	<0.5	<1	1.04	5.3	29	6.1	11.9	19.0	3.58
E5541366	4.5	0.51	2180	<5	88	0.5	<1	1.01	5.1	28	6.3	11.3	19.1	3.49
E5541367	3.5	0.47	2220	<5	107	<0.5	<1	1.05	3.6	31	6.0	0.7	13.1	2.87
E5541368	3.4	0.47	2320	<5	115	<0.5	<1	1.07	4.0	30	6.3	<0.5	12.8	2.93
E5541369	2.6	0.68	629	<5	129	0.6	<1	0.91	2.5	32	7.8	10.9	12.4	3.08
E5541370	<0.2	0.42	2	<5	65	0.5	<1	0.71	<0.5	28	10.8	19.8	12.7	2.46
E5541371	2.2	0.77	629	<5	138	0.7	<1	0.91	2.6	34	7.6	10.0	12.6	3.05
E5541372	0.8	0.67	722	<5	145	0.7	<1	1.62	<0.5	28	7.2	1.4	8.3	2.62
E5541373	0.4	0.57	680	<5	128	0.7	<1	1.54	<0.5	24	6.7	1.3	7.3	2.48
E5541374	5.1	0.54	1120	<5	52	0.6	<1	0.39	3.6	30	8.3	10.3	20.3	4.06
E5541375	5.1	0.47	1120	<5	48	0.6	<1	0.43	3.0	29	8.3	8.6	22.3	4.36
E5541376	18.4	0.64	1000	<5	67	0.6	<1	0.79	12.4	35	8.1	<0.5	94.3	4.19
E5541377	>100	0.39	1050	<5	33	<0.5	16	1.71	425	6	28.9	10.6	>10000	17.3
E5541378	17.6	0.64	958	<5	66	0.6	<1	0.73	13.1	33	7.8	0.5	96.2	3.89
E5541379	9.4	0.70	964	<5	71	0.5	<1	0.69	2.4	33	8.1	10.2	104	3.68
E5541380	8.7	0.55	889	<5	56	0.5	<1	0.65	2.5	31	7.7	9.6	95.8	3.41
E5541381	33.3	0.53	1590	<5	68	0.5	<1	1.13	201	30	6.8	<0.5	427	5.80
E5541382	33.3	0.43	1570	<5	60	<0.5	<1	1.09	200	28	6.8	<0.5	401	5.59
E5541383	49.5	0.55	1340	<5	72	<0.5	<1	0.82	172	32	7.0	11.3	285	5.35
E5541384	44.4	0.60	1310	<5	70	0.5	<1	0.79	164	31	7.2	10.1	264	5.13
E5541385	5.3	0.54	865	<5	80	<0.5	<1	1.29	5.1	31	7.4	1.0	28.8	4.10
E5541386	7.9	0.62	1290	<5	93	<0.5	<1	1.11	5.6	30	6.2	13.5	27.2	4.89
E5541387	8.2	0.50	1370	<5	71	<0.5	<1	1.18	5.7	29	6.7	12.1	28.7	5.10
E5541388	<0.2	0.33	3	<5	56	<0.5	<1	0.60	<0.5	26	9.8	17.4	11.5	2.09
E5541389	4.0	0.50	965	<5	92	<0.5	<1	0.68	9.7	30	7.2	1.1	24.2	3.94
E5541390	3.8	0.49	982	<5	69	<0.5	<1	0.67	10.3	29	7.1	1.0	24.8	3.86
E5541391	2.3	0.51	1440	<5	93	<0.5	<1	1.17	13.1	29	6.3	10.7	10.9	3.16
E5541392	2.3	0.54	1470	<5	99	<0.5	<1	1.19	14.1	30	6.5	10.5	11.2	3.19
E5541393	4.8	0.37	903	<5	73	<0.5	<1	0.87	21.0	27	6.6	<0.5	20.3	3.62
E5541394	4.6	0.44	842	<5	80	<0.5	<1	0.88	19.6	28	5.9	<0.5	18.3	3.62

Certified By:

Results relate only to the items tested and to all the items tested

AGAT Laboratories
5623 McADAM ROAD
MISSISSAUGA, ONTARIO
CANADA L4Z 1N9
TEL (905)501-9998
FAX (905)501-0589
http://www.agatlabs.com

Certificate of Analysis

AGAT WORK ORDER: 12Y621317

PROJECT NO: THORN 2012 Batch # 4

CLIENT NAME: BRIXTON METALS CORPORATION

ATTENTION TO: GARY THOMPSON

Aqua Regia Digest - Metals Package, ICP-OES finish (201073)

DATE SAMPLED: Jul 18, 2012 | DATE RECEIVED: Jul 12, 2012 | DATE REPORTED: Aug 22, 2012 | SAMPLE TYPE: Drill Core

Analyte:	Ag	Al	As	B	Ba	Be	Bi	Ca	Cd	Ce	Co	Cr	Cu	Fe
Unit:	ppm	%	ppm	ppm	ppm	ppm	ppm	%	ppm	ppm	ppm	ppm	ppm	%
Sample Description RDL:	0.2	0.01	1	5	1	0.5	1	0.01	0.5	1	0.5	0.5	0.5	0.01
E5541395	5.9	0.38	951	<5	68	<0.5	<1	1.04	16.4	22	6.2	10.6	22.2	3.55
E5541396	5.6	0.36	943	<5	65	<0.5	<1	1.18	15.2	21	6.3	9.9	21.3	3.97
E5541397	4.4	0.52	1340	<5	83	<0.5	<1	0.78	19.4	34	6.9	1.1	24.4	4.12
E5541398	4.3	0.53	1350	<5	84	<0.5	<1	0.79	19.8	35	7.2	0.6	23.1	4.27
E5541399	4.3	0.62	1340	<5	96	<0.5	<1	0.77	18.2	31	7.2	14.6	23.4	4.37
E5541400	4.5	0.54	1360	<5	90	<0.5	<1	0.70	19.0	31	7.2	14.4	24.0	4.02
E5541401	>100	0.35	1160	<5	17	<0.5	46	1.66	417	4	28.7	9.5	>10000	15.6

Certified By:

Results relate only to the items tested and to all the items tested

AGAT Laboratories
5623 McADAM ROAD
MISSISSAUGA, ONTARIO
CANADA L4Z 1N9
TEL (905)501-9998
FAX (905)501-0589
http://www.agatlabs.com

Certificate of Analysis

AGAT WORK ORDER: 12Y621317

PROJECT NO: THORN 2012 Batch # 4

CLIENT NAME: BRIXTON METALS CORPORATION

ATTENTION TO: GARY THOMPSON

Aqua Regia Digest - Metals Package, ICP-OES finish (201073)

DATE SAMPLED: Jul 18, 2012 | DATE RECEIVED: Jul 12, 2012 | DATE REPORTED: Aug 22, 2012 | SAMPLE TYPE: Drill Core

Analyte:	Ga	Hg	In	K	La	Li	Mg	Mn	Mo	Na	Ni	P	Pb	Rb
Unit:	ppm	ppm	ppm	%	ppm	ppm	%	ppm	ppm	%	ppm	ppm	ppm	ppm
Sample Description RDL:	5	1	1	0.01	1	1	0.01	1	0.5	0.01	0.5	10	0.5	10
E5541235	<5	<1	2	0.27	12	<1	0.01	22	<0.5	<0.01	4.5	46	>10000	19
E5541236	<5	<1	4	0.20	12	<1	0.01	25	1.7	<0.01	12.0	61	>10000	16
E5541237	<5	<1	1	0.23	12	<1	0.01	33	2.3	<0.01	10.8	38	>10000	18
E5541238	<5	1	1	0.22	9	<1	0.01	61	<0.5	<0.01	12.8	55	>10000	17
E5541239	<5	<1	1	0.22	13	<1	0.01	28	2.6	<0.01	7.7	59	>10000	16
E5541240	<5	<1	3	0.25	15	<1	0.01	32	0.7	<0.01	2.1	534	8350	18
E5541241	6	2	9	0.20	8	<1	0.01	74	<0.5	<0.01	7.2	258	>10000	18
E5541242	<5	<1	<1	0.31	12	<1	0.02	387	<0.5	0.02	4.3	505	8830	23
E5541243	<5	<1	<1	0.09	11	2	0.64	375	1.4	0.19	29.8	1680	148	<10
E5541244	5	1	5	0.23	10	<1	0.10	751	1.4	<0.01	1.7	624	>10000	19
E5541245	<5	<1	<1	0.31	12	<1	0.05	297	0.7	<0.01	1.6	646	>10000	25
E5541246	<5	<1	<1	0.23	12	<1	0.02	410	1.9	<0.01	1.4	688	2860	18
E5541247	6	<1	4	0.25	10	<1	0.03	223	2.4	<0.01	7.0	654	>10000	22
E5541248	<5	<1	<1	0.25	11	<1	0.02	116	4.3	<0.01	6.7	677	>10000	19
E5541249	<5	<1	<1	0.34	16	<1	0.03	202	0.6	<0.01	5.5	858	632	26
E5541250	16	16	5	0.08	<1	4	0.77	428	36.8	<0.01	47.8	447	>10000	<10
E5541251	<5	<1	<1	0.22	9	<1	0.26	658	2.5	0.01	1.9	737	6800	22
E5541252	<5	<1	1	0.27	12	<1	0.02	197	1.5	0.01	2.9	829	4800	20
E5541253	<5	<1	3	0.28	16	<1	0.03	171	2.3	0.01	3.3	834	1000	22
E5541254	<5	<1	<1	0.29	16	<1	0.05	363	3.2	<0.01	4.8	875	351	22
E5541255	<5	<1	<1	0.27	16	<1	0.05	381	3.2	<0.01	4.1	895	363	21
E5541256	<5	<1	<1	0.33	12	1	0.11	1320	2.5	<0.01	3.6	949	55.5	36
E5541257	<5	<1	<1	0.32	16	<1	0.11	595	1.7	<0.01	4.4	1060	140	27
E5541258	<5	<1	<1	0.34	17	<1	0.07	383	1.4	<0.01	3.6	917	3080	27
E5541259	<5	<1	<1	0.25	13	<1	0.02	164	1.5	<0.01	2.0	678	>10000	18
E5541260	<5	<1	1	0.25	13	<1	0.02	170	1.6	0.01	2.7	766	>10000	19
E5541261	<5	<1	3	0.24	12	<1	0.03	152	2.9	<0.01	2.3	734	>10000	18
E5541262	<5	<1	<1	0.27	15	<1	0.05	251	<0.5	0.01	2.0	861	6210	20
E5541263	<5	<1	3	0.24	15	<1	0.06	273	2.8	<0.01	2.7	716	7720	18
E5541264	18	15	5	0.06	<1	3	0.73	429	36.5	<0.01	49.4	434	>10000	<10
E5541265	11	NSS	NSS	NSS	NSS	NSS	NSS	NSS	NSS	NSS	NSS	NSS	NSS	NSS
E5541266	<5	<1	<1	0.36	17	<1	0.15	420	1.7	<0.01	8.5	1020	1400	32

Certified By:

Results relate only to the items tested and to all the items tested

AGAT Laboratories

5623 McADAM ROAD
MISSISSAUGA, ONTARIO
CANADA L4Z 1N9
TEL (905)501-9998
FAX (905)501-0589
http://www.agatlabs.com

Certificate of Analysis

AGAT WORK ORDER: 12Y621317

PROJECT NO: THORN 2012 Batch # 4

CLIENT NAME: BRIXTON METALS CORPORATION

ATTENTION TO: GARY THOMPSON

Aqua Regia Digest - Metals Package, ICP-OES finish (201073)

DATE SAMPLED: Jul 18, 2012 | DATE RECEIVED: Jul 12, 2012 | DATE REPORTED: Aug 22, 2012 | SAMPLE TYPE: Drill Core

Analyte:	Ga	Hg	In	K	La	Li	Mg	Mn	Mo	Na	Ni	P	Pb	Rb
Unit:	ppm	ppm	ppm	%	ppm	ppm	%	ppm	ppm	%	ppm	ppm	ppm	ppm
Sample Description RDL:	5	1	1	0.01	1	1	0.01	1	0.5	0.01	0.5	10	0.5	10
E5541267	<5	<1	4	0.32	16	<1	0.42	676	2.4	<0.01	9.0	982	295	30
E5541268	<5	<1	3	0.28	14	<1	0.09	203	3.0	0.01	4.3	857	2420	20
E5541269	<5	<1	3	0.21	9	<1	0.27	593	2.1	0.01	0.7	732	9710	18
E5541270	<5	<1	<1	0.08	10	2	0.53	363	1.4	0.20	24.7	1760	25.2	<10
E5541271	<5	<1	<1	0.23	8	<1	0.51	834	3.6	<0.01	0.9	603	>10000	21
E5541272	<5	<1	4	0.26	9	<1	0.15	421	3.5	0.01	2.7	658	>10000	21
E5541273	<5	<1	3	0.22	12	<1	0.22	505	2.0	0.01	4.3	813	>10000	20
E5541274	<5	<1	<1	0.26	9	<1	0.05	252	2.4	<0.01	2.5	754	6350	19
E5541275	<5	<1	2	0.25	10	<1	0.05	232	2.3	<0.01	3.2	720	577	21
E5541276	<5	<1	4	0.31	11	<1	0.06	239	2.4	<0.01	3.4	750	627	25
E5541277	5	2	<1	0.28	8	<1	0.33	821	1.1	0.01	<0.5	536	>10000	27
E5541278	<5	<1	2	0.35	12	<1	0.08	280	1.5	0.02	0.8	820	9210	28
E5541279	<5	<1	3	0.32	15	<1	0.04	278	1.1	0.02	1.5	879	150	25
E5541280	<5	<1	<1	0.30	10	<1	0.43	464	1.3	0.01	<0.5	696	9560	26
E5541281	<5	2	3	0.22	7	<1	0.44	670	0.7	0.01	1.7	626	>10000	22
E5541282	<5	<1	<1	0.30	13	<1	0.06	189	4.7	0.02	2.7	694	2420	23
E5541283	<5	<1	<1	0.27	9	<1	0.05	197	1.6	0.01	0.8	759	3200	22
E5541284	<5	<1	<1	0.32	9	<1	0.11	304	2.3	0.01	1.1	834	2260	26
E5541285	<5	<1	<1	0.27	10	<1	0.26	413	<0.5	<0.01	<0.5	721	7040	24
E5541286	<5	<1	<1	0.27	13	<1	0.16	311	0.9	<0.01	3.0	826	>10000	23
E5541287	<5	2	<1	0.20	7	<1	0.73	778	<0.5	0.01	0.9	640	>10000	22
E5541288	<5	<1	<1	0.30	11	<1	0.17	321	2.9	0.01	0.9	677	>10000	24
E5541289	<5	<1	1	0.30	12	<1	0.42	635	4.0	<0.01	2.4	654	>10000	28
E5541290	<5	<1	5	0.37	15	<1	0.14	306	2.7	<0.01	6.2	844	1290	31
E5541291	<5	<1	3	0.34	13	<1	0.15	298	3.1	<0.01	4.1	729	>10000	29
E5541292	<5	<1	<1	0.33	10	<1	0.43	354	2.0	0.01	3.4	684	>10000	30
E5541293	<5	<1	<1	0.27	10	<1	0.25	265	1.2	<0.01	3.2	746	6810	25
E5541294	6	3	2	0.29	9	<1	0.61	827	<0.5	0.01	1.4	541	>10000	30
E5541295	<5	<1	2	0.28	14	<1	0.05	151	1.3	<0.01	2.8	778	9040	25
E5541296	5	2	1	0.37	13	<1	0.53	664	1.9	0.01	2.7	647	>10000	35
E5541297	<5	<1	5	0.32	12	<1	0.08	191	3.2	0.02	3.4	749	5810	25
E5541298	<5	<1	5	0.42	17	<1	0.10	249	3.3	0.01	2.7	878	6920	37

Certified By:



Results relate only to the items tested and to all the items tested

AGAT Laboratories
5623 McADAM ROAD
MISSISSAUGA, ONTARIO
CANADA L4Z 1N9
TEL (905)501-9998
FAX (905)501-0589
http://www.agatlabs.com

Certificate of Analysis

AGAT WORK ORDER: 12Y621317

PROJECT NO: THORN 2012 Batch # 4

CLIENT NAME: BRIXTON METALS CORPORATION

ATTENTION TO: GARY THOMPSON

Aqua Regia Digest - Metals Package, ICP-OES finish (201073)

DATE SAMPLED: Jul 18, 2012 | DATE RECEIVED: Jul 12, 2012 | DATE REPORTED: Aug 22, 2012 | SAMPLE TYPE: Drill Core

Analyte:	Ga	Hg	In	K	La	Li	Mg	Mn	Mo	Na	Ni	P	Pb	Rb
Unit:	ppm	ppm	ppm	%	ppm	ppm	%	ppm	ppm	%	ppm	ppm	ppm	ppm
Sample Description RDL:	5	1	1	0.01	1	1	0.01	1	0.5	0.01	0.5	10	0.5	10
E5541299	<5	<1	2	0.35	16	<1	0.15	366	2.8	0.01	3.4	785	7890	30
E5541300	<5	<1	3	0.37	10	<1	0.39	702	1.9	<0.01	3.3	810	735	35
E5541301	<5	<1	<1	0.32	10	<1	0.34	796	2.3	0.01	4.0	792	898	29
E5541302	<5	<1	4	0.27	8	<1	0.07	328	3.9	<0.01	3.9	781	1040	25
E5541303	<5	<1	2	0.33	12	<1	0.10	375	2.8	<0.01	3.6	791	1410	27
E5541304	<5	<1	2	0.35	14	<1	0.06	244	2.9	<0.01	4.2	825	961	29
E5541305	<5	<1	<1	0.36	13	<1	0.20	809	2.5	<0.01	4.0	830	6100	32
E5541306	<5	<1	<1	0.39	9	<1	0.17	440	1.0	<0.01	<0.5	588	>10000	39
E5541307	<5	<1	2	0.33	11	<1	0.33	963	2.0	<0.01	1.4	709	>10000	32
E5541308	<5	<1	<1	0.05	2	<1	0.01	34	<0.5	<0.01	<0.5	68	125	<10
E5541309	<5	<1	<1	0.40	14	<1	0.16	464	2.1	<0.01	3.6	890	1500	33
E5541310	18	15	3	0.08	<1	4	0.74	421	37.3	<0.01	49.1	441	>10000	<10
E5541311	<5	<1	<1	0.26	11	<1	0.17	740	2.2	0.02	1.8	1010	1170	21
E5541312	<5	<1	2	0.33	13	<1	0.15	565	1.6	<0.01	2.3	864	1200	30
E5541313	<5	<1	<1	0.35	16	<1	0.10	343	1.6	<0.01	3.8	874	602	30
E5541314	<5	<1	<1	0.34	12	<1	0.09	367	1.9	<0.01	2.2	718	1520	28
E5541315	<5	<1	<1	0.23	11	<1	0.11	408	3.4	<0.01	3.5	806	1700	19
E5541316	<5	<1	1	0.28	13	<1	0.13	456	3.4	<0.01	3.9	884	1890	24
E5541317	<5	<1	2	0.22	14	<1	0.08	337	1.3	<0.01	5.2	892	1930	17
E5541318	<5	<1	6	0.29	12	<1	0.35	1080	3.3	0.01	2.7	834	2440	26
E5541319	<5	<1	<1	0.28	11	<1	0.72	1490	2.6	<0.01	1.8	835	1750	29
E5541320	<5	<1	3	0.30	17	<1	0.32	747	1.7	<0.01	3.4	964	947	28
E5541321	<5	<1	<1	0.09	11	1	0.51	326	1.1	0.17	23.2	1780	9.9	<10
E5541322	<5	<1	3	0.30	13	<1	0.06	163	0.9	0.01	3.3	890	744	24
E5541323	<5	<1	3	0.26	17	<1	0.07	286	1.8	0.03	2.2	906	771	21
E5541324	<5	<1	3	0.39	20	<1	0.12	342	4.1	0.03	2.9	815	3420	32
E5541325	<5	<1	2	0.29	13	<1	0.12	368	2.3	0.02	3.2	791	1150	24
E5541326	<5	<1	1	0.30	15	<1	0.06	154	2.4	0.02	6.0	767	1090	24
E5541327	<5	<1	1	0.31	14	<1	0.12	392	3.3	0.01	1.9	845	1080	26
E5541328	<5	<1	4	0.36	14	<1	0.07	151	3.7	0.02	5.7	972	1210	28
E5541329	<5	<1	<1	0.09	11	1	0.48	348	<0.5	0.19	25.2	1730	11.7	<10
E5541330	<5	<1	<1	0.26	10	<1	0.41	928	1.6	0.02	4.3	961	1460	25

Certified By:

Results relate only to the items tested and to all the items tested

AGAT Laboratories

5623 McADAM ROAD
MISSISSAUGA, ONTARIO
CANADA L4Z 1N9
TEL (905)501-9998
FAX (905)501-0589
http://www.agatlabs.com

Certificate of Analysis

AGAT WORK ORDER: 12Y621317

PROJECT NO: THORN 2012 Batch # 4

CLIENT NAME: BRIXTON METALS CORPORATION

ATTENTION TO: GARY THOMPSON

Aqua Regia Digest - Metals Package, ICP-OES finish (201073)

DATE SAMPLED: Jul 18, 2012 | DATE RECEIVED: Jul 12, 2012 | DATE REPORTED: Aug 22, 2012 | SAMPLE TYPE: Drill Core

Analyte:	Ga	Hg	In	K	La	Li	Mg	Mn	Mo	Na	Ni	P	Pb	Rb
Unit:	ppm	ppm	ppm	%	ppm	ppm	%	ppm	ppm	%	ppm	ppm	ppm	ppm
Sample Description RDL:	5	1	1	0.01	1	1	0.01	1	0.5	0.01	0.5	10	0.5	10
E5541331	<5	<1	2	0.31	12	<1	0.21	555	1.8	0.03	3.1	989	602	26
E5541332	<5	<1	<1	0.30	11	<1	0.20	1240	2.6	0.03	2.8	950	470	25
E5541333	<5	<1	<1	0.21	13	<1	0.43	2950	1.9	0.04	2.0	891	142	21
E5541334	<5	<1	<1	0.31	13	<1	0.75	4580	2.2	0.05	2.1	866	94.9	32
E5541335	<5	<1	1	0.26	11	1	0.42	2210	2.3	0.05	2.1	941	83.3	25
E5541336	<5	<1	<1	0.32	14	<1	0.06	193	2.1	0.05	2.0	866	521	26
E5541337	<5	<1	1	0.06	8	2	0.54	317	1.0	0.11	24.1	1440	7.2	<10
E5541338	12	2	2	0.28	8	<1	0.58	2220	2.8	0.03	<0.5	348	>10000	33
E5541339	6	1	<1	0.29	7	<1	0.64	1500	3.2	0.03	<0.5	541	>10000	29
E5541340	<5	<1	<1	0.31	15	<1	0.17	520	3.1	0.03	1.3	724	2010	24
E5541341	<5	<1	<1	0.25	14	<1	0.08	237	1.8	0.04	2.7	867	441	22
E5541342	<5	<1	<1	0.23	13	<1	0.08	234	2.6	0.05	2.7	878	457	18
E5541343	<5	<1	<1	0.29	12	<1	0.04	209	2.1	0.05	2.3	925	280	23
E5541344	<5	<1	2	0.28	12	<1	0.04	210	2.1	0.05	2.4	910	285	23
E5541345	<5	<1	2	0.31	11	<1	0.12	615	1.7	0.03	3.9	1030	672	25
E5541346	<5	<1	<1	0.30	11	<1	0.12	595	2.6	0.02	3.4	974	645	26
E5541347	<5	<1	<1	0.29	13	<1	0.18	921	2.7	0.03	4.4	874	364	25
E5541348	<5	<1	<1	0.27	12	<1	0.18	917	2.4	0.03	4.2	850	362	23
E5541349	<5	<1	<1	0.28	11	2	0.55	1850	1.7	0.06	1.1	829	21.5	29
E5541350	18	15	6	0.07	<1	3	0.74	428	35.5	<0.01	48.9	431	>10000	<10
E5541351	<5	<1	2	0.26	11	3	0.62	2090	1.9	0.07	1.3	989	26.7	28
E5541352	<5	<1	<1	0.24	10	2	0.50	4300	2.2	0.07	2.0	971	21.7	24
E5541353	<5	<1	<1	0.29	11	2	0.51	4170	3.1	0.07	1.9	944	20.8	28
E5541354	<5	<1	<1	0.24	11	<1	0.16	489	3.9	0.04	5.2	941	372	21
E5541355	<5	<1	<1	0.29	12	<1	0.13	1260	4.1	0.04	3.2	914	374	23
E5541356	<5	<1	4	0.26	11	<1	0.17	495	3.4	0.04	5.6	921	360	22
E5541357	<5	<1	<1	0.24	11	<1	0.16	413	4.1	0.04	4.2	709	287	22
E5541358	<5	<1	<1	0.04	9	1	0.47	366	1.0	0.09	29.6	1350	2.7	<10
E5541359	<5	<1	<1	0.31	13	<1	0.18	456	4.5	0.04	4.7	793	318	29
E5541360	<5	<1	<1	0.23	13	<1	0.11	340	5.9	0.04	6.4	774	702	21
E5541361	<5	<1	<1	0.26	12	<1	0.11	343	5.4	0.04	3.8	691	417	24
E5541362	<5	<1	<1	0.32	13	<1	0.13	371	6.3	0.04	3.7	777	454	28

Certified By:

Results relate only to the items tested and to all the items tested

AGAT Laboratories

5623 McADAM ROAD
MISSISSAUGA, ONTARIO
CANADA L4Z 1N9
TEL (905)501-9998
FAX (905)501-0589
http://www.agatlabs.com

Certificate of Analysis

AGAT WORK ORDER: 12Y621317

PROJECT NO: THORN 2012 Batch # 4

CLIENT NAME: BRIXTON METALS CORPORATION

ATTENTION TO: GARY THOMPSON

Aqua Regia Digest - Metals Package, ICP-OES finish (201073)

DATE SAMPLED: Jul 18, 2012 | DATE RECEIVED: Jul 12, 2012 | DATE REPORTED: Aug 22, 2012 | SAMPLE TYPE: Drill Core

Analyte:	Ga	Hg	In	K	La	Li	Mg	Mn	Mo	Na	Ni	P	Pb	Rb
Unit:	ppm	ppm	ppm	%	ppm	ppm	%	ppm	ppm	%	ppm	ppm	ppm	ppm
Sample Description RDL:	5	1	1	0.01	1	1	0.01	1	0.5	0.01	0.5	10	0.5	10
E5541363	<5	<1	<1	0.29	14	<1	0.14	447	3.0	0.02	3.2	785	287	28
E5541364	<5	<1	<1	0.28	14	<1	0.14	460	4.6	0.02	3.3	797	310	26
E5541365	<5	<1	<1	0.30	13	<1	0.12	810	2.7	0.03	3.1	773	202	26
E5541366	<5	<1	<1	0.26	13	<1	0.12	800	3.1	0.03	2.9	776	191	23
E5541367	<5	<1	<1	0.26	14	1	0.17	1020	3.4	0.05	2.4	797	113	23
E5541368	<5	<1	<1	0.26	14	1	0.17	1010	3.3	0.05	2.3	831	116	23
E5541369	<5	<1	<1	0.34	14	2	0.25	1050	6.2	0.08	3.6	944	106	31
E5541370	<5	<1	<1	0.06	9	1	0.58	353	2.0	0.11	28.2	1270	<0.5	<10
E5541371	<5	<1	<1	0.38	16	2	0.25	1060	5.9	0.08	3.9	949	105	36
E5541372	<5	<1	<1	0.32	12	3	0.59	2500	4.5	0.09	2.4	951	22.4	30
E5541373	<5	<1	<1	0.27	10	3	0.55	2360	5.0	0.08	2.5	910	20.8	25
E5541374	<5	<1	<1	0.28	13	2	0.10	387	7.9	0.07	5.4	916	202	25
E5541375	<5	<1	<1	0.26	12	2	0.10	388	8.5	0.08	5.5	920	204	21
E5541376	<5	<1	<1	0.33	16	2	0.22	793	5.5	0.07	3.4	1050	362	29
E5541377	16	17	<1	0.10	1	4	0.78	424	52.1	<0.01	55.6	384	>10000	11
E5541378	<5	<1	<1	0.32	15	2	0.21	744	3.9	0.06	3.7	1000	348	29
E5541379	<5	<1	<1	0.36	14	2	0.14	400	3.2	0.06	4.0	960	204	31
E5541380	<5	<1	<1	0.30	13	1	0.12	385	2.4	0.06	3.7	916	199	25
E5541381	6	<1	<1	0.28	14	1	0.30	578	8.5	0.05	3.0	861	643	27
E5541382	<5	<1	<1	0.24	13	1	0.29	566	9.1	0.05	2.7	820	605	22
E5541383	6	<1	<1	0.30	15	1	0.21	441	7.9	0.06	3.8	852	4150	28
E5541384	<5	<1	<1	0.31	14	1	0.19	428	7.9	0.05	3.5	832	3990	30
E5541385	<5	<1	<1	0.28	14	2	0.35	790	4.5	0.05	5.0	902	308	27
E5541386	<5	<1	<1	0.32	14	2	0.32	716	4.4	0.05	2.9	798	387	32
E5541387	<5	<1	<1	0.27	14	2	0.32	743	5.4	0.05	3.2	864	388	26
E5541388	<5	<1	<1	0.05	9	1	0.51	299	1.0	0.09	26.2	1260	0.8	<10
E5541389	<5	<1	<1	0.28	13	1	0.13	333	3.9	0.05	4.4	828	503	24
E5541390	<5	<1	<1	0.27	13	1	0.14	343	3.5	0.05	4.9	825	523	24
E5541391	<5	<1	<1	0.27	13	1	0.16	457	3.4	0.05	2.6	803	381	24
E5541392	<5	<1	<1	0.29	13	1	0.17	468	3.3	0.05	2.5	831	396	26
E5541393	<5	<1	<1	0.21	12	1	0.13	345	3.7	0.04	3.2	755	365	20
E5541394	<5	<1	<1	0.25	13	<1	0.13	336	3.8	0.04	2.7	764	375	23

Certified By:



Results relate only to the items tested and to all the items tested

AGAT Laboratories

5623 McADAM ROAD
MISSISSAUGA, ONTARIO
CANADA L4Z 1N9
TEL (905)501-9998
FAX (905)501-0589
http://www.agatlabs.com

Certificate of Analysis

AGAT WORK ORDER: 12Y621317

PROJECT NO: THORN 2012 Batch # 4

CLIENT NAME: BRIXTON METALS CORPORATION

ATTENTION TO: GARY THOMPSON

Aqua Regia Digest - Metals Package, ICP-OES finish (201073)

DATE SAMPLED: Jul 18, 2012 | DATE RECEIVED: Jul 12, 2012 | DATE REPORTED: Aug 22, 2012 | SAMPLE TYPE: Drill Core

Analyte:	Ga	Hg	In	K	La	Li	Mg	Mn	Mo	Na	Ni	P	Pb	Rb
Unit:	ppm	ppm	ppm	%	ppm	ppm	%	ppm	ppm	%	ppm	ppm	ppm	ppm
Sample Description RDL:	5	1	1	0.01	1	1	0.01	1	0.5	0.01	0.5	10	0.5	10
E5541395	<5	<1	<1	0.20	10	1	0.23	485	4.3	0.04	3.8	762	440	20
E5541396	<5	<1	<1	0.19	9	1	0.25	497	4.4	0.04	3.8	765	450	17
E5541397	<5	<1	<1	0.28	16	1	0.14	360	4.5	0.05	3.6	849	407	25
E5541398	<5	<1	<1	0.29	17	1	0.13	364	5.2	0.05	3.2	857	411	24
E5541399	<5	<1	<1	0.35	14	1	0.10	320	5.9	0.06	3.9	848	405	27
E5541400	<5	<1	<1	0.30	14	1	0.10	319	5.3	0.05	4.2	826	428	27
E5541401	19	15	<1	0.08	1	3	0.75	406	49.0	<0.01	50.5	351	>10000	<10

Certified By:

Results relate only to the items tested and to all the items tested

AGAT Laboratories
5623 McADAM ROAD
MISSISSAUGA, ONTARIO
CANADA L4Z 1N9
TEL (905)501-9998
FAX (905)501-0589
http://www.agatlabs.com

Certificate of Analysis

AGAT WORK ORDER: 12Y621317

PROJECT NO: THORN 2012 Batch # 4

CLIENT NAME: BRIXTON METALS CORPORATION

ATTENTION TO: GARY THOMPSON

Aqua Regia Digest - Metals Package, ICP-OES finish (201073)

DATE SAMPLED: Jul 18, 2012 | DATE RECEIVED: Jul 12, 2012 | DATE REPORTED: Aug 22, 2012 | SAMPLE TYPE: Drill Core

Analyte:	S	Sb	Sc	Se	Sn	Sr	Ta	Te	Th	Ti	Tl	U	V	W
Unit:	%	ppm	ppm	ppm	ppm	ppm	ppm	ppm	ppm	%	ppm	ppm	ppm	ppm
Sample Description RDL:	0.005	1	0.5	10	5	0.5	10	10	5	0.01	5	5	0.5	1
E5541235	7.81	5740	<0.5	<10	<5	27.0	<10	<10	<5	<0.01	7	<5	7.4	3
E5541236	10.4	>10000	<0.5	<10	<5	62.5	15	12	<5	<0.01	7	<5	6.2	<1
E5541237	6.43	>10000	<0.5	<10	<5	54.9	<10	10	<5	<0.01	11	<5	5.8	18
E5541238	6.98	>10000	<0.5	<10	<5	14.3	<10	24	<5	<0.01	8	<5	4.5	55
E5541239	6.45	>10000	<0.5	<10	<5	14.0	<10	<10	<5	<0.01	8	<5	5.7	<1
E5541240	4.41	890	<0.5	<10	<5	9.9	<10	<10	5	<0.01	6	<5	5.3	<1
E5541241	14.4	>10000	<0.5	<10	<5	21.3	<10	52	<5	<0.01	11	<5	9.0	274
E5541242	4.85	2190	<0.5	<10	<5	55.5	<10	<10	<5	<0.01	10	<5	6.8	3
E5541243	0.036	25	6.7	<10	<5	91.7	<10	<10	<5	0.18	8	<5	58.3	<1
E5541244	9.65	2420	<0.5	12	<5	64.2	<10	46	<5	<0.01	13	<5	8.5	218
E5541245	7.79	2750	<0.5	<10	<5	40.4	<10	24	<5	<0.01	13	<5	8.6	53
E5541246	3.79	399	1.1	<10	<5	117	<10	<10	<5	<0.01	9	<5	5.2	<1
E5541247	11.0	>10000	<0.5	31	<5	41.3	<10	49	<5	<0.01	13	<5	8.5	110
E5541248	12.6	8530	<0.5	25	<5	34.2	<10	41	<5	<0.01	12	<5	9.1	15
E5541249	3.67	247	1.5	<10	<5	92.4	<10	<10	<5	<0.01	9	<5	8.3	<1
E5541250	19.9	209	<0.5	206	66	20.2	<10	71	<5	<0.01	32	<5	28.7	810
E5541251	7.04	2010	1.2	<10	<5	243	<10	18	<5	<0.01	12	<5	9.7	11
E5541252	5.88	1220	0.7	<10	<5	36.9	<10	12	<5	<0.01	8	<5	6.5	3
E5541253	5.34	287	1.4	<10	<5	67.2	<10	<10	6	<0.01	9	<5	7.3	<1
E5541254	4.17	174	1.6	<10	<5	105	<10	<10	<5	<0.01	8	<5	6.4	<1
E5541255	4.33	175	1.6	<10	<5	111	<10	<10	6	<0.01	8	<5	5.9	<1
E5541256	2.00	40	2.3	<10	<5	614	<10	<10	<5	<0.01	10	<5	7.4	<1
E5541257	2.16	57	2.1	<10	<5	134	<10	<10	5	<0.01	8	<5	7.1	<1
E5541258	4.36	567	1.3	<10	<5	145	<10	17	5	<0.01	9	<5	7.4	4
E5541259	9.87	3430	<0.5	<10	<5	60.7	<10	52	<5	<0.01	12	<5	7.1	94
E5541260	7.65	1180	<0.5	<10	<5	84.5	<10	31	<5	<0.01	10	<5	7.8	15
E5541261	9.17	1800	<0.5	<10	<5	77.1	<10	49	<5	<0.01	11	<5	7.1	49
E5541262	5.50	866	0.7	<10	<5	215	<10	17	<5	<0.01	9	<5	6.5	4
E5541263	7.34	816	0.6	<10	<5	124	<10	35	<5	<0.01	11	<5	7.2	30
E5541264	17.8	193	<0.5	206	63	15.5	<10	74	<5	<0.01	34	5	24.8	795
E5541265	NSS	NSS	NSS	NSS	NSS	NSS	NSS	NSS	NSS	NSS	NSS	NSS	NSS	NSS
E5541266	4.14	121	2.1	<10	<5	185	<10	<10	<5	<0.01	9	<5	10.0	<1

Certified By:

Results relate only to the items tested and to all the items tested

AGAT Laboratories
5623 McADAM ROAD
MISSISSAUGA, ONTARIO
CANADA L4Z 1N9
TEL (905)501-9998
FAX (905)501-0589
http://www.agatlabs.com

Certificate of Analysis

AGAT WORK ORDER: 12Y621317

PROJECT NO: THORN 2012 Batch # 4

CLIENT NAME: BRIXTON METALS CORPORATION

ATTENTION TO: GARY THOMPSON

Aqua Regia Digest - Metals Package, ICP-OES finish (201073)

DATE SAMPLED: Jul 18, 2012 | DATE RECEIVED: Jul 12, 2012 | DATE REPORTED: Aug 22, 2012 | SAMPLE TYPE: Drill Core

Analyte:	S	Sb	Sc	Se	Sn	Sr	Ta	Te	Th	Ti	Tl	U	V	W
Unit:	%	ppm	ppm	ppm	ppm	ppm	ppm	ppm	ppm	%	ppm	ppm	ppm	ppm
Sample Description RDL:	0.005	1	0.5	10	5	0.5	10	10	5	0.01	5	5	0.5	1
E5541267	3.16	114	2.8	<10	<5	333	<10	<10	<5	<0.01	12	<5	11.1	<1
E5541268	3.30	145	1.5	<10	<5	150	<10	<10	<5	<0.01	7	<5	6.9	<1
E5541269	9.74	905	1.3	<10	<5	306	<10	42	<5	<0.01	13	<5	10.7	81
E5541270	0.036	3	6.2	<10	<5	96.5	<10	<10	<5	0.16	7	<5	57.2	<1
E5541271	11.5	1060	1.1	17	<5	179	<10	49	<5	<0.01	10	<5	13.6	62
E5541272	11.5	1710	<0.5	<10	<5	157	<10	59	<5	<0.01	13	<5	11.2	73
E5541273	8.21	781	0.9	<10	<5	116	<10	60	<5	<0.01	11	<5	10.5	94
E5541274	7.46	592	0.8	<10	<5	53.8	<10	50	<5	<0.01	7	<5	6.8	28
E5541275	3.47	184	1.3	<10	<5	86.4	<10	<10	<5	<0.01	7	<5	5.6	<1
E5541276	3.81	203	1.5	<10	<5	93.6	<10	<10	<5	<0.01	7	<5	7.0	<1
E5541277	14.5	2360	0.6	<10	<5	166	<10	93	<5	<0.01	16	<5	15.9	494
E5541278	6.01	653	0.5	<10	<5	131	<10	21	<5	<0.01	10	<5	8.4	13
E5541279	1.87	37	1.3	<10	<5	152	<10	<10	<5	<0.01	7	<5	5.4	<1
E5541280	6.03	791	0.7	<10	<5	148	<10	44	<5	<0.01	11	<5	10.7	115
E5541281	12.7	3270	<0.5	39	<5	151	<10	87	<5	<0.01	14	<5	14.4	440
E5541282	6.04	334	1.5	<10	<5	149	<10	23	<5	<0.01	7	<5	7.7	12
E5541283	5.32	283	1.3	<10	<5	161	<10	21	<5	<0.01	7	<5	6.9	12
E5541284	3.84	213	1.5	<10	<5	129	<10	12	<5	<0.01	8	<5	6.2	4
E5541285	6.23	498	1.2	<10	<5	184	<10	38	<5	<0.01	9	<5	8.1	113
E5541286	6.89	457	1.1	<10	<5	141	<10	31	<5	<0.01	11	<5	8.8	30
E5541287	9.37	650	<0.5	<10	<5	185	<10	72	<5	<0.01	13	<5	10.7	412
E5541288	9.12	694	<0.5	<10	<5	107	<10	56	<5	<0.01	11	<5	9.3	169
E5541289	6.05	528	0.9	<10	<5	178	<10	31	<5	<0.01	11	<5	10.1	85
E5541290	4.81	128	2.0	<10	<5	112	<10	11	6	<0.01	8	<5	10.0	10
E5541291	6.08	464	0.9	<10	<5	69.1	<10	30	<5	<0.01	9	<5	10.6	70
E5541292	7.56	574	<0.5	<10	<5	68.2	<10	44	<5	<0.01	10	<5	11.9	170
E5541293	4.99	356	0.6	<10	<5	51.3	<10	26	<5	<0.01	8	<5	6.9	60
E5541294	10.5	2050	<0.5	49	<5	64.4	<10	80	<5	<0.01	16	<5	14.9	957
E5541295	6.56	413	0.9	<10	<5	39.7	<10	33	<5	<0.01	8	<5	7.0	83
E5541296	10.0	1160	<0.5	<10	<5	70.4	<10	69	<5	<0.01	15	<5	13.8	536
E5541297	6.38	304	0.9	<10	<5	53.6	<10	24	<5	<0.01	8	<5	8.3	27
E5541298	5.73	475	1.1	<10	<5	68.0	<10	23	5	<0.01	9	<5	9.9	20

Certified By:

Results relate only to the items tested and to all the items tested

AGAT Laboratories

5623 McADAM ROAD
MISSISSAUGA, ONTARIO
CANADA L4Z 1N9
TEL (905)501-9998
FAX (905)501-0589
http://www.agatlabs.com

Certificate of Analysis

AGAT WORK ORDER: 12Y621317

PROJECT NO: THORN 2012 Batch # 4

CLIENT NAME: BRIXTON METALS CORPORATION

ATTENTION TO: GARY THOMPSON

Aqua Regia Digest - Metals Package, ICP-OES finish (201073)

DATE SAMPLED: Jul 18, 2012 | DATE RECEIVED: Jul 12, 2012 | DATE REPORTED: Aug 22, 2012 | SAMPLE TYPE: Drill Core

Analyte:	S	Sb	Sc	Se	Sn	Sr	Ta	Te	Th	Ti	Tl	U	V	W
Unit:	%	ppm	ppm	ppm	ppm	ppm	ppm	ppm	ppm	%	ppm	ppm	ppm	ppm
Sample Description RDL:	0.005	1	0.5	10	5	0.5	10	10	5	0.01	5	5	0.5	1
E5541299	6.57	272	1.0	<10	<5	84.6	<10	35	<5	<0.01	8	<5	10.2	113
E5541300	4.46	207	2.0	<10	<5	169	<10	<10	<5	<0.01	8	<5	10.4	5
E5541301	4.35	117	1.7	<10	<5	149	<10	12	<5	<0.01	8	<5	8.6	9
E5541302	4.46	65	1.6	<10	<5	102	<10	15	<5	<0.01	7	<5	5.9	12
E5541303	5.43	153	2.0	<10	<5	90.1	<10	11	5	<0.01	8	<5	8.7	6
E5541304	4.63	142	1.8	<10	<5	35.3	<10	<10	<5	<0.01	6	<5	8.1	<1
E5541305	6.09	181	1.4	<10	<5	95.5	<10	24	<5	<0.01	10	<5	10.6	31
E5541306	9.87	594	<0.5	14	<5	79.2	<10	41	<5	<0.01	14	<5	11.3	145
E5541307	6.18	321	0.8	<10	<5	133	<10	21	<5	<0.01	11	<5	10.6	29
E5541308	0.460	3	<0.5	<10	<5	8.6	<10	<10	<5	<0.01	<5	<5	1.6	<1
E5541309	4.51	42	1.9	<10	<5	84.8	<10	<10	<5	<0.01	8	<5	9.0	3
E5541310	20.8	201	<0.5	204	64	19.6	<10	69	<5	<0.01	35	<5	28.1	790
E5541311	3.08	38	1.5	<10	<5	174	<10	<10	<5	<0.01	6	<5	6.7	<1
E5541312	3.53	50	1.9	<10	<5	91.9	<10	<10	5	<0.01	7	<5	7.5	1
E5541313	3.82	44	1.9	<10	<5	60.9	<10	<10	6	<0.01	6	<5	8.3	<1
E5541314	4.89	82	1.5	<10	<5	58.4	<10	<10	<5	<0.01	6	<5	7.4	4
E5541315	5.41	71	1.3	<10	<5	59.0	<10	<10	<5	<0.01	5	<5	5.6	2
E5541316	5.79	78	1.4	<10	<5	64.3	<10	<10	<5	<0.01	6	<5	7.1	4
E5541317	5.92	96	1.3	<10	<5	64.2	<10	11	<5	<0.01	6	<5	6.0	5
E5541318	5.06	62	1.5	<10	<5	192	<10	11	<5	<0.01	8	<5	8.7	3
E5541319	4.60	58	1.5	<10	<5	354	<10	<10	<5	<0.01	8	<5	10.1	4
E5541320	4.08	31	1.9	<10	<5	216	<10	<10	6	<0.01	6	<5	7.9	1
E5541321	0.037	1	5.4	<10	<5	82.7	<10	<10	<5	0.14	8	<5	51.2	<1
E5541322	4.64	44	1.5	<10	<5	120	<10	<10	<5	<0.01	5	<5	6.7	<1
E5541323	3.91	44	1.7	<10	<5	133	<10	<10	5	<0.01	<5	<5	6.5	<1
E5541324	7.82	290	1.7	<10	<5	152	<10	12	<5	<0.01	8	<5	9.7	3
E5541325	5.47	130	1.6	<10	<5	133	<10	<10	<5	<0.01	7	<5	7.8	<1
E5541326	5.60	112	1.3	<10	<5	77.7	<10	<10	5	<0.01	<5	<5	7.4	<1
E5541327	5.67	171	1.5	<10	<5	98.5	<10	<10	<5	<0.01	6	<5	8.0	<1
E5541328	5.16	93	1.4	<10	<5	87.0	<10	<10	<5	<0.01	6	<5	8.1	<1
E5541329	0.048	2	5.3	<10	<5	89.7	<10	<10	<5	0.15	7	<5	53.8	<1
E5541330	4.96	73	2.0	<10	<5	253	<10	<10	<5	<0.01	8	<5	7.9	1

Certified By:



Results relate only to the items tested and to all the items tested

AGAT Laboratories

5623 McADAM ROAD
MISSISSAUGA, ONTARIO
CANADA L4Z 1N9
TEL (905)501-9998
FAX (905)501-0589
http://www.agatlabs.com

Certificate of Analysis

AGAT WORK ORDER: 12Y621317

PROJECT NO: THORN 2012 Batch # 4

CLIENT NAME: BRIXTON METALS CORPORATION

ATTENTION TO: GARY THOMPSON

Aqua Regia Digest - Metals Package, ICP-OES finish (201073)

DATE SAMPLED: Jul 18, 2012 | DATE RECEIVED: Jul 12, 2012 | DATE REPORTED: Aug 22, 2012 | SAMPLE TYPE: Drill Core

Analyte:	S	Sb	Sc	Se	Sn	Sr	Ta	Te	Th	Ti	Tl	U	V	W
Unit:	%	ppm	ppm	ppm	ppm	ppm	ppm	ppm	ppm	%	ppm	ppm	ppm	ppm
Sample Description RDL:	0.005	1	0.5	10	5	0.5	10	10	5	0.01	5	5	0.5	1
E5541331	4.43	29	1.8	<10	<5	219	<10	10	<5	<0.01	7	<5	8.8	2
E5541332	4.39	24	1.9	<10	<5	157	<10	<10	<5	<0.01	6	<5	10.5	<1
E5541333	3.16	18	2.2	<10	<5	179	<10	<10	<5	<0.01	8	7	15.8	<1
E5541334	2.95	17	2.5	<10	<5	262	<10	<10	5	<0.01	10	11	18.5	<1
E5541335	3.42	10	2.1	<10	<5	211	<10	<10	<5	<0.01	8	6	14.1	<1
E5541336	3.88	31	1.4	<10	<5	147	<10	<10	<5	<0.01	5	<5	6.9	<1
E5541337	0.019	<1	5.6	<10	<5	49.4	<10	<10	<5	0.14	7	<5	47.0	<1
E5541338	19.9	819	1.0	<10	<5	252	<10	60	<5	<0.01	15	7	16.6	423
E5541339	12.9	419	1.1	<10	<5	203	<10	54	<5	<0.01	12	<5	12.9	296
E5541340	6.15	230	1.5	<10	<5	132	<10	11	<5	<0.01	7	<5	8.8	6
E5541341	4.03	34	1.6	<10	<5	138	<10	<10	<5	<0.01	5	<5	6.8	<1
E5541342	4.30	34	1.5	<10	<5	142	<10	<10	<5	<0.01	6	<5	5.4	<1
E5541343	3.57	16	1.6	<10	<5	155	<10	<10	<5	<0.01	6	<5	7.5	<1
E5541344	3.54	16	1.7	<10	<5	153	<10	<10	<5	<0.01	7	<5	6.8	<1
E5541345	4.72	38	2.0	<10	<5	205	<10	<10	<5	<0.01	7	<5	9.4	<1
E5541346	4.41	35	1.9	<10	<5	191	<10	<10	<5	<0.01	6	<5	9.6	<1
E5541347	4.41	55	2.1	<10	<5	225	<10	<10	<5	<0.01	9	<5	9.3	<1
E5541348	4.44	59	2.1	<10	<5	224	<10	<10	<5	<0.01	7	<5	9.0	<1
E5541349	2.20	7	2.8	<10	<5	309	<10	<10	<5	<0.01	9	6	15.5	<1
E5541350	19.7	202	<0.5	206	62	21.6	<10	68	<5	<0.01	34	<5	26.1	790
E5541351	2.58	8	3.1	<10	<5	358	<10	<10	<5	<0.01	9	6	16.8	<1
E5541352	2.88	11	2.4	<10	<5	237	<10	<10	<5	<0.01	10	11	14.0	<1
E5541353	2.81	12	2.4	<10	<5	241	<10	<10	<5	<0.01	10	11	14.5	<1
E5541354	5.59	39	1.9	<10	<5	166	<10	<10	<5	<0.01	7	<5	8.3	1
E5541355	4.41	40	2.3	<10	<5	210	<10	<10	<5	<0.01	8	<5	10.8	<1
E5541356	5.59	38	1.8	<10	<5	167	<10	<10	<5	<0.01	7	<5	7.8	1
E5541357	4.77	30	<0.5	<10	<5	170	<10	<10	<5	<0.01	<5	<5	4.4	<1
E5541358	0.009	<1	3.2	<10	<5	42.8	<10	<10	<5	0.13	<5	<5	47.0	2
E5541359	5.31	34	0.5	<10	<5	179	<10	<10	<5	<0.01	<5	<5	6.1	<1
E5541360	4.69	27	<0.5	<10	<5	151	<10	<10	<5	<0.01	<5	<5	5.1	<1
E5541361	4.44	28	<0.5	<10	<5	138	<10	<10	<5	<0.01	<5	<5	5.2	<1
E5541362	4.81	30	<0.5	<10	<5	155	<10	<10	<5	<0.01	<5	<5	6.0	<1

Certified By:

Results relate only to the items tested and to all the items tested

AGAT Laboratories

5623 McADAM ROAD
MISSISSAUGA, ONTARIO
CANADA L4Z 1N9
TEL (905)501-9998
FAX (905)501-0589
http://www.agatlabs.com

Certificate of Analysis

AGAT WORK ORDER: 12Y621317

PROJECT NO: THORN 2012 Batch # 4

CLIENT NAME: BRIXTON METALS CORPORATION

ATTENTION TO: GARY THOMPSON

Aqua Regia Digest - Metals Package, ICP-OES finish (201073)

DATE SAMPLED: Jul 18, 2012 | DATE RECEIVED: Jul 12, 2012 | DATE REPORTED: Aug 22, 2012 | SAMPLE TYPE: Drill Core

Analyte:	S	Sb	Sc	Se	Sn	Sr	Ta	Te	Th	Ti	Tl	U	V	W
Unit:	%	ppm	ppm	ppm	ppm	ppm	ppm	ppm	ppm	%	ppm	ppm	ppm	ppm
Sample Description RDL:	0.005	1	0.5	10	5	0.5	10	10	5	0.01	5	5	0.5	1
E5541363	4.47	25	<0.5	<10	<5	148	<10	<10	<5	<0.01	<5	<5	6.2	<1
E5541364	4.60	25	<0.5	<10	<5	154	<10	<10	<5	<0.01	<5	<5	5.6	<1
E5541365	3.85	22	<0.5	<10	<5	191	<10	<10	<5	<0.01	<5	<5	5.7	<1
E5541366	3.83	22	<0.5	<10	<5	191	<10	<10	<5	<0.01	<5	<5	4.9	<1
E5541367	3.08	18	0.6	<10	<5	185	<10	<10	<5	<0.01	<5	<5	4.3	<1
E5541368	3.01	17	0.6	<10	<5	190	<10	<10	<5	<0.01	<5	<5	4.4	<1
E5541369	3.30	11	0.9	<10	<5	199	<10	<10	<5	<0.01	<5	<5	6.8	1
E5541370	0.008	<1	3.2	<10	<5	52.7	<10	<10	<5	0.16	<5	<5	46.9	2
E5541371	3.31	11	0.9	<10	<5	196	<10	<10	<5	<0.01	<5	<5	8.4	<1
E5541372	2.66	5	1.1	<10	<5	207	<10	<10	<5	<0.01	<5	<5	8.4	1
E5541373	2.46	6	1.0	<10	<5	193	<10	<10	<5	<0.01	<5	<5	7.0	2
E5541374	4.44	19	0.8	<10	<5	156	13	<10	<5	<0.01	<5	<5	6.2	<1
E5541375	4.43	20	0.7	<10	<5	168	<10	<10	<5	<0.01	<5	<5	4.9	<1
E5541376	4.51	55	1.2	<10	<5	196	<10	<10	<5	<0.01	<5	<5	7.9	<1
E5541377	16.6	258	<0.5	269	68	37.1	13	16	<5	<0.01	36	16	21.0	566
E5541378	4.27	57	1.2	<10	<5	186	<10	<10	<5	<0.01	<5	<5	8.8	<1
E5541379	4.08	65	0.7	<10	<5	168	<10	<10	<5	<0.01	<5	<5	6.0	2
E5541380	3.84	65	0.6	<10	<5	153	<10	<10	<5	<0.01	<5	<5	4.2	2
E5541381	6.76	133	0.5	<10	<5	171	<10	<10	<5	<0.01	6	<5	5.6	<1
E5541382	6.65	135	<0.5	<10	<5	164	<10	15	<5	<0.01	<5	<5	5.2	<1
E5541383	6.43	117	0.6	<10	<5	154	<10	<10	<5	<0.01	<5	<5	6.5	<1
E5541384	6.16	100	0.7	<10	<5	143	<10	<10	<5	<0.01	<5	<5	7.2	<1
E5541385	4.69	27	0.8	<10	<5	204	<10	<10	<5	<0.01	<5	<5	5.3	<1
E5541386	5.41	25	0.6	<10	<5	182	<10	<10	<5	<0.01	<5	<5	6.5	<1
E5541387	5.64	25	0.5	<10	<5	186	<10	<10	<5	<0.01	<5	<5	4.9	<1
E5541388	0.009	2	2.6	<10	<5	42.8	<10	<10	<5	0.12	<5	<5	41.7	3
E5541389	4.52	28	0.5	<10	<5	155	<10	<10	<5	<0.01	<5	<5	5.7	<1
E5541390	4.58	26	0.5	<10	<5	162	<10	<10	<5	<0.01	<5	<5	5.5	<1
E5541391	3.51	14	0.6	<10	<5	254	<10	<10	<5	<0.01	<5	<5	5.2	<1
E5541392	3.60	17	0.7	<10	<5	271	<10	<10	<5	<0.01	<5	<5	5.8	<1
E5541393	4.37	24	<0.5	<10	<5	190	<10	<10	<5	<0.01	<5	<5	4.1	<1
E5541394	4.19	22	<0.5	<10	<5	181	<10	<10	<5	<0.01	<5	<5	4.5	<1

Certified By:

Results relate only to the items tested and to all the items tested

AGAT Laboratories

5623 McADAM ROAD
MISSISSAUGA, ONTARIO
CANADA L4Z 1N9
TEL (905)501-9998
FAX (905)501-0589
http://www.agatlabs.com

Certificate of Analysis

AGAT WORK ORDER: 12Y621317

PROJECT NO: THORN 2012 Batch # 4

CLIENT NAME: BRIXTON METALS CORPORATION

ATTENTION TO: GARY THOMPSON

Aqua Regia Digest - Metals Package, ICP-OES finish (201073)

DATE SAMPLED: Jul 18, 2012 | DATE RECEIVED: Jul 12, 2012 | DATE REPORTED: Aug 22, 2012 | SAMPLE TYPE: Drill Core

Analyte:	S	Sb	Sc	Se	Sn	Sr	Ta	Te	Th	Ti	Tl	U	V	W
Unit:	%	ppm	ppm	ppm	ppm	ppm	ppm	ppm	ppm	%	ppm	ppm	ppm	ppm
Sample Description RDL:	0.005	1	0.5	10	5	0.5	10	10	5	0.01	5	5	0.5	1
E5541395	4.18	20	0.6	<10	<5	196	<10	<10	<5	<0.01	<5	<5	4.7	<1
E5541396	4.20	19	0.6	<10	<5	199	<10	<10	<5	<0.01	<5	<5	3.7	<1
E5541397	5.01	24	<0.5	<10	<5	167	<10	<10	<5	<0.01	<5	<5	5.6	<1
E5541398	5.15	23	<0.5	<10	<5	168	<10	<10	<5	<0.01	<5	5	5.7	<1
E5541399	4.94	22	<0.5	<10	<5	169	<10	<10	<5	<0.01	<5	5	5.4	<1
E5541400	4.97	22	<0.5	<10	<5	165	<10	<10	<5	<0.01	<5	<5	5.7	<1
E5541401	15.9	252	<0.5	251	73	26.3	<10	11	<5	<0.01	25	17	17.9	440

Certified By:

Results relate only to the items tested and to all the items tested

AGAT Laboratories
5623 McADAM ROAD
MISSISSAUGA, ONTARIO
CANADA L4Z 1N9
TEL (905)501-9998
FAX (905)501-0589
http://www.agatlabs.com

Certificate of Analysis

AGAT WORK ORDER: 12Y621317

PROJECT NO: THORN 2012 Batch # 4

CLIENT NAME: BRIXTON METALS CORPORATION

ATTENTION TO: GARY THOMPSON

Aqua Regia Digest - Metals Package, ICP-OES finish (201073)

DATE SAMPLED: Jul 18, 2012 | DATE RECEIVED: Jul 12, 2012 | DATE REPORTED: Aug 22, 2012 | SAMPLE TYPE: Drill Core

Analyte:	Y	Zn	Zr	Ag-Grav	Pb-Fusion	Sb-OL	Zn Fusion	Cu-OL
Unit:	ppm	ppm	ppm	g/t	%	%	%	%
Sample Description RDL:	1	0.5	5	5	0.005		0.005	0.002
E5541235	2	6810	<5	341	2.41			
E5541236	2	7950	<5	733	8.53	2.54		
E5541237	1	9940	<5	481	4.47	1.71		
E5541238	1	>10000	<5	473	5.92	2.15	1.94	
E5541239	2	5150	<5	282	2.87	1.11		
E5541240	3	2170	<5	119				
E5541241	2	>10000	<5	1868	15.5	1.60	4.56	
E5541242	4	6590	<5	222				
E5541243	12	64.8	19					
E5541244	6	>10000	<5	786	4.65		4.03	
E5541245	4	>10000	6	648	2.63		1.63	
E5541246	5	1990	<5					
E5541247	4	>10000	<5	339	3.32	1.04	2.47	
E5541248	5	>10000	<5	277	2.58		1.21	
E5541249	6	1030	<5					
E5541250	4	>10000	<5	166	1.47		8.43	1.20
E5541251	7	7680	<5					
E5541252	5	5670	<5					
E5541253	5	3560	<5					
E5541254	5	2560	<5					
E5541255	5	2730	<5					
E5541256	9	46.5	<5					
E5541257	6	989	<5					
E5541258	5	4820	<5					
E5541259	4	>10000	<5	170	1.49		2.27	
E5541260	5	>10000	5	158	1.19		1.29	
E5541261	5	>10000	<5	291	2.05		1.55	
E5541262	6	5550	<5					
E5541263	6	>10000	<5	184			1.62	
E5541264	4	>10000	<5	163	1.47		8.81	1.20
E5541265	NSS	NSS	NSS					
E5541266	6	1250	<5					

Certified By:

Results relate only to the items tested and to all the items tested

AGAT Laboratories

5623 McADAM ROAD
MISSISSAUGA, ONTARIO
CANADA L4Z 1N9
TEL (905)501-9998
FAX (905)501-0589
http://www.agatlabs.com

Certificate of Analysis

AGAT WORK ORDER: 12Y621317

PROJECT NO: THORN 2012 Batch # 4

CLIENT NAME: BRIXTON METALS CORPORATION

ATTENTION TO: GARY THOMPSON

Aqua Regia Digest - Metals Package, ICP-OES finish (201073)

DATE SAMPLED: Jul 18, 2012 | DATE RECEIVED: Jul 12, 2012 | DATE REPORTED: Aug 22, 2012 | SAMPLE TYPE: Drill Core

Analyte:	Y	Zn	Zr	Ag-Grav	Pb-Fusion	Sb-OL	Zn Fusion	Cu-OL
Unit:	ppm	ppm	ppm	g/t	%	%	%	%
Sample Description RDL:	1	0.5	5	5	0.005		0.005	0.002
E5541267	7	454	<5					
E5541268	5	3520	<5					
E5541269	6	>10000	<5	141			2.08	
E5541270	11	77.8	16					
E5541271	6	>10000	<5	186	1.14		1.86	
E5541272	5	>10000	<5	251	1.85		2.22	
E5541273	6	>10000	5	179	1.27		2.43	
E5541274	4	>10000	<5	154			1.75	
E5541275	4	1970	<5					
E5541276	4	2110	<5					
E5541277	5	>10000	<5	278	2.12		6.95	
E5541278	4	>10000	<5	138			1.10	
E5541279	5	441	<5					
E5541280	5	>10000	5	154			2.80	
E5541281	6	>10000	8	351	3.13		5.69	
E5541282	5	9140	<5	132				
E5541283	5	9340	<5					
E5541284	6	4920	5					
E5541285	5	>10000	6	133			2.94	
E5541286	5	>10000	8	221	1.21		1.70	
E5541287	5	>10000	<5		3.17		5.68	
E5541288	5	>10000	6	204	1.42		3.62	
E5541289	6	>10000	6	147	1.13		2.41	
E5541290	6	7720	6					
E5541291	5	>10000	<5	142	1.20		2.21	
E5541292	5	>10000	<5	144	1.73		3.44	
E5541293	5	>10000	<5				2.02	
E5541294	6	>10000	9	422	6.67		9.76	
E5541295	5	>10000	8				2.18	
E5541296	6	>10000	6	453	2.81		6.73	
E5541297	4	>10000	<5				1.71	
E5541298	5	>10000	5	173			1.31	

Certified By:

Results relate only to the items tested and to all the items tested

AGAT Laboratories

5623 McADAM ROAD
MISSISSAUGA, ONTARIO
CANADA L4Z 1N9
TEL (905)501-9998
FAX (905)501-0589
http://www.agatlabs.com

Certificate of Analysis

AGAT WORK ORDER: 12Y621317

PROJECT NO: THORN 2012 Batch # 4

CLIENT NAME: BRIXTON METALS CORPORATION

ATTENTION TO: GARY THOMPSON

Aqua Regia Digest - Metals Package, ICP-OES finish (201073)

DATE SAMPLED: Jul 18, 2012 | DATE RECEIVED: Jul 12, 2012 | DATE REPORTED: Aug 22, 2012 | SAMPLE TYPE: Drill Core

Analyte:	Y	Zn	Zr	Ag-Grav	Pb-Fusion	Sb-OL	Zn Fusion	Cu-OL
Unit:	ppm	ppm	ppm	g/t	%	%	%	%
Sample Description RDL:	1	0.5	5	5	0.005		0.005	0.002
E5541299	5	>10000	5	107			2.64	
E5541300	6	4730	<5					
E5541301	5	6680	<5					
E5541302	4	9430	5					
E5541303	5	7060	6					
E5541304	5	4100	6					
E5541305	5	>10000	6	100			1.62	
E5541306	6	>10000	6	128	3.44		3.07	
E5541307	6	>10000	5		1.09		1.47	
E5541308	<1	436	<5					
E5541309	5	4910	5					
E5541310	4	>10000	<5	162	1.43		9.09	1.25
E5541311	6	2430	<5					
E5541312	5	3410	6					
E5541313	5	2900	<5					
E5541314	4	5400	<5					
E5541315	4	5310	<5					
E5541316	5	5620	<5					
E5541317	4	7170	<5					
E5541318	6	3910	<5					
E5541319	6	3210	<5					
E5541320	6	2980	<5					
E5541321	11	44.0	16					
E5541322	5	4590	5					
E5541323	5	2860	5					
E5541324	6	4150	5					
E5541325	5	2420	<5					
E5541326	5	1680	<5					
E5541327	5	2650	<5					
E5541328	5	4030	<5					
E5541329	11	53.6	12					
E5541330	6	2340	6					

Certified By:

Results relate only to the items tested and to all the items tested

AGAT Laboratories
5623 McADAM ROAD
MISSISSAUGA, ONTARIO
CANADA L4Z 1N9
TEL (905)501-9998
FAX (905)501-0589
http://www.agatlabs.com

Certificate of Analysis

AGAT WORK ORDER: 12Y621317

PROJECT NO: THORN 2012 Batch # 4

CLIENT NAME: BRIXTON METALS CORPORATION

ATTENTION TO: GARY THOMPSON

Aqua Regia Digest - Metals Package, ICP-OES finish (201073)

DATE SAMPLED: Jul 18, 2012 | DATE RECEIVED: Jul 12, 2012 | DATE REPORTED: Aug 22, 2012 | SAMPLE TYPE: Drill Core

Analyte:	Y	Zn	Zr	Ag-Grav	Pb-Fusion	Sb-OL	Zn Fusion	Cu-OL
Unit:	ppm	ppm	ppm	g/t	%	%	%	%
Sample Description RDL:	1	0.5	5	5	0.005		0.005	0.002
E5541331	6	5110	6					
E5541332	6	3780	6					
E5541333	7	821	<5					
E5541334	8	277	<5					
E5541335	7	119	5					
E5541336	5	2860	<5					
E5541337	8	33.7	18					
E5541338	6	>10000	5	248	1.68		5.91	
E5541339	5	>10000	5	222	1.03		4.62	
E5541340	5	7250	<5					
E5541341	5	2680	<5					
E5541342	5	2750	5					
E5541343	5	1330	6					
E5541344	5	1370	6					
E5541345	6	1410	5					
E5541346	5	1340	5					
E5541347	6	1340	5					
E5541348	6	1310	5					
E5541349	7	48.6	5					
E5541350	4	>10000	<5	164	1.36		8.14	1.29
E5541351	8	61.6	6					
E5541352	8	41.3	6					
E5541353	8	40.1	5					
E5541354	5	1890	6					
E5541355	7	1440	7					
E5541356	5	1850	6					
E5541357	5	1410	7					
E5541358	10	31.6	21					
E5541359	6	1540	8					
E5541360	5	3580	7					
E5541361	5	2260	6					
E5541362	6	2430	6					

Certified By:

Results relate only to the items tested and to all the items tested

AGAT Laboratories

5623 McADAM ROAD
MISSISSAUGA, ONTARIO
CANADA L4Z 1N9
TEL (905)501-9998
FAX (905)501-0589
http://www.agatlabs.com

Certificate of Analysis

AGAT WORK ORDER: 12Y621317

PROJECT NO: THORN 2012 Batch # 4

CLIENT NAME: BRIXTON METALS CORPORATION

ATTENTION TO: GARY THOMPSON

Aqua Regia Digest - Metals Package, ICP-OES finish (201073)

DATE SAMPLED: Jul 18, 2012 | DATE RECEIVED: Jul 12, 2012 | DATE REPORTED: Aug 22, 2012 | SAMPLE TYPE: Drill Core

Analyte:	Y	Zn	Zr	Ag-Grav	Pb-Fusion	Sb-OL	Zn Fusion	Cu-OL
Unit:	ppm	ppm	ppm	g/t	%	%	%	%
Sample Description RDL:	1	0.5	5	5	0.005		0.005	0.002
E5541363	6	1060	6					
E5541364	6	1110	7					
E5541365	6	612	5					
E5541366	6	608	5					
E5541367	6	511	6					
E5541368	6	523	5					
E5541369	8	365	7					
E5541370	10	30.7	20					
E5541371	8	365	6					
E5541372	10	117	5					
E5541373	9	114	5					
E5541374	5	600	7					
E5541375	5	595	7					
E5541376	7	1490	7					
E5541377	5	>10000	7	175	1.46		9.50	1.29
E5541378	6	1510	6					
E5541379	6	441	7					
E5541380	5	427	7					
E5541381	6	>10000	9				1.51	
E5541382	6	>10000	9				1.56	
E5541383	6	>10000	9				1.03	
E5541384	6	10000	8				1.12	
E5541385	7	744	6					
E5541386	7	978	7					
E5541387	7	1010	8					
E5541388	9	26.9	17					
E5541389	5	1120	7					
E5541390	6	1140	7					
E5541391	5	1510	7					
E5541392	5	1590	7					
E5541393	5	1690	7					
E5541394	5	1600	6					

Certified By:

Results relate only to the items tested and to all the items tested

AGAT Laboratories

5623 McADAM ROAD
MISSISSAUGA, ONTARIO
CANADA L4Z 1N9
TEL (905)501-9998
FAX (905)501-0589
http://www.agatlabs.com

Certificate of Analysis

AGAT WORK ORDER: 12Y621317

PROJECT NO: THORN 2012 Batch # 4

CLIENT NAME: BRIXTON METALS CORPORATION

ATTENTION TO: GARY THOMPSON

Aqua Regia Digest - Metals Package, ICP-OES finish (201073)

DATE SAMPLED: Jul 18, 2012 | DATE RECEIVED: Jul 12, 2012 | DATE REPORTED: Aug 22, 2012 | SAMPLE TYPE: Drill Core

Analyte:	Y	Zn	Zr	Ag-Grav	Pb-Fusion	Sb-OL	Zn Fusion	Cu-OL
Unit:	ppm	ppm	ppm	g/t	%	%	%	%
Sample Description RDL:	1	0.5	5	5	0.005		0.005	0.002
E5541395	5	1270	7					
E5541396	5	1280	7					
E5541397	5	1790	7					
E5541398	5	1880	7					
E5541399	5	1650	7					
E5541400	5	1650	7					
E5541401	4	>10000	7	165	1.49		9.17	1.28

Comments: RDL - Reported Detection Limit

Certified By:

Results relate only to the items tested and to all the items tested

AGAT Laboratories

5623 McADAM ROAD
MISSISSAUGA, ONTARIO
CANADA L4Z 1N9
TEL (905)501-9998
FAX (905)501-0589
http://www.agatlabs.com

Certificate of Analysis

AGAT WORK ORDER: 12Y621317

PROJECT NO: THORN 2012 Batch # 4

CLIENT NAME: BRIXTON METALS CORPORATION

ATTENTION TO: GARY THOMPSON

Fire Assay - Trace Au, ICP-OES finish (202052)

DATE SAMPLED: Jul 18, 2012 | DATE RECEIVED: Jul 12, 2012 | DATE REPORTED: Aug 22, 2012 | SAMPLE TYPE: Drill Core

Analyte:	Sample Login Weight	Au
Unit:	kg	ppm
Sample Description RDL:	0.01	0.001
E5541235	1.61	1.21
E5541236	2.02	2.99
E5541237	1.75	1.15
E5541238	1.93	0.951
E5541239	1.55	0.738
E5541240	2.13	0.429
E5541241	1.94	3.07
E5541242	1.20	0.964
E5541243	0.44	0.004
E5541244	2.21	2.04
E5541245	1.90	1.57
E5541246	2.50	0.797
E5541247	2.00	2.76
E5541248	2.62	3.63
E5541249	2.22	0.677
E5541250	0.15	2.19
E5541251	2.18	0.875
E5541252	2.26	0.744
E5541253	2.26	0.837
E5541254	2.20	0.453
E5541255	Duplicate	0.466
E5541256	2.27	0.055
E5541257	2.10	0.087
E5541258	2.63	0.850
E5541259	2.34	1.77
E5541260	1.74	1.53
E5541261	2.57	2.06
E5541262	2.11	0.625
E5541263	2.38	1.08
E5541264	0.15	2.28
E5541265	Duplicate	2.17

Certified By:

Results relate only to the items tested and to all the items tested

AGAT Laboratories
5623 McADAM ROAD
MISSISSAUGA, ONTARIO
CANADA L4Z 1N9
TEL (905)501-9998
FAX (905)501-0589
http://www.agatlabs.com

Certificate of Analysis

AGAT WORK ORDER: 12Y621317

PROJECT NO: THORN 2012 Batch # 4

CLIENT NAME: BRIXTON METALS CORPORATION

ATTENTION TO: GARY THOMPSON

Fire Assay - Trace Au, ICP-OES finish (202052)

DATE SAMPLED: Jul 18, 2012 | DATE RECEIVED: Jul 12, 2012 | DATE REPORTED: Aug 22, 2012 | SAMPLE TYPE: Drill Core

Analyte:	Sample Login Weight	Au
Unit:	kg	ppm
Sample Description RDL:	0.01	0.001
E5541266	2.58	0.264
E5541267	1.96	0.259
E5541268	2.06	0.178
E5541269	2.22	1.32
E5541270	0.48	0.004
E5541271	2.32	2.86
E5541272	2.35	4.49
E5541273	2.55	2.29
E5541274	2.43	1.95
E5541275	2.16	0.802
E5541276	Duplicate	0.830
E5541277	2.30	1.35
E5541278	2.38	0.777
E5541279	2.08	0.195
E5541280	2.56	0.879
E5541281	2.42	1.72
E5541282	1.94	1.41
E5541283	2.32	0.646
E5541284	1.66	0.393
E5541285	2.45	0.760
E5541286	2.43	0.716
E5541287	2.30	1.12
E5541288	2.50	1.48
E5541289	2.30	0.989
E5541290	2.21	0.571
E5541291	1.95	0.972
E5541292	1.44	1.01
E5541293	1.76	0.989
E5541294	2.24	1.17
E5541295	2.06	1.45
E5541296	1.92	1.15

Certified By:



Results relate only to the items tested and to all the items tested

AGAT Laboratories
5623 McADAM ROAD
MISSISSAUGA, ONTARIO
CANADA L4Z 1N9
TEL (905)501-9998
FAX (905)501-0589
http://www.agatlabs.com

Certificate of Analysis

AGAT WORK ORDER: 12Y621317

PROJECT NO: THORN 2012 Batch # 4

CLIENT NAME: BRIXTON METALS CORPORATION

ATTENTION TO: GARY THOMPSON

Fire Assay - Trace Au, ICP-OES finish (202052)

DATE SAMPLED: Jul 18, 2012 | DATE RECEIVED: Jul 12, 2012 | DATE REPORTED: Aug 22, 2012 | SAMPLE TYPE: Drill Core

Analyte:	Sample Login Weight	Au
Unit:	kg	ppm
Sample Description RDL:	0.01	0.001
E5541297	1.91	1.04
E5541298	2.45	0.972
E5541299	2.17	0.649
E5541300	2.14	0.441
E5541301	2.43	0.447
E5541302	2.35	0.378
E5541303	2.50	0.378
E5541304	1.15	0.442
E5541305	2.44	1.52
E5541306	2.43	1.52
E5541307	2.39	0.809
E5541308	2.05	0.514
E5541309	2.32	0.315
E5541310	0.15	2.07
E5541311	2.31	0.199
E5541312	2.31	0.264
E5541313	2.11	0.357
E5541314	1.89	0.779
E5541315	2.11	0.606
E5541316	Duplicate	0.589
E5541317	2.21	0.505
E5541318	2.32	0.358
E5541319	2.35	0.248
E5541320	2.33	0.281
E5541321	0.51	0.003
E5541322	2.16	0.378
E5541323	2.19	0.347
E5541324	1.96	1.36
E5541325	2.15	0.923
E5541326	2.35	1.09
E5541327	2.36	0.828

Certified By:

Results relate only to the items tested and to all the items tested

AGAT Laboratories
5623 McADAM ROAD
MISSISSAUGA, ONTARIO
CANADA L4Z 1N9
TEL (905)501-9998
FAX (905)501-0589
http://www.agatlabs.com

Certificate of Analysis

AGAT WORK ORDER: 12Y621317

PROJECT NO: THORN 2012 Batch # 4

CLIENT NAME: BRIXTON METALS CORPORATION

ATTENTION TO: GARY THOMPSON

Fire Assay - Trace Au, ICP-OES finish (202052)

DATE SAMPLED: Jul 18, 2012 | DATE RECEIVED: Jul 12, 2012 | DATE REPORTED: Aug 22, 2012 | SAMPLE TYPE: Drill Core

Analyte:	Sample Login Weight	Au
Unit:	kg	ppm
Sample Description RDL:	0.01	0.001
E5541328	2.07	0.234
E5541329	0.37	0.003
E5541330	2.19	0.305
E5541331	2.24	0.159
E5541332	2.20	0.115
E5541333	2.24	0.025
E5541334	2.20	0.012
E5541335	1.89	0.013
E5541336	2.35	0.176
E5541337	0.39	<0.001
E5541338	1.89	4.57
E5541339	1.46	2.21
E5541340	2.60	0.747
E5541341	2.60	0.068
E5541342	2.12	0.069
E5541343	Duplicate	0.031
E5541344	2.12	0.034
E5541345	2.06	0.041
E5541346	2.23	0.039
E5541347	2.05	0.056
E5541348	2.40	0.058
E5541349	2.04	0.017
E5541350	0.15	1.83
E5541351	2.34	0.002
E5541352	1.86	0.003
E5541353	2.59	0.003
E5541354	2.39	0.148
E5541355	2.51	0.179
E5541356	2.38	0.153
E5541357	2.34	0.061
E5541358	0.49	<0.001

Certified By:

Results relate only to the items tested and to all the items tested

AGAT Laboratories
5623 McADAM ROAD
MISSISSAUGA, ONTARIO
CANADA L4Z 1N9
TEL (905)501-9998
FAX (905)501-0589
http://www.agatlabs.com

Certificate of Analysis

AGAT WORK ORDER: 12Y621317

PROJECT NO: THORN 2012 Batch # 4

CLIENT NAME: BRIXTON METALS CORPORATION

ATTENTION TO: GARY THOMPSON

Fire Assay - Trace Au, ICP-OES finish (202052)

DATE SAMPLED: Jul 18, 2012 | DATE RECEIVED: Jul 12, 2012 | DATE REPORTED: Aug 22, 2012 | SAMPLE TYPE: Drill Core

Analyte:	Sample Login Weight	Au
Unit:	kg	ppm
Sample Description RDL:	0.01	0.001
E5541359	2.32	0.063
E5541360	2.30	0.076
E5541361	2.37	0.118
E5541362	2.39	0.122
E5541363	2.19	0.074
E5541364	2.07	0.086
E5541365	Duplicate	0.063
E5541366	2.86	0.061
E5541367	1.86	0.069
E5541368	1.96	0.066
E5541369	2.20	0.038
E5541370	0.44	0.018
E5541371	2.19	0.037
E5541372	2.29	0.001
E5541373	2.30	0.001
E5541374	2.10	0.055
E5541375	2.11	0.053
E5541376	1.77	0.245
E5541377	0.15	2.08
E5541378	2.62	0.245
E5541379	2.07	0.235
E5541380	2.16	0.226
E5541381	2.30	0.793
E5541382	2.40	0.791
E5541383	2.46	0.504
E5541384	2.16	0.501
E5541385	2.33	0.180
E5541386	2.64	0.154
E5541387	1.84	0.146
E5541388	0.49	<0.001
E5541389	2.33	0.200

Certified By:

Results relate only to the items tested and to all the items tested

AGAT Laboratories
5623 McADAM ROAD
MISSISSAUGA, ONTARIO
CANADA L4Z 1N9
TEL (905)501-9998
FAX (905)501-0589
http://www.agatlabs.com

Certificate of Analysis

AGAT WORK ORDER: 12Y621317

PROJECT NO: THORN 2012 Batch # 4

CLIENT NAME: BRIXTON METALS CORPORATION

ATTENTION TO: GARY THOMPSON

Fire Assay - Trace Au, ICP-OES finish (202052)

DATE SAMPLED: Jul 18, 2012 | DATE RECEIVED: Jul 12, 2012 | DATE REPORTED: Aug 22, 2012 | SAMPLE TYPE: Drill Core

Analyte:	Sample Login Weight	Au
Unit:	kg	ppm
Sample Description RDL:	0.01	0.001
E5541390	2.30	0.201
E5541391	2.22	0.082
E5541392	2.31	0.077
E5541393	2.31	0.130
E5541394	2.27	0.117
E5541395	2.43	0.080
E5541396	Duplicate	0.081
E5541397	2.50	0.071
E5541398	2.05	0.064
E5541399	2.07	0.060
E5541400	1.64	0.060
E5541401	0.15	2.15

Comments: RDL - Reported Detection Limit

Certified By:

Results relate only to the items tested and to all the items tested

AGAT Laboratories

5623 McADAM ROAD
MISSISSAUGA, ONTARIO
CANADA L4Z 1N9
TEL (905)501-9998
FAX (905)501-0589
http://www.agatlabs.com

Quality Assurance

CLIENT NAME: BRIXTON METALS CORPORATION

AGAT WORK ORDER: 12Y621317

PROJECT NO: THORN 2012 Batch # 4

ATTENTION TO: GARY THOMPSON

Solid Analysis

RPT Date: Aug 22, 2012		REPLICATE				Method Blank	REFERENCE MATERIAL				
PARAMETER	Batch	Sample Id	Original	Rep #1	RPD		Result Value	Expect Value	Recovery	Acceptable Limits	
										Lower	Upper
Fire Assay - Trace Au, ICP-OES finish (202052)											
Au	1	3526721	1.21	1.22	0.8%	< 0.001	0.272	0.263	104%	90%	110%
Aqua Regia Digest - Metals Package, ICP-OES finish (201073)											
Ag	1	3526721	>100	>100		< 0.2	13.3	13.0	102%	80%	120%
Al	1	3526721	0.348	0.324	7.1%	< 0.01				80%	120%
As	1	3526721	2460	2340	5.0%	< 1				80%	120%
B	1	3526721	< 5	< 5	0.0%	< 5	7.76	7.00	111%	80%	120%
Ba	1	3526721	8	7	13.3%	< 1				80%	120%
Be	1	3526721	< 0.5	< 0.5	0.0%	< 0.5				80%	120%
Bi	1	3526721	13	13	0.0%	< 1				80%	120%
Ca	1	3526721	< 0.01	< 0.01	0.0%	< 0.01				80%	120%
Cd	1	3526721	70.7	67.3	4.9%	< 0.5				80%	120%
Ce	1	3526721	5	5	0.0%	< 1				80%	120%
Co	1	3526721	5.65	5.30	6.4%	< 0.5				80%	120%
Cr	1	3526721	30.6	26.4	14.7%	< 0.5				80%	120%
Cu	1	3526721	1410	1340	5.1%	< 0.5	3880	3800	102%	80%	120%
Fe	1	3526721	6.34	6.01	5.3%	< 0.01				80%	120%
Ga	1	3526721	4	5	22.2%	< 5				80%	120%
Hg	1	3526721	< 1	< 1	0.0%	< 1	1.5	1.3	118%	80%	120%
In	1	3526846	< 1	< 1	0.0%	< 1				80%	120%
K	1	3526721	0.271	0.254	6.5%	< 0.01				80%	120%
La	1	3526721	12	11	8.7%	< 1				80%	120%
Li	1	3526721	< 1	< 1	0.0%	< 1				80%	120%
Mg	1	3526721	0.01	0.01	0.0%	< 0.01				80%	120%
Mn	1	3526721	22	20	9.5%	< 1				80%	120%
Mo	1	3526846	5.90	5.74	2.7%	< 0.5	327	280	117%	80%	120%
Na	1	3526721	< 0.01	< 0.01	0.0%	< 0.01				80%	120%
Ni	1	3526846	6.4	6.7	4.6%	< 0.5				80%	120%
P	1	3526721	46	51	10.3%	< 10	509	600	85%	80%	120%
Pb	1	3526721	>10000	>10000	0.0%	< 0.5				80%	120%
Rb	1	3526721	19	18	5.4%	< 10	11	13	87%	80%	120%
S	1	3526721	7.81	7.37	5.8%	< 0.005				80%	120%
Sb	1	3526721	5740	5440	5.4%	< 1				80%	120%
Sc	1	3526721	< 0.5	< 0.5	0.0%	< 0.5				80%	120%
Se	1	3526721	< 10	< 10	0.0%	< 10				80%	120%
Sn	1	3526721	< 5	< 5	0.0%	< 5				80%	120%
Sr	1	3526721	27.0	26.0	3.8%	< 0.5				80%	120%
Ta	1	3526721	< 10	< 10	0.0%	< 10				80%	120%
Te	1	3526721	9	11	20.0%	< 10				80%	120%
Th	1	3526721	< 5	< 5	0.0%	< 5				80%	120%
Ti	1	3526721	< 0.01	< 0.01	0.0%	< 0.01				80%	120%
Tl	1	3526721	7	6	15.4%	< 5				80%	120%
U	1	3526721	< 5	< 5	0.0%	< 5				80%	120%
V	1	3526721	7.36	6.67	9.8%	< 0.5				80%	120%

Results relate only to the items tested and to all the items tested

AGAT Laboratories
5623 McADAM ROAD
MISSISSAUGA, ONTARIO
CANADA L4Z 1N9
TEL (905)501-9998
FAX (905)501-0589
http://www.agatlabs.com

Quality Assurance

CLIENT NAME: BRIXTON METALS CORPORATION
AGAT WORK ORDER: 12Y621317
PROJECT NO: THORN 2012 Batch # 4
ATTENTION TO: GARY THOMPSON

Solid Analysis (Continued)

RPT Date: Aug 22, 2012		REPLICATE				Method Blank	REFERENCE MATERIAL				
PARAMETER	Batch	Sample Id	Original	Rep #1	RPD		Result Value	Expect Value	Recovery	Acceptable Limits Lower	Acceptable Limits Upper
W	1	3526846	< 1	< 1	0.0%	< 1				80%	120%
Y	1	3526721	2	2	0.0%	< 1				80%	120%
Zn	1	3526721	6810	6480	5.0%	< 0.5				80%	120%
Zr	1	3526721	< 5	< 5	0.0%	< 5				80%	120%
Aqua Regia Digest - Metals Package, ICP-OES finish (201073)											
Ag	1	3526746	>100	>100	0.0%	< 0.2				80%	120%
Al	1	3526746	0.37	0.35	5.6%	< 0.01				80%	120%
As	1	3526746	2160	2170	0.5%	< 1				80%	120%
B	1	3526746	< 5	< 5	0.0%	< 5				80%	120%
Ba	1	3526746	37	39	5.3%	< 1				80%	120%
Be	1	3526746	< 0.5	< 0.5	0.0%	< 0.5				80%	120%
Bi	1	3526746	12	12	0.0%	< 1				80%	120%
Ca	1	3526746	0.408	0.405	0.7%	< 0.01				80%	120%
Cd	1	3526746	35.5	35.9	1.1%	< 0.5				80%	120%
Ce	1	3526746	12	12	0.0%	< 1				80%	120%
Co	1	3526746	6.7	6.8	1.5%	< 0.5				80%	120%
Cr	1	3526746	30.3	31.7	4.5%	< 0.5				80%	120%
Cu	1	3526746	260	266	2.3%	< 0.5	3823	3800	100%	80%	120%
Fe	1	3526746	5.77	5.71	1.0%	< 0.01				80%	120%
Ga	1	3526746	< 5	< 5	0.0%	< 5				80%	120%
Hg	1	3526746	< 1	< 1	0.0%	< 1	1.5	1.3	117%	80%	120%
In	1	3526871	< 1	< 1	0.0%	< 1				80%	120%
K	1	3526746	0.25	0.24	4.1%	< 0.01				80%	120%
La	1	3526746	13	14	7.4%	< 1				80%	120%
Li	1	3526746	< 1	< 1	0.0%	< 1				80%	120%
Mg	1	3526746	0.02	0.02	0.0%	< 0.01				80%	120%
Mn	1	3526746	170	172	1.2%	< 1				80%	120%
Mo	1	3526746	1.6	1.7	6.1%	< 0.5				80%	120%
Na	1	3526746	0.01	0.01	0.0%	< 0.01				80%	120%
Ni	1	3526746	2.70	2.61	3.4%	< 0.5				80%	120%
P	1	3526746	766	793	3.5%	< 10	587	600	98%	80%	120%
Pb	1	3526746	11300	11300	0.0%	0.6				80%	120%
Rb	1	3526746	19	19	0.0%	< 10	13	13	98%	80%	120%
S	1	3526746	7.65	7.55	1.3%	< 0.005				80%	120%
Sb	1	3526746	1180	1190	0.8%	< 1				80%	120%
Sc	1	3526746	< 0.5	< 0.5	0.0%	< 0.5				80%	120%
Se	1	3526746	< 10	< 10	0.0%	< 10				80%	120%
Sn	1	3526746	< 5	< 5	0.0%	< 5				80%	120%
Sr	1	3526746	84.5	85.3	0.9%	< 0.5				80%	120%
Ta	1	3526746	< 10	< 10	0.0%	< 10				80%	120%
Te	1	3526746	31	33	6.3%	< 10				80%	120%
Th	1	3526746	< 5	< 5	0.0%	< 5				80%	120%
Ti	1	3526746	< 0.01	< 0.01	0.0%	< 0.01				80%	120%
Tl	1	3526746	10	10	0.0%	< 5				80%	120%

Results relate only to the items tested and to all the items tested

AGAT Laboratories
5623 McADAM ROAD
MISSISSAUGA, ONTARIO
CANADA L4Z 1N9
TEL (905)501-9998
FAX (905)501-0589
http://www.agatlabs.com

Quality Assurance

CLIENT NAME: BRIXTON METALS CORPORATION
AGAT WORK ORDER: 12Y621317
PROJECT NO: THORN 2012 Batch # 4
ATTENTION TO: GARY THOMPSON

Solid Analysis (Continued)

RPT Date: Aug 22, 2012		REPLICATE				Method Blank	REFERENCE MATERIAL				
PARAMETER	Batch	Sample Id	Original	Rep #1	RPD		Result Value	Expect Value	Recovery	Acceptable Limits Lower	Acceptable Limits Upper
U	1	3526746	< 5	< 5	0.0%	< 5				80%	120%
V	1	3526746	7.77	7.63	1.8%	< 0.5				80%	120%
W	1	3526746	15	16	6.5%	< 1				80%	120%
Y	1	3526746	5	5	0.0%	< 1				80%	120%
Zn	1	3526746	>10000	>10000	0.0%	0.7				80%	120%
Zr	1	3526746	5	5	0.0%	< 5				80%	120%
Aqua Regia Digest - Metals Package, ICP-OES finish (201073)											
Ag	1	3526771	>100	>100	0.0%	< 0.2				80%	120%
Al	1	3526771	0.43	0.41	4.8%	< 0.01				80%	120%
As	1	3526771	3390	3420	0.9%	< 1				80%	120%
B	1	3526771	< 5	< 5	0.0%	< 5				80%	120%
Ba	1	3526771	52	59	12.6%	< 1				80%	120%
Be	1	3526771	0.5	0.5	0.0%	< 0.5				80%	120%
Bi	1	3526771	5	7		< 1				80%	120%
Ca	1	3526771	1.21	1.20	0.8%	< 0.01				80%	120%
Cd	1	3526771	200	205	2.5%	< 0.5				80%	120%
Ce	1	3526771	11	11	0.0%	< 1				80%	120%
Co	1	3526771	4.63	4.53	2.2%	< 0.5				80%	120%
Cr	1	3526771	20.3	20.5	1.0%	< 0.5				80%	120%
Cu	1	3526771	257	264	2.7%	< 0.5	3908	3800	102%	80%	120%
Fe	1	3526771	4.23	4.17	1.4%	< 0.01				80%	120%
Ga	1	3526771	< 5	< 5	0.0%	< 5				80%	120%
Hg	1	3526771	< 1	< 1	0.0%	< 1	1.4	1.3	106%	80%	120%
In	1	3526771	< 1	< 1	0.0%	< 1				80%	120%
K	1	3526771	0.27	0.26	3.8%	< 0.01				80%	120%
La	1	3526771	10	11	9.5%	< 1				80%	120%
Li	1	3526771	< 1	< 1	0.0%	< 1				80%	120%
Mg	1	3526771	0.26	0.26	0.0%	< 0.01				80%	120%
Mn	1	3526771	413	412	0.2%	< 1				80%	120%
Mo	1	3526771	< 0.5	0.8		< 0.5				80%	120%
Na	1	3526771	< 0.01	< 0.01	0.0%	< 0.01				80%	120%
Ni	1	3526771	< 0.5	< 0.5	0.0%	< 0.5				80%	120%
P	1	3526771	721	754	4.5%	< 10	622	600	104%	80%	120%
Pb	1	3526771	7040	7230	2.7%	< 0.5				80%	120%
Rb	1	3526771	24	24	0.0%	< 10	13	13	103%	80%	120%
S	1	3526771	6.23	6.16	1.1%	< 0.005				80%	120%
Sb	1	3526771	498	512	2.8%	< 1				80%	120%
Sc	1	3526771	1.2	1.2	0.0%	< 0.5				80%	120%
Se	1	3526771	< 10	< 10	0.0%	< 10				80%	120%
Sn	1	3526771	< 5	< 5	0.0%	< 5				80%	120%
Sr	1	3526771	184	187	1.6%	< 0.5	324	390	83%	80%	120%
Ta	1	3526771	< 10	< 10	0.0%	< 10				80%	120%
Te	1	3526771	38	38	0.0%	< 10				80%	120%
Th	1	3526771	< 5	< 5	0.0%	< 5				80%	120%

Results relate only to the items tested and to all the items tested

AGAT Laboratories
5623 McADAM ROAD
MISSISSAUGA, ONTARIO
CANADA L4Z 1N9
TEL (905)501-9998
FAX (905)501-0589
http://www.agatlabs.com

Quality Assurance

CLIENT NAME: BRIXTON METALS CORPORATION
AGAT WORK ORDER: 12Y621317
PROJECT NO: THORN 2012 Batch # 4
ATTENTION TO: GARY THOMPSON

Solid Analysis (Continued)

RPT Date: Aug 22, 2012		REPLICATE				Method Blank	REFERENCE MATERIAL				
PARAMETER	Batch	Sample Id	Original	Rep #1	RPD		Result Value	Expect Value	Recovery	Acceptable Limits Lower	Acceptable Limits Upper
Ti	1	3526771	< 0.01	< 0.01	0.0%	< 0.01				80%	120%
Tl	1	3526771	9	10	10.5%	< 5				80%	120%
U	1	3526771	< 5	< 5	0.0%	< 5				80%	120%
V	1	3526771	8.13	8.82	8.1%	< 0.5				80%	120%
W	1	3526771	113	114	0.9%	< 1				80%	120%
Y	1	3526771	5	5	0.0%	< 1				80%	120%
Zn	1	3526771	>10000	>10000		< 0.5				80%	120%
Zr	1	3526771	6	6	0.0%	< 5				80%	120%
Aqua Regia Digest - Metals Package, ICP-OES finish (201073)											
Ag	1	3526796	>100	>100	0.0%	< 0.2				80%	120%
Al	1	3526796	0.359	0.367	2.2%	< 0.01				80%	120%
As	1	3526796	1010	1040	2.9%	< 1				80%	120%
B	1	3526796	14	19		< 5				80%	120%
Ba	1	3526796	16	20	22.2%	< 1				80%	120%
Be	1	3526796	< 0.5	< 0.5	0.0%	< 0.5				80%	120%
Bi	1	3526796	69	77	11.0%	< 1				80%	120%
Ca	1	3526796	1.57	1.57	0.0%	< 0.01				80%	120%
Cd	1	3526796	446	447	0.2%	< 0.5				80%	120%
Ce	1	3526796	< 1	< 1	0.0%	< 1				80%	120%
Co	1	3526796	26.7	27.6	3.3%	< 0.5				80%	120%
Cr	1	3526796	15.0	15.6	3.9%	< 0.5				80%	120%
Cu	1	3526796	>10000	>10000	0.0%	< 0.5	3738	3800	98%	80%	120%
Fe	1	3526796	15.2	15.2	0.0%	< 0.01				80%	120%
Ga	1	3526796	18	18	0.0%	< 5				80%	120%
Hg	1	3526796	15	15	0.0%	< 1	1.5	1.3	117%	80%	120%
In	1	3526796	3	5		< 1				80%	120%
K	1	3526796	0.081	0.086	6.0%	< 0.01				80%	120%
La	1	3526796	< 1	< 1	0.0%	< 1				80%	120%
Li	1	3526796	4	4	0.0%	< 1				80%	120%
Mg	1	3526796	0.74	0.74	0.0%	< 0.01				80%	120%
Mn	1	3526796	421	422	0.2%	< 1				80%	120%
Mo	1	3526796	37.3	35.2	5.8%	< 0.5				80%	120%
Na	1	3526796	< 0.01	< 0.01	0.0%	< 0.01				80%	120%
Ni	1	3526796	49.1	49.8	1.4%	< 0.5				80%	120%
P	1	3526796	441	450	2.0%	< 10	577	600	96%	80%	120%
Pb	1	3526796	>10000	>10000	0.0%	< 0.5				80%	120%
Rb	1	3526796	< 10	< 10	0.0%	< 10	14	13	109%	80%	120%
S	1	3526796	20.8	21.0	1.0%	< 0.005				80%	120%
Sb	1	3526796	201	219	8.6%	< 1				80%	120%
Sc	1	3526796	< 0.5	< 0.5	0.0%	< 0.5				80%	120%
Se	1	3526796	204	218	6.6%	< 10				80%	120%
Sn	1	3526796	64	64	0.0%	< 5				80%	120%
Sr	1	3526796	19.6	19.9	1.5%	< 0.5				80%	120%
Ta	1	3526796	< 10	< 10	0.0%	< 10				80%	120%

Results relate only to the items tested and to all the items tested

AGAT Laboratories
5623 McADAM ROAD
MISSISSAUGA, ONTARIO
CANADA L4Z 1N9
TEL (905)501-9998
FAX (905)501-0589
http://www.agatlabs.com

Quality Assurance

CLIENT NAME: BRIXTON METALS CORPORATION
AGAT WORK ORDER: 12Y621317
PROJECT NO: THORN 2012 Batch # 4
ATTENTION TO: GARY THOMPSON

Solid Analysis (Continued)

RPT Date: Aug 22, 2012		REPLICATE				Method Blank	REFERENCE MATERIAL				
PARAMETER	Batch	Sample Id	Original	Rep #1	RPD		Result Value	Expect Value	Recovery	Acceptable Limits Lower	Acceptable Limits Upper
Te	1	3526796	69	74	7.0%	< 10				80%	120%
Th	1	3526796	< 5	< 5	0.0%	< 5	1.4	1.4	103%	80%	120%
Ti	1	3526796	< 0.01	< 0.01	0.0%	< 0.01				80%	120%
Tl	1	3526796	35	38	8.2%	< 5				80%	120%
U	1	3526796	< 5	< 5	0.0%	< 5				80%	120%
V	1	3526796	28.1	29.0	3.2%	< 0.5				80%	120%
W	1	3526796	790	739	6.7%	< 1				80%	120%
Y	1	3526796	4	4	0.0%	< 1				80%	120%
Zn	1	3526796	>10000	>10000	0.0%	< 0.5				80%	120%
Zr	1	3526796	< 5	< 5	0.0%	< 5				80%	120%
Aqua Regia Digest - Metals Package, ICP-OES finish (201073)											
Ag	1	3526821	1.8	1.8	0.0%	< 0.2				80%	120%
Al	1	3526821	0.436	0.387	11.9%	< 0.01				80%	120%
As	1	3526821	79	79	0.0%	< 1				80%	120%
B	1	3526821	< 5	< 5	0.0%	< 5				80%	120%
Ba	1	3526821	105	100	4.9%	< 1				80%	120%
Be	1	3526821	0.6	0.6	0.0%	< 0.5				80%	120%
Bi	1	3526821	5	2		< 1				80%	120%
Ca	1	3526821	1.29	1.33	3.1%	< 0.01				80%	120%
Cd	1	3526821	1.25	1.24	0.8%	< 0.5				80%	120%
Ce	1	3526821	15	14	6.9%	< 1				80%	120%
Co	1	3526821	6.4	6.7	4.6%	< 0.5				80%	120%
Cr	1	3526821	1.92	2.01	4.6%	< 0.5				80%	120%
Cu	1	3526821	13.8	14.2	2.9%	< 0.5	3810	3800	100%	80%	120%
Fe	1	3526821	2.81	2.86	1.8%	< 0.01				80%	120%
Ga	1	3526821	< 5	< 5	0.0%	< 5				80%	120%
Hg	1	3526821	< 1	< 1	0.0%	< 1	1.5	1.3	116%	80%	120%
In	1	3526821	1	2		< 1				80%	120%
K	1	3526821	0.26	0.24	8.0%	< 0.01				80%	120%
La	1	3526821	11	10	9.5%	< 1				80%	120%
Li	1	3526821	1	1	0.0%	< 1				80%	120%
Mg	1	3526821	0.420	0.425	1.2%	< 0.01				80%	120%
Mn	1	3526821	2210	2310	4.4%	< 1				80%	120%
Mo	1	3526821	2.3	2.8	19.6%	< 0.5				80%	120%
Na	1	3526821	0.05	0.05	0.0%	< 0.01				80%	120%
Ni	1	3526821	2.12	2.30	8.1%	< 0.5				80%	120%
P	1	3526821	941	982	4.3%	< 10	595	600	99%	80%	120%
Pb	1	3526821	83.3	87.1	4.5%	< 0.5				80%	120%
Rb	1	3526821	25	23	8.3%	< 10	15	13	119%	80%	120%
S	1	3526821	3.42	3.44	0.6%	< 0.005				80%	120%
Sb	1	3526821	10	11	9.5%	< 1				80%	120%
Sc	1	3526821	2.14	2.28	6.3%	< 0.5				80%	120%
Se	1	3526821	< 10	< 10	0.0%	< 10				80%	120%
Sn	1	3526821	< 5	< 5	0.0%	< 5				80%	120%
Sr	1	3526821	211	220	4.2%	< 0.5				80%	120%

Results relate only to the items tested and to all the items tested

AGAT Laboratories
5623 McADAM ROAD
MISSISSAUGA, ONTARIO
CANADA L4Z 1N9
TEL (905)501-9998
FAX (905)501-0589
http://www.agatlabs.com

Quality Assurance

CLIENT NAME: BRIXTON METALS CORPORATION
AGAT WORK ORDER: 12Y621317
PROJECT NO: THORN 2012 Batch # 4
ATTENTION TO: GARY THOMPSON

Solid Analysis (Continued)

RPT Date: Aug 22, 2012		REPLICATE				Method Blank	REFERENCE MATERIAL				
PARAMETER	Batch	Sample Id	Original	Rep #1	RPD		Result Value	Expect Value	Recovery	Acceptable Limits Lower	Acceptable Limits Upper
Ta	1	3526821	< 10	< 10	0.0%	< 10				80%	120%
Te	1	3526821	< 10	< 10	0.0%	< 10				80%	120%
Th	1	3526821	< 5	< 5	0.0%	< 5				80%	120%
Ti	1	3526821	< 0.01	< 0.01	0.0%	< 0.01				80%	120%
Tl	1	3526821	8	9	11.8%	< 5				80%	120%
U	1	3526821	6	6	0.0%	< 5				80%	120%
V	1	3526821	14.1	13.8	2.2%	< 0.5				80%	120%
W	1	3526821	< 1	< 1	0.0%	< 1				80%	120%
Y	1	3526821	7	7	0.0%	< 1				80%	120%
Zn	1	3526821	119	111	7.0%	< 0.5				80%	120%
Zr	1	3526821	5	5	0.0%	< 5				80%	120%
Aqua Regia Digest - Metals Package, ICP-OES finish (201073)											
Cu	1					< 0.5	3630	3800	95%	80%	120%
P	1					< 10	567	600	95%	80%	120%
Rb	1					< 10	13	13	100%	80%	120%
Aqua Regia Digest - Metals Package, ICP-OES finish (201073)											
Cu	1					< 0.5	3707	3800	97%	80%	120%
P	1					< 10	593	600	99%	80%	120%
Rb	1					< 10	12	13	95%	80%	120%
Aqua Regia Digest - Metals Package, ICP-OES finish (201073)											
Cu	1					< 0.5	3571	3800	93%	80%	120%
P	1					< 10	561	600	94%	80%	120%
Rb	1					< 10	13	13	101%	80%	120%
Aqua Regia Digest - Metals Package, ICP-OES finish (201073)											
Cu	1					< 0.5	3874	3800	101%	80%	120%
P	1					< 10	633	600	105%	80%	120%
Rb	1					< 10	13	13	100%	80%	120%
Sr	1					< 0.5	320	390	82%	80%	120%
Th	1					< 5	1.1	1.4	80%	80%	120%
Fire Assay - Trace Au, ICP-OES finish (202052)											
Au	1	3526871	0.180	0.195	8.0%	< 0.001	1.54	1.52	102%	90%	110%
Fire Assay - Trace Au, ICP-OES finish (202052)											
Au	1	3526886	0.0603	0.0673	11.0%	< 0.001	0.25	0.263	95%	90%	110%
Fire Assay - Trace Au, ICP-OES finish (202052)											
Au	1	3526759	2.29	2.01	13.0%	< 0.001	0.255	0.263	97%	90%	110%
Fire Assay - Trace Au, ICP-OES finish (202052)											
Au	1	3526771	0.760	0.759	0.1%	< 0.001	1.62	1.52	107%	90%	110%
Fire Assay - Trace Au, ICP-OES finish (202052)											
Au	1	3526784	0.972	0.959	1.3%	< 0.001				90%	110%
Fire Assay - Trace Au, ICP-OES finish (202052)											

Results relate only to the items tested and to all the items tested

AGAT Laboratories

5623 McADAM ROAD
MISSISSAUGA, ONTARIO
CANADA L4Z 1N9
TEL (905)501-9998
FAX (905)501-0589
http://www.agatlabs.com

Quality Assurance

CLIENT NAME: BRIXTON METALS CORPORATION

AGAT WORK ORDER: 12Y621317

PROJECT NO: THORN 2012 Batch # 4

ATTENTION TO: GARY THOMPSON

Solid Analysis (Continued)

RPT Date: Aug 22, 2012		REPLICATE				Method Blank	REFERENCE MATERIAL				
PARAMETER	Batch	Sample Id	Original	Rep #1	RPD		Result Value	Expect Value	Recovery	Acceptable Limits	
										Lower	Upper
Au	1	3526809	0.347	0.357	2.8%	< 0.001				90%	110%
Fire Assay - Trace Au, ICP-OES finish (202052)											
Au	1	3526821	0.0132	0.0138	4.4%	< 0.001				90%	110%
Fire Assay - Trace Au, ICP-OES finish (202052)											
Au	1	3526834	0.058	0.057	1.7%	< 0.001				90%	110%
Fire Assay - Trace Au, ICP-OES finish (202052)											
Au	1	3526846	0.076	0.085	11.2%	< 0.001				90%	110%

Certified By:

Results relate only to the items tested and to all the items tested

AGAT Laboratories

5623 McADAM ROAD
MISSISSAUGA, ONTARIO
CANADA L4Z 1N9
TEL (905)501-9998
FAX (905)501-0589
http://www.agatlabs.com

Method Summary

CLIENT NAME: BRIXTON METALS CORPORATION

AGAT WORK ORDER: 12Y621317

PROJECT NO: THORN 2012 Batch # 4

ATTENTION TO: GARY THOMPSON

PARAMETER	AGAT S.O.P	LITERATURE REFERENCE	ANALYTICAL TECHNIQUE
Solid Analysis			
Ag	MIN-200-12020		ICP/OES
Al	MIN-200-12020		ICP/OES
As	MIN-200-12020		ICP/OES
B	MIN-200-12020		ICP/OES
Ba	MIN-200-12020		ICP/OES
Be	MIN-200-12020		ICP/OES
Bi	MIN-200-12020		ICP/OES
Ca	MIN-200-12020		ICP/OES
Cd	MIN-200-12020		ICP/OES
Ce	MIN-200-12020		ICP/OES
Co	MIN-200-12020		ICP/OES
Cr	MIN-200-12020		ICP/OES
Cu	MIN-200-12020		ICP/OES
Fe	MIN-200-12020		ICP/OES
Ga	MIN-200-12020		ICP/OES
Hg	MIN-200-12020		ICP/OES
In	MIN-200-12020		ICP/OES
K	MIN-200-12020		ICP/OES
La	MIN-200-12020		ICP/OES
Li	MIN-200-12020		ICP/OES
Mg	MIN-200-12020		ICP/OES
Mn	MIN-200-12020		ICP/OES
Mo	MIN-200-12020		ICP/OES
Na	MIN-200-12020		ICP/OES
Ni	MIN-200-12020		ICP/OES
P	MIN-200-12020		ICP/OES
Pb	MIN-200-12020		ICP/OES
Rb	MIN-200-12020		ICP/OES
S	MIN-200-12020		ICP/OES
Sb	MIN-200-12020		ICP/OES
Sc	MIN-200-12020		ICP/OES
Se	MIN-200-12020		ICP/OES
Sn	MIN-200-12020		ICP/OES
Sr	MIN-200-12020		ICP/OES
Ta	MIN-200-12020		ICP/OES
Te	MIN-200-12020		ICP/OES
Th	MIN-200-12020		ICP/OES
Ti	MIN-200-12020		ICP/OES
Tl	MIN-200-12020		ICP/OES
U	MIN-200-12020		ICP/OES
V	MIN-200-12020		ICP/OES
W	MIN-200-12020		ICP/OES
Y	MIN-200-12020		ICP/OES
Zn	MIN-200-12020		ICP/OES
Zr	MIN-200-12020		ICP/OES
Sb-OL			ICP/OES
Zn Fusion	MIN-200-12001		ICP/OES
Ag-Grav			GRAVIMETRIC
Pb-Fusion	MIN-200-12001		ICP/OES

Results relate only to the items tested and to all the items tested

5623 McADAM ROAD
MISSISSAUGA, ONTARIO
CANADA L4Z 1N9
TEL (905)501-9998
FAX (905)501-0589
http://www.agatlabs.com

Method Summary

CLIENT NAME: BRIXTON METALS CORPORATION

AGAT WORK ORDER: 12Y621317

PROJECT NO: THORN 2012 Batch # 4

ATTENTION TO: GARY THOMPSON

PARAMETER	AGAT S.O.P	LITERATURE REFERENCE	ANALYTICAL TECHNIQUE
Cu-OL	MIN-200-12001		ICP/OES
Sample Login Weight	MIN-12009		BALANCE
Au	MIN-200-12006	BUGBEE, E: A Textbook of Fire Assaying	ICP-OES

Results relate only to the items tested and to all the items tested

AGAT Laboratories

5623 McADAM ROAD
MISSISSAUGA, ONTARIO
CANADA L4Z 1N9
TEL (905)501-9998
FAX (905)501-0589
http://www.agatlabs.com

CLIENT NAME: BRIXTON METALS CORPORATION
1411-409 GRANVILLE ST.
VANCOUVER, BC V6C1T2
(604) 630-9707

ATTENTION TO: GARY THOMPSON

PROJECT NO: THORN 2012 Batch # 11

AGAT WORK ORDER: 12Y621323

SOLID ANALYSIS REVIEWED BY: David Tye, General Manager, Mining Operations

DATE REPORTED: Aug 27, 2012

PAGES (INCLUDING COVER): 27

Should you require any information regarding this analysis please contact your client services representative at (905) 501-9998

*NOTES

All samples are stored at no charge for 90 days. Please contact the lab if you require additional sample storage time.

Results relate only to the items tested and to all the items tested

AGAT Laboratories

5623 McADAM ROAD
MISSISSAUGA, ONTARIO
CANADA L4Z 1N9
TEL (905)501-9998
FAX (905)501-0589
http://www.agatlabs.com

Certificate of Analysis

AGAT WORK ORDER: 12Y621323
PROJECT NO: THORN 2012 Batch # 11

CLIENT NAME: BRIXTON METALS CORPORATION

ATTENTION TO: GARY THOMPSON

Aqua Regia Digest - Metals Package, ICP-OES finish (201073)

DATE SAMPLED: Jul 17, 2012 | DATE RECEIVED: Jul 13, 2012 | DATE REPORTED: Aug 27, 2012 | SAMPLE TYPE: Drill Core

Analyte:	Ag	Al	As	B	Ba	Be	Bi	Ca	Cd	Ce	Co	Cr	Cu	Fe
Unit:	ppm	%	ppm	ppm	ppm	ppm	ppm	%	ppm	ppm	ppm	ppm	ppm	%
Sample Description RDL:	0.2	0.01	1	5	1	0.5	1	0.01	0.5	1	0.5	0.5	0.5	0.01
E5541806	42.6	0.64	1560	<5	66	<0.5	5	0.02	0.7	20	4.5	13.5	126	3.35
E5541807	27.0	0.63	1160	<5	240	<0.5	3	<0.01	<0.5	25	2.8	14.6	37.0	1.73
E5541808	77.7	1.39	2200	<5	55	<0.5	9	0.03	12.0	12	6.0	150	642	4.78
E5541809	>100	0.31	885	11	5	<0.5	56	1.38	426	<1	24.1	14.3	>10000	14.5
E5541860	79.1	1.33	2300	<5	38	<0.5	8	0.03	12.0	10	6.2	150	650	5.02
E5541861	73.5	1.28	2080	<5	46	<0.5	9	0.02	11.3	11	5.8	142	623	4.53
E5541862	74.8	1.41	2170	6	48	<0.5	8	0.03	12.4	12	5.8	150	630	4.63
E5541863	<0.2	0.64	13	<5	98	<0.5	2	0.92	<0.5	27	10.8	17.8	13.0	2.36
E5541864	78.1	1.48	2250	<5	51	<0.5	8	0.03	12.2	12	6.1	155	657	4.97
E5541865	78.8	1.20	2270	<5	36	<0.5	10	0.03	11.8	10	6.2	148	641	4.60
E5541866	77.3	1.51	2220	<5	46	<0.5	8	0.03	12.3	12	6.0	156	645	4.79
E5541867	74.4	1.46	2120	<5	54	<0.5	9	0.03	12.2	13	5.9	151	630	4.65
E5541868	77.1	1.35	2200	<5	46	<0.5	9	0.03	12.4	11	6.0	149	638	4.69
E5541869	75.6	1.53	2180	<5	45	<0.5	9	0.03	11.7	12	5.8	153	633	4.71
E5541870	>100	1.49	3620	<5	29	0.5	14	0.21	34.1	5	6.2	181	1140	8.12
E5541871	31.4	0.53	1090	<5	42	0.5	7	0.22	32.4	25	6.5	9.1	260	3.74
E5541872	>100	1.51	3620	<5	27	0.5	11	0.21	34.7	7	6.2	183	1130	8.41
E5541873	>100	1.50	3660	<5	28	0.5	14	0.21	35.2	6	6.3	187	1150	8.27
E5541874	>100	1.36	3620	5	27	0.5	15	0.20	34.6	5	6.2	180	1130	8.00
E5541875	>100	1.31	3510	<5	16	<0.5	11	0.21	33.7	4	6.1	172	1120	8.25
E5541876	>100	1.62	3750	<5	33	0.6	13	0.22	35.5	7	6.4	192	1170	8.50
E5541877	>100	1.50	3590	<5	29	0.5	11	0.21	33.8	6	6.1	181	1100	8.37
E5541878	>100	0.63	2560	<5	40	<0.5	11	0.71	28.3	17	6.9	200	308	5.03
E5541879	>100	0.58	2610	<5	38	<0.5	11	0.75	29.0	15	7.1	194	314	5.30
E5541880	>100	0.55	2470	<5	40	<0.5	11	0.72	27.2	15	6.9	185	302	5.14
E5541881	>100	0.46	2480	<5	26	<0.5	10	0.71	26.4	13	6.8	177	295	4.98
E5541882	76.7	0.56	2710	<5	37	<0.5	10	0.44	28.0	14	6.5	239	277	5.25
E5541883	>100	0.32	975	10	8	<0.5	64	1.30	433	<1	25.8	14.7	>10000	14.4
E5541884	82.1	0.79	2900	<5	35	<0.5	10	0.49	29.9	17	6.9	275	299	5.77
E5541885	78.0	0.78	2790	<5	37	<0.5	9	0.48	29.1	16	6.7	267	290	5.67
E5541886	75.5	0.67	2680	<5	40	<0.5	9	0.47	27.5	15	6.3	249	275	5.47
E5541887	<0.2	0.76	12	<5	107	<0.5	2	1.04	<0.5	28	11.5	20.4	14.2	2.71

Certified By:

Results relate only to the items tested and to all the items tested

AGAT Laboratories
5623 McADAM ROAD
MISSISSAUGA, ONTARIO
CANADA L4Z 1N9
TEL (905)501-9998
FAX (905)501-0589
http://www.agatlabs.com

Certificate of Analysis

AGAT WORK ORDER: 12Y621323

PROJECT NO: THORN 2012 Batch # 11

CLIENT NAME: BRIXTON METALS CORPORATION

ATTENTION TO: GARY THOMPSON

Aqua Regia Digest - Metals Package, ICP-OES finish (201073)

DATE SAMPLED: Jul 17, 2012 | DATE RECEIVED: Jul 13, 2012 | DATE REPORTED: Aug 27, 2012 | SAMPLE TYPE: Drill Core

Analyte:	Ag	Al	As	B	Ba	Be	Bi	Ca	Cd	Ce	Co	Cr	Cu	Fe
Unit:	ppm	%	ppm	ppm	ppm	ppm	ppm	%	ppm	ppm	ppm	ppm	ppm	%
Sample Description RDL:	0.2	0.01	1	5	1	0.5	1	0.01	0.5	1	0.5	0.5	0.5	0.01
E5541888	75.6	0.77	2690	<5	43	<0.5	9	0.48	27.5	16	6.4	255	276	5.67
E5541889	78.6	0.63	2750	<5	28	<0.5	10	0.47	28.9	15	6.6	254	286	5.53
E5541890	80.8	0.75	2810	<5	38	<0.5	12	0.46	28.0	16	6.8	268	290	5.43
E5541891	57.7	0.35	2700	<5	42	<0.5	6	0.47	17.4	19	6.9	9.9	229	3.96
E5541892	77.7	0.65	2730	<5	43	<0.5	9	0.47	28.2	16	6.5	248	282	5.57
E5541893	79.6	0.64	2780	<5	32	<0.5	12	0.45	29.2	16	6.7	259	289	5.32
E5541894	78.9	0.65	2770	<5	33	<0.5	11	0.45	28.7	15	6.7	258	287	5.35
E5541895	80.2	0.61	2840	<5	22	<0.5	10	0.49	29.2	14	7.0	251	292	5.77
E5541896	>100	1.52	2710	11	169	0.6	14	0.77	30.1	20	6.2	225	333	5.21
E5541897	>100	1.82	2650	7	188	0.6	11	0.82	29.3	19	5.8	220	331	5.54
E5541898	>100	0.63	2690	<5	49	<0.5	8	0.82	30.7	17	7.2	212	315	5.41
E5541899	77.0	1.00	2590	6	92	0.5	13	0.76	29.2	16	6.6	205	320	5.07
E5541900	>100	0.47	1000	10	39	<0.5	66	1.70	472	<1	26.7	16.1	>10000	15.5
E5541901	>100	1.31	2630	8	131	0.6	13	0.79	29.4	18	6.5	211	320	5.37
E5541902	91.7	0.93	2120	<5	103	<0.5	9	0.65	24.1	15	5.2	175	237	4.30
E5541903	>100	1.42	2660	9	151	0.6	14	0.75	30.0	18	6.3	220	327	5.01
E5541904	>100	1.65	2640	8	182	0.6	12	0.80	29.0	20	6.1	221	314	5.44
E5541905	>100	1.42	2710	10	161	0.6	15	0.77	30.1	18	6.5	219	330	5.22
E5541906	<0.2	0.98	11	<5	131	<0.5	2	1.34	<0.5	29	12.8	26.3	16.5	3.16
E5541907	>100	1.49	2500	6	160	0.6	12	0.77	27.7	18	5.9	210	305	5.20
E5541908	>100	1.69	3230	11	138	0.6	24	0.56	180	13	5.1	139	2210	4.82
E5541909	>100	1.95	3120	12	192	0.6	22	0.55	175	15	4.7	140	2100	4.75
E5541910	>100	1.85	3130	9	176	0.6	21	0.54	171	15	4.7	140	2100	4.65
E5541911	>100	1.11	3280	<5	88	0.5	18	0.63	186	15	6.0	142	2110	5.35
E5541912	>100	1.10	3470	<5	80	0.6	19	0.62	195	15	6.3	149	2210	5.26
E5541913	>100	1.70	3320	7	133	0.6	22	0.60	182	13	5.3	139	2180	5.18
E5541914	71.4	1.38	3280	6	96	0.5	21	0.61	182	11	5.4	134	2190	5.20
E5541915	>100	1.52	3940	5	54	0.6	22	0.53	130	11	6.9	162	4190	5.74
E5541916	>100	2.04	3720	11	146	0.6	26	0.45	117	11	5.8	156	4070	5.00
E5541917	>100	1.89	3730	10	124	0.6	27	0.46	118	10	6.1	155	4120	5.09
E5541918	>100	1.38	3750	5	59	0.6	23	0.49	125	10	6.7	154	3870	5.28
E5541919	>100	1.69	3690	<5	65	0.6	18	0.62	125	12	6.6	151	3680	6.66

Certified By:

Results relate only to the items tested and to all the items tested

AGAT Laboratories
5623 McADAM ROAD
MISSISSAUGA, ONTARIO
CANADA L4Z 1N9
TEL (905)501-9998
FAX (905)501-0589
http://www.agatlabs.com

Certificate of Analysis

AGAT WORK ORDER: 12Y621323

PROJECT NO: THORN 2012 Batch # 11

CLIENT NAME: BRIXTON METALS CORPORATION

ATTENTION TO: GARY THOMPSON

Aqua Regia Digest - Metals Package, ICP-OES finish (201073)

DATE SAMPLED: Jul 17, 2012 | DATE RECEIVED: Jul 13, 2012 | DATE REPORTED: Aug 27, 2012 | SAMPLE TYPE: Drill Core

Analyte:	Ag	Al	As	B	Ba	Be	Bi	Ca	Cd	Ce	Co	Cr	Cu	Fe
Unit:	ppm	%	ppm	ppm	ppm	ppm	ppm	%	ppm	ppm	ppm	ppm	ppm	%
Sample Description RDL:	0.2	0.01	1	5	1	0.5	1	0.01	0.5	1	0.5	0.5	0.5	0.01
E5541920	>100	1.40	3840	6	78	0.6	24	0.52	133	12	7.0	158	3890	5.53
E5541921	75.6	1.86	3760	8	126	0.6	27	0.49	129	9	6.2	156	4000	5.31
E5541922	>100	1.24	3420	6	66	0.5	21	0.40	103	10	6.4	144	2690	5.72
E5541923	30.2	1.02	2180	6	118	0.6	9	0.29	18.3	17	5.9	12.9	141	4.37
E5541924	72.7	1.07	1720	<5	118	0.6	13	0.49	22.1	24	6.2	38.1	522	4.28
E5541925	0.6	1.20	14	<5	150	<0.5	5	1.25	<0.5	24	12.1	76.9	22.1	2.83
E5541926	>100	0.80	2150	<5	85	0.5	18	0.75	136	17	5.9	11.9	1700	5.13
E5541927	55.0	0.31	548	<5	40	<0.5	5	0.37	41.0	6	3.3	43.2	563	1.53
E5541928	>100	0.73	2060	<5	87	<0.5	19	0.42	57.8	12	6.0	10.4	4440	5.68
E5541929	>100	0.58	1510	6	75	0.5	13	0.27	27.5	19	7.2	41.4	1720	4.90
E5541930	>100	0.62	1750	<5	74	0.5	16	0.29	42.5	14	5.7	40.2	1270	5.11
E5541931	>100	0.36	981	14	26	<0.5	70	1.47	459	<1	26.3	15.4	>10000	14.3
E5541932	59.1	0.41	2360	<5	45	<0.5	8	0.66	13.8	11	6.3	9.5	294	4.36
E5541933	>100	0.59	2450	<5	31	<0.5	12	0.28	37.1	13	7.6	55.7	419	7.82
E5541934	>100	0.80	2720	<5	26	<0.5	18	0.23	38.4	7	6.3	61.0	504	6.83
E5541935	44.5	0.41	3140	<5	44	<0.5	11	0.52	22.5	14	6.9	28.7	161	5.75
E5541936	39.3	0.34	1970	<5	34	<0.5	7	0.35	11.6	4	6.8	34.0	148	4.79
E5541937	24.7	0.29	1820	<5	33	<0.5	5	0.36	10.6	4	6.6	29.9	88.9	4.03
E5541938	14.6	0.33	1800	<5	33	<0.5	5	0.32	15.2	5	7.2	34.1	51.9	4.23
E5541939	26.1	0.26	2020	<5	30	<0.5	8	0.49	11.7	<1	7.0	37.4	176	4.76
E5541940	19.9	0.31	1860	<5	36	<0.5	9	0.44	2.4	2	6.4	39.8	490	4.06
E5541941	>100	0.24	1820	8	29	<0.5	53	0.90	12.0	<1	6.2	30.2	7960	5.97
E5541942	0.3	0.70	19	<5	113	<0.5	2	0.91	<0.5	25	10.6	49.1	28.6	2.03
E5541943	37.0	0.22	1680	<5	27	<0.5	13	0.32	12.1	3	5.4	34.7	1770	4.10
E5541944	>100	0.30	1850	5	26	<0.5	43	0.67	12.4	<1	5.4	48.6	5650	6.21
E5541945	7.9	0.27	1760	<5	38	<0.5	4	0.56	14.2	5	5.6	33.1	180	2.91
E5541946	4.1	0.31	1080	<5	36	<0.5	4	0.48	6.8	9	6.2	39.7	168	3.04
E5541947	>100	0.28	1020	38	9	<0.5	72	1.27	449	<1	26.7	13.9	>10000	14.9
E5541948	8.5	0.32	1800	<5	40	<0.5	5	0.53	12.7	4	6.4	54.0	416	3.86
E5541949	45.2	0.27	1960	<5	43	<0.5	18	0.71	<0.5	3	6.4	31.9	1060	3.78
E5541950	78.4	0.32	908	<5	40	<0.5	39	0.28	12.4	<1	5.6	37.2	2170	4.66
E5541951	5.9	0.28	789	<5	34	<0.5	5	0.21	13.2	<1	6.6	28.4	46.1	4.02

Certified By:

Results relate only to the items tested and to all the items tested

AGAT Laboratories
5623 McADAM ROAD
MISSISSAUGA, ONTARIO
CANADA L4Z 1N9
TEL (905)501-9998
FAX (905)501-0589
http://www.agatlabs.com

Certificate of Analysis

AGAT WORK ORDER: 12Y621323

PROJECT NO: THORN 2012 Batch # 11

CLIENT NAME: BRIXTON METALS CORPORATION

ATTENTION TO: GARY THOMPSON

Aqua Regia Digest - Metals Package, ICP-OES finish (201073)

DATE SAMPLED: Jul 17, 2012 | DATE RECEIVED: Jul 13, 2012 | DATE REPORTED: Aug 27, 2012 | SAMPLE TYPE: Drill Core

Analyte:	Ag	Al	As	B	Ba	Be	Bi	Ca	Cd	Ce	Co	Cr	Cu	Fe
Unit:	ppm	%	ppm	ppm	ppm	ppm	ppm	%	ppm	ppm	ppm	ppm	ppm	%
Sample Description RDL:	0.2	0.01	1	5	1	0.5	1	0.01	0.5	1	0.5	0.5	0.5	0.01
E5541952	33.9	0.36	1850	<5	46	<0.5	6	0.70	50.0	<1	6.6	41.0	102	4.29
E5541953	26.4	0.32	1910	<5	44	<0.5	5	0.71	42.4	<1	6.2	35.8	83.7	3.99
E5541954	20.2	0.39	1980	<5	38	<0.5	6	0.44	32.2	<1	6.8	43.2	53.1	5.07
E5541955	>100	0.28	1770	<5	27	<0.5	16	0.38	82.7	<1	8.8	29.0	1760	6.13
E5541956	10.2	0.28	1040	<5	43	<0.5	4	0.36	3.5	6	6.0	39.9	109	3.58
E5541957	13.2	0.31	2010	<5	48	<0.5	5	0.97	0.7	4	5.7	29.1	139	3.56
E5541958	6.0	0.32	624	<5	44	<0.5	4	1.02	16.4	12	6.0	30.5	49.6	3.86
E5541959	55.9	0.27	1650	7	29	<0.5	50	0.74	11.0	<1	5.3	29.3	6320	7.11
E5541960	55.2	0.30	1660	7	31	<0.5	47	0.81	10.6	<1	5.4	30.1	6270	7.84
E5541961	4.7	0.26	360	<5	39	<0.5	7	0.24	4.3	10	5.4	22.5	97.3	3.44
E5541962	1.4	0.36	188	<5	51	<0.5	4	0.37	6.1	19	6.2	41.6	36.0	3.17
E5541963	5.1	0.29	1450	<5	34	<0.5	6	0.25	<0.5	<1	6.3	30.4	70.0	4.70
E5541964	5.0	0.36	1340	<5	35	<0.5	8	0.20	15.9	<1	5.6	24.9	32.5	4.75
E5541965	3.6	0.30	2040	<5	32	<0.5	7	0.27	3.9	<1	6.6	29.8	27.4	5.46
E5541966	<0.2	0.71	18	<5	109	<0.5	2	0.97	<0.5	25	10.8	50.0	15.5	2.28
E5541967	1.6	0.29	633	<5	42	<0.5	4	0.37	6.1	10	5.7	27.8	32.1	3.45
E5541968	>100	0.36	2970	10	27	<0.5	53	0.67	26.1	<1	6.1	35.9	8540	9.44
E5541969	6.0	0.33	3290	10	37	0.5	12	0.98	<0.5	<1	7.3	25.1	77.3	7.00
E5541970	12.4	0.34	1730	<5	48	<0.5	4	1.97	<0.5	5	6.7	38.2	231	4.59
E5541971	6.9	0.35	4430	<5	46	<0.5	5	1.36	<0.5	6	7.0	40.9	113	4.38
E5541972	>100	0.27	985	21	8	<0.5	70	1.36	433	<1	26.1	14.1	>10000	14.7
E5541973	12.5	0.36	9570	<5	48	<0.5	6	3.22	<0.5	<1	6.5	40.7	78.7	4.78
E5541974	28.0	0.27	8940	7	42	<0.5	6	2.83	29.6	<1	6.3	28.7	101	4.85

Certified By:

Results relate only to the items tested and to all the items tested

AGAT Laboratories

5623 McADAM ROAD
MISSISSAUGA, ONTARIO
CANADA L4Z 1N9
TEL (905)501-9998
FAX (905)501-0589
http://www.agatlabs.com

Certificate of Analysis

AGAT WORK ORDER: 12Y621323

PROJECT NO: THORN 2012 Batch # 11

CLIENT NAME: BRIXTON METALS CORPORATION

ATTENTION TO: GARY THOMPSON

Aqua Regia Digest - Metals Package, ICP-OES finish (201073)

DATE SAMPLED: Jul 17, 2012 | DATE RECEIVED: Jul 13, 2012 | DATE REPORTED: Aug 27, 2012 | SAMPLE TYPE: Drill Core

Analyte:	Ga	Hg	In	K	La	Li	Mg	Mn	Mo	Na	Ni	P	Pb	Rb
Unit:	ppm	ppm	ppm	%	ppm	ppm	%	ppm	ppm	%	ppm	ppm	ppm	ppm
Sample Description RDL:	5	1	1	0.01	1	1	0.01	1	0.5	0.01	0.5	10	0.5	10
E5541806	<5	<1	2	0.42	13	<1	0.05	51	10.2	0.01	2.0	144	2210	27
E5541807	<5	<1	1	0.42	14	<1	0.03	20	<0.5	0.01	1.4	131	773	31
E5541808	6	<1	<1	0.75	12	<1	0.07	64	2.6	0.02	4.5	128	1440	68
E5541809	15	13	<1	0.07	<1	3	0.75	393	33.7	<0.01	45.7	396	>10000	<10
E5541860	<5	<1	<1	0.74	11	<1	0.06	65	2.7	0.02	4.5	138	1480	66
E5541861	6	<1	<1	0.70	11	<1	0.06	62	2.1	0.01	5.5	125	1370	63
E5541862	7	<1	<1	0.76	12	<1	0.07	62	1.9	0.02	4.4	134	1420	71
E5541863	<5	<1	2	0.09	11	2	0.59	358	<0.5	0.19	25.9	1700	5.0	<10
E5541864	6	<1	<1	0.80	12	<1	0.07	65	2.8	0.02	4.8	141	1470	71
E5541865	5	<1	<1	0.67	11	<1	0.06	64	1.4	0.01	4.5	141	1480	64
E5541866	6	<1	<1	0.80	12	<1	0.07	65	<0.5	0.02	5.3	146	1440	78
E5541867	6	<1	1	0.78	12	<1	0.07	64	2.4	0.02	4.5	134	1400	71
E5541868	6	<1	1	0.73	12	<1	0.06	64	2.4	0.02	4.8	137	1450	68
E5541869	6	<1	<1	0.81	12	<1	0.07	64	2.3	0.02	4.3	135	1400	77
E5541870	7	<1	<1	0.78	13	<1	0.09	175	4.3	0.02	3.2	616	2160	78
E5541871	<5	<1	1	0.31	17	<1	0.05	197	1.9	0.01	2.2	837	597	25
E5541872	7	<1	<1	0.80	13	<1	0.09	176	4.5	0.02	3.2	625	2170	78
E5541873	6	<1	<1	0.79	13	<1	0.09	179	2.9	0.02	3.3	638	2200	80
E5541874	7	<1	<1	0.72	13	<1	0.08	175	3.8	0.02	3.3	638	2180	71
E5541875	<5	<1	<1	0.70	12	<1	0.08	173	3.9	0.02	3.2	597	2120	66
E5541876	6	<1	1	0.85	14	<1	0.10	183	4.0	0.02	3.5	661	2230	82
E5541877	6	<1	<1	0.79	13	<1	0.09	174	4.0	0.02	3.4	615	2150	76
E5541878	<5	<1	<1	0.37	15	<1	0.09	374	2.8	0.01	5.2	748	7310	35
E5541879	<5	<1	<1	0.35	14	<1	0.09	381	2.1	0.01	5.3	775	7500	30
E5541880	<5	<1	<1	0.34	14	<1	0.09	368	2.5	0.01	5.1	742	7130	29
E5541881	<5	<1	<1	0.29	13	<1	0.08	364	2.1	0.01	5.1	709	7130	26
E5541882	<5	<1	<1	0.36	14	<1	0.05	222	2.0	0.01	6.0	738	2840	31
E5541883	16	14	3	0.07	<1	3	0.73	403	33.6	<0.01	47.0	427	>10000	<10
E5541884	<5	<1	2	0.48	15	<1	0.06	238	1.7	0.02	6.3	816	3010	43
E5541885	<5	<1	1	0.47	15	<1	0.06	232	3.2	0.01	6.0	786	2900	41
E5541886	<5	<1	<1	0.41	14	<1	0.05	221	1.4	0.01	5.9	744	2820	34
E5541887	<5	<1	<1	0.10	11	2	0.65	399	<0.5	0.22	27.1	1810	5.8	<10

Certified By:

Results relate only to the items tested and to all the items tested

AGAT Laboratories
5623 McADAM ROAD
MISSISSAUGA, ONTARIO
CANADA L4Z 1N9
TEL (905)501-9998
FAX (905)501-0589
http://www.agatlabs.com

Certificate of Analysis

AGAT WORK ORDER: 12Y621323

PROJECT NO: THORN 2012 Batch # 11

CLIENT NAME: BRIXTON METALS CORPORATION

ATTENTION TO: GARY THOMPSON

Aqua Regia Digest - Metals Package, ICP-OES finish (201073)

DATE SAMPLED: Jul 17, 2012 | DATE RECEIVED: Jul 13, 2012 | DATE REPORTED: Aug 27, 2012 | SAMPLE TYPE: Drill Core

Analyte:	Ga	Hg	In	K	La	Li	Mg	Mn	Mo	Na	Ni	P	Pb	Rb
Unit:	ppm	ppm	ppm	%	ppm	ppm	%	ppm	ppm	%	ppm	ppm	ppm	ppm
Sample Description RDL:	5	1	1	0.01	1	1	0.01	1	0.5	0.01	0.5	10	0.5	10
E5541888	<5	<1	<1	0.47	14	<1	0.06	221	1.6	0.01	5.8	754	2780	39
E5541889	<5	<1	<1	0.40	14	<1	0.05	229	3.0	0.01	6.1	781	2910	35
E5541890	<5	<1	1	0.45	15	<1	0.06	231	0.7	0.01	6.2	797	2920	41
E5541891	<5	<1	2	0.26	14	<1	0.03	193	0.6	<0.01	4.3	843	4410	20
E5541892	<5	<1	4	0.41	14	<1	0.05	225	2.4	0.01	6.0	742	2870	32
E5541893	<5	<1	1	0.40	14	<1	0.05	231	1.1	0.01	6.0	756	2940	37
E5541894	<5	<1	<1	0.40	14	<1	0.05	231	1.6	0.01	6.1	751	2910	37
E5541895	<5	<1	3	0.39	14	<1	0.05	234	2.5	0.01	7.1	774	2990	34
E5541896	7	<1	4	0.82	16	<1	0.13	410	1.6	0.05	4.9	720	7730	78
E5541897	6	<1	6	0.98	16	<1	0.15	409	2.2	0.06	4.7	693	7600	85
E5541898	<5	<1	2	0.38	15	<1	0.09	398	2.5	0.02	5.9	663	7850	33
E5541899	<5	<1	<1	0.57	14	<1	0.11	399	1.9	0.03	5.0	692	7540	56
E5541900	18	15	6	0.11	1	4	0.84	432	34.7	<0.01	51.1	422	>10000	11
E5541901	6	<1	<1	0.72	15	<1	0.12	397	2.7	0.04	5.0	708	7630	64
E5541902	<5	<1	<1	0.52	12	<1	0.09	323	2.7	0.03	4.2	571	6210	45
E5541903	7	<1	4	0.78	15	<1	0.13	406	0.8	0.05	4.9	704	7550	79
E5541904	5	<1	2	0.90	16	<1	0.13	393	2.9	0.05	4.7	709	7510	78
E5541905	6	<1	5	0.77	16	<1	0.13	410	2.7	0.05	5.0	743	7730	74
E5541906	5	<1	<1	0.12	12	2	0.77	485	0.9	0.29	30.5	1590	6.9	<10
E5541907	6	<1	<1	0.81	15	<1	0.13	377	1.9	0.04	4.4	672	7220	71
E5541908	8	<1	27	0.91	13	<1	0.15	436	0.5	0.05	3.2	695	2720	88
E5541909	10	<1	30	1.03	14	<1	0.16	415	1.7	0.06	3.1	674	2620	94
E5541910	8	<1	27	0.98	14	<1	0.16	412	1.3	0.05	3.0	676	2560	91
E5541911	5	<1	21	0.62	14	<1	0.13	429	0.9	0.02	3.8	661	2740	54
E5541912	7	<1	25	0.61	14	<1	0.13	449	1.3	0.02	4.0	686	2890	58
E5541913	7	<1	24	0.92	13	<1	0.16	435	2.2	0.05	3.4	696	2700	83
E5541914	6	<1	25	0.77	12	<1	0.14	434	2.6	0.04	3.5	674	2700	69
E5541915	6	<1	14	0.81	13	<1	0.14	468	1.9	0.02	4.4	832	2420	74
E5541916	9	<1	18	1.09	13	<1	0.15	448	1.6	0.04	3.8	840	2240	102
E5541917	8	<1	17	1.01	13	<1	0.15	456	2.9	0.04	3.9	848	2270	92
E5541918	6	<1	16	0.75	12	<1	0.13	441	2.9	0.02	4.2	800	2350	69
E5541919	<5	<1	8	0.91	12	<1	0.15	439	3.0	0.02	4.4	777	2340	65

Certified By:

Results relate only to the items tested and to all the items tested

AGAT Laboratories
5623 McADAM ROAD
MISSISSAUGA, ONTARIO
CANADA L4Z 1N9
TEL (905)501-9998
FAX (905)501-0589
http://www.agatlabs.com

Certificate of Analysis

AGAT WORK ORDER: 12Y621323

PROJECT NO: THORN 2012 Batch # 11

CLIENT NAME: BRIXTON METALS CORPORATION

ATTENTION TO: GARY THOMPSON

Aqua Regia Digest - Metals Package, ICP-OES finish (201073)

DATE SAMPLED: Jul 17, 2012 | DATE RECEIVED: Jul 13, 2012 | DATE REPORTED: Aug 27, 2012 | SAMPLE TYPE: Drill Core

Analyte:	Ga	Hg	In	K	La	Li	Mg	Mn	Mo	Na	Ni	P	Pb	Rb
Unit:	ppm	ppm	ppm	%	ppm	ppm	%	ppm	ppm	%	ppm	ppm	ppm	ppm
Sample Description RDL:	5	1	1	0.01	1	1	0.01	1	0.5	0.01	0.5	10	0.5	10
E5541920	6	<1	15	0.76	13	<1	0.13	457	2.0	0.02	4.4	821	2450	67
E5541921	8	<1	15	1.00	12	<1	0.15	464	2.4	0.04	4.1	853	2390	95
E5541922	5	<1	14	0.69	12	<1	0.11	350	2.5	0.02	5.1	676	2340	54
E5541923	<5	<1	<1	0.56	14	<1	0.06	130	1.1	0.02	2.4	776	556	47
E5541924	<5	<1	4	0.59	17	<1	0.08	273	1.8	0.01	2.4	884	774	45
E5541925	6	<1	1	0.17	10	2	0.73	451	<0.5	0.36	28.7	1480	9.7	<10
E5541926	<5	<1	8	0.45	15	<1	0.17	426	2.1	0.01	2.1	822	3370	37
E5541927	<5	<1	5	0.14	5	4	0.08	114	2.7	0.07	44.3	346	987	11
E5541928	5	<1	7	0.42	15	<1	0.08	300	2.2	0.01	2.0	718	3430	36
E5541929	<5	<1	3	0.35	16	<1	0.05	177	2.3	0.01	2.9	795	1430	26
E5541930	<5	<1	4	0.37	13	<1	0.05	305	0.7	0.01	2.2	798	1570	28
E5541931	18	15	5	0.08	<1	4	0.77	425	33.1	<0.01	48.4	413	>10000	<10
E5541932	<5	<1	3	0.27	10	<1	0.08	454	1.8	0.01	2.2	780	861	20
E5541933	<5	<1	<1	0.37	14	<1	0.05	176	2.5	0.01	3.0	671	3170	27
E5541934	<5	<1	<1	0.47	12	<1	0.05	172	5.4	0.02	2.4	596	8950	38
E5541935	<5	<1	1	0.27	14	<1	0.07	357	2.5	0.01	2.8	731	1070	23
E5541936	<5	<1	<1	0.25	9	<1	0.04	196	3.6	0.01	5.2	650	772	18
E5541937	<5	<1	<1	0.22	7	<1	0.04	185	2.0	0.01	4.7	719	566	15
E5541938	<5	<1	<1	0.25	8	<1	0.03	143	2.0	0.02	5.7	797	574	18
E5541939	<5	<1	2	0.20	5	<1	0.04	264	3.0	0.02	4.8	785	426	15
E5541940	<5	<1	<1	0.24	6	<1	0.05	250	3.7	0.03	3.8	690	255	17
E5541941	<5	<1	6	0.19	5	<1	0.21	911	3.5	0.03	2.8	693	587	16
E5541942	<5	<1	1	0.10	10	2	0.51	338	1.0	0.21	22.4	1550	8.4	<10
E5541943	<5	<1	2	0.17	8	<1	0.04	242	2.2	0.03	3.8	658	401	13
E5541944	<5	<1	2	0.22	8	<1	0.13	595	1.9	0.03	2.4	755	1570	18
E5541945	<5	<1	2	0.21	6	<1	0.10	481	1.7	0.03	3.2	765	430	17
E5541946	<5	<1	<1	0.23	7	<1	0.06	299	2.6	0.03	2.8	820	238	16
E5541947	17	15	6	0.05	<1	3	0.73	416	34.8	<0.01	48.9	398	>10000	<10
E5541948	<5	<1	<1	0.24	7	<1	0.06	425	1.9	0.02	4.1	759	190	19
E5541949	<5	<1	<1	0.22	7	<1	0.08	577	1.9	0.02	3.7	817	263	17
E5541950	<5	<1	3	0.22	7	<1	0.04	218	2.1	0.03	2.3	677	693	15
E5541951	<5	<1	<1	0.20	6	<1	0.03	116	2.4	0.03	2.4	714	385	13

Certified By:

Results relate only to the items tested and to all the items tested

AGAT Laboratories
5623 McADAM ROAD
MISSISSAUGA, ONTARIO
CANADA L4Z 1N9
TEL (905)501-9998
FAX (905)501-0589
http://www.agatlabs.com

Certificate of Analysis

AGAT WORK ORDER: 12Y621323

PROJECT NO: THORN 2012 Batch # 11

CLIENT NAME: BRIXTON METALS CORPORATION

ATTENTION TO: GARY THOMPSON

Aqua Regia Digest - Metals Package, ICP-OES finish (201073)

DATE SAMPLED: Jul 17, 2012 | DATE RECEIVED: Jul 13, 2012 | DATE REPORTED: Aug 27, 2012 | SAMPLE TYPE: Drill Core

Analyte:	Ga	Hg	In	K	La	Li	Mg	Mn	Mo	Na	Ni	P	Pb	Rb
Unit:	ppm	ppm	ppm	%	ppm	ppm	%	ppm	ppm	%	ppm	ppm	ppm	ppm
Sample Description RDL:	5	1	1	0.01	1	1	0.01	1	0.5	0.01	0.5	10	0.5	10
E5541952	<5	<1	<1	0.26	5	<1	0.17	706	2.1	0.03	3.6	885	2040	19
E5541953	<5	<1	2	0.23	5	<1	0.17	729	1.7	0.03	3.4	836	1650	18
E5541954	<5	<1	1	0.28	7	<1	0.07	366	2.6	0.03	2.7	751	1390	19
E5541955	<5	<1	<1	0.20	6	<1	0.07	354	4.3	0.03	3.2	710	5680	15
E5541956	<5	<1	<1	0.20	7	<1	0.08	312	7.7	0.04	1.6	714	516	14
E5541957	<5	<1	<1	0.22	6	<1	0.28	1160	1.8	0.03	1.7	751	531	17
E5541958	<5	<1	<1	0.23	11	<1	0.34	871	2.9	0.03	1.7	712	468	18
E5541959	<5	<1	5	0.19	4	<1	0.24	635	1.9	0.03	0.7	706	1310	17
E5541960	<5	<1	<1	0.21	4	<1	0.26	656	3.6	0.03	0.6	714	1290	17
E5541961	<5	<1	<1	0.18	9	<1	0.03	130	3.6	0.04	1.3	708	179	12
E5541962	<5	<1	<1	0.25	14	1	0.07	415	4.8	0.04	1.6	749	275	17
E5541963	<5	<1	1	0.20	5	<1	0.03	116	2.5	0.04	3.2	752	172	14
E5541964	<5	<1	<1	0.27	6	1	0.03	67	0.6	0.04	0.6	703	363	21
E5541965	<5	<1	<1	0.23	6	<1	0.03	118	2.7	0.04	3.6	897	202	17
E5541966	<5	<1	<1	0.11	11	2	0.58	348	1.0	0.21	24.0	1540	7.8	<10
E5541967	<5	<1	1	0.21	9	<1	0.04	151	1.0	0.04	2.1	644	189	16
E5541968	5	<1	4	0.26	3	1	0.16	404	3.3	0.05	1.2	768	507	22
E5541969	<5	<1	2	0.24	4	<1	0.27	393	4.1	0.04	3.5	981	202	19
E5541970	<5	<1	1	0.24	8	<1	0.80	714	4.9	0.02	5.7	727	287	22
E5541971	<5	<1	<1	0.25	9	<1	0.53	363	2.8	0.02	5.0	754	153	21
E5541972	14	14	3	0.05	<1	3	0.73	406	34.8	<0.01	46.4	388	>10000	<10
E5541973	<5	<1	<1	0.25	6	<1	0.95	854	3.5	0.01	4.3	702	211	26
E5541974	<5	<1	2	0.20	5	<1	1.15	922	3.3	<0.01	4.7	686	1100	21

Certified By:

Results relate only to the items tested and to all the items tested

AGAT Laboratories
5623 McADAM ROAD
MISSISSAUGA, ONTARIO
CANADA L4Z 1N9
TEL (905)501-9998
FAX (905)501-0589
http://www.agatlabs.com

Certificate of Analysis

AGAT WORK ORDER: 12Y621323

PROJECT NO: THORN 2012 Batch # 11

CLIENT NAME: BRIXTON METALS CORPORATION

ATTENTION TO: GARY THOMPSON

Aqua Regia Digest - Metals Package, ICP-OES finish (201073)

DATE SAMPLED: Jul 17, 2012 | DATE RECEIVED: Jul 13, 2012 | DATE REPORTED: Aug 27, 2012 | SAMPLE TYPE: Drill Core

Analyte:	S	Sb	Sc	Se	Sn	Sr	Ta	Te	Th	Ti	Tl	U	V	W
Unit:	%	ppm	ppm	ppm	ppm	ppm	ppm	ppm	ppm	%	ppm	ppm	ppm	ppm
Sample Description RDL:	0.005	1	0.5	10	5	0.5	10	10	5	0.01	5	5	0.5	1
E5541806	3.12	164	1.2	<10	<5	10.1	<10	<10	<5	<0.01	<5	<5	9.1	<1
E5541807	1.60	125	1.1	<10	<5	12.4	<10	<10	<5	<0.01	<5	<5	7.1	<1
E5541808	5.69	540	2.0	<10	<5	9.4	<10	<10	<5	<0.01	5	<5	17.1	<1
E5541809	18.2	166	<0.5	181	56	17.7	<10	67	<5	<0.01	30	<5	24.1	16
E5541860	5.93	494	1.9	<10	<5	8.0	<10	<10	<5	<0.01	<5	<5	16.4	<1
E5541861	5.31	540	1.9	<10	<5	8.9	<10	<10	<5	<0.01	<5	<5	16.0	<1
E5541862	5.44	587	2.0	<10	<5	9.3	<10	<10	<5	<0.01	<5	<5	17.4	<1
E5541863	0.022	1	5.7	<10	<5	89.3	<10	<10	<5	0.15	7	<5	53.2	<1
E5541864	5.80	571	2.1	<10	<5	9.9	<10	<10	<5	<0.01	5	<5	18.3	<1
E5541865	5.41	597	1.9	<10	<5	10.2	<10	<10	<5	<0.01	<5	<5	15.4	<1
E5541866	5.70	582	2.1	<10	<5	9.9	<10	<10	<5	<0.01	5	<5	18.1	<1
E5541867	5.55	563	2.1	<10	<5	9.8	<10	<10	<5	<0.01	6	<5	17.9	<1
E5541868	5.51	539	2.0	<10	<5	10.9	<10	<10	<5	<0.01	<5	<5	17.5	<1
E5541869	5.55	533	2.1	<10	<5	9.8	<10	<10	<5	<0.01	5	<5	18.4	<1
E5541870	9.72	974	2.6	<10	<5	23.8	<10	<10	<5	<0.01	9	<5	22.8	<1
E5541871	4.43	165	1.7	<10	<5	18.0	<10	<10	5	<0.01	7	<5	8.1	<1
E5541872	9.93	923	2.6	<10	<5	25.1	<10	<10	<5	<0.01	10	<5	22.8	<1
E5541873	9.66	971	2.7	<10	<5	24.5	<10	<10	<5	<0.01	10	<5	23.4	<1
E5541874	9.52	967	2.6	<10	<5	25.6	<10	<10	<5	<0.01	9	<5	21.2	<1
E5541875	9.92	823	2.3	<10	<5	21.5	<10	<10	<5	<0.01	9	<5	19.3	<1
E5541876	10.2	958	2.8	<10	<5	26.6	<10	<10	<5	<0.01	11	<5	24.4	<1
E5541877	10.2	965	2.6	<10	<5	23.9	<10	<10	<5	<0.01	11	<5	22.8	<1
E5541878	6.61	1200	1.2	<10	<5	124	<10	27	5	<0.01	11	<5	11.3	21
E5541879	6.96	1190	1.1	<10	<5	133	<10	30	<5	<0.01	11	<5	10.3	22
E5541880	6.88	1180	1.1	<10	<5	128	<10	28	<5	<0.01	12	<5	9.7	21
E5541881	6.44	1150	0.9	<10	<5	123	<10	26	<5	<0.01	9	<5	8.5	22
E5541882	6.21	1100	1.4	<10	<5	72.4	<10	<10	<5	<0.01	9	<5	9.6	<1
E5541883	19.0	200	<0.5	202	62	15.9	<10	70	<5	<0.01	35	6	26.8	10
E5541884	6.88	1160	1.6	<10	<5	79.4	<10	12	<5	<0.01	9	<5	12.6	<1
E5541885	6.88	1030	1.5	<10	<5	77.0	<10	<10	<5	<0.01	9	<5	11.1	1
E5541886	6.59	1040	1.5	<10	<5	73.9	<10	<10	<5	<0.01	9	<5	10.4	<1
E5541887	0.022	<1	6.5	<10	<5	105	<10	<10	<5	0.19	9	<5	57.1	<1

Certified By:

Results relate only to the items tested and to all the items tested

AGAT Laboratories

5623 McADAM ROAD
MISSISSAUGA, ONTARIO
CANADA L4Z 1N9
TEL (905)501-9998
FAX (905)501-0589
http://www.agatlabs.com

Certificate of Analysis

AGAT WORK ORDER: 12Y621323

PROJECT NO: THORN 2012 Batch # 11

CLIENT NAME: BRIXTON METALS CORPORATION

ATTENTION TO: GARY THOMPSON

Aqua Regia Digest - Metals Package, ICP-OES finish (201073)

DATE SAMPLED: Jul 17, 2012 | DATE RECEIVED: Jul 13, 2012 | DATE REPORTED: Aug 27, 2012 | SAMPLE TYPE: Drill Core

Analyte:	S	Sb	Sc	Se	Sn	Sr	Ta	Te	Th	Ti	Tl	U	V	W
Unit:	%	ppm	ppm	ppm	ppm	ppm	ppm	ppm	ppm	%	ppm	ppm	ppm	ppm
Sample Description RDL:	0.005	1	0.5	10	5	0.5	10	10	5	0.01	5	5	0.5	1
E5541888	6.95	1080	1.5	<10	<5	80.0	<10	<10	<5	<0.01	10	<5	11.7	1
E5541889	6.68	1030	1.4	<10	<5	74.0	<10	10	<5	<0.01	10	<5	10.2	<1
E5541890	6.60	1060	1.6	<10	<5	76.2	<10	<10	<5	<0.01	10	<5	11.8	1
E5541891	4.95	1450	0.8	<10	<5	80.9	<10	<10	<5	<0.01	8	<5	4.8	2
E5541892	6.68	1050	1.5	<10	<5	77.7	<10	<10	<5	<0.01	9	<5	10.2	<1
E5541893	6.40	1070	1.5	<10	<5	73.2	<10	<10	5	<0.01	9	<5	10.3	<1
E5541894	6.24	1110	1.5	<10	<5	75.1	<10	<10	<5	<0.01	9	<5	10.1	1
E5541895	6.77	1120	1.4	<10	<5	76.1	<10	10	<5	<0.01	9	<5	9.7	2
E5541896	6.62	1270	2.9	<10	<5	154	<10	27	6	0.02	14	<5	22.1	8
E5541897	7.04	1230	3.0	<10	<5	164	<10	26	<5	0.03	14	<5	22.8	4
E5541898	6.06	1100	1.2	<10	<5	136	<10	28	6	<0.01	11	<5	11.0	10
E5541899	6.38	1180	2.2	<10	<5	140	<10	27	5	0.01	12	<5	15.2	9
E5541900	20.2	196	<0.5	204	65	22.3	<10	74	<5	<0.01	36	5	31.5	777
E5541901	6.80	1210	2.6	<10	<5	151	<10	26	<5	0.02	11	<5	18.5	11
E5541902	5.46	963	1.7	<10	<5	119	<10	22	6	0.01	11	<5	13.6	4
E5541903	6.38	1190	2.8	<10	<5	148	<10	26	5	0.02	14	<5	20.9	9
E5541904	6.68	1230	2.9	<10	<5	155	<10	26	6	0.02	14	<5	23.0	9
E5541905	6.78	1260	2.7	<10	<5	155	<10	27	7	0.02	13	<5	21.0	12
E5541906	0.022	<1	6.8	<10	<5	136	<10	<10	<5	0.22	8	<5	67.1	<1
E5541907	6.58	1160	2.6	<10	<5	151	<10	25	<5	0.02	13	<5	20.9	7
E5541908	6.42	832	3.2	<10	<5	135	<10	32	6	0.02	10	<5	22.3	63
E5541909	6.52	819	3.5	<10	<5	142	<10	31	6	0.02	11	<5	24.5	58
E5541910	6.37	792	3.3	<10	<5	138	<10	29	5	0.02	10	<5	24.0	60
E5541911	6.21	743	2.2	<10	<5	133	<10	31	<5	<0.01	10	<5	16.1	65
E5541912	6.23	788	2.3	<10	<5	132	<10	31	<5	<0.01	9	<5	16.7	80
E5541913	6.82	830	3.2	<10	<5	142	<10	29	<5	0.02	10	<5	21.6	66
E5541914	6.81	812	2.7	<10	<5	136	<10	31	<5	0.01	9	<5	17.8	72
E5541915	6.25	930	2.8	<10	<5	105	<10	15	<5	<0.01	9	<5	19.9	73
E5541916	6.10	972	3.6	<10	<5	105	<10	14	6	0.02	10	5	24.9	44
E5541917	6.30	955	3.3	<10	<5	106	<10	15	5	0.01	9	<5	23.0	43
E5541918	5.77	915	2.6	<10	<5	98.3	<10	14	<5	<0.01	8	<5	19.2	49
E5541919	7.18	870	2.5	<10	<5	126	<10	16	<5	<0.01	9	<5	19.8	64

Certified By:

Results relate only to the items tested and to all the items tested

AGAT Laboratories
5623 McADAM ROAD
MISSISSAUGA, ONTARIO
CANADA L4Z 1N9
TEL (905)501-9998
FAX (905)501-0589
http://www.agatlabs.com

Certificate of Analysis

AGAT WORK ORDER: 12Y621323

PROJECT NO: THORN 2012 Batch # 11

CLIENT NAME: BRIXTON METALS CORPORATION

ATTENTION TO: GARY THOMPSON

Aqua Regia Digest - Metals Package, ICP-OES finish (201073)

DATE SAMPLED: Jul 17, 2012 | DATE RECEIVED: Jul 13, 2012 | DATE REPORTED: Aug 27, 2012 | SAMPLE TYPE: Drill Core

Analyte:	S	Sb	Sc	Se	Sn	Sr	Ta	Te	Th	Ti	Tl	U	V	W
Unit:	%	ppm	ppm	ppm	ppm	ppm	ppm	ppm	ppm	%	ppm	ppm	ppm	ppm
Sample Description RDL:	0.005	1	0.5	10	5	0.5	10	10	5	0.01	5	5	0.5	1
E5541920	6.18	929	2.7	<10	<5	105	<10	19	<5	<0.01	9	<5	19.1	68
E5541921	6.55	981	3.3	<10	<5	111	<10	19	<5	0.01	9	<5	22.7	42
E5541922	6.96	905	2.7	<10	<5	85.7	<10	17	5	<0.01	9	<5	16.5	24
E5541923	5.26	86	2.4	<10	<5	101	<10	<10	6	0.01	7	<5	12.5	<1
E5541924	5.21	317	2.2	<10	<5	139	<10	<10	<5	<0.01	9	<5	10.8	2
E5541925	0.036	4	6.9	<10	<5	162	<10	<10	<5	0.21	9	<5	63.9	<1
E5541926	6.56	1160	2.0	<10	<5	115	<10	16	<5	<0.01	9	<5	11.9	13
E5541927	1.81	362	1.7	<10	<5	33.0	<10	<10	<5	<0.01	<5	<5	6.3	<1
E5541928	7.12	2420	1.8	<10	<5	78.9	<10	<10	6	<0.01	9	<5	11.1	9
E5541929	6.09	1170	1.7	<10	<5	55.7	<10	<10	7	<0.01	7	<5	8.0	<1
E5541930	6.22	881	1.6	<10	<5	48.6	<10	<10	<5	<0.01	7	<5	8.6	<1
E5541931	18.3	189	<0.5	202	62	21.6	<10	74	<5	<0.01	34	6	26.2	730
E5541932	5.09	206	1.7	<10	<5	113	<10	<10	<5	<0.01	8	<5	6.5	<1
E5541933	8.30	329	1.4	<10	<5	52.4	<10	12	<5	<0.01	6	<5	10.2	<1
E5541934	8.21	463	0.9	<10	<5	58.0	<10	11	<5	<0.01	8	<5	11.0	<1
E5541935	6.65	129	1.8	<10	<5	107	<10	<10	5	<0.01	7	<5	6.7	<1
E5541936	5.27	119	1.5	<10	<5	97.2	<10	<10	<5	<0.01	7	<5	6.5	<1
E5541937	4.48	68	1.5	<10	<5	100	<10	<10	<5	<0.01	6	<5	5.7	<1
E5541938	4.74	43	1.5	<10	<5	105	<10	<10	<5	<0.01	6	<5	5.8	<1
E5541939	5.28	119	1.7	<10	<5	131	<10	<10	<5	<0.01	6	<5	6.2	<1
E5541940	4.46	269	1.6	<10	<5	121	<10	<10	<5	<0.01	5	<5	5.7	<1
E5541941	6.76	2170	1.8	<10	<5	161	<10	<10	<5	<0.01	9	<5	7.2	<1
E5541942	0.028	7	5.3	<10	<5	96.6	<10	<10	<5	0.13	7	<5	52.4	<1
E5541943	4.62	418	1.4	<10	<5	91.2	<10	<10	<5	<0.01	6	<5	4.7	<1
E5541944	6.97	1620	1.4	<10	<5	115	<10	<10	<5	<0.01	8	<5	7.3	<1
E5541945	3.18	105	1.5	<10	<5	127	<10	<10	<5	<0.01	7	<5	4.5	<1
E5541946	3.34	95	1.5	<10	<5	134	<10	<10	<5	<0.01	7	<5	4.2	<1
E5541947	18.3	203	<0.5	236	59	16.7	<10	77	<5	<0.01	36	<5	24.0	700
E5541948	4.23	216	1.5	<10	<5	123	<10	<10	<5	<0.01	7	<5	5.7	<1
E5541949	4.12	429	1.6	<10	<5	161	<10	<10	<5	<0.01	8	<5	5.1	<1
E5541950	5.23	991	1.1	<10	<5	79.4	<10	<10	<5	<0.01	6	<5	5.4	<1
E5541951	4.50	27	1.0	<10	<5	67.4	<10	<10	<5	<0.01	5	<5	4.9	<1

Certified By:

Results relate only to the items tested and to all the items tested

AGAT Laboratories
5623 McADAM ROAD
MISSISSAUGA, ONTARIO
CANADA L4Z 1N9
TEL (905)501-9998
FAX (905)501-0589
http://www.agatlabs.com

Certificate of Analysis

AGAT WORK ORDER: 12Y621323

PROJECT NO: THORN 2012 Batch # 11

CLIENT NAME: BRIXTON METALS CORPORATION

ATTENTION TO: GARY THOMPSON

Aqua Regia Digest - Metals Package, ICP-OES finish (201073)

DATE SAMPLED: Jul 17, 2012 | DATE RECEIVED: Jul 13, 2012 | DATE REPORTED: Aug 27, 2012 | SAMPLE TYPE: Drill Core

Analyte:	S	Sb	Sc	Se	Sn	Sr	Ta	Te	Th	Ti	Tl	U	V	W
Unit:	%	ppm	ppm	ppm	ppm	ppm	ppm	ppm	ppm	%	ppm	ppm	ppm	ppm
Sample Description RDL:	0.005	1	0.5	10	5	0.5	10	10	5	0.01	5	5	0.5	1
E5541952	4.76	76	1.7	<10	<5	138	<10	<10	<5	<0.01	8	<5	7.1	<1
E5541953	4.44	67	1.6	<10	<5	133	<10	<10	<5	<0.01	7	<5	6.5	<1
E5541954	5.71	52	1.2	<10	<5	110	<10	<10	<5	<0.01	7	<5	6.5	<1
E5541955	7.19	1370	0.7	<10	<5	88.0	<10	<10	<5	<0.01	6	<5	7.1	2
E5541956	3.95	79	1.4	<10	<5	82.3	<10	<10	<5	<0.01	6	<5	5.7	<1
E5541957	3.81	124	1.6	<10	<5	156	<10	<10	<5	<0.01	9	<5	6.2	<1
E5541958	4.26	49	1.4	<10	<5	153	<10	<10	<5	<0.01	8	<5	6.7	<1
E5541959	8.03	1190	1.4	<10	<5	107	<10	<10	<5	<0.01	8	<5	9.1	<1
E5541960	8.73	1180	1.3	<10	<5	119	<10	<10	<5	<0.01	7	<5	9.6	<1
E5541961	3.82	46	0.9	<10	<5	94.5	<10	<10	<5	<0.01	<5	<5	5.1	<1
E5541962	3.45	14	1.2	<10	<5	106	<10	<10	<5	<0.01	6	<5	6.3	<1
E5541963	5.17	36	1.2	<10	<5	87.3	<10	<10	<5	<0.01	<5	<5	5.5	<1
E5541964	5.25	19	1.0	<10	<5	75.2	<10	<10	<5	<0.01	<5	<5	5.0	<1
E5541965	6.05	15	1.3	<10	<5	90.7	<10	<10	<5	<0.01	<5	<5	5.6	<1
E5541966	0.035	3	5.9	<10	<5	99.8	<10	<10	<5	0.15	10	<5	50.8	<1
E5541967	3.79	11	1.2	<10	<5	95.6	<10	<10	<5	<0.01	5	<5	4.5	<1
E5541968	10.2	1190	1.5	<10	<5	148	<10	11	<5	<0.01	8	<5	8.3	<1
E5541969	7.56	38	2.1	<10	<5	183	<10	<10	<5	<0.01	9	<5	7.9	<1
E5541970	4.88	174	2.0	<10	<5	249	<10	<10	<5	<0.01	9	<5	9.2	<1
E5541971	4.52	105	1.8	<10	<5	226	<10	<10	<5	<0.01	8	<5	8.3	<1
E5541972	17.0	194	<0.5	190	59	15.8	<10	68	<5	<0.01	34	<5	23.3	686
E5541973	4.54	141	1.9	<10	<5	464	<10	<10	<5	<0.01	9	<5	10.7	<1
E5541974	4.94	199	2.0	<10	<5	335	<10	<10	<5	<0.01	9	<5	10.2	4

Certified By:

Results relate only to the items tested and to all the items tested

AGAT Laboratories

5623 McADAM ROAD
MISSISSAUGA, ONTARIO
CANADA L4Z 1N9
TEL (905)501-9998
FAX (905)501-0589
http://www.agatlabs.com

Certificate of Analysis

AGAT WORK ORDER: 12Y621323

PROJECT NO: THORN 2012 Batch # 11

CLIENT NAME: BRIXTON METALS CORPORATION

ATTENTION TO: GARY THOMPSON

Aqua Regia Digest - Metals Package, ICP-OES finish (201073)

DATE SAMPLED: Jul 17, 2012 | DATE RECEIVED: Jul 13, 2012 | DATE REPORTED: Aug 27, 2012 | SAMPLE TYPE: Drill Core

Analyte:	Y	Zn	Zr	Ag-Grav	Cu-OL	Zn Fusion	Pb-Fusion
Unit:	ppm	ppm	ppm	g/t	%	%	%
Sample Description RDL:	1	0.5	5	0.7	0.002	0.005	0.005
E5541806	3	231	5				
E5541807	2	96.1	<5				
E5541808	3	1200	6				
E5541809	3	>10000	<5	147	1.27	9.23	1.47
E5541860	3	1250	5				
E5541861	3	1160	5				
E5541862	3	1180	6				
E5541863	11	32.0	14				
E5541864	3	1220	6				
E5541865	3	1240	6				
E5541866	3	1210	6				
E5541867	3	1170	6				
E5541868	3	1210	6				
E5541869	3	1170	6				
E5541870	5	4280	7	143			
E5541871	6	2790	5				
E5541872	5	4300	6	145			
E5541873	5	4370	7	146			
E5541874	5	4320	7	146			
E5541875	5	4220	6	106			
E5541876	5	4440	7	150			
E5541877	5	4280	6	142			
E5541878	6	>10000	5	109		1.27	
E5541879	6	>10000	5	128		8.89	
E5541880	6	>10000	<5	99		1.26	
E5541881	5	>10000	<5	105		1.28	
E5541882	5	3080	<5				
E5541883	4	>10000	<5	153	1.24	8.86	1.41
E5541884	6	3250	5				
E5541885	5	3160	<5				
E5541886	5	3050	<5				
E5541887	12	34.9	15				

Certified By:

Results relate only to the items tested and to all the items tested

AGAT Laboratories

5623 McADAM ROAD
MISSISSAUGA, ONTARIO
CANADA L4Z 1N9
TEL (905)501-9998
FAX (905)501-0589
http://www.agatlabs.com

Certificate of Analysis

AGAT WORK ORDER: 12Y621323
PROJECT NO: THORN 2012 Batch # 11

CLIENT NAME: BRIXTON METALS CORPORATION

ATTENTION TO: GARY THOMPSON

Aqua Regia Digest - Metals Package, ICP-OES finish (201073)

DATE SAMPLED: Jul 17, 2012 | DATE RECEIVED: Jul 13, 2012 | DATE REPORTED: Aug 27, 2012 | SAMPLE TYPE: Drill Core

Analyte:	Y	Zn	Zr	Ag-Grav	Cu-OL	Zn Fusion	Pb-Fusion
Unit:	ppm	ppm	ppm	g/t	%	%	%
Sample Description RDL:	1	0.5	5	0.7	0.002	0.005	0.005
E5541888	5	3010	<5				
E5541889	5	3150	<5				
E5541890	5	3150	5				
E5541891	5	3750	<5				
E5541892	5	3080	<5				
E5541893	5	3180	5				
E5541894	5	3150	5				
E5541895	5	3220	<5				
E5541896	8	>10000	9	119		1.30	
E5541897	7	>10000	10	117		1.30	
E5541898	6	>10000	5	113		1.28	
E5541899	6	>10000	8			1.30	
E5541900	4	>10000	<5	166	1.29	9.13	1.52
E5541901	8	>10000	9	115		1.34	
E5541902	5	9880	6				
E5541903	7	>10000	9	115		1.31	
E5541904	7	>10000	10	114		1.26	
E5541905	7	>10000	9	114		1.27	
E5541906	13	42.2	9				
E5541907	7	>10000	9	109		1.29	
E5541908	6	>10000	9	180		2.12	
E5541909	6	>10000	10	180		2.14	
E5541910	6	>10000	9	177		2.14	
E5541911	6	>10000	6	183		2.13	
E5541912	6	>10000	7	204		2.17	
E5541913	6	>10000	10	172		2.11	
E5541914	6	>10000	8			2.19	
E5541915	7	>10000	7	216		1.16	
E5541916	7	9750	9	210			
E5541917	6	>10000	9	152		1.09	
E5541918	6	>10000	7	190		1.12	
E5541919	6	>10000	6	195		1.09	

Certified By:

Results relate only to the items tested and to all the items tested

AGAT Laboratories

5623 McADAM ROAD
MISSISSAUGA, ONTARIO
CANADA L4Z 1N9
TEL (905)501-9998
FAX (905)501-0589
http://www.agatlabs.com

Certificate of Analysis

AGAT WORK ORDER: 12Y621323

PROJECT NO: THORN 2012 Batch # 11

CLIENT NAME: BRIXTON METALS CORPORATION

ATTENTION TO: GARY THOMPSON

Aqua Regia Digest - Metals Package, ICP-OES finish (201073)

DATE SAMPLED: Jul 17, 2012 | DATE RECEIVED: Jul 13, 2012 | DATE REPORTED: Aug 27, 2012 | SAMPLE TYPE: Drill Core

Analyte:	Y	Zn	Zr	Ag-Grav	Cu-OL	Zn Fusion	Pb-Fusion
Unit:	ppm	ppm	ppm	g/t	%	%	%
Sample Description RDL:	1	0.5	5	0.7	0.002	0.005	0.005
E5541920	6	>10000	7	207		1.15	
E5541921	6	>10000	9			1.16	
E5541922	5	9920	8	185			
E5541923	5	2210	6				
E5541924	5	3610	6				
E5541925	11	55.3	13				
E5541926	6	>10000	7	189		1.21	
E5541927	2	3500	8				
E5541928	5	5560	6	312			
E5541929	5	3980	6	184			
E5541930	6	4960	<5	202			
E5541931	4	>10000	<5	161	1.17	8.66	1.43
E5541932	5	1770	5				
E5541933	5	5140	5	123			
E5541934	4	5130	6	142			
E5541935	5	3120	6				
E5541936	4	1710	<5				
E5541937	4	1900	<5				
E5541938	4	2370	5				
E5541939	4	2110	5				
E5541940	5	1010	<5				
E5541941	5	1890	<5	159			
E5541942	11	35.3	12				
E5541943	4	1400	5				
E5541944	5	1610	<5	161			
E5541945	5	2040	<5				
E5541946	4	1160	5				
E5541947	4	>10000	<5	160	1.28	8.83	1.43
E5541948	5	1520	<5				
E5541949	5	571	<5				
E5541950	4	1570	<5				
E5541951	3	1600	<5				

Certified By:

Results relate only to the items tested and to all the items tested

AGAT Laboratories

5623 McADAM ROAD
MISSISSAUGA, ONTARIO
CANADA L4Z 1N9
TEL (905)501-9998
FAX (905)501-0589
http://www.agatlabs.com

Certificate of Analysis

AGAT WORK ORDER: 12Y621323
PROJECT NO: THORN 2012 Batch # 11

CLIENT NAME: BRIXTON METALS CORPORATION

ATTENTION TO: GARY THOMPSON

Aqua Regia Digest - Metals Package, ICP-OES finish (201073)

DATE SAMPLED: Jul 17, 2012 | DATE RECEIVED: Jul 13, 2012 | DATE REPORTED: Aug 27, 2012 | SAMPLE TYPE: Drill Core

Analyte:	Y	Zn	Zr	Ag-Grav	Cu-OL	Zn Fusion	Pb-Fusion
Unit:	ppm	ppm	ppm	g/t	%	%	%
Sample Description RDL:	1	0.5	5	0.7	0.002	0.005	0.005
E5541952	6	3780	<5				
E5541953	6	3450	<5				
E5541954	4	3210	<5				
E5541955	4	5870	<5	159			
E5541956	4	1450	<5				
E5541957	5	1390	<5				
E5541958	5	1770	<5				
E5541959	5	1810	<5				
E5541960	5	1820	<5				
E5541961	3	565	<5				
E5541962	4	692	<5				
E5541963	4	447	<5				
E5541964	3	1850	<5				
E5541965	4	856	<5				
E5541966	11	37.6	15				
E5541967	4	802	<5				
E5541968	5	3030	<5	104			
E5541969	6	217	5				
E5541970	7	56.5	<5				
E5541971	6	183	<5				
E5541972	4	>10000	<5	156	1.29	9.39	1.53
E5541973	7	403	<5				
E5541974	7	4820	<5				

Comments: RDL - Reported Detection Limit

Certified By:

Results relate only to the items tested and to all the items tested

AGAT Laboratories
5623 McADAM ROAD
MISSISSAUGA, ONTARIO
CANADA L4Z 1N9
TEL (905)501-9998
FAX (905)501-0589
http://www.agatlabs.com

Certificate of Analysis

AGAT WORK ORDER: 12Y621323

PROJECT NO: THORN 2012 Batch # 11

CLIENT NAME: BRIXTON METALS CORPORATION

ATTENTION TO: GARY THOMPSON

Fire Assay - Trace Au, ICP-OES finish (202052)

DATE SAMPLED: Jul 17, 2012 | DATE RECEIVED: Jul 13, 2012 | DATE REPORTED: Aug 27, 2012 | SAMPLE TYPE: Drill Core

Analyte:	Sample Login Weight	Au
Unit:	kg	ppm
Sample Description RDL:	0.01	0.001
E5541806	2.09	0.759
E5541807	1.88	0.287
E5541808	2.78	0.635
E5541809	0.15	2.08
E5541860	1.84	0.633
E5541861	1.03	0.610
E5541862	2.12	0.642
E5541863	0.41	0.004
E5541864	2.28	0.617
E5541865	1.80	0.619
E5541866	1.14	0.667
E5541867	1.76	0.636
E5541868	2.23	0.631
E5541869	2.04	0.647
E5541870	1.35	1.48
E5541871	1.94	0.465
E5541872	2.29	1.40
E5541873	DUP	1.39
E5541874	1.66	1.45
E5541875	2.32	1.48
E5541876	2.13	1.44
E5541877	2.27	1.40
E5541878	2.16	0.967
E5541879	2.41	0.971
E5541880	2.46	1.04
E5541881	2.09	0.987
E5541882	2.32	2.64
E5541883	0.15	2.09
E5541884	2.42	2.52
E5541885	2.22	2.36
E5541886	1.93	2.48

Certified By:

Results relate only to the items tested and to all the items tested

AGAT Laboratories
5623 McADAM ROAD
MISSISSAUGA, ONTARIO
CANADA L4Z 1N9
TEL (905)501-9998
FAX (905)501-0589
http://www.agatlabs.com

Certificate of Analysis

AGAT WORK ORDER: 12Y621323

PROJECT NO: THORN 2012 Batch # 11

CLIENT NAME: BRIXTON METALS CORPORATION

ATTENTION TO: GARY THOMPSON

Fire Assay - Trace Au, ICP-OES finish (202052)

DATE SAMPLED: Jul 17, 2012 | DATE RECEIVED: Jul 13, 2012 | DATE REPORTED: Aug 27, 2012 | SAMPLE TYPE: Drill Core

Analyte:	Sample Login Weight	Au
Unit:	kg	ppm
Sample Description RDL:	0.01	0.001
E5541887	0.40	0.006
E5541888	2.66	2.51
E5541889	1.94	2.53
E5541890	2.46	2.55
E5541891	DUP	2.87
E5541892	2.27	2.56
E5541893	2.15	2.55
E5541894	2.24	3.15
E5541895	2.30	2.70
E5541896	2.40	1.01
E5541897	2.17	1.00
E5541898	2.81	0.982
E5541899	2.00	0.980
E5541900	0.15	1.73
E5541901	2.24	0.969
E5541902	2.18	1.04
E5541903	2.11	0.983
E5541904	2.20	0.983
E5541905	2.08	0.962
E5541906	0.40	0.004
E5541907	2.24	0.954
E5541908	2.21	1.78
E5541909	2.56	1.90
E5541910	2.99	1.95
E5541911	1.74	1.86
E5541912	2.36	1.72
E5541913	2.15	1.80
E5541914	2.34	1.75
E5541915	2.46	1.91
E5541916	2.12	2.01
E5541917	2.32	2.08

Certified By:

Results relate only to the items tested and to all the items tested

AGAT Laboratories
5623 McADAM ROAD
MISSISSAUGA, ONTARIO
CANADA L4Z 1N9
TEL (905)501-9998
FAX (905)501-0589
http://www.agatlabs.com

Certificate of Analysis

AGAT WORK ORDER: 12Y621323

PROJECT NO: THORN 2012 Batch # 11

CLIENT NAME: BRIXTON METALS CORPORATION

ATTENTION TO: GARY THOMPSON

Fire Assay - Trace Au, ICP-OES finish (202052)

DATE SAMPLED: Jul 17, 2012 | DATE RECEIVED: Jul 13, 2012 | DATE REPORTED: Aug 27, 2012 | SAMPLE TYPE: Drill Core

Analyte:	Sample Login Weight	Au
Unit:	kg	ppm
Sample Description RDL:	0.01	0.001
E5541918	DUP	2.06
E5541919	1.84	2.15
E5541920	2.41	2.08
E5541921	2.38	1.89
E5541922	2.28	1.66
E5541923	2.30	0.593
E5541924	2.35	0.719
E5541925	0.34	0.005
E5541926	2.36	0.831
E5541927	2.19	0.735
E5541928	2.34	0.881
E5541929	2.15	0.548
E5541930	1.61	0.679
E5541931	0.15	2.15
E5541932	2.24	0.460
E5541933	2.47	0.691
E5541934	2.10	0.953
E5541935	2.30	0.582
E5541936	2.35	0.499
E5541937	DUP	0.375
E5541938	2.30	0.352
E5541939	2.18	0.243
E5541940	2.25	0.775
E5541941	2.45	1.97
E5541942	0.35	0.033
E5541943	2.04	1.37
E5541944	2.39	4.30
E5541945	2.10	0.462
E5541946	2.28	0.308
E5541947	0.15	2.21
E5541948	2.25	0.572

Certified By:

Results relate only to the items tested and to all the items tested

AGAT Laboratories
5623 McADAM ROAD
MISSISSAUGA, ONTARIO
CANADA L4Z 1N9
TEL (905)501-9998
FAX (905)501-0589
http://www.agatlabs.com

Certificate of Analysis

AGAT WORK ORDER: 12Y621323

PROJECT NO: THORN 2012 Batch # 11

CLIENT NAME: BRIXTON METALS CORPORATION

ATTENTION TO: GARY THOMPSON

Fire Assay - Trace Au, ICP-OES finish (202052)

DATE SAMPLED: Jul 17, 2012 | DATE RECEIVED: Jul 13, 2012 | DATE REPORTED: Aug 27, 2012 | SAMPLE TYPE: Drill Core

Analyte:	Sample Login Weight	Au
Unit:	kg	ppm
Sample Description RDL:	0.01	0.001
E5541949	2.32	1.40
E5541950	2.35	2.15
E5541951	2.23	0.227
E5541952	2.30	0.209
E5541953	DUP	0.220
E5541954	1.69	0.149
E5541955	2.86	0.274
E5541956	2.37	0.253
E5541957	2.07	0.423
E5541958	2.07	0.144
E5541959	2.40	1.38
E5541960	DUP	1.50
E5541961	2.31	0.123
E5541962	2.26	0.046
E5541963	2.35	0.188
E5541964	2.42	0.081
E5541965	2.20	0.097
E5541966	0.52	0.003
E5541967	2.22	0.104
E5541968	2.23	0.995
E5541969	2.24	0.296
E5541970	2.32	0.287
E5541971	1.55	0.180
E5541972	0.15	1.98
E5541973	2.60	0.290
E5541974	2.75	0.184

Comments: RDL - Reported Detection Limit

Certified By:

Results relate only to the items tested and to all the items tested

AGAT Laboratories
5623 McADAM ROAD
MISSISSAUGA, ONTARIO
CANADA L4Z 1N9
TEL (905)501-9998
FAX (905)501-0589
http://www.agatlabs.com

Quality Assurance

CLIENT NAME: BRIXTON METALS CORPORATION
AGAT WORK ORDER: 12Y621323
PROJECT NO: THORN 2012 Batch # 11
ATTENTION TO: GARY THOMPSON

Solid Analysis

RPT Date: Aug 27, 2012		REPLICATE				Method Blank	REFERENCE MATERIAL				
PARAMETER	Batch	Sample Id	Original	Rep #1	RPD		Result Value	Expect Value	Recovery	Acceptable Limits	
										Lower	Upper
Fire Assay - Trace Au, ICP-OES finish (202052)											
Au	1	3525755	0.759	0.732	3.6%	< 0.001	0.241	0.263	92%	90%	110%
Fire Assay - Trace Au, ICP-OES finish (202052)											
Au	1	3525768	0.647	0.657	1.5%	< 0.001	1.55	1.52	102%	90%	110%
Fire Assay - Trace Au, ICP-OES finish (202052)											
Au	1	3525781	2.64	2.05	25.2%	< 0.001	0.261	0.263	99%	90%	110%
Fire Assay - Trace Au, ICP-OES finish (202052)											
Au	1	3525794	2.70	2.51	7.3%	< 0.001				90%	110%
Fire Assay - Trace Au, ICP-OES finish (202052)											
Au	1	3525807	1.78	1.84	3.3%	< 0.001				90%	110%
Fire Assay - Trace Au, ICP-OES finish (202052)											
Au	1	3525820	1.89	2.10	10.5%	< 0.001				90%	110%
Aqua Regia Digest - Metals Package, ICP-OES finish (201073)											
Ag	1	3525807	146	176	18.6%	< 0.2				80%	120%
Al	1	3525755	0.64	0.62	3.2%	< 0.01	0.461	0.359	128%	80%	120%
As	1	3525807	3230	3200	0.9%	< 1				80%	120%
B	1	3525755	< 5	< 5	0.0%	< 5				80%	120%
Ba	1	3525755	66	71	7.3%	< 1				80%	120%
Be	1	3525807	0.6	0.5	18.2%	< 0.5				80%	120%
Bi	1	3525807	24	18	28.6%	< 1				80%	120%
Ca	1	3525807	0.560	0.606	7.9%	< 0.01				80%	120%
Cd	1	3525807	180	181	0.6%	< 0.5				80%	120%
Ce	1	3525807	13	12	8.0%	< 1				80%	120%
Co	1	3525807	5.10	5.86	13.9%	< 0.5	6.3	5.0	126%	80%	120%
Cr	1	3525807	139	132	5.2%	< 0.5				80%	120%
Cu	1	3525807	2210	2000	10.0%	< 0.5	3854	4700	82%	80%	120%
Fe	1	3525807	4.82	5.16	6.8%	< 0.01				80%	120%
Ga	1	3525755	< 5	< 5	0.0%	< 5				80%	120%
Hg	1	3525807	< 1	< 1	0.0%	< 1	1.6	1.3	127%	80%	120%
In	1	3525807	27	21	25.0%	< 1				80%	120%
K	1	3525755	0.42	0.41	2.4%	< 0.01				80%	120%
La	1	3525807	13	12	8.0%	< 1				80%	120%
Li	1	3525807	< 1	< 1	0.0%	< 1				80%	120%
Mg	1	3525807	0.150	0.121	21.4%	< 0.01				80%	120%
Mn	1	3525807	436	410	6.1%	< 1				80%	120%
Mo	1		1.2	0.9	28.6%	< 0.5	354	280	126%	80%	120%
Na	1	3525755	0.01	0.01	0.0%	< 0.01				80%	120%
Ni	1	3525807	3.21	3.68	13.6%	< 0.5				80%	120%
P	1	3525807	695	646	7.3%	< 10	518	600	86%	80%	120%
Pb	1	3525807	2720	2670	1.9%	< 0.5				80%	120%
Rb	1	3525755	27	27	0.0%	< 10	14	13	107%	80%	120%

Results relate only to the items tested and to all the items tested

AGAT Laboratories
5623 McADAM ROAD
MISSISSAUGA, ONTARIO
CANADA L4Z 1N9
TEL (905)501-9998
FAX (905)501-0589
http://www.agatlabs.com

Quality Assurance

CLIENT NAME: BRIXTON METALS CORPORATION
AGAT WORK ORDER: 12Y621323
PROJECT NO: THORN 2012 Batch # 11
ATTENTION TO: GARY THOMPSON

Solid Analysis (Continued)

RPT Date: Aug 27, 2012		REPLICATE				Method Blank	REFERENCE MATERIAL				
PARAMETER	Batch	Sample Id	Original	Rep #1	RPD		Result Value	Expect Value	Recovery	Acceptable Limits Lower	Acceptable Limits Upper
S	1	3525807	6.42	6.16	4.1%	< 0.005	0.97	0.80	121%	80%	120%
Sb	1	3525807	832	729	13.2%	< 1				80%	120%
Sc	1	3525755	1.2	1.2	0.0%	< 0.5				80%	120%
Se	1	3525807	< 10	< 10	0.0%	< 10				80%	120%
Sn	1	3525807	< 5	< 5	0.0%	< 5				80%	120%
Sr	1	3525807	135	126	6.9%	< 0.5	297	390	76%	80%	120%
Ta	1	3525807	< 10	< 10	0.0%	< 10				80%	120%
Te	1	3525807	32	28	13.3%	< 10				80%	120%
Th	1	3525755	< 5	< 5	0.0%	< 5	1.2	1.4	83%	80%	120%
Ti	1	3525755	< 0.01	< 0.01	0.0%	< 0.01				80%	120%
Tl	1	3525807	10	9	10.5%	< 5				80%	120%
U	1	3525807	< 5	< 5	0.0%	< 5				80%	120%
V	1	3525755	9.1	9.2	1.1%	< 0.5				80%	120%
W	1	3525807	63	73	14.7%	< 1				80%	120%
Y	1	3525807	6	5	18.2%	< 1				80%	120%
Zn	1	3525807	17600	17000	3.5%	< 0.5				80%	120%
Zr	1	3525755	5	5	0.0%	< 5				80%	120%
Aqua Regia Digest - Metals Package, ICP-OES finish (201073)											
Ag	1	3525832	123	124	0.8%	< 0.2				80%	120%
Al	1	3525832	0.59	0.53	10.7%	< 0.01				80%	120%
As	1	3525832	2450	2380	2.9%	< 1				80%	120%
B	1	3525832	< 5	< 5	0.0%	< 5	6.45	7.00	92%	80%	120%
Ba	1	3525832	31	32	3.2%	< 1				80%	120%
Be	1	3525832	< 0.5	< 0.5	0.0%	< 0.5				80%	120%
Bi	1	3525832	12	15	22.2%	< 1				80%	120%
Ca	1	3525832	0.28	0.25	11.3%	< 0.01				80%	120%
Cd	1	3525832	37.1	36.0	3.0%	< 0.5				80%	120%
Ce	1	3525832	13	10	26.1%	< 1				80%	120%
Co	1	3525832	7.6	7.3	4.0%	< 0.5	6.2	5.0	123%	80%	120%
Cr	1	3525832	55.7	50.4	10.0%	< 0.5				80%	120%
Cu	1	3525832	419	413	1.4%	< 0.5	3815	4700	81%	80%	120%
Fe	1	3525832	7.82	6.94	11.9%	< 0.01				80%	120%
Ga	1	3525832	< 5	< 5	0.0%	< 5				80%	120%
Hg	1	3525832	< 1	< 1	0.0%	< 1	1	1.3	80%	80%	120%
In	1	3525781	< 1	2		< 1				80%	120%
K	1	3525832	0.366	0.337	8.3%	< 0.01				80%	120%
La	1	3525832	14	13	7.4%	< 1				80%	120%
Li	1	3525832	< 1	< 1	0.0%	< 1				80%	120%
Mg	1	3525832	0.048	0.044	8.7%	< 0.01				80%	120%
Mn	1	3525832	176	171	2.9%	< 1				80%	120%
Mo	1	3525781	1.99	2.06	3.5%	< 0.5				80%	120%
Na	1	3525832	0.01	0.01	0.0%	< 0.01				80%	120%
Ni	1	3525832	2.98	2.74	8.4%	< 0.5				80%	120%
P	1	3525832	671	711	5.8%	< 10	535	600	89%	80%	120%

Results relate only to the items tested and to all the items tested

AGAT Laboratories
5623 McADAM ROAD
MISSISSAUGA, ONTARIO
CANADA L4Z 1N9
TEL (905)501-9998
FAX (905)501-0589
http://www.agatlabs.com

Quality Assurance

CLIENT NAME: BRIXTON METALS CORPORATION
AGAT WORK ORDER: 12Y621323
PROJECT NO: THORN 2012 Batch # 11
ATTENTION TO: GARY THOMPSON

Solid Analysis (Continued)

RPT Date: Aug 27, 2012		REPLICATE					REFERENCE MATERIAL				
PARAMETER	Batch	Sample Id	Original	Rep #1	RPD	Method Blank	Result Value	Expect Value	Recovery	Acceptable Limits Lower	Acceptable Limits Upper
Pb	1	3525832	3170	3130	1.3%	< 0.5				80%	120%
Rb	1	3525832	27	25	7.7%	< 10	13	13	99%	80%	120%
S	1	3525832	8.30	8.34	0.5%	< 0.005	1.02	0.80	128%	80%	120%
Sb	1	3525832	329	342	3.9%	< 1				80%	120%
Sc	1	3525832	1.4	1.5	6.9%	< 0.5				80%	120%
Se	1	3525832	< 10	< 10	0.0%	< 10				80%	120%
Sn	1	3525832	< 5	< 5	0.0%	< 5				80%	120%
Sr	1	3525832	52.4	49.8	5.1%	< 0.5	311	390	80%	80%	120%
Ta	1	3525832	< 10	< 10	0.0%	< 10				80%	120%
Te	1	3525832	12	10	18.2%	< 10				80%	120%
Th	1	3525781	4	5	22.2%	< 5				80%	120%
Ti	1	3525832	< 0.01	< 0.01	0.0%	< 0.01				80%	120%
Tl	1	3525832	6	7	15.4%	< 5				80%	120%
U	1	3525832	< 5	< 5	0.0%	< 5				80%	120%
V	1	3525832	10.2	8.72	15.6%	< 0.5				80%	120%
W	1	3525832	< 1	< 1	0.0%	< 1				80%	120%
Y	1	3525832	5	4	22.2%	< 1				80%	120%
Zn	1	3525832	5140	5010	2.6%	< 0.5				80%	120%
Zr	1	3525832	5	6	18.2%	< 5				80%	120%
Aqua Regia Digest - Metals Package, ICP-OES finish (201073)											
Al	1					< 0.01	0.458	0.359	128%	80%	120%
B	1					< 5	5.35	7.00	76%	80%	120%
Co	1					< 0.5	6.1	5.0	122%	80%	120%
Cu	1					< 0.5	3764	4700	80%	80%	120%
Hg	1					< 1	1.1	1.3	88%	80%	120%
P	1					< 10	533	600	89%	80%	120%
Rb	1					< 10	16	13	125%	80%	120%
S	1					< 0.005	0.98	0.80	123%	80%	120%
Sr	1					< 0.5	300	390	77%	80%	120%
Th	1					< 5	1.3	1.4	90%	80%	120%
Aqua Regia Digest - Metals Package, ICP-OES finish (201073)											
Co	1					< 0.5	6.4	5.0	127%	80%	120%
Cu	1					< 0.5	3698	4700	79%	80%	120%
Hg	1					< 1	1.2	1.3	90%	80%	120%
P	1					< 10	547	600	91%	80%	120%
Rb	1					< 10	13	13	102%	80%	120%
S	1					< 0.005	1.02	0.80	128%	80%	120%
Sr	1					< 0.5	277	390	71%	80%	120%
Ag-Grav	1					< 0.7	125	116	107%	90%	110%
Aqua Regia Digest - Metals Package, ICP-OES finish (201073)											
Ag-Grav	1					< 0.7	1693	1658	102%	90%	110%

Results relate only to the items tested and to all the items tested

5623 McADAM ROAD
MISSISSAUGA, ONTARIO
CANADA L4Z 1N9
TEL (905)501-9998
FAX (905)501-0589
http://www.agatlabs.com

Quality Assurance

CLIENT NAME: BRIXTON METALS CORPORATION

AGAT WORK ORDER: 12Y621323

PROJECT NO: THORN 2012 Batch # 11

ATTENTION TO: GARY THOMPSON

Solid Analysis (Continued)

RPT Date: Aug 27, 2012		REPLICATE				Method Blank	REFERENCE MATERIAL				
PARAMETER	Batch	Sample Id	Original	Rep #1	RPD		Result Value	Expect Value	Recovery	Acceptable Limits	
										Lower	Upper

Certified By:

Results relate only to the items tested and to all the items tested

AGAT Laboratories

5623 McADAM ROAD
MISSISSAUGA, ONTARIO
CANADA L4Z 1N9
TEL (905)501-9998
FAX (905)501-0589
http://www.agatlabs.com

Method Summary

CLIENT NAME: BRIXTON METALS CORPORATION

AGAT WORK ORDER: 12Y621323

PROJECT NO: THORN 2012 Batch # 11

ATTENTION TO: GARY THOMPSON

PARAMETER	AGAT S.O.P	LITERATURE REFERENCE	ANALYTICAL TECHNIQUE
Solid Analysis			
Ag	MIN-200-12020		ICP/OES
Al	MIN-200-12020		ICP/OES
As	MIN-200-12020		ICP/OES
B	MIN-200-12020		ICP/OES
Ba	MIN-200-12020		ICP/OES
Be	MIN-200-12020		ICP/OES
Bi	MIN-200-12020		ICP/OES
Ca	MIN-200-12020		ICP/OES
Cd	MIN-200-12020		ICP/OES
Ce	MIN-200-12020		ICP/OES
Co	MIN-200-12020		ICP/OES
Cr	MIN-200-12020		ICP/OES
Cu	MIN-200-12020		ICP/OES
Fe	MIN-200-12020		ICP/OES
Ga	MIN-200-12020		ICP/OES
Hg	MIN-200-12020		ICP/OES
In	MIN-200-12020		ICP/OES
K	MIN-200-12020		ICP/OES
La	MIN-200-12020		ICP/OES
Li	MIN-200-12020		ICP/OES
Mg	MIN-200-12020		ICP/OES
Mn	MIN-200-12020		ICP/OES
Mo	MIN-200-12020		ICP/OES
Na	MIN-200-12020		ICP/OES
Ni	MIN-200-12020		ICP/OES
P	MIN-200-12020		ICP/OES
Pb	MIN-200-12020		ICP/OES
Rb	MIN-200-12020		ICP/OES
S	MIN-200-12020		ICP/OES
Sb	MIN-200-12020		ICP/OES
Sc	MIN-200-12020		ICP/OES
Se	MIN-200-12020		ICP/OES
Sn	MIN-200-12020		ICP/OES
Sr	MIN-200-12020		ICP/OES
Ta	MIN-200-12020		ICP/OES
Te	MIN-200-12020		ICP/OES
Th	MIN-200-12020		ICP/OES
Ti	MIN-200-12020		ICP/OES
Tl	MIN-200-12020		ICP/OES
U	MIN-200-12020		ICP/OES
V	MIN-200-12020		ICP/OES
W	MIN-200-12020		ICP/OES
Y	MIN-200-12020		ICP/OES
Zn	MIN-200-12020		ICP/OES
Zr	MIN-200-12020		ICP/OES
Ag-Grav			GRAVIMETRIC
Cu-OL	MIN-200-12001		ICP/OES
Zn Fusion	MIN-200-12001		ICP/OES
Pb-Fusion	MIN-200-12001		ICP/OES

Results relate only to the items tested and to all the items tested

5623 McADAM ROAD
MISSISSAUGA, ONTARIO
CANADA L4Z 1N9
TEL (905)501-9998
FAX (905)501-0589
http://www.agatlabs.com

Method Summary

CLIENT NAME: BRIXTON METALS CORPORATION

AGAT WORK ORDER: 12Y621323

PROJECT NO: THORN 2012 Batch # 11

ATTENTION TO: GARY THOMPSON

PARAMETER	AGAT S.O.P	LITERATURE REFERENCE	ANALYTICAL TECHNIQUE
Sample Login Weight	MIN-12009		BALANCE
Au	MIN-200-12006	BUGBEE, E: A Textbook of Fire Assaying	ICP-OES

Results relate only to the items tested and to all the items tested

AGAT Laboratories

5623 McADAM ROAD
MISSISSAUGA, ONTARIO
CANADA L4Z 1N9
TEL (905)501-9998
FAX (905)501-0589
http://www.agatlabs.com

CLIENT NAME: BRIXTON METALS CORPORATION
1411-409 GRANVILLE ST.
VANCOUVER, BC V6C1T2
(604) 630-9707

ATTENTION TO: GARY THOMPSON

PROJECT NO: THORN 2012 Batch # 5

AGAT WORK ORDER: 12Y621452

SOLID ANALYSIS REVIEWED BY: David Tye, General Manager, Mining Operations

DATE REPORTED: Aug 31, 2012

PAGES (INCLUDING COVER): 22

Should you require any information regarding this analysis please contact your client services representative at (905) 501-9998

*NOTES
VERSION 3:Revised Version: All samples re-analyzed and reported on 03/09/2012

All samples are stored at no charge for 90 days. Please contact the lab if you require additional sample storage time.

Results relate only to the items tested and to all the items tested

AGAT Laboratories

5623 McADAM ROAD
MISSISSAUGA, ONTARIO
CANADA L4Z 1N9
TEL (905)501-9998
FAX (905)501-0589
http://www.agatlabs.com

Certificate of Analysis

AGAT WORK ORDER: 12Y621452
PROJECT NO: THORN 2012 Batch # 5

CLIENT NAME: BRIXTON METALS CORPORATION

ATTENTION TO: GARY THOMPSON

Aqua Regia Digest - Metals Package, ICP-OES finish (201073)

DATE SAMPLED: Jul 18, 2012 | DATE RECEIVED: Jul 13, 2012 | DATE REPORTED: Aug 31, 2012 | SAMPLE TYPE: Rock

Analyte:	Ag	Al	As	B	Ba	Be	Bi	Ca	Cd	Ce	Co	Cr	Cu	Fe
Unit:	ppm	%	ppm	ppm	ppm	ppm	ppm	%	ppm	ppm	ppm	ppm	ppm	%
Sample Description RDL:	0.2	0.01	1	5	1	0.5	1	0.01	0.5	1	0.5	0.5	0.5	0.01
E5541402	>100	0.47	3530	<5	26	<0.5	<1	0.13	64.6	28	9.0	40.1	1200	7.56
E5541403	>100	0.21	3860	<5	20	<0.5	7	0.01	27.8	22	6.0	25.3	631	7.19
E5541404	>100	0.39	3400	<5	48	<0.5	<1	0.11	24.7	33	7.9	<0.5	246	8.99
E5541405	0.8	0.70	11	<5	101	1.0	<1	0.97	<0.5	35	14.9	61.6	17.1	2.96
E5541406	18.6	0.30	3080	<5	75	<0.5	<1	0.10	<0.5	29	9.1	1.1	65.6	3.09
E5541407	>100	0.31	1190	<5	21	<0.5	53	1.63	482	4	30.3	11.3	>10000	16.0
E5541408	62.4	0.38	2680	<5	46	<0.5	<1	0.14	<0.5	36	6.3	26.1	436	3.62
E5541409	74.5	0.30	3050	<5	23	<0.5	<1	<0.01	<0.5	20	7.8	<0.5	810	8.91
E5541410	>100	0.39	3550	<5	25	<0.5	<1	0.02	<0.5	22	6.0	44.7	1050	11.8
E5541411	>100	0.33	3460	<5	37	<0.5	<1	0.23	2.5	25	5.5	<0.5	273	8.33
E5541412	>100	0.37	2930	<5	45	<0.5	<1	0.31	<0.5	29	7.8	49.6	258	6.88
E5541413	1.1	0.63	18	<5	111	0.9	<1	0.83	<0.5	27	12.5	16.3	10.6	2.47
E5541414	>100	0.26	3890	<5	43	<0.5	<1	0.41	<0.5	25	6.7	<0.5	267	6.31
E5541415	>100	0.31	4500	<5	39	<0.5	5	0.55	<0.5	22	5.7	35.5	423	8.77
E5541416	>100	0.31	4500	<5	38	<0.5	1	0.57	<0.5	21	5.4	<0.5	409	9.05
E5541417	35.2	0.31	2520	<5	44	<0.5	<1	0.51	<0.5	25	5.2	36.6	120	3.49
E5541418	79.8	0.30	3860	<5	39	<0.5	<1	0.47	<0.5	21	5.1	<0.5	154	5.99
E5541419	66.6	0.32	2950	<5	48	<0.5	<1	0.55	<0.5	26	5.7	34.5	215	4.55
E5541420	29.6	0.31	2140	<5	33	<0.5	<1	0.58	<0.5	26	6.3	0.8	133	3.88
E5541421	>100	0.30	2020	<5	32	<0.5	11	0.31	<0.5	23	5.0	30.6	496	5.21
E5541422	>100	0.27	2580	<5	25	<0.5	15	0.25	<0.5	25	6.7	<0.5	1260	7.36
E5541423	>100	0.53	2690	<5	92	<0.5	<1	0.62	<0.5	27	6.3	39.6	1010	8.28
E5541424	84.2	0.33	2180	<5	49	<0.5	<1	0.40	<0.5	27	10.3	1.2	379	3.08
E5541425	91.5	0.35	2490	<5	53	<0.5	<1	0.44	<0.5	30	8.3	40.0	371	3.09
E5541426	>100	0.31	2900	<5	43	<0.5	3	0.45	<0.5	23	6.4	34.1	1420	5.28
E5541427	>100	0.37	2060	<5	54	<0.5	10	0.64	<0.5	29	6.8	39.5	1580	5.53
E5541428	>100	0.33	2010	<5	64	<0.5	10	0.86	<0.5	30	6.7	1.9	939	4.27
E5541429	3.3	0.32	634	<5	80	<0.5	<1	1.37	<0.5	24	7.4	35.6	11.0	2.24
E5541430	<0.2	0.55	2	<5	99	0.8	<1	0.77	<0.5	26	11.5	48.8	8.8	2.14
E5541431	0.8	0.31	186	<5	56	<0.5	<1	1.85	<0.5	24	7.4	18.8	16.7	2.43
E5541432	25.0	0.40	2600	<5	206	<0.5	<1	1.12	<0.5	25	6.9	1.3	109	2.43
E5541433	>100	0.31	2320	<5	24	<0.5	13	0.27	<0.5	17	6.8	36.4	2430	5.44

Certified By:

Results relate only to the items tested and to all the items tested

AGAT Laboratories

5623 McADAM ROAD
MISSISSAUGA, ONTARIO
CANADA L4Z 1N9
TEL (905)501-9998
FAX (905)501-0589
http://www.agatlabs.com

Certificate of Analysis

AGAT WORK ORDER: 12Y621452
PROJECT NO: THORN 2012 Batch # 5

CLIENT NAME: BRIXTON METALS CORPORATION

ATTENTION TO: GARY THOMPSON

Aqua Regia Digest - Metals Package, ICP-OES finish (201073)

DATE SAMPLED: Jul 18, 2012 | DATE RECEIVED: Jul 13, 2012 | DATE REPORTED: Aug 31, 2012 | SAMPLE TYPE: Rock

Analyte:	Ag	Al	As	B	Ba	Be	Bi	Ca	Cd	Ce	Co	Cr	Cu	Fe
Unit:	ppm	%	ppm	ppm	ppm	ppm	ppm	%	ppm	ppm	ppm	ppm	ppm	%
Sample Description RDL:	0.2	0.01	1	5	1	0.5	1	0.01	0.5	1	0.5	0.5	0.5	0.01
E5541434	>100	0.35	3260	<5	41	<0.5	3	0.30	<0.5	16	6.3	<0.5	4380	5.93
E5541435	>100	0.38	2890	<5	46	<0.5	<1	0.46	<0.5	24	6.0	33.0	3680	7.89
E5541436	15.3	0.40	1660	<5	93	0.5	<1	1.10	<0.5	26	9.4	1.3	129	3.24
E5541437	>100	0.29	1010	<5	11	<0.5	37	1.43	416	4	26.2	9.3	>10000	15.2
E5541438	29.0	0.38	2320	<5	70	<0.5	<1	0.67	<0.5	23	7.3	32.6	633	2.90
E5541439	>100	0.36	4070	<5	50	<0.5	4	0.35	<0.5	19	6.2	<0.5	2450	6.96
E5541440	16.2	0.35	1490	<5	42	<0.5	<1	0.21	<0.5	14	5.4	35.5	160	3.44
E5541441	11.0	0.34	1400	<5	54	<0.5	<1	0.56	31.8	15	6.6	1.4	76.0	3.36
E5541442	6.3	0.39	1460	<5	63	<0.5	<1	0.66	25.1	22	7.1	34.0	26.3	3.81
E5541443	6.9	0.49	1260	<5	83	<0.5	<1	0.75	22.4	26	6.4	1.6	18.1	3.79
E5541444	5.8	0.45	854	<5	68	<0.5	<1	1.17	18.9	24	6.3	37.9	13.3	3.82
E5541445	5.4	0.35	761	<5	56	<0.5	<1	1.02	16.4	21	5.7	1.1	10.9	3.44
E5541446	4.8	0.33	842	<5	51	<0.5	<1	0.28	18.4	22	6.2	34.1	28.4	2.95
E5541447	6.1	0.31	903	<5	57	<0.5	<1	0.32	12.3	19	6.5	1.1	41.3	3.58
E5541448	4.5	0.37	688	<5	67	<0.5	<1	0.24	1.5	22	5.9	35.9	30.1	3.96
E5541449	9.4	0.37	1290	<5	79	0.5	<1	1.05	<0.5	18	5.4	2.4	27.8	3.95
E5541450	11.4	0.35	1180	<5	79	0.5	<1	1.68	<0.5	18	5.1	2.5	37.9	3.10
E5541451	12.0	0.31	1970	5	57	<0.5	<1	1.14	<0.5	16	8.3	0.8	40.7	4.38
E5541452	8.7	0.42	1860	<5	77	<0.5	<1	0.95	<0.5	17	7.8	34.6	33.9	4.87
E5541453	>100	0.32	1190	<5	24	<0.5	52	1.64	487	5	30.5	11.0	>10000	16.2
E5541454	7.8	0.41	1610	<5	52	0.6	<1	0.95	<0.5	19	11.4	1.1	34.6	4.96
E5541455	2.6	0.44	586	<5	89	0.5	<1	0.44	<0.5	24	7.1	39.7	8.2	3.35
E5541456	1.0	0.42	242	<5	94	<0.5	<1	0.39	<0.5	25	5.7	2.8	2.7	2.18
E5541457	2.4	0.37	1160	<5	96	<0.5	<1	0.40	<0.5	19	6.9	46.4	8.7	3.70
E5541458	0.8	0.39	899	<5	144	<0.5	<1	0.36	<0.5	20	6.4	2.8	2.8	2.55
E5541459	1.8	0.39	397	<5	81	<0.5	<1	0.47	<0.5	21	6.0	46.0	5.7	2.78
E5541460	0.9	0.40	1010	<5	91	<0.5	<1	0.97	<0.5	18	6.2	2.3	7.2	2.91
E5541461	1.1	0.40	982	<5	99	<0.5	<1	2.00	<0.5	17	5.8	39.6	3.9	2.46
E5541462	0.9	0.40	680	<5	218	<0.5	<1	1.53	<0.5	20	5.4	2.4	2.6	2.42
E5541463	1.2	0.39	1420	<5	109	<0.5	<1	1.35	<0.5	16	5.1	32.8	3.1	2.20
E5541464	0.9	0.40	763	<5	119	0.6	<1	2.04	<0.5	18	4.8	3.0	3.2	2.16
E5541465	1.1	0.43	272	<5	124	0.6	<1	2.27	<0.5	17	5.7	43.2	11.2	2.73

Certified By:

Results relate only to the items tested and to all the items tested

AGAT Laboratories

5623 McADAM ROAD
MISSISSAUGA, ONTARIO
CANADA L4Z 1N9
TEL (905)501-9998
FAX (905)501-0589
http://www.agatlabs.com

Certificate of Analysis

AGAT WORK ORDER: 12Y621452

PROJECT NO: THORN 2012 Batch # 5

CLIENT NAME: BRIXTON METALS CORPORATION

ATTENTION TO: GARY THOMPSON

Aqua Regia Digest - Metals Package, ICP-OES finish (201073)

DATE SAMPLED: Jul 18, 2012 | DATE RECEIVED: Jul 13, 2012 | DATE REPORTED: Aug 31, 2012 | SAMPLE TYPE: Rock

Analyte:	Ag	Al	As	B	Ba	Be	Bi	Ca	Cd	Ce	Co	Cr	Cu	Fe
Unit:	ppm	%	ppm	ppm	ppm	ppm	ppm	%	ppm	ppm	ppm	ppm	ppm	%
Sample Description RDL:	0.2	0.01	1	5	1	0.5	1	0.01	0.5	1	0.5	0.5	0.5	0.01
E5541466	1.0	0.44	1200	<5	122	0.7	<1	1.72	<0.5	15	5.8	2.9	5.4	2.71
E5541467	0.8	0.45	1510	<5	139	0.8	<1	2.04	<0.5	15	6.2	37.5	10.1	3.04
E5541468	1.2	0.40	256	<5	173	0.5	<1	2.20	1.1	15	6.5	3.4	7.1	2.66
E5541469	>100	0.31	1110	<5	20	<0.5	43	1.64	453	4	28.9	10.1	>10000	16.0
E5541470	1.0	0.54	127	<5	102	<0.5	<1	1.66	<0.5	20	5.5	43.8	4.4	2.37
E5541471	1.0	0.68	282	<5	77	<0.5	<1	1.91	<0.5	19	4.8	3.1	3.9	2.25
E5541472	1.2	0.68	493	<5	89	0.5	<1	1.98	<0.5	20	6.0	43.2	7.5	2.65
E5541473	2.4	0.49	890	<5	104	0.6	<1	1.90	<0.5	18	6.1	3.4	15.6	2.54
E5541474	2.5	0.37	486	<5	177	0.5	<1	1.46	<0.5	16	5.1	2.9	12.6	2.80
E5541475	2.5	0.30	918	<5	102	<0.5	<1	1.97	<0.5	11	4.6	2.4	7.4	2.30
E5541476	2.3	0.31	937	<5	110	<0.5	<1	2.40	<0.5	11	5.0	2.8	8.3	2.65
E5541477	1.7	0.33	1770	<5	93	0.5	<1	1.51	<0.5	16	5.7	1.8	6.1	2.57
E5541478	1.2	0.45	132	<5	170	<0.5	<1	1.81	<0.5	16	4.4	2.1	1.6	2.24
E5541479	1.2	0.34	113	<5	109	<0.5	<1	1.18	2.2	16	4.2	1.6	3.4	1.96
E5541480	1.0	0.34	200	<5	123	<0.5	<1	1.24	<0.5	20	4.7	2.5	11.9	1.99

Certified By:

Results relate only to the items tested and to all the items tested

AGAT Laboratories

5623 McADAM ROAD
MISSISSAUGA, ONTARIO
CANADA L4Z 1N9
TEL (905)501-9998
FAX (905)501-0589
http://www.agatlabs.com

Certificate of Analysis

AGAT WORK ORDER: 12Y621452
PROJECT NO: THORN 2012 Batch # 5

CLIENT NAME: BRIXTON METALS CORPORATION

ATTENTION TO: GARY THOMPSON

Aqua Regia Digest - Metals Package, ICP-OES finish (201073)

DATE SAMPLED: Jul 18, 2012 | DATE RECEIVED: Jul 13, 2012 | DATE REPORTED: Aug 31, 2012 | SAMPLE TYPE: Rock

Analyte:	Ga	Hg	In	K	La	Li	Mg	Mn	Mo	Na	Ni	P	Pb	Rb
Unit:	ppm	ppm	ppm	%	ppm	ppm	%	ppm	ppm	%	ppm	ppm	ppm	ppm
Sample Description RDL:	5	1	1	0.01	1	1	0.01	1	0.5	0.01	0.5	10	0.5	10
E5541402	<5	<1	<1	0.23	14	<1	0.04	59	2.2	0.01	4.8	56	8370	22
E5541403	<5	<1	<1	0.15	10	<1	0.01	23	0.9	<0.01	3.1	110	8340	18
E5541404	<5	<1	<1	0.25	15	<1	0.02	46	<0.5	<0.01	3.2	591	5240	23
E5541405	<5	<1	<1	0.10	13	2	0.72	444	<0.5	0.20	35.9	1800	32.9	<10
E5541406	<5	<1	<1	0.19	16	<1	0.01	12	2.9	<0.01	3.0	583	1280	17
E5541407	16	18	2	0.07	1	3	0.76	364	34.5	<0.01	51.8	364	>10000	13
E5541408	<5	<1	<1	0.25	18	<1	0.03	27	1.2	<0.01	3.2	536	2520	20
E5541409	<5	<1	<1	0.20	9	<1	0.02	<1	<0.5	<0.01	2.1	65	1410	20
E5541410	5	<1	<1	0.26	10	<1	0.02	<1	<0.5	<0.01	0.9	83	2430	25
E5541411	<5	<1	1	0.22	11	<1	0.05	166	<0.5	<0.01	1.8	588	6620	21
E5541412	<5	<1	<1	0.24	13	<1	0.05	172	0.6	0.01	4.0	772	4790	21
E5541413	<5	<1	<1	0.10	9	2	0.57	316	<0.5	0.19	30.3	1370	40.1	<10
E5541414	<5	<1	<1	0.17	11	<1	0.05	123	0.8	<0.01	2.7	651	3820	16
E5541415	<5	<1	<1	0.21	10	<1	0.07	248	1.1	<0.01	2.5	559	8030	21
E5541416	<5	<1	1	0.21	9	<1	0.08	250	0.7	<0.01	1.5	527	7990	20
E5541417	<5	<1	<1	0.22	12	<1	0.03	177	0.7	0.01	2.3	629	408	18
E5541418	<5	<1	<1	0.20	10	<1	0.04	189	0.7	<0.01	1.2	583	3640	19
E5541419	<5	<1	<1	0.22	12	<1	0.04	213	1.4	<0.01	2.7	606	1700	20
E5541420	<5	<1	<1	0.21	13	<1	0.04	195	<0.5	<0.01	4.3	566	926	22
E5541421	<5	<1	<1	0.21	11	<1	0.04	152	<0.5	<0.01	4.5	500	>10000	22
E5541422	<5	<1	<1	0.18	12	<1	0.04	137	<0.5	<0.01	3.6	600	>10000	20
E5541423	<5	<1	4	0.36	13	<1	0.06	167	2.0	0.01	2.8	606	>10000	20
E5541424	<5	<1	<1	0.21	14	<1	0.03	118	3.4	0.01	3.5	751	4980	18
E5541425	<5	<1	<1	0.23	14	<1	0.03	125	0.6	0.01	4.4	824	4570	20
E5541426	<5	<1	<1	0.21	10	<1	0.03	150	<0.5	0.01	3.4	666	>10000	21
E5541427	<5	<1	2	0.26	14	<1	0.04	175	0.5	<0.01	4.1	675	>10000	22
E5541428	<5	<1	<1	0.22	14	<1	0.11	407	0.6	0.02	2.9	745	6000	20
E5541429	<5	<1	<1	0.21	12	<1	0.23	706	<0.5	0.02	3.9	828	213	21
E5541430	<5	<1	<1	0.09	9	1	0.50	291	<0.5	0.16	27.2	1330	7.0	<10
E5541431	<5	<1	<1	0.21	11	<1	0.41	1540	<0.5	0.03	3.4	908	26.3	16
E5541432	<5	<1	1	0.26	12	<1	0.15	583	<0.5	0.02	2.9	792	1130	19
E5541433	<5	<1	<1	0.20	8	<1	0.05	138	<0.5	<0.01	4.3	611	8240	20

Certified By:

Results relate only to the items tested and to all the items tested

AGAT Laboratories
5623 McADAM ROAD
MISSISSAUGA, ONTARIO
CANADA L4Z 1N9
TEL (905)501-9998
FAX (905)501-0589
http://www.agatlabs.com

Certificate of Analysis

AGAT WORK ORDER: 12Y621452

PROJECT NO: THORN 2012 Batch # 5

CLIENT NAME: BRIXTON METALS CORPORATION

ATTENTION TO: GARY THOMPSON

Aqua Regia Digest - Metals Package, ICP-OES finish (201073)

DATE SAMPLED: Jul 18, 2012 | DATE RECEIVED: Jul 13, 2012 | DATE REPORTED: Aug 31, 2012 | SAMPLE TYPE: Rock

Analyte:	Ga	Hg	In	K	La	Li	Mg	Mn	Mo	Na	Ni	P	Pb	Rb
Unit:	ppm	ppm	ppm	%	ppm	ppm	%	ppm	ppm	%	ppm	ppm	ppm	ppm
Sample Description RDL:	5	1	1	0.01	1	1	0.01	1	0.5	0.01	0.5	10	0.5	10
E5541434	<5	<1	<1	0.21	7	<1	0.06	145	1.1	<0.01	3.4	626	>10000	20
E5541435	<5	<1	3	0.25	11	<1	0.10	265	1.2	<0.01	3.6	621	>10000	21
E5541436	<5	<1	<1	0.25	12	<1	0.28	1040	<0.5	0.02	5.8	892	432	21
E5541437	10	15	3	0.06	<1	3	0.70	351	30.6	<0.01	44.7	306	>10000	13
E5541438	<5	<1	<1	0.23	10	<1	0.17	495	<0.5	0.02	4.0	781	706	21
E5541439	<5	<1	<1	0.23	8	<1	0.09	280	0.8	<0.01	3.3	591	4830	23
E5541440	<5	<1	<1	0.22	6	<1	0.04	67	3.4	<0.01	4.1	524	186	19
E5541441	<5	<1	<1	0.21	7	<1	0.10	217	1.7	<0.01	3.8	643	218	19
E5541442	<5	<1	1	0.24	11	<1	0.15	367	1.1	<0.01	4.8	707	291	22
E5541443	<5	<1	<1	0.30	12	<1	0.20	451	1.3	<0.01	4.7	691	492	24
E5541444	<5	<1	<1	0.27	12	<1	0.30	747	1.1	<0.01	3.6	672	499	23
E5541445	<5	<1	<1	0.22	10	<1	0.26	668	0.7	<0.01	2.6	632	449	21
E5541446	<5	<1	<1	0.21	11	<1	0.06	125	<0.5	<0.01	3.1	655	214	20
E5541447	<5	<1	<1	0.20	9	<1	0.13	334	1.6	0.01	1.6	680	540	17
E5541448	<5	<1	<1	0.25	10	<1	0.08	154	0.8	0.01	1.9	699	344	17
E5541449	<5	<1	<1	0.23	9	<1	0.33	3320	0.7	0.01	1.5	676	389	18
E5541450	<5	<1	<1	0.22	9	<1	0.52	5130	<0.5	0.01	1.8	649	173	20
E5541451	<5	<1	<1	0.19	7	<1	0.36	620	<0.5	<0.01	5.5	925	215	22
E5541452	<5	<1	<1	0.26	8	<1	0.32	452	0.9	<0.01	6.1	783	206	25
E5541453	15	18	3	0.07	1	3	0.76	371	34.2	<0.01	53.3	371	>10000	11
E5541454	<5	<1	<1	0.25	11	<1	0.30	564	6.5	<0.01	3.8	740	253	22
E5541455	<5	<1	<1	0.27	11	<1	0.16	331	1.1	0.02	2.6	806	334	18
E5541456	<5	<1	<1	0.26	12	<1	0.19	464	<0.5	0.02	1.8	819	122	19
E5541457	<5	<1	<1	0.23	9	<1	0.33	686	<0.5	0.02	3.1	739	273	19
E5541458	<5	<1	<1	0.24	10	<1	0.26	528	<0.5	0.03	1.8	760	59.2	18
E5541459	<5	<1	<1	0.24	10	<1	0.32	718	<0.5	0.03	2.4	743	225	19
E5541460	<5	<1	<1	0.23	9	<1	0.54	1640	<0.5	0.03	1.8	731	81.2	18
E5541461	<5	<1	1	0.23	9	<1	0.78	2570	<0.5	0.03	2.5	771	53.3	20
E5541462	<5	<1	<1	0.22	10	<1	0.61	1610	<0.5	0.03	1.7	711	49.3	18
E5541463	<5	<1	<1	0.18	8	1	0.56	1620	<0.5	0.02	2.0	608	78.8	19
E5541464	<5	<1	<1	0.20	9	1	0.86	2040	<0.5	0.03	1.5	721	26.1	19
E5541465	<5	<1	<1	0.24	8	<1	0.89	2930	<0.5	0.03	2.2	793	90.5	21

Certified By:

Results relate only to the items tested and to all the items tested

AGAT Laboratories

5623 McADAM ROAD
MISSISSAUGA, ONTARIO
CANADA L4Z 1N9
TEL (905)501-9998
FAX (905)501-0589
http://www.agatlabs.com

Certificate of Analysis

AGAT WORK ORDER: 12Y621452

PROJECT NO: THORN 2012 Batch # 5

CLIENT NAME: BRIXTON METALS CORPORATION

ATTENTION TO: GARY THOMPSON

Aqua Regia Digest - Metals Package, ICP-OES finish (201073)

DATE SAMPLED: Jul 18, 2012 | DATE RECEIVED: Jul 13, 2012 | DATE REPORTED: Aug 31, 2012 | SAMPLE TYPE: Rock

Analyte:	Ga	Hg	In	K	La	Li	Mg	Mn	Mo	Na	Ni	P	Pb	Rb
Unit:	ppm	ppm	ppm	%	ppm	ppm	%	ppm	ppm	%	ppm	ppm	ppm	ppm
Sample Description RDL:	5	1	1	0.01	1	1	0.01	1	0.5	0.01	0.5	10	0.5	10
E5541466	<5	<1	<1	0.25	7	<1	0.66	3140	1.6	0.04	1.7	755	87.4	20
E5541467	<5	<1	<1	0.25	7	<1	0.75	3430	<0.5	0.04	2.2	811	37.2	21
E5541468	<5	<1	<1	0.22	8	<1	0.88	2410	<0.5	0.03	2.1	717	149	20
E5541469	12	17	4	0.06	1	3	0.77	373	33.2	<0.01	49.2	349	>10000	11
E5541470	<5	<1	<1	0.24	10	3	0.78	1590	<0.5	0.03	2.1	682	61.1	20
E5541471	<5	<1	<1	0.20	9	6	0.96	1620	<0.5	0.03	1.5	688	41.0	18
E5541472	<5	<1	<1	0.25	10	4	0.90	2160	<0.5	0.04	2.3	805	61.6	22
E5541473	<5	<1	<1	0.26	9	2	0.80	2440	<0.5	0.03	2.1	756	85.4	20
E5541474	<5	<1	1	0.21	7	<1	0.72	2300	<0.5	0.03	1.3	779	145	16
E5541475	<5	<1	<1	0.17	5	<1	0.74	2110	<0.5	0.02	1.4	677	220	16
E5541476	<5	<1	<1	0.19	5	<1	0.90	2510	<0.5	0.02	1.4	734	227	19
E5541477	<5	<1	<1	0.20	8	<1	0.48	1720	<0.5	0.01	1.6	734	187	18
E5541478	<5	<1	<1	0.20	8	4	0.71	2100	<0.5	0.02	1.3	697	64.1	18
E5541479	<5	<1	<1	0.17	8	2	0.46	1570	1.0	0.03	1.3	513	76.0	14
E5541480	<5	<1	<1	0.19	10	<1	0.44	2000	0.6	0.04	1.4	654	72.1	18

Certified By:

Results relate only to the items tested and to all the items tested

AGAT Laboratories
5623 McADAM ROAD
MISSISSAUGA, ONTARIO
CANADA L4Z 1N9
TEL (905)501-9998
FAX (905)501-0589
http://www.agatlabs.com

Certificate of Analysis

AGAT WORK ORDER: 12Y621452

PROJECT NO: THORN 2012 Batch # 5

CLIENT NAME: BRIXTON METALS CORPORATION

ATTENTION TO: GARY THOMPSON

Aqua Regia Digest - Metals Package, ICP-OES finish (201073)

DATE SAMPLED: Jul 18, 2012 | DATE RECEIVED: Jul 13, 2012 | DATE REPORTED: Aug 31, 2012 | SAMPLE TYPE: Rock

Analyte:	S	Sb	Sc	Se	Sn	Sr	Ta	Te	Th	Ti	Tl	U	V	W
Unit:	%	ppm	ppm	ppm	ppm	ppm	ppm	ppm	ppm	%	ppm	ppm	ppm	ppm
Sample Description RDL:	0.005	1	0.5	10	5	0.5	10	10	5	0.01	5	5	0.5	1
E5541402	8.59	2120	<0.5	<10	<5	65.0	<10	<10	14	<0.01	12	<5	6.0	<1
E5541403	8.07	3740	<0.5	<10	<5	34.5	<10	<10	16	<0.01	8	6	1.6	<1
E5541404	9.76	2180	<0.5	<10	<5	25.5	<10	<10	16	<0.01	22	<5	2.3	<1
E5541405	0.043	15	3.2	<10	<5	98.3	<10	<10	<5	0.16	<5	<5	53.7	<1
E5541406	3.51	466	<0.5	<10	<5	12.9	<10	<10	10	<0.01	12	<5	2.2	<1
E5541407	17.3	253	<0.5	219	87	33.7	<10	12	9	<0.01	39	21	12.1	5
E5541408	3.96	1050	<0.5	<10	<5	12.0	<10	<10	9	<0.01	10	<5	1.9	<1
E5541409	9.55	661	<0.5	<10	<5	15.6	<10	<10	17	<0.01	11	6	1.4	<1
E5541410	12.2	1340	<0.5	<10	<5	14.8	<10	<10	13	<0.01	15	10	2.3	<1
E5541411	9.00	2270	<0.5	<10	<5	45.2	<10	<10	14	<0.01	10	6	1.6	<1
E5541412	8.00	1600	<0.5	<10	<5	53.2	<10	<10	15	<0.01	10	<5	3.5	<1
E5541413	0.060	16	2.7	<10	<5	92.6	<10	<10	<5	0.14	<5	<5	41.5	<1
E5541414	7.06	1040	<0.5	<10	<5	81.2	<10	<10	10	<0.01	9	<5	1.2	<1
E5541415	9.68	2250	<0.5	<10	<5	108	<10	<10	16	<0.01	9	6	2.4	<1
E5541416	9.71	2150	<0.5	<10	<5	109	<10	<10	13	<0.01	11	6	1.7	<1
E5541417	3.62	194	<0.5	<10	<5	94.8	<10	<10	6	<0.01	6	<5	1.6	<1
E5541418	6.65	1020	<0.5	<10	<5	92.9	<10	<10	9	<0.01	10	<5	1.6	<1
E5541419	5.03	422	<0.5	<10	<5	118	<10	<10	8	<0.01	6	<5	2.3	<1
E5541420	4.23	243	<0.5	<10	<5	89.2	<10	<10	9	<0.01	9	<5	3.4	<1
E5541421	6.40	7210	<0.5	<10	<5	76.2	11	<10	9	<0.01	10	<5	1.9	<1
E5541422	8.55	3870	<0.5	47	<5	52.8	<10	10	18	<0.01	10	<5	4.6	<1
E5541423	10.0	1590	<0.5	51	<5	111	<10	<10	<5	<0.01	18	<5	<0.5	<1
E5541424	3.58	571	<0.5	11	<5	82.9	<10	<10	9	<0.01	6	<5	3.6	<1
E5541425	3.64	549	<0.5	<10	<5	94.1	<10	<10	9	<0.01	6	<5	4.0	<1
E5541426	6.23	2190	<0.5	45	<5	96.7	<10	<10	8	<0.01	12	<5	1.7	<1
E5541427	6.22	2140	<0.5	35	<5	143	<10	12	8	<0.01	10	<5	2.6	<1
E5541428	4.81	1180	<0.5	19	<5	225	<10	<10	11	<0.01	7	<5	3.9	<1
E5541429	1.60	25	0.6	<10	<5	329	<10	<10	7	<0.01	<5	<5	5.4	<1
E5541430	0.014	3	2.4	<10	<5	85.7	<10	<10	<5	0.13	<5	<5	41.3	<1
E5541431	0.584	26	1.2	<10	<5	477	<10	<10	5	<0.01	<5	<5	7.4	<1
E5541432	1.75	161	0.5	<10	<5	244	<10	<10	5	<0.01	<5	<5	4.5	<1
E5541433	6.26	2690	<0.5	22	<5	38.5	<10	10	14	<0.01	6	5	2.8	<1

Certified By:

Results relate only to the items tested and to all the items tested

AGAT Laboratories

5623 McADAM ROAD
MISSISSAUGA, ONTARIO
CANADA L4Z 1N9
TEL (905)501-9998
FAX (905)501-0589
http://www.agatlabs.com

Certificate of Analysis

AGAT WORK ORDER: 12Y621452

PROJECT NO: THORN 2012 Batch # 5

CLIENT NAME: BRIXTON METALS CORPORATION

ATTENTION TO: GARY THOMPSON

Aqua Regia Digest - Metals Package, ICP-OES finish (201073)

DATE SAMPLED: Jul 18, 2012 | DATE RECEIVED: Jul 13, 2012 | DATE REPORTED: Aug 31, 2012 | SAMPLE TYPE: Rock

Analyte:	S	Sb	Sc	Se	Sn	Sr	Ta	Te	Th	Ti	Tl	U	V	W
Unit:	%	ppm	ppm	ppm	ppm	ppm	ppm	ppm	ppm	%	ppm	ppm	ppm	ppm
Sample Description RDL:	0.005	1	0.5	10	5	0.5	10	10	5	0.01	5	5	0.5	1
E5541434	7.17	4470	<0.5	13	<5	35.0	<10	<10	10	<0.01	6	<5	1.5	<1
E5541435	8.53	4350	<0.5	14	<5	55.5	<10	13	10	<0.01	11	<5	1.4	<1
E5541436	2.60	165	0.9	<10	<5	146	<10	<10	7	<0.01	<5	<5	5.9	<1
E5541437	15.5	218	<0.5	190	75	29.2	<10	<10	<5	<0.01	37	16	8.5	498
E5541438	3.05	582	<0.5	<10	<5	74.4	<10	<10	6	<0.01	<5	<5	3.6	<1
E5541439	8.10	2600	<0.5	<10	<5	42.3	<10	13	13	<0.01	9	<5	2.4	<1
E5541440	3.75	149	<0.5	<10	<5	31.0	<10	<10	5	<0.01	<5	<5	1.9	<1
E5541441	3.85	67	<0.5	<10	<5	82.2	<10	<10	6	<0.01	<5	<5	1.6	<1
E5541442	4.41	48	<0.5	<10	<5	104	<10	<10	7	<0.01	5	<5	2.3	<1
E5541443	4.19	54	<0.5	<10	<5	135	<10	<10	7	<0.01	<5	<5	2.7	<1
E5541444	4.22	71	<0.5	<10	<5	257	<10	<10	6	<0.01	<5	<5	2.0	<1
E5541445	3.86	62	<0.5	<10	<5	231	<10	<10	6	<0.01	<5	<5	1.4	<1
E5541446	3.35	33	<0.5	<10	<5	109	<10	<10	7	<0.01	<5	<5	2.1	<1
E5541447	3.71	27	<0.5	<10	<5	113	<10	<10	9	<0.01	<5	<5	2.2	<1
E5541448	4.25	22	<0.5	<10	<5	115	<10	<10	7	<0.01	<5	<5	2.7	<1
E5541449	4.18	31	<0.5	<10	<5	144	<10	<10	7	<0.01	5	<5	1.9	<1
E5541450	3.24	37	<0.5	<10	<5	170	<10	<10	6	<0.01	6	<5	1.4	<1
E5541451	5.02	47	<0.5	<10	<5	221	<10	<10	11	<0.01	<5	<5	0.9	<1
E5541452	5.75	35	<0.5	<10	<5	222	<10	<10	9	<0.01	6	<5	1.7	<1
E5541453	17.8	254	<0.5	221	87	36.4	<10	14	9	<0.01	42	20	12.9	4
E5541454	5.50	26	<0.5	<10	<5	173	<10	<10	8	<0.01	5	<5	1.4	<1
E5541455	3.15	14	<0.5	<10	<5	103	<10	<10	5	<0.01	5	<5	3.1	<1
E5541456	1.80	8	<0.5	<10	<5	97.6	<10	<10	5	<0.01	<5	<5	2.7	<1
E5541457	3.05	17	<0.5	<10	<5	89.1	<10	<10	6	<0.01	<5	<5	3.9	<1
E5541458	1.95	9	<0.5	<10	<5	111	<10	<10	5	<0.01	<5	<5	4.2	<1
E5541459	2.12	12	<0.5	<10	<5	127	<10	<10	<5	<0.01	<5	<5	4.3	<1
E5541460	1.80	11	0.6	<10	<5	196	<10	<10	<5	<0.01	<5	<5	6.0	<1
E5541461	1.46	11	0.8	<10	<5	283	<10	<10	<5	<0.01	<5	<5	4.5	<1
E5541462	1.51	11	0.6	<10	<5	215	<10	<10	<5	<0.01	<5	<5	3.7	<1
E5541463	1.68	12	<0.5	<10	<5	204	<10	<10	<5	<0.01	<5	<5	3.3	<1
E5541464	1.75	9	0.8	<10	<5	200	<10	<10	<5	<0.01	<5	<5	6.9	<1
E5541465	2.45	6	0.8	<10	<5	218	<10	<10	<5	<0.01	5	<5	11.3	<1

Certified By:

Results relate only to the items tested and to all the items tested

AGAT Laboratories

5623 McADAM ROAD
MISSISSAUGA, ONTARIO
CANADA L4Z 1N9
TEL (905)501-9998
FAX (905)501-0589
http://www.agatlabs.com

Certificate of Analysis

AGAT WORK ORDER: 12Y621452

PROJECT NO: THORN 2012 Batch # 5

CLIENT NAME: BRIXTON METALS CORPORATION

ATTENTION TO: GARY THOMPSON

Aqua Regia Digest - Metals Package, ICP-OES finish (201073)

DATE SAMPLED: Jul 18, 2012 | DATE RECEIVED: Jul 13, 2012 | DATE REPORTED: Aug 31, 2012 | SAMPLE TYPE: Rock

Analyte:	S	Sb	Sc	Se	Sn	Sr	Ta	Te	Th	Ti	Tl	U	V	W
Unit:	%	ppm	ppm	ppm	ppm	ppm	ppm	ppm	ppm	%	ppm	ppm	ppm	ppm
Sample Description RDL:	0.005	1	0.5	10	5	0.5	10	10	5	0.01	5	5	0.5	1
E5541466	2.69	11	<0.5	<10	<5	195	<10	<10	<5	<0.01	<5	<5	5.8	<1
E5541467	2.90	17	0.8	<10	<5	265	<10	<10	<5	<0.01	<5	<5	6.6	<1
E5541468	2.27	15	0.6	<10	<5	312	<10	<10	<5	<0.01	<5	<5	5.9	<1
E5541469	16.9	234	<0.5	204	82	33.2	<10	11	<5	<0.01	41	17	10.1	4
E5541470	1.57	9	0.7	<10	<5	270	<10	<10	<5	<0.01	<5	<5	5.3	<1
E5541471	1.09	11	0.6	<10	<5	321	<10	<10	<5	<0.01	<5	<5	7.1	<1
E5541472	1.29	17	0.8	<10	<5	278	<10	<10	<5	<0.01	<5	<5	9.0	<1
E5541473	1.33	21	0.7	<10	<5	286	<10	<10	<5	<0.01	<5	<5	6.6	<1
E5541474	1.64	20	0.7	<10	<5	245	<10	<10	<5	<0.01	<5	<5	6.5	<1
E5541475	1.77	21	0.6	<10	<5	351	<10	<10	<5	<0.01	<5	<5	2.7	<1
E5541476	1.99	25	0.5	<10	<5	428	<10	<10	<5	<0.01	<5	<5	2.6	<1
E5541477	2.51	17	<0.5	<10	<5	232	<10	<10	<5	<0.01	<5	<5	1.1	<1
E5541478	1.72	10	0.6	<10	<5	244	<10	<10	<5	<0.01	<5	<5	2.2	<1
E5541479	1.65	7	0.5	<10	<5	163	<10	<10	<5	<0.01	<5	<5	3.0	<1
E5541480	1.60	8	0.6	<10	<5	187	<10	<10	<5	<0.01	<5	<5	3.7	<1

Certified By:

Results relate only to the items tested and to all the items tested

AGAT Laboratories

5623 McADAM ROAD
MISSISSAUGA, ONTARIO
CANADA L4Z 1N9
TEL (905)501-9998
FAX (905)501-0589
http://www.agatlabs.com

Certificate of Analysis

AGAT WORK ORDER: 12Y621452

PROJECT NO: THORN 2012 Batch # 5

CLIENT NAME: BRIXTON METALS CORPORATION

ATTENTION TO: GARY THOMPSON

Aqua Regia Digest - Metals Package, ICP-OES finish (201073)

DATE SAMPLED: Jul 18, 2012 | DATE RECEIVED: Jul 13, 2012 | DATE REPORTED: Aug 31, 2012 | SAMPLE TYPE: Rock

Analyte:	Y	Zn	Zr	Ag-Grav	Cu-OL	Pb-Fusion	Zn Fusion
Unit:	ppm	ppm	ppm	g/t	%	%	%
Sample Description RDL:	1	0.5	5	0.7	0.002	0.005	0.005
E5541402	2	10000	7	176			
E5541403	2	5430	6	232			
E5541404	4	5080	8	113			
E5541405	12	68.0	19				
E5541406	3	1700	<5				
E5541407	4	>10000	7	154	1.27	1.53	9.20
E5541408	3	3920	<5				
E5541409	2	2880	7				
E5541410	3	3270	8	130			
E5541411	5	5200	7	453			
E5541412	5	3320	8	134			
E5541413	9	59.0	19				
E5541414	4	2870	7	143			
E5541415	5	4990	7	197			
E5541416	5	4770	7	206			
E5541417	4	579	<5				
E5541418	4	3140	5				
E5541419	5	3000	5				
E5541420	5	1220	<5				
E5541421	3	1440	<5	156		2.61	
E5541422	4	4180	7	294		3.15	
E5541423	4	2180	<5	105		2.97	
E5541424	5	1080	6				
E5541425	5	1050	6				
E5541426	5	1500	7	227		2.59	
E5541427	5	2670	5	262		1.65	
E5541428	6	1530	7	325			
E5541429	5	354	6				
E5541430	9	34.6	18				
E5541431	6	126	6				
E5541432	5	425	6				
E5541433	5	2540	7	244			

Certified By:

Results relate only to the items tested and to all the items tested

AGAT Laboratories
5623 McADAM ROAD
MISSISSAUGA, ONTARIO
CANADA L4Z 1N9
TEL (905)501-9998
FAX (905)501-0589
http://www.agatlabs.com

Certificate of Analysis

AGAT WORK ORDER: 12Y621452

PROJECT NO: THORN 2012 Batch # 5

CLIENT NAME: BRIXTON METALS CORPORATION

ATTENTION TO: GARY THOMPSON

Aqua Regia Digest - Metals Package, ICP-OES finish (201073)

DATE SAMPLED: Jul 18, 2012 | DATE RECEIVED: Jul 13, 2012 | DATE REPORTED: Aug 31, 2012 | SAMPLE TYPE: Rock

Analyte:	Y	Zn	Zr	Ag-Grav	Cu-OL	Pb-Fusion	Zn Fusion
Unit:	ppm	ppm	ppm	g/t	%	%	%
Sample Description RDL:	1	0.5	5	0.7	0.002	0.005	0.005
E5541434	5	2440	7	318		1.83	
E5541435	5	5020	8	318		1.29	
E5541436	6	1060	8				
E5541437	4	>10000	6	149	1.27	1.52	9.15
E5541438	5	2450	6				
E5541439	4	5900	7	194			
E5541440	4	1940	<5				
E5541441	5	3870	5				
E5541442	5	1940	6				
E5541443	6	3290	6				
E5541444	6	1770	5				
E5541445	5	1620	<5				
E5541446	4	1650	<5				
E5541447	3	2660	<5				
E5541448	3	1750	<5				
E5541449	4	2060	<5				
E5541450	6	298	<5				
E5541451	7	404	8				
E5541452	6	491	8				
E5541453	4	>10000	7	153	1.30	1.57	9.30
E5541454	5	865	6				
E5541455	3	1130	<5				
E5541456	4	207	<5				
E5541457	4	967	<5				
E5541458	4	367	<5				
E5541459	4	1140	<5				
E5541460	5	407	<5				
E5541461	7	205	<5				
E5541462	5	146	<5				
E5541463	5	565	<5				
E5541464	7	87.6	<5				
E5541465	7	369	<5				

Certified By:

Results relate only to the items tested and to all the items tested

AGAT Laboratories

5623 McADAM ROAD
MISSISSAUGA, ONTARIO
CANADA L4Z 1N9
TEL (905)501-9998
FAX (905)501-0589
http://www.agatlabs.com

Certificate of Analysis

AGAT WORK ORDER: 12Y621452

PROJECT NO: THORN 2012 Batch # 5

CLIENT NAME: BRIXTON METALS CORPORATION

ATTENTION TO: GARY THOMPSON

Aqua Regia Digest - Metals Package, ICP-OES finish (201073)

DATE SAMPLED: Jul 18, 2012 | DATE RECEIVED: Jul 13, 2012 | DATE REPORTED: Aug 31, 2012 | SAMPLE TYPE: Rock

Analyte:	Y	Zn	Zr	Ag-Grav	Cu-OL	Pb-Fusion	Zn Fusion
Unit:	ppm	ppm	ppm	g/t	%	%	%
Sample Description RDL:	1	0.5	5	0.7	0.002	0.005	0.005
E5541466	6	472	<5				
E5541467	7	182	<5				
E5541468	7	664	<5				
E5541469	4	>10000	6	163	1.25	1.52	9.35
E5541470	6	251	<5				
E5541471	6	88.8	<5				
E5541472	7	226	<5				
E5541473	7	220	<5				
E5541474	6	616	<5				
E5541475	7	800	<5				
E5541476	7	823	<5				
E5541477	6	963	<5				
E5541478	6	221	<5				
E5541479	5	534	<5				
E5541480	5	337	<5				

Comments: RDL - Reported Detection Limit
Revised Version: All samples re-analyzed and reported on 03/09/2012

Certified By:

Results relate only to the items tested and to all the items tested

AGAT Laboratories
5623 McADAM ROAD
MISSISSAUGA, ONTARIO
CANADA L4Z 1N9
TEL (905)501-9998
FAX (905)501-0589
http://www.agatlabs.com

Certificate of Analysis

AGAT WORK ORDER: 12Y621452

PROJECT NO: THORN 2012 Batch # 5

CLIENT NAME: BRIXTON METALS CORPORATION

ATTENTION TO: GARY THOMPSON

Fire Assay - Trace Au, ICP-OES finish (202052)

DATE SAMPLED: Jul 18, 2012 | DATE RECEIVED: Jul 13, 2012 | DATE REPORTED: Aug 31, 2012 | SAMPLE TYPE: Rock

Analyte:	Sample Login Weight	Au
Unit:	kg	ppm
Sample Description RDL:	0.01	0.001
E5541402	1.93	1.78
E5541403	2.67	1.77
E5541404	2.02	1.29
E5541405	0.49	0.007
E5541406	2.04	0.554
E5541407	0.17	2.14
E5541408	2.41	0.823
E5541409	1.85	0.897
E5541410	1.48	0.977
E5541411	2.40	2.06
E5541412	2.36	1.62
E5541413	0.41	0.009
E5541414	2.35	2.64
E5541415	2.22	2.66
E5541416	Duplicate	2.76
E5541417	2.25	0.806
E5541418	2.23	1.30
E5541419	2.46	0.847
E5541420	2.40	0.905
E5541421	2.34	2.19
E5541422	2.26	2.32
E5541423	2.28	1.83
E5541424	2.24	0.468
E5541425	Duplicate	0.461
E5541426	2.54	2.01
E5541427	2.29	1.64
E5541428	2.22	0.950
E5541429	2.29	0.040
E5541430	0.52	0.004
E5541431	1.63	0.009
E5541432	2.17	0.188

Certified By:

Results relate only to the items tested and to all the items tested

AGAT Laboratories
5623 McADAM ROAD
MISSISSAUGA, ONTARIO
CANADA L4Z 1N9
TEL (905)501-9998
FAX (905)501-0589
http://www.agatlabs.com

Certificate of Analysis

AGAT WORK ORDER: 12Y621452

PROJECT NO: THORN 2012 Batch # 5

CLIENT NAME: BRIXTON METALS CORPORATION

ATTENTION TO: GARY THOMPSON

Fire Assay - Trace Au, ICP-OES finish (202052)

DATE SAMPLED: Jul 18, 2012 | DATE RECEIVED: Jul 13, 2012 | DATE REPORTED: Aug 31, 2012 | SAMPLE TYPE: Rock

Analyte:	Sample Login Weight	Au
Unit:	kg	ppm
Sample Description RDL:	0.01	0.001
E5541433	2.93	1.87
E5541434	2.07	2.75
E5541435	2.38	2.85
E5541436	2.07	0.193
E5541437	0.16	1.78
E5541438	2.49	0.411
E5541439	1.80	2.29
E5541440	0.59	0.910
E5541441	3.95	0.746
E5541442	2.25	0.190
E5541443	2.32	0.209
E5541444	2.14	0.108
E5541445	Duplicate	0.108
E5541446	2.22	0.145
E5541447	2.28	0.085
E5541448	2.19	0.070
E5541449	2.42	0.183
E5541450	2.13	0.123
E5541451	1.95	0.210
E5541452	2.27	0.221
E5541453	0.17	1.47
E5541454	3.39	0.258
E5541455	3.02	0.170
E5541456	2.05	0.046
E5541457	1.96	0.199
E5541458	2.26	0.077
E5541459	2.23	0.156
E5541460	2.23	0.060
E5541461	2.29	0.035
E5541462	2.27	0.032
E5541463	2.26	0.074

Certified By:

Results relate only to the items tested and to all the items tested

AGAT Laboratories
5623 McADAM ROAD
MISSISSAUGA, ONTARIO
CANADA L4Z 1N9
TEL (905)501-9998
FAX (905)501-0589
http://www.agatlabs.com

Certificate of Analysis

AGAT WORK ORDER: 12Y621452

PROJECT NO: THORN 2012 Batch # 5

CLIENT NAME: BRIXTON METALS CORPORATION

ATTENTION TO: GARY THOMPSON

Fire Assay - Trace Au, ICP-OES finish (202052)

DATE SAMPLED: Jul 18, 2012 | DATE RECEIVED: Jul 13, 2012 | DATE REPORTED: Aug 31, 2012 | SAMPLE TYPE: Rock

Analyte:	Sample Login Weight	Au
Unit:	kg	ppm
Sample Description RDL:	0.01	0.001
E5541464	2.28	0.026
E5541465	2.40	0.021
E5541466	2.26	0.084
E5541467	2.83	0.054
E5541468	2.39	0.021
E5541469	0.17	1.20
E5541470	2.39	0.018
E5541471	2.27	0.021
E5541472	2.29	0.026
E5541473	2.18	0.040
E5541474	2.17	0.026
E5541475	1.93	0.045
E5541476	Duplicate	0.045
E5541477	3.11	0.140
E5541478	3.34	0.020
E5541479	4.22	0.041
E5541480	4.64	0.016

Comments: RDL - Reported Detection Limit
Revised Version: All samples re-analyzed and reported on 03/09/2012

Certified By:

Results relate only to the items tested and to all the items tested

AGAT Laboratories

5623 McADAM ROAD
MISSISSAUGA, ONTARIO
CANADA L4Z 1N9
TEL (905)501-9998
FAX (905)501-0589
http://www.agatlabs.com

Quality Assurance

CLIENT NAME: BRIXTON METALS CORPORATION

AGAT WORK ORDER: 12Y621452

PROJECT NO: THORN 2012 Batch # 5

ATTENTION TO: GARY THOMPSON

Solid Analysis

RPT Date: Aug 31, 2012		REPLICATE				Method Blank	REFERENCE MATERIAL				
PARAMETER	Batch	Sample Id	Original	Rep #1	RPD		Result Value	Expect Value	Recovery	Acceptable Limits	
										Lower	Upper
Fire Assay - Trace Au, ICP-OES finish (202052)											
Au	1	3526991	0.139	0.147	5.6%	< 0.001	1.44	1.52	95%	90%	110%
Fire Assay - Trace Au, ICP-OES finish (202052)											
Au	1	3526929	2.69	2.32	14.8%	< 0.001	1.38	1.52	91%	90%	110%
Fire Assay - Trace Au, ICP-OES finish (202052)											
Au	1	3526941	1.41	1.50	6.2%	< 0.001	1.49	1.52	98%	90%	110%
Fire Assay - Trace Au, ICP-OES finish (202052)											
Au	1	3526954	0.858	0.813	5.4%	< 0.001				90%	110%
Fire Assay - Trace Au, ICP-OES finish (202052)											
Au	1	3526966	0.190	0.187	1.6%	< 0.001				90%	110%
Fire Assay - Trace Au, ICP-OES finish (202052)											
Au	1	3526989	0.0418	0.0411	1.7%	< 0.001				90%	110%
Fire Assay - Trace Au, ICP-OES finish (202052)											
Au	1	3526991	0.133	0.018		< 0.001				90%	110%
Aqua Regia Digest - Metals Package, ICP-OES finish (201073)											
Ag	1	3526916	233	189	20.9%	< 0.2	14.5	13.0	112%	80%	120%
Al	1	3526916	0.47	0.40	16.1%	0.02				80%	120%
As	1	3526916	3530	2850	21.3%	< 1				80%	120%
B	1	3526916	< 5	< 5	0.0%	< 5	8.28	7.00	118%	80%	120%
Ba	1	3526916	26	23	12.2%	1				80%	120%
Be	1	3526916	< 0.5	< 0.5	0.0%	< 0.5	0.3	0.4	86%	80%	120%
Bi	1	3526916	< 1	< 1	0.0%	< 1				80%	120%
Ca	1	3526941	0.64	0.58	9.8%	< 0.01				80%	120%
Cd	1	3526916	64.6	52.6	20.5%	< 0.5				80%	120%
Ce	1	3526916	28	23	19.6%	< 1				80%	120%
Co	1	3526916	9.0	7.2	22.2%	< 0.5				80%	120%
Cr	1	3526916	40.1	35.1	13.3%	< 0.5				80%	120%
Cu	1	3526916	1200	940	24.3%	< 0.5	6071	6000	101%	80%	120%
Fe	1	3526916	7.56	6.34	17.6%	0.03				80%	120%
Ga	1	3526916	< 5	< 5	0.0%	< 5				80%	120%
Hg	1	3526916	< 1	< 1	0.0%	< 1				80%	120%
In	1	3526916	< 1	< 1	0.0%	< 1				80%	120%
K	1	3526916	0.23	0.20	14.0%	< 0.01				80%	120%
La	1	3526916	14	11	24.0%	< 1				80%	120%
Li	1	3526916	< 1	< 1	0.0%	< 1				80%	120%
Mg	1	3526916	0.04	0.04	0.0%	< 0.01				80%	120%
Mn	1	3526916	59	47	22.6%	1				80%	120%
Mo	1	3526941	0.5	0.4	22.2%	< 0.5	347	360	96%	80%	120%
Na	1	3526941	< 0.01	< 0.01	0.0%	< 0.01				80%	120%
Ni	1	3526916	4.8	3.7	25.9%	< 0.5				80%	120%

Results relate only to the items tested and to all the items tested

AGAT Laboratories
5623 McADAM ROAD
MISSISSAUGA, ONTARIO
CANADA L4Z 1N9
TEL (905)501-9998
FAX (905)501-0589
http://www.agatlabs.com

Quality Assurance

CLIENT NAME: BRIXTON METALS CORPORATION
AGAT WORK ORDER: 12Y621452
PROJECT NO: THORN 2012 Batch # 5
ATTENTION TO: GARY THOMPSON

Solid Analysis (Continued)

RPT Date: Aug 31, 2012		REPLICATE				Method Blank	REFERENCE MATERIAL				
PARAMETER	Batch	Sample Id	Original	Rep #1	RPD		Result Value	Expect Value	Recovery	Acceptable Limits Lower	Acceptable Limits Upper
P	1	3526916	56	46	19.6%	< 10	636	600	106%	80%	120%
Pb	1	3526916	8370	6740	21.6%	< 0.5				80%	120%
Rb	1	3526916	22	21	4.7%	< 10	11	13	84%	80%	120%
S	1	3526916	8.59	7.36	15.4%	< 0.005				80%	120%
Sb	1	3526916	2120	1710	21.4%	< 1				80%	120%
Sc	1	3526916	< 0.5	< 0.5	0.0%	< 0.5				80%	120%
Se	1	3526916	< 10	< 10	0.0%	< 10				80%	120%
Sn	1	3526916	< 5	< 5	0.0%	< 5				80%	120%
Sr	1	3526916	65.0	54.4	17.8%	1.8				80%	120%
Ta	1	3526916	< 10	< 10	0.0%	< 10				80%	120%
Te	1	3526916	< 10	< 10	0.0%	< 10				80%	120%
Th	1	3526941	8	8	0.0%	< 5				80%	120%
Ti	1	3526916	< 0.01	< 0.01	0.0%	< 0.01				80%	120%
Tl	1	3526916	12	10	18.2%	< 5				80%	120%
U	1	3526916	< 5	< 5	0.0%	< 5				80%	120%
V	1	3526916	6.0	4.5	28.6%	< 0.5				80%	120%
W	1	3526916	< 1	< 1	0.0%	< 1				80%	120%
Y	1	3526916	2	2	0.0%	< 1	6	7	91%	80%	120%
Zn	1	3526916	10600	8710	19.6%	< 0.5				80%	120%
Zr	1	3526916	7	6	15.4%	< 5				80%	120%
Aqua Regia Digest - Metals Package, ICP-OES finish (201073)											
Ag	1	3526966	8.7	9.2	5.6%	< 0.2	13.3	13.0	103%	80%	120%
Al	1	3526966	0.42	0.45	6.9%	< 0.01				80%	120%
As	1	3526966	1860	1960	5.2%	8				80%	120%
B	1	3526966	< 5	< 5	0.0%	< 5				80%	120%
Ba	1	3526966	77	76	1.3%	1				80%	120%
Be	1	3526966	< 0.5	< 0.5	0.0%	< 0.5				80%	120%
Bi	1	3526966	< 1	< 1	0.0%	< 1				80%	120%
Ca	1	3526966	0.95	1.01	6.1%	< 0.01				80%	120%
Cd	1	3526966	< 0.5	< 0.5	0.0%	< 0.5				80%	120%
Ce	1	3526966	17	17	0.0%	< 1				80%	120%
Co	1	3526966	7.83	8.22	4.9%	< 0.5				80%	120%
Cr	1	3526966	34.6	35.5	2.6%	< 0.5				80%	120%
Cu	1	3526966	33.9	36.1	6.3%	< 0.5	5749	6000	95%	80%	120%
Fe	1	3526966	4.87	5.27	7.9%	0.07				80%	120%
Ga	1	3526966	< 5	< 5	0.0%	< 5				80%	120%
Hg	1	3526966	< 1	< 1	0.0%	< 1				80%	120%
In	1	3526966	< 1	< 1	0.0%	< 1				80%	120%
K	1	3526966	0.263	0.282	7.0%	< 0.01				80%	120%
La	1	3526966	8	8	0.0%	< 1				80%	120%
Li	1	3526966	< 1	< 1	0.0%	< 1				80%	120%
Mg	1	3526966	0.321	0.331	3.1%	< 0.01				80%	120%
Mn	1	3526966	452	467	3.3%	3				80%	120%
Mo	1	3526966	0.95	0.97	2.1%	< 0.5	338	360	93%	80%	120%
Na	1	3526966	< 0.01	< 0.01	0.0%	< 0.01				80%	120%

Results relate only to the items tested and to all the items tested

AGAT Laboratories
5623 McADAM ROAD
MISSISSAUGA, ONTARIO
CANADA L4Z 1N9
TEL (905)501-9998
FAX (905)501-0589
http://www.agatlabs.com

Quality Assurance

CLIENT NAME: BRIXTON METALS CORPORATION
AGAT WORK ORDER: 12Y621452
PROJECT NO: THORN 2012 Batch # 5
ATTENTION TO: GARY THOMPSON

Solid Analysis (Continued)

RPT Date: Aug 31, 2012		REPLICATE				Method Blank	REFERENCE MATERIAL				
PARAMETER	Batch	Sample Id	Original	Rep #1	RPD		Result Value	Expect Value	Recovery	Acceptable Limits Lower	Acceptable Limits Upper
Ni	1	3526966	6.15	6.47	5.1%	< 0.5				80%	120%
P	1	3526966	783	837	6.7%	< 10	602	600	100%	80%	120%
Pb	1	3526966	206	216	4.7%	1.9				80%	120%
Rb	1	3526966	25	25	0.0%	< 10				80%	120%
S	1	3526966	5.75	6.04	4.9%	0.028				80%	120%
Sb	1	3526966	35	35	0.0%	< 1				80%	120%
Sc	1	3526966	< 0.5	< 0.5	0.0%	< 0.5				80%	120%
Se	1	3526966	< 10	< 10	0.0%	< 10				80%	120%
Sn	1	3526966	< 5	< 5	0.0%	< 5				80%	120%
Sr	1	3526966	222	227	2.2%	3.9				80%	120%
Ta	1	3526966	< 10	< 10	0.0%	< 10				80%	120%
Te	1	3526966	< 10	< 10	0.0%	< 10				80%	120%
Th	1	3526966	9	9	0.0%	< 5				80%	120%
Ti	1	3526966	< 0.01	< 0.01	0.0%	< 0.01				80%	120%
Tl	1	3526966	6	6	0.0%	< 5				80%	120%
U	1	3526966	< 5	< 5	0.0%	< 5				80%	120%
V	1	3526966	1.7	1.5	12.5%	< 0.5				80%	120%
W	1	3526966	< 1	< 1	0.0%	< 1				80%	120%
Y	1	3526966	6	7	15.4%	< 1	6	7	80%	80%	120%
Zn	1	3526966	491	522	6.1%	19.7				80%	120%
Zr	1	3526966	8	8	0.0%	< 5				80%	120%
Aqua Regia Digest - Metals Package, ICP-OES finish (201073)											
Ag	1	3526991	1.74	1.91	9.3%	< 0.2	13.2	13.0	102%	80%	120%
Al	1	3526991	0.330	0.366	10.3%	< 0.01				80%	120%
As	1	3526991	1770	1740	1.7%	< 1				80%	120%
B	1	3526991	< 5	< 5	0.0%	< 5				80%	120%
Ba	1	3526991	93	100	7.3%	< 1				80%	120%
Be	1	3526991	0.5	0.5	0.0%	< 0.5				80%	120%
Bi	1	3526991	< 1	< 1	0.0%	< 1				80%	120%
Ca	1	3526991	1.51	1.56	3.3%	< 0.01				80%	120%
Cd	1	3526991	< 0.5	< 0.5	0.0%	< 0.5				80%	120%
Ce	1	3526991	16	16	0.0%	< 1				80%	120%
Co	1	3526991	5.71	5.53	3.2%	< 0.5				80%	120%
Cr	1	3526991	1.8	1.8	0.0%	< 0.5				80%	120%
Cu	1	3526991	6.07	6.04	0.5%	< 0.5	5475	6000	91%	80%	120%
Fe	1	3526991	2.57	2.67	3.8%	< 0.01				80%	120%
Ga	1	3526991	< 5	< 5	0.0%	< 5				80%	120%
Hg	1	3526991	< 1	< 1	0.0%	< 1				80%	120%
In	1	3526991	< 1	1		< 1				80%	120%
K	1	3526991	0.20	0.22	9.5%	< 0.01				80%	120%
La	1	3526991	8	8	0.0%	< 1				80%	120%
Li	1	3526991	< 1	< 1	0.0%	< 1				80%	120%
Mg	1	3526991	0.482	0.497	3.1%	< 0.01				80%	120%
Mn	1	3526991	1720	1710	0.6%	< 1				80%	120%

Results relate only to the items tested and to all the items tested

AGAT Laboratories

5623 McADAM ROAD
MISSISSAUGA, ONTARIO
CANADA L4Z 1N9
TEL (905)501-9998
FAX (905)501-0589
http://www.agatlabs.com

Quality Assurance

CLIENT NAME: BRIXTON METALS CORPORATION

AGAT WORK ORDER: 12Y621452

PROJECT NO: THORN 2012 Batch # 5

ATTENTION TO: GARY THOMPSON

Solid Analysis (Continued)

RPT Date: Aug 31, 2012		REPLICATE				Method Blank	REFERENCE MATERIAL				
PARAMETER	Batch	Sample Id	Original	Rep #1	RPD		Result Value	Expect Value	Recovery	Acceptable Limits	
										Lower	Upper
Mo	1	3526991	< 0.5	< 0.5	0.0%	< 0.5	324	360	90%	80%	120%
Na	1	3526991	0.01	0.01	0.0%	< 0.01				80%	120%
Ni	1	3526991	1.65	1.72	4.2%	< 0.5				80%	120%
P	1	3526991	734	715	2.6%	< 10	586	600	98%	80%	120%
Pb	1	3526991	187	180	3.8%	< 0.5				80%	120%
Rb	1	3526991	18	17	5.7%	< 10				80%	120%
S	1	3526991	2.51	2.39	4.9%	< 0.005				80%	120%
Sb	1	3526991	17	16	6.1%	< 1				80%	120%
Sc	1	3526991	< 0.5	< 0.5	0.0%	< 0.5				80%	120%
Se	1	3526991	< 10	< 10	0.0%	< 10				80%	120%
Sn	1	3526991	< 5	< 5	0.0%	< 5				80%	120%
Sr	1	3526991	232	239	3.0%	< 0.5				80%	120%
Ta	1	3526991	< 10	< 10	0.0%	< 10				80%	120%
Te	1	3526991	< 10	< 10	0.0%	< 10				80%	120%
Th	1	3526991	< 5	< 5	0.0%	< 5				80%	120%
Ti	1	3526991	< 0.01	< 0.01	0.0%	< 0.01				80%	120%
Tl	1	3526991	< 5	< 5	0.0%	< 5				80%	120%
U	1	3526991	< 5	< 5	0.0%	< 5				80%	120%
V	1	3526991	1.1	1.2	8.7%	< 0.5				80%	120%
W	1	3526991	< 1	< 1	0.0%	< 1				80%	120%
Y	1	3526991	6	5	18.2%	< 1				80%	120%
Zn	1	3526991	963	929	3.6%	< 0.5				80%	120%
Zr	1	3526991	< 5	< 5	0.0%	< 5				80%	120%
Aqua Regia Digest - Metals Package, ICP-OES finish (201073)											
Ag	1					< 0.2	14.9	13.0	115%	80%	120%
B	1					< 5	7.98	7.00	114%	80%	120%
Mo	1					< 0.5	359	360	99%	80%	120%
P	1					< 10	685	600	114%	80%	120%
Y	1					< 1	6	7	84%	80%	120%

Certified By:

Results relate only to the items tested and to all the items tested

AGAT Laboratories

5623 McADAM ROAD
MISSISSAUGA, ONTARIO
CANADA L4Z 1N9
TEL (905)501-9998
FAX (905)501-0589
http://www.agatlabs.com

Method Summary

CLIENT NAME: BRIXTON METALS CORPORATION

AGAT WORK ORDER: 12Y621452

PROJECT NO: THORN 2012 Batch # 5

ATTENTION TO: GARY THOMPSON

PARAMETER	AGAT S.O.P	LITERATURE REFERENCE	ANALYTICAL TECHNIQUE
Solid Analysis			
Ag	MIN-200-12020		ICP/OES
Al	MIN-200-12020		ICP/OES
As	MIN-200-12020		ICP/OES
B	MIN-200-12020		ICP/OES
Ba	MIN-200-12020		ICP/OES
Be	MIN-200-12020		ICP/OES
Bi	MIN-200-12020		ICP/OES
Ca	MIN-200-12020		ICP/OES
Cd	MIN-200-12020		ICP/OES
Ce	MIN-200-12020		ICP/OES
Co	MIN-200-12020		ICP/OES
Cr	MIN-200-12020		ICP/OES
Cu	MIN-200-12020		ICP/OES
Fe	MIN-200-12020		ICP/OES
Ga	MIN-200-12020		ICP/OES
Hg	MIN-200-12020		ICP/OES
In	MIN-200-12020		ICP/OES
K	MIN-200-12020		ICP/OES
La	MIN-200-12020		ICP/OES
Li	MIN-200-12020		ICP/OES
Mg	MIN-200-12020		ICP/OES
Mn	MIN-200-12020		ICP/OES
Mo	MIN-200-12020		ICP/OES
Na	MIN-200-12020		ICP/OES
Ni	MIN-200-12020		ICP/OES
P	MIN-200-12020		ICP/OES
Pb	MIN-200-12020		ICP/OES
Rb	MIN-200-12020		ICP/OES
S	MIN-200-12020		ICP/OES
Sb	MIN-200-12020		ICP/OES
Sc	MIN-200-12020		ICP/OES
Se	MIN-200-12020		ICP/OES
Sn	MIN-200-12020		ICP/OES
Sr	MIN-200-12020		ICP/OES
Ta	MIN-200-12020		ICP/OES
Te	MIN-200-12020		ICP/OES
Th	MIN-200-12020		ICP/OES
Ti	MIN-200-12020		ICP/OES
Tl	MIN-200-12020		ICP/OES
U	MIN-200-12020		ICP/OES
V	MIN-200-12020		ICP/OES
W	MIN-200-12020		ICP/OES
Y	MIN-200-12020		ICP/OES
Zn	MIN-200-12020		ICP/OES
Zr	MIN-200-12020		ICP/OES
Ag-Grav			GRAVIMETRIC
Cu-OL	MIN-200-12001		ICP/OES
Pb-Fusion	MIN-200-12001		ICP/OES
Zn Fusion	MIN-200-12001		ICP/OES

Results relate only to the items tested and to all the items tested

AGAT Laboratories

5623 McADAM ROAD
MISSISSAUGA, ONTARIO
CANADA L4Z 1N9
TEL (905)501-9998
FAX (905)501-0589
http://www.agatlabs.com

Method Summary

CLIENT NAME: BRIXTON METALS CORPORATION

AGAT WORK ORDER: 12Y621452

PROJECT NO: THORN 2012 Batch # 5

ATTENTION TO: GARY THOMPSON

PARAMETER	AGAT S.O.P	LITERATURE REFERENCE	ANALYTICAL TECHNIQUE
Sample Login Weight	MIN-12009		BALANCE
Au	MIN-200-12006	BUGBEE, E: A Textbook of Fire Assaying	ICP-OES

Results relate only to the items tested and to all the items tested

AGAT Laboratories

5623 McADAM ROAD
MISSISSAUGA, ONTARIO
CANADA L4Z 1N9
TEL (905)501-9998
FAX (905)501-0589
http://www.agatlabs.com

CLIENT NAME: BRIXTON METALS CORPORATION
1411-409 GRANVILLE ST.
VANCOUVER, BC V6C1T2
(604) 630-9707

ATTENTION TO: GARY THOMPSON

PROJECT NO: THORN 2012 Batch # 7

AGAT WORK ORDER: 12Y621457

SOLID ANALYSIS REVIEWED BY: Kevin Motomura, ICP Supervisor

DATE REPORTED: Aug 13, 2012

PAGES (INCLUDING COVER): 16

Should you require any information regarding this analysis please contact your client services representative at (905) 501-9998

*NOTES

All samples are stored at no charge for 90 days. Please contact the lab if you require additional sample storage time.

Results relate only to the items tested and to all the items tested

AGAT Laboratories
5623 McADAM ROAD
MISSISSAUGA, ONTARIO
CANADA L4Z 1N9
TEL (905)501-9998
FAX (905)501-0589
http://www.agatlabs.com

Certificate of Analysis

AGAT WORK ORDER: 12Y621457

PROJECT NO: THORN 2012 Batch # 7

CLIENT NAME: BRIXTON METALS CORPORATION

ATTENTION TO: GARY THOMPSON

Aqua Regia Digest - Metals Package, ICP-OES finish (201073)

DATE SAMPLED: Jul 18, 2012 | DATE RECEIVED: Jul 13, 2012 | DATE REPORTED: Aug 13, 2012 | SAMPLE TYPE: Rock

Analyte:	Ag	Al	As	B	Ba	Be	Bi	Ca	Cd	Ce	Co	Cr	Cu	Fe
Unit:	ppm	%	ppm	ppm	ppm	ppm	ppm	%	ppm	ppm	ppm	ppm	ppm	%
Sample Description RDL:	0.2	0.01	1	5	1	0.5	1	0.01	0.5	1	0.5	0.5	0.5	0.01
E5541523	91.1	0.44	2870	<5	24	<0.5	21	0.07	20.0	2	6.8	56.5	580	7.71
E5541524	95.7	0.51	2370	<5	53	<0.5	15	0.11	33.1	15	6.3	44.2	335	4.94
E5541525	154	0.35	3380	<5	25	<0.5	24	0.01	34.0	<1	7.0	10.9	597	7.78
E5541526	140	0.42	3010	<5	52	<0.5	21	0.02	22.8	8	6.2	43.8	375	6.14
E5541527	105	0.48	4950	<5	48	<0.5	19	0.03	18.5	3	8.2	12.4	319	6.41
E5541528	107	0.50	5130	<5	48	<0.5	20	0.03	18.6	3	8.4	48.5	328	6.61
E5541529	155	0.49	4280	<5	28	<0.5	19	0.04	16.5	2	5.5	11.8	801	8.13
E5541530	101	0.59	3050	<5	63	<0.5	12	0.13	13.9	18	7.6	44.0	282	4.85
E5541531	187	0.49	6770	5	26	<0.5	24	0.07	47.3	<1	5.9	12.0	677	8.94
E5541532	140	0.52	6160	<5	24	<0.5	25	0.08	34.2	<1	7.3	38.5	1430	8.37
E5541533	153	0.38	4140	<5	19	<0.5	25	0.13	57.1	<1	6.7	15.6	626	8.61
E5541534	115	0.44	3490	<5	46	<0.5	19	0.43	29.9	3	5.5	48.1	350	7.51
E5541535	43.0	0.54	2450	<5	53	0.5	7	0.57	35.6	11	7.0	52.0	143	4.62
E5541536	161	0.39	1000	13	17	<0.5	70	1.58	438	<1	25.4	15.4	>10000	14.5
E5541537	105	0.59	2990	<5	59	<0.5	12	0.22	71.6	13	6.9	13.4	378	5.47
E5541538	191	0.50	4210	<5	45	<0.5	23	0.34	39.7	2	5.8	44.4	761	7.72
E5541539	206	0.52	6160	<5	24	<0.5	23	0.60	154	<1	5.5	14.5	815	9.60
E5541540	93.9	0.52	5070	<5	52	<0.5	10	0.94	59.9	4	4.5	43.0	504	7.43
E5541541	0.4	0.80	18	<5	119	<0.5	2	0.96	<0.5	23	10.2	25.2	18.9	2.37
E5541542	92.7	0.46	1890	<5	57	<0.5	12	0.47	29.4	13	5.1	46.8	339	4.88
E5541543	83.6	0.49	1540	<5	57	<0.5	11	0.32	12.8	16	7.9	17.3	362	4.83
E5541544	168	0.42	1040	12	19	<0.5	76	1.57	445	<1	26.2	16.9	>10000	14.7
E5541545	186	0.52	8830	8	31	<0.5	29	0.83	62.3	<1	4.8	47.2	1630	12.9
E5541546	77.3	0.53	2070	<5	58	<0.5	12	0.54	32.3	14	6.9	13.7	416	5.53
E5541547	19.4	0.34	2290	<5	45	<0.5	8	0.52	11.4	17	6.3	2.3	167	3.98
E5541548	21.0	0.36	2100	<5	70	<0.5	8	0.62	7.5	21	5.9	1.6	161	3.44
E5541549	26.8	0.62	5270	<5	88	<0.5	9	0.99	9.8	20	7.6	38.4	207	4.47
E5541550	1.9	0.69	459	<5	81	0.7	4	1.87	<0.5	23	7.3	2.6	23.4	2.78
E5541551	9.9	0.62	1740	<5	127	0.5	4	1.23	18.3	26	7.0	42.5	35.6	2.87
E5541552	33.7	0.52	1970	<5	109	<0.5	8	1.07	4.3	20	6.3	2.7	142	3.29
E5541553	31.2	0.46	2280	<5	74	<0.5	7	0.66	45.7	19	6.4	48.2	142	3.43
E5541554	17.5	0.45	2900	<5	64	<0.5	6	0.69	58.9	23	6.3	2.2	41.3	3.34

Certified By:

Results relate only to the items tested and to all the items tested

AGAT Laboratories

5623 McADAM ROAD
MISSISSAUGA, ONTARIO
CANADA L4Z 1N9
TEL (905)501-9998
FAX (905)501-0589
http://www.agatlabs.com

Certificate of Analysis

AGAT WORK ORDER: 12Y621457

PROJECT NO: THORN 2012 Batch # 7

CLIENT NAME: BRIXTON METALS CORPORATION

ATTENTION TO: GARY THOMPSON

Aqua Regia Digest - Metals Package, ICP-OES finish (201073)

DATE SAMPLED: Jul 18, 2012 | DATE RECEIVED: Jul 13, 2012 | DATE REPORTED: Aug 13, 2012 | SAMPLE TYPE: Rock

Analyte:	Ag	Al	As	B	Ba	Be	Bi	Ca	Cd	Ce	Co	Cr	Cu	Fe
Unit:	ppm	%	ppm	ppm	ppm	ppm	ppm	%	ppm	ppm	ppm	ppm	ppm	%
Sample Description RDL:	0.2	0.01	1	5	1	0.5	1	0.01	0.5	1	0.5	0.5	0.5	0.01
E5541555	17.1	0.42	2920	<5	62	<0.5	5	0.66	61.2	22	6.6	43.2	41.0	3.20
E5541556	16.8	0.62	1180	<5	77	0.5	5	0.61	38.8	26	7.0	2.6	91.5	3.12
E5541557	20.3	0.45	1880	<5	60	<0.5	5	0.48	4.5	23	5.7	40.9	79.7	3.01
E5541558	29.6	0.57	2740	<5	68	0.5	8	0.80	6.3	18	7.7	40.8	103	4.65
E5541559	16.1	0.55	3130	<5	78	<0.5	10	1.22	14.4	15	6.9	2.0	69.1	5.14
E5541660	9.3	0.44	1730	<5	70	<0.5	8	1.32	12.7	12	6.5	1.1	37.9	4.13
E5541661	7.1	0.46	1930	<5	90	<0.5	3	0.85	4.4	8	5.6	34.3	25.2	3.25
E5541662	81.9	0.47	2070	<5	61	<0.5	11	0.43	8.1	10	5.8	1.4	505	5.32
E5541663	<0.2	0.97	1	<5	129	0.9	<1	1.36	<0.5	37	12.7	57.7	18.9	3.20
E5541664	222	0.32	2770	<5	17	<0.5	<1	0.31	40.7	20	5.9	41.8	1300	9.96
E5541665	19.5	0.49	2940	<5	62	<0.5	<1	0.42	16.9	25	5.6	2.3	72.6	3.46
E5541666	74.7	0.38	4860	<5	32	<0.5	<1	0.62	32.9	22	6.3	62.0	205	4.79
E5541667	2.0	0.47	609	<5	78	<0.5	<1	0.29	4.7	26	6.3	2.3	8.5	1.77
E5541668	6.4	0.57	946	<5	59	<0.5	<1	0.25	49.6	22	7.1	53.4	24.7	3.87
E5541669	2.4	0.55	1600	<5	67	0.6	<1	1.17	18.9	18	6.2	2.1	11.4	3.64
E5541670	166	0.36	1120	<5	11	<0.5	25	1.31	416	4	27.7	8.8	>10000	15.7
E5541671	10.0	0.64	1180	<5	53	0.7	<1	0.47	12.7	27	7.1	2.0	40.6	3.54
E5541672	4.7	0.36	3000	<5	44	0.6	<1	1.28	8.9	20	6.3	1.6	20.0	3.47
E5541673	0.8	0.44	953	<5	104	<0.5	<1	1.06	2.8	18	6.3	2.5	9.8	2.96
E5541674	1.7	0.38	1920	<5	72	<0.5	<1	0.43	7.3	25	7.4	1.0	15.4	3.46

Certified By:

Results relate only to the items tested and to all the items tested

AGAT Laboratories

5623 McADAM ROAD
MISSISSAUGA, ONTARIO
CANADA L4Z 1N9
TEL (905)501-9998
FAX (905)501-0589
http://www.agatlabs.com

Certificate of Analysis

AGAT WORK ORDER: 12Y621457

PROJECT NO: THORN 2012 Batch # 7

CLIENT NAME: BRIXTON METALS CORPORATION

ATTENTION TO: GARY THOMPSON

Aqua Regia Digest - Metals Package, ICP-OES finish (201073)

DATE SAMPLED: Jul 18, 2012 | DATE RECEIVED: Jul 13, 2012 | DATE REPORTED: Aug 13, 2012 | SAMPLE TYPE: Rock

Analyte:	Ga	Hg	In	K	La	Li	Mg	Mn	Mo	Na	Ni	P	Pb	Rb
Unit:	ppm	ppm	ppm	%	ppm	ppm	%	ppm	ppm	%	ppm	ppm	ppm	ppm
Sample Description RDL:	5	1	1	0.01	1	1	0.01	1	0.5	0.01	0.5	10	0.5	10
E5541523	6	<1	2	0.23	12	2	0.10	64	1.6	0.01	6.5	120	2010	20
E5541524	<5	<1	5	0.29	14	<1	0.02	36	2.5	0.01	3.0	488	4170	21
E5541525	<5	<1	9	0.22	12	<1	0.01	32	3.0	<0.01	2.6	76	5900	16
E5541526	<5	<1	4	0.26	13	<1	0.01	20	1.8	0.01	2.3	153	4900	19
E5541527	<5	<1	<1	0.28	11	<1	0.02	29	<0.5	<0.01	3.0	187	4710	22
E5541528	5	<1	4	0.29	12	<1	0.02	29	1.3	<0.01	3.4	190	4790	24
E5541529	<5	<1	<1	0.30	13	<1	0.02	22	3.2	<0.01	1.5	178	4690	23
E5541530	<5	<1	6	0.35	15	<1	0.02	27	1.1	0.01	4.3	564	4400	25
E5541531	5	<1	5	0.29	11	<1	0.02	33	2.4	0.01	1.5	356	7030	23
E5541532	<5	<1	5	0.30	12	<1	0.02	28	2.7	0.01	2.5	403	4350	20
E5541533	<5	<1	5	0.23	10	<1	0.02	45	2.9	0.01	3.0	489	8390	17
E5541534	<5	<1	4	0.30	12	<1	0.05	198	3.1	<0.01	1.6	506	4770	23
E5541535	<5	<1	1	0.35	11	<1	0.07	321	1.3	<0.01	3.3	699	1520	28
E5541536	19	15	9	0.09	<1	4	0.78	422	35.5	<0.01	48.7	371	>10000	<10
E5541537	<5	<1	2	0.36	14	<1	0.03	159	1.0	0.02	2.5	683	4870	29
E5541538	5	<1	8	0.31	12	<1	0.04	162	1.6	0.02	1.5	602	>10000	23
E5541539	6	1	<1	0.30	10	<1	0.08	374	4.2	0.01	1.6	539	>10000	25
E5541540	<5	<1	<1	0.34	12	<1	0.09	508	<0.5	0.01	0.5	713	6720	25
E5541541	<5	<1	2	0.12	9	2	0.63	363	2.1	0.25	27.6	1370	44.9	<10
E5541542	<5	<1	3	0.30	13	<1	0.04	200	1.8	0.01	1.8	580	4220	22
E5541543	<5	<1	3	0.30	15	<1	0.04	107	4.0	0.01	2.5	616	2340	21
E5541544	20	16	11	0.10	1	4	0.80	424	36.8	<0.01	50.7	386	>10000	10
E5541545	9	<1	<1	0.31	9	<1	0.15	530	2.0	0.01	<0.5	513	8610	27
E5541546	5	<1	9	0.32	15	<1	0.06	237	2.0	0.01	3.0	746	4810	24
E5541547	<5	<1	3	0.22	14	<1	0.04	192	5.8	<0.01	3.1	718	1290	17
E5541548	<5	<1	<1	0.25	15	<1	0.05	245	2.9	<0.01	2.4	682	395	18
E5541549	<5	<1	7	0.40	16	<1	0.15	560	4.2	0.01	6.8	760	458	32
E5541550	<5	<1	<1	0.43	14	<1	0.33	2220	1.3	0.02	4.3	841	44.2	39
E5541551	<5	<1	7	0.39	15	<1	0.12	647	2.9	0.02	4.4	876	290	33
E5541552	<5	<1	1	0.32	14	<1	0.07	328	2.0	0.01	5.7	620	381	24
E5541553	<5	<1	<1	0.30	14	<1	0.06	241	2.2	0.01	3.4	727	348	22
E5541554	<5	<1	5	0.29	15	<1	0.05	231	1.7	0.01	2.6	775	400	21

Certified By:

Results relate only to the items tested and to all the items tested

AGAT Laboratories

5623 McADAM ROAD
MISSISSAUGA, ONTARIO
CANADA L4Z 1N9
TEL (905)501-9998
FAX (905)501-0589
http://www.agatlabs.com

Certificate of Analysis

AGAT WORK ORDER: 12Y621457

PROJECT NO: THORN 2012 Batch # 7

CLIENT NAME: BRIXTON METALS CORPORATION

ATTENTION TO: GARY THOMPSON

Aqua Regia Digest - Metals Package, ICP-OES finish (201073)

DATE SAMPLED: Jul 18, 2012 | DATE RECEIVED: Jul 13, 2012 | DATE REPORTED: Aug 13, 2012 | SAMPLE TYPE: Rock

Analyte:	Ga	Hg	In	K	La	Li	Mg	Mn	Mo	Na	Ni	P	Pb	Rb
Unit:	ppm	ppm	ppm	%	ppm	ppm	%	ppm	ppm	%	ppm	ppm	ppm	ppm
Sample Description RDL:	5	1	1	0.01	1	1	0.01	1	0.5	0.01	0.5	10	0.5	10
E5541555	<5	<1	3	0.28	15	<1	0.05	228	2.3	0.01	3.2	783	383	21
E5541556	<5	<1	6	0.36	17	<1	0.08	252	4.5	0.02	5.3	766	356	26
E5541557	<5	<1	1	0.28	16	<1	0.05	152	2.0	0.01	2.5	681	257	20
E5541558	<5	<1	3	0.36	15	<1	0.10	296	2.0	0.01	3.7	799	392	29
E5541559	<5	<1	<1	0.34	15	<1	0.12	439	4.0	0.01	5.9	787	264	28
E5541660	<5	<1	<1	0.28	11	<1	0.12	434	3.1	0.01	2.0	768	359	23
E5541661	<5	<1	2	0.30	7	<1	0.14	379	1.6	<0.01	1.4	760	188	22
E5541662	<5	<1	5	0.29	12	<1	0.10	269	1.4	0.01	1.2	681	720	21
E5541663	6	<1	<1	0.11	13	2	0.80	465	1.9	0.27	36.9	1610	<0.5	<10
E5541664	6	<1	<1	0.22	8	<1	0.24	691	6.7	0.02	2.4	605	6570	18
E5541665	<5	<1	<1	0.30	12	<1	0.32	695	2.4	0.02	1.6	730	709	22
E5541666	6	<1	<1	0.24	10	<1	0.23	722	4.6	<0.01	3.7	737	8390	18
E5541667	<5	<1	<1	0.27	13	<1	0.08	134	1.4	0.01	2.2	816	149	21
E5541668	<5	<1	<1	0.32	10	<1	0.19	597	4.2	0.01	3.8	822	1020	24
E5541669	<5	<1	<1	0.31	9	<1	0.46	1560	3.0	<0.01	2.0	740	391	24
E5541670	18	17	<1	0.08	<1	3	0.74	393	48.8	<0.01	52.9	332	12100	<10
E5541671	<5	<1	<1	0.27	13	4	0.19	309	1.8	0.01	2.7	891	444	21
E5541672	<5	<1	<1	0.21	9	1	0.48	1700	2.1	0.01	2.4	819	266	16
E5541673	<5	<1	<1	0.26	9	<1	0.51	4240	2.4	0.01	1.9	752	106	18
E5541674	<5	<1	<1	0.22	12	<1	0.26	1140	2.0	0.01	2.7	733	229	16

Certified By:



Results relate only to the items tested and to all the items tested

AGAT Laboratories
5623 McADAM ROAD
MISSISSAUGA, ONTARIO
CANADA L4Z 1N9
TEL (905)501-9998
FAX (905)501-0589
http://www.agatlabs.com

Certificate of Analysis

AGAT WORK ORDER: 12Y621457

PROJECT NO: THORN 2012 Batch # 7

CLIENT NAME: BRIXTON METALS CORPORATION

ATTENTION TO: GARY THOMPSON

Aqua Regia Digest - Metals Package, ICP-OES finish (201073)

DATE SAMPLED: Jul 18, 2012 | DATE RECEIVED: Jul 13, 2012 | DATE REPORTED: Aug 13, 2012 | SAMPLE TYPE: Rock

Analyte:	S	Sb	Sc	Se	Sn	Sr	Ta	Te	Th	Ti	Tl	U	V	W
Unit:	%	ppm	ppm	ppm	ppm	ppm	ppm	ppm	ppm	%	ppm	ppm	ppm	ppm
Sample Description RDL:	0.005	1	0.5	10	5	0.5	10	10	5	0.01	5	5	0.5	1
E5541523	8.18	1330	1.6	12	<5	3.0	<10	15	7	<0.01	8	<5	12.9	<1
E5541524	5.87	1990	1.5	<10	<5	32.3	<10	19	5	<0.01	9	<5	7.8	2
E5541525	8.88	3110	0.8	<10	<5	32.5	<10	23	6	<0.01	<5	<5	6.9	3
E5541526	7.20	2620	1.4	<10	<5	18.5	<10	17	7	<0.01	6	<5	7.6	4
E5541527	7.35	2180	1.1	<10	<5	17.2	<10	22	7	<0.01	8	<5	7.4	2
E5541528	7.54	2210	1.2	<10	<5	18.9	<10	21	6	<0.01	9	<5	8.4	2
E5541529	8.85	2090	0.9	<10	<5	18.9	<10	12	<5	<0.01	7	<5	8.4	<1
E5541530	5.60	1520	1.2	<10	<5	28.1	<10	16	<5	<0.01	7	<5	8.2	<1
E5541531	10.2	2620	1.0	29	<5	27.0	<10	36	7	<0.01	8	<5	8.7	19
E5541532	9.50	1800	1.1	<10	<5	10.8	<10	25	<5	<0.01	7	<5	8.5	6
E5541533	9.81	2190	<0.5	10	<5	7.4	<10	38	<5	<0.01	8	<5	8.0	15
E5541534	8.79	942	1.2	<10	<5	66.7	<10	29	<5	<0.01	9	<5	8.6	12
E5541535	5.24	294	2.0	<10	<5	101	<10	12	<5	<0.01	9	<5	8.8	<1
E5541536	18.2	193	<0.5	206	60	21.3	<10	73	<5	<0.01	34	<5	27.5	725
E5541537	6.44	435	1.3	<10	<5	28.3	<10	21	6	<0.01	6	<5	10.1	8
E5541538	9.01	738	<0.5	<10	<5	61.9	<10	23	<5	<0.01	9	<5	9.7	8
E5541539	11.7	1080	<0.5	31	<5	121	<10	50	5	<0.01	12	<5	12.4	140
E5541540	8.72	805	1.7	<10	<5	187	<10	26	<5	<0.01	11	<5	10.9	22
E5541541	0.033	3	5.8	<10	<5	107	<10	<10	<5	0.16	8	<5	54.7	<1
E5541542	5.74	309	1.5	<10	<5	107	<10	13	5	<0.01	8	<5	7.9	6
E5541543	5.52	318	1.3	<10	<5	68.2	<10	<10	6	<0.01	6	<5	7.5	<1
E5541544	18.5	204	<0.5	215	61	22.0	<10	72	<5	<0.01	34	7	30.3	737
E5541545	14.8	1790	1.8	<10	<5	138	<10	41	<5	<0.01	10	<5	13.6	95
E5541546	6.48	479	1.4	<10	<5	115	<10	11	5	<0.01	8	<5	9.2	3
E5541547	4.46	158	1.6	<10	<5	91.3	<10	<10	6	<0.01	7	<5	5.8	<1
E5541548	3.85	138	1.6	<10	<5	134	<10	<10	<5	<0.01	7	<5	6.0	<1
E5541549	4.76	192	2.4	<10	<5	207	<10	<10	<5	<0.01	8	<5	11.7	<1
E5541550	2.18	29	3.0	<10	<5	375	<10	<10	<5	<0.01	10	5	12.4	<1
E5541551	3.15	39	2.4	<10	<5	269	<10	<10	6	<0.01	8	<5	9.4	<1
E5541552	3.66	149	1.7	<10	<5	324	<10	<10	5	<0.01	8	<5	7.9	<1
E5541553	3.89	124	1.9	<10	<5	183	<10	<10	7	<0.01	7	<5	7.9	<1
E5541554	3.79	45	1.9	<10	<5	190	<10	<10	5	<0.01	7	<5	7.4	1

Certified By:

Results relate only to the items tested and to all the items tested

AGAT Laboratories
5623 McADAM ROAD
MISSISSAUGA, ONTARIO
CANADA L4Z 1N9
TEL (905)501-9998
FAX (905)501-0589
http://www.agatlabs.com

Certificate of Analysis

AGAT WORK ORDER: 12Y621457

PROJECT NO: THORN 2012 Batch # 7

CLIENT NAME: BRIXTON METALS CORPORATION

ATTENTION TO: GARY THOMPSON

Aqua Regia Digest - Metals Package, ICP-OES finish (201073)

DATE SAMPLED: Jul 18, 2012 | DATE RECEIVED: Jul 13, 2012 | DATE REPORTED: Aug 13, 2012 | SAMPLE TYPE: Rock

Analyte:	S	Sb	Sc	Se	Sn	Sr	Ta	Te	Th	Ti	Tl	U	V	W
Unit:	%	ppm	ppm	ppm	ppm	ppm	ppm	ppm	ppm	%	ppm	ppm	ppm	ppm
Sample Description RDL:	0.005	1	0.5	10	5	0.5	10	10	5	0.01	5	5	0.5	1
E5541555	3.63	44	2.0	<10	<5	185	<10	<10	7	<0.01	8	<5	7.4	<1
E5541556	3.52	78	2.1	<10	<5	192	<10	<10	6	<0.01	7	<5	9.5	<1
E5541557	3.23	93	1.7	<10	<5	158	<10	<10	<5	<0.01	6	<5	6.5	<1
E5541558	5.25	113	2.4	<10	<5	206	<10	<10	7	<0.01	8	<5	9.8	<1
E5541559	5.77	73	2.3	<10	<5	231	<10	<10	6	<0.01	8	<5	9.5	<1
E5541660	4.65	50	1.9	<10	<5	248	<10	<10	7	<0.01	9	<5	7.4	<1
E5541661	3.53	51	1.7	<10	<5	187	<10	<10	<5	<0.01	7	<5	6.9	<1
E5541662	5.82	490	1.8	<10	<5	75.6	<10	<10	6	<0.01	6	<5	7.9	<1
E5541663	0.015	1	4.4	<10	<5	128	<10	<10	<5	0.20	<5	<5	59.1	2
E5541664	9.12	2170	<0.5	10	<5	54.7	<10	<10	<5	<0.01	6	<5	4.8	<1
E5541665	2.81	158	<0.5	<10	<5	94.2	<10	<10	<5	<0.01	<5	<5	6.4	<1
E5541666	6.22	2380	<0.5	<10	<5	111	<10	<10	<5	<0.01	6	<5	3.5	<1
E5541667	2.01	51	<0.5	<10	<5	109	<10	<10	<5	<0.01	<5	<5	4.1	<1
E5541668	3.95	300	<0.5	<10	<5	87.9	<10	<10	<5	<0.01	5	<5	6.2	<1
E5541669	3.79	106	<0.5	<10	<5	234	<10	<10	<5	<0.01	<5	<5	4.0	<1
E5541670	15.3	243	<0.5	238	67	26.0	14	14	<5	<0.01	28	12	18.4	392
E5541671	3.59	51	0.5	<10	<5	79.6	<10	<10	<5	<0.01	<5	<5	10.2	<1
E5541672	3.24	44	<0.5	<10	<5	129	<10	<10	<5	<0.01	<5	<5	3.9	<1
E5541673	2.24	30	<0.5	<10	<5	182	<10	<10	<5	<0.01	<5	<5	5.9	<1
E5541674	3.16	61	<0.5	<10	<5	74.9	<10	<10	<5	<0.01	<5	<5	4.4	<1

Certified By:

Results relate only to the items tested and to all the items tested

AGAT Laboratories
5623 McADAM ROAD
MISSISSAUGA, ONTARIO
CANADA L4Z 1N9
TEL (905)501-9998
FAX (905)501-0589
http://www.agatlabs.com

Certificate of Analysis

AGAT WORK ORDER: 12Y621457

PROJECT NO: THORN 2012 Batch # 7

CLIENT NAME: BRIXTON METALS CORPORATION

ATTENTION TO: GARY THOMPSON

Aqua Regia Digest - Metals Package, ICP-OES finish (201073)

DATE SAMPLED: Jul 18, 2012 | DATE RECEIVED: Jul 13, 2012 | DATE REPORTED: Aug 13, 2012 | SAMPLE TYPE: Rock

Analyte:	Y	Zn	Zr	Zn Fusion	Cu-OL	Pb-Fusion
Unit:	ppm	ppm	ppm	%	%	%
Sample Description RDL:	1	0.5	5	0.005	0.002	0.005
E5541523	3	3530	<5			
E5541524	5	8520	6			
E5541525	3	8310	<5			
E5541526	3	5780	6			
E5541527	3	8330	<5			
E5541528	3	8300	<5			
E5541529	3	3810	<5			
E5541530	4	2910	<5			
E5541531	3	>10000	<5	1.49		
E5541532	3	9700	<5			
E5541533	4	>10000	<5	1.45		
E5541534	4	>10000	<5	1.59		
E5541535	5	6590	6			
E5541536	4	>10000	<5	8.52	1.30	1.47
E5541537	5	>10000	<5	1.26		
E5541538	4	>10000	<5	1.39		1.43
E5541539	4	>10000	<5	3.14		2.16
E5541540	6	>10000	<5	1.70		
E5541541	10	72.5	14			
E5541542	5	5880	<5			
E5541543	4	3590	<5			
E5541544	4	>10000	<5	9.11	1.25	1.50
E5541545	4	>10000	<5	2.29		
E5541546	5	7440	6			
E5541547	5	3270	<5			
E5541548	5	1380	<5			
E5541549	6	1270	<5			
E5541550	7	46.9	<5			
E5541551	7	1770	<5			
E5541552	5	537	<5			
E5541553	5	3460	5			
E5541554	6	4650	5			

Certified By:

Results relate only to the items tested and to all the items tested

AGAT Laboratories

5623 McADAM ROAD
MISSISSAUGA, ONTARIO
CANADA L4Z 1N9
TEL (905)501-9998
FAX (905)501-0589
http://www.agatlabs.com

Certificate of Analysis

AGAT WORK ORDER: 12Y621457
PROJECT NO: THORN 2012 Batch # 7

CLIENT NAME: BRIXTON METALS CORPORATION

ATTENTION TO: GARY THOMPSON

Aqua Regia Digest - Metals Package, ICP-OES finish (201073)

DATE SAMPLED: Jul 18, 2012 | DATE RECEIVED: Jul 13, 2012 | DATE REPORTED: Aug 13, 2012 | SAMPLE TYPE: Rock

Analyte:	Y	Zn	Zr	Zn Fusion	Cu-OL	Pb-Fusion
Unit:	ppm	ppm	ppm	%	%	%
Sample Description RDL:	1	0.5	5	0.005	0.002	0.005
E5541555	6	4840	6			
E5541556	6	2900	<5			
E5541557	5	602	5			
E5541558	6	1060	6			
E5541559	6	1510	6			
E5541660	6	1240	6			
E5541661	5	658	<5			
E5541662	5	2320	<5			
E5541663	13	39.8	8			
E5541664	3	>10000	7	1.20		
E5541665	4	2200	<5			
E5541666	4	7320	5			
E5541667	4	434	<5			
E5541668	4	3890	<5			
E5541669	6	1960	<5			
E5541670	4	>10000	6	9.07	1.25	1.47
E5541671	4	1460	<5			
E5541672	6	1110	<5			
E5541673	5	497	<5			
E5541674	4	1410	<5			

Comments: RDL - Reported Detection Limit

Certified By:

Results relate only to the items tested and to all the items tested

AGAT Laboratories
5623 McADAM ROAD
MISSISSAUGA, ONTARIO
CANADA L4Z 1N9
TEL (905)501-9998
FAX (905)501-0589
http://www.agatlabs.com

Certificate of Analysis

AGAT WORK ORDER: 12Y621457

PROJECT NO: THORN 2012 Batch # 7

CLIENT NAME: BRIXTON METALS CORPORATION

ATTENTION TO: GARY THOMPSON

Fire Assay - Trace Au, ICP-OES finish (202052)

DATE SAMPLED: Jul 18, 2012 | DATE RECEIVED: Jul 13, 2012 | DATE REPORTED: Aug 13, 2012 | SAMPLE TYPE: Rock

Analyte:	Sample Login Weight	Au
Unit:	kg	ppm
Sample Description RDL:	0.01	0.001
E5541523	2.51	1.06
E5541524	2.16	1.06
E5541525	2.04	1.61
E5541526	2.07	1.49
E5541527	2.09	1.69
E5541528	Duplicate	1.77
E5541529	2.06	2.11
E5541530	1.71	2.08
E5541531	2.07	2.67
E5541532	2.22	2.85
E5541533	1.99	2.17
E5541534	2.33	1.54
E5541535	2.22	1.51
E5541536	0.16	1.96
E5541537	2.38	2.01
E5541538	2.36	2.60
E5541539	2.61	3.76
E5541540	2.22	2.57
E5541541	0.45	0.003
E5541542	2.19	2.20
E5541543	2.30	1.54
E5541544	0.17	2.06
E5541545	3.00	3.90
E5541546	2.32	1.54
E5541547	1.77	0.981
E5541548	2.34	0.770
E5541549	2.16	0.535
E5541550	2.34	0.038
E5541551	2.19	0.270
E5541552	2.26	0.580
E5541553	2.00	0.564

Certified By:

Results relate only to the items tested and to all the items tested

AGAT Laboratories
5623 McADAM ROAD
MISSISSAUGA, ONTARIO
CANADA L4Z 1N9
TEL (905)501-9998
FAX (905)501-0589
http://www.agatlabs.com

Certificate of Analysis

AGAT WORK ORDER: 12Y621457

PROJECT NO: THORN 2012 Batch # 7

CLIENT NAME: BRIXTON METALS CORPORATION

ATTENTION TO: GARY THOMPSON

Fire Assay - Trace Au, ICP-OES finish (202052)

DATE SAMPLED: Jul 18, 2012 | DATE RECEIVED: Jul 13, 2012 | DATE REPORTED: Aug 13, 2012 | SAMPLE TYPE: Rock

Analyte:	Sample Login Weight	Au
Unit:	kg	ppm
Sample Description RDL:	0.01	0.001
E5541554	2.36	0.437
E5541555	Duplicate	0.432
E5541556	2.30	0.336
E5541557	2.19	0.552
E5541558	2.35	0.722
E5541559	2.35	0.608
E5541660	2.36	0.160
E5541661	1.99	0.256
E5541662	2.09	0.546
E5541663	0.38	0.002
E5541664	2.20	1.02
E5541665	2.02	0.220
E5541666	2.38	0.922
E5541667	2.20	0.023
E5541668	2.28	0.060
E5541669	2.29	0.038
E5541670	0.17	2.12
E5541671	2.31	0.182
E5541672	2.16	0.059
E5541673	2.81	0.005
E5541674	3.39	0.045

Comments: RDL - Reported Detection Limit

Certified By:

Results relate only to the items tested and to all the items tested

AGAT Laboratories

5623 McADAM ROAD
MISSISSAUGA, ONTARIO
CANADA L4Z 1N9
TEL (905)501-9998
FAX (905)501-0589
http://www.agatlabs.com

Quality Assurance

CLIENT NAME: BRIXTON METALS CORPORATION

AGAT WORK ORDER: 12Y621457

PROJECT NO: THORN 2012 Batch # 7

ATTENTION TO: GARY THOMPSON

Solid Analysis

RPT Date: Aug 13, 2012		REPLICATE				Method Blank	REFERENCE MATERIAL				
PARAMETER	Batch	Sample Id	Original	Rep #1	RPD		Result Value	Expect Value	Recovery	Acceptable Limits	
										Lower	Upper
Fire Assay - Trace Au, ICP-OES finish (202052)											
Au	1	3527054	1.06	1.06	0.0%	< 0.001	0.263	0.263	100%	90%	110%
Aqua Regia Digest - Metals Package, ICP-OES finish (201073)											
Ag	1	3527054	91.1	90.6	0.6%	< 0.2				80%	120%
Al	1	3527054	0.444	0.483	8.4%	< 0.01				80%	120%
As	1	3527054	2870	2820	1.8%	< 1				80%	120%
B	1	3527054	< 5	< 5	0.0%	< 5				80%	120%
Ba	1	3527054	24	24	0.0%	< 1				80%	120%
Be	1	3527054	< 0.5	< 0.5	0.0%	< 0.5				80%	120%
Bi	1	3527054	21	19	10.0%	< 1				80%	120%
Ca	1	3527054	0.073	0.076	4.0%	< 0.01				80%	120%
Cd	1	3527054	20.0	19.7	1.5%	< 0.5				80%	120%
Ce	1	3527054	2	1		< 1				80%	120%
Co	1	3527054	6.8	6.7	1.5%	< 0.5				80%	120%
Cr	1	3527054	56.5	56.5	0.0%	< 0.5				80%	120%
Cu	1	3527054	580	580	0.0%	< 0.5	3970	3800	104%	80%	120%
Fe	1	3527054	7.71	8.00	3.7%	< 0.01				80%	120%
Ga	1	3527054	6	5	18.2%	< 5				80%	120%
Hg	1	3527054	< 1	< 1	0.0%	< 1	1.5	1.3	115%	80%	120%
In	1	3527054	2	1		< 1				80%	120%
K	1	3527054	0.235	0.253	7.4%	< 0.01				80%	120%
La	1	3527054	12	12	0.0%	< 1				80%	120%
Li	1	3527054	2	2	0.0%	< 1				80%	120%
Mg	1	3527054	0.10	0.10	0.0%	< 0.01				80%	120%
Mn	1	3527054	64	64	0.0%	< 1				80%	120%
Mo	1	3527054	1.60	1.79	11.2%	< 0.5				80%	120%
Na	1	3527054	0.01	0.01	0.0%	< 0.01				80%	120%
Ni	1	3527054	6.50	6.68	2.7%	< 0.5				80%	120%
P	1	3527054	120	117	2.5%	< 10	516	600	86%	80%	120%
Pb	1	3527054	2010	1990	1.0%	< 0.5				80%	120%
Rb	1	3527054	20	20	0.0%	< 10				80%	120%
S	1	3527054	8.18	8.50	3.8%	< 0.005				80%	120%
Sb	1	3527054	1330	1320	0.8%	< 1				80%	120%
Sc	1	3527054	1.63	1.67	2.4%	< 0.5				80%	120%
Se	1	3527054	12	16	28.6%	< 10				80%	120%
Sn	1	3527054	< 5	< 5	0.0%	< 5				80%	120%
Sr	1	3527054	3.0	3.3	9.5%	< 0.5	315	390	81%	80%	120%
Ta	1	3527054	< 10	< 10	0.0%	< 10				80%	120%
Te	1	3527054	15	10		< 10				80%	120%
Th	1	3527054	7	6	15.4%	< 5				80%	120%
Ti	1	3527054	< 0.01	< 0.01	0.0%	< 0.01				80%	120%
Tl	1	3527054	8	7	13.3%	< 5				80%	120%
U	1	3527054	< 5	< 5	0.0%	< 5				80%	120%
V	1	3527054	12.9	13.0	0.8%	< 0.5				80%	120%

Results relate only to the items tested and to all the items tested

AGAT Laboratories
5623 McADAM ROAD
MISSISSAUGA, ONTARIO
CANADA L4Z 1N9
TEL (905)501-9998
FAX (905)501-0589
http://www.agatlabs.com

Quality Assurance

CLIENT NAME: BRIXTON METALS CORPORATION
AGAT WORK ORDER: 12Y621457
PROJECT NO: THORN 2012 Batch # 7
ATTENTION TO: GARY THOMPSON

Solid Analysis (Continued)

RPT Date: Aug 13, 2012		REPLICATE				Method Blank	REFERENCE MATERIAL				
PARAMETER	Batch	Sample Id	Original	Rep #1	RPD		Result Value	Expect Value	Recovery	Acceptable Limits Lower	Acceptable Limits Upper
W	1	3527054	< 1	< 1	0.0%	< 1				80%	120%
Y	1	3527054	3	3	0.0%	< 1				80%	120%
Zn	1	3527054	3530	3510	0.6%	< 0.5				80%	120%
Zr	1	3527054	< 5	< 5	0.0%	< 5				80%	120%
Fire Assay - Trace Au, ICP-OES finish (202052)											
Au	1	3527068	2.01	1.87	7.2%	< 0.001	1.61	1.52	106%	90%	110%
Fire Assay - Trace Au, ICP-OES finish (202052)											
Au	1	3527079	0.770	0.706	8.7%	< 0.001				90%	110%
Fire Assay - Trace Au, ICP-OES finish (202052)											
Au	1	3527092	0.256	0.263	2.7%	< 0.001				90%	110%
Aqua Regia Digest - Metals Package, ICP-OES finish (201073)											
Ag	1	3527079	21.0	20.7	1.4%	< 0.2				80%	120%
Al	1	3527079	0.36	0.42	15.4%	< 0.01				80%	120%
As	1	3527079	2100	2070	1.4%	< 1				80%	120%
B	1	3527079	< 5	< 5	0.0%	< 5	5.73	7.00	82%	80%	120%
Ba	1	3527079	70	79	12.1%	< 1				80%	120%
Be	1	3527079	< 0.5	< 0.5	0.0%	< 0.5				80%	120%
Bi	1	3527079	8	8	0.0%	< 1				80%	120%
Ca	1	3527079	0.62	0.61	1.6%	< 0.01				80%	120%
Cd	1	3527079	7.5	7.2	4.1%	< 0.5				80%	120%
Ce	1	3527079	21	23	9.1%	< 1				80%	120%
Co	1	3527079	5.9	5.8	1.7%	< 0.5	6	5.0	120%	80%	120%
Cr	1	3527079	1.64	1.96	17.8%	< 0.5				80%	120%
Cu	1	3527079	161	159	1.3%	< 0.5	3677	3800	96%	80%	120%
Fe	1	3527079	3.44	3.41	0.9%	< 0.01				80%	120%
Ga	1	3527079	< 5	< 5	0.0%	< 5				80%	120%
Hg	1	3527079	< 1	< 1	0.0%	< 1				80%	120%
In	1	3527079	< 1	< 1	0.0%	< 1				80%	120%
K	1	3527079	0.25	0.28	11.3%	< 0.01				80%	120%
La	1	3527079	15	16	6.5%	< 1				80%	120%
Li	1	3527079	< 1	< 1	0.0%	< 1				80%	120%
Mg	1	3527079	0.05	0.05	0.0%	< 0.01				80%	120%
Mn	1	3527079	245	235	4.2%	< 1				80%	120%
Mo	1	3527079	2.87	2.24	24.7%	< 0.5				80%	120%
Na	1	3527079	< 0.01	< 0.01	0.0%	< 0.01				80%	120%
Ni	1	3527079	2.4	2.4	0.0%	< 0.5				80%	120%
P	1	3527079	682	666	2.4%	< 10	494	600	82%	80%	120%
Pb	1	3527079	395	385	2.6%	< 0.5				80%	120%
Rb	1	3527079	18	20	10.5%	< 10	15	13	116%	80%	120%
S	1	3527079	3.85	3.78	1.8%	< 0.005	0.94	0.80	117%	80%	120%
Sb	1	3527079	138	135	2.2%	< 1				80%	120%
Sc	1	3527079	1.63	1.70	4.2%	< 0.5				80%	120%
Se	1	3527079	< 10	< 10	0.0%	< 10				80%	120%

Results relate only to the items tested and to all the items tested

AGAT Laboratories
5623 McADAM ROAD
MISSISSAUGA, ONTARIO
CANADA L4Z 1N9
TEL (905)501-9998
FAX (905)501-0589
http://www.agatlabs.com

Quality Assurance

CLIENT NAME: BRIXTON METALS CORPORATION

AGAT WORK ORDER: 12Y621457

PROJECT NO: THORN 2012 Batch # 7

ATTENTION TO: GARY THOMPSON

Solid Analysis (Continued)

RPT Date: Aug 13, 2012		REPLICATE				Method Blank	REFERENCE MATERIAL				
PARAMETER	Batch	Sample Id	Original	Rep #1	RPD		Result Value	Expect Value	Recovery	Acceptable Limits Lower	Acceptable Limits Upper
Sn	1	3527079	< 5	< 5	0.0%	< 5				80%	120%
Sr	1	3527079	134	137	2.2%	< 0.5				80%	120%
Ta	1	3527079	< 10	< 10	0.0%	< 10				80%	120%
Te	1	3527079	< 10	< 10	0.0%	< 10				80%	120%
Th	1	3527079	< 5	< 5	0.0%	< 5				80%	120%
Ti	1	3527079	< 0.01	< 0.01	0.0%	< 0.01				80%	120%
Tl	1	3527079	7	6	15.4%	< 5				80%	120%
U	1	3527079	< 5	< 5	0.0%	< 5				80%	120%
V	1	3527079	6.0	6.4	6.5%	< 0.5				80%	120%
W	1	3527079	< 1	< 1	0.0%	< 1				80%	120%
Y	1	3527079	5	5	0.0%	< 1				80%	120%
Zn	1	3527079	1380	1330	3.7%	< 0.5				80%	120%
Zr	1	3527079	< 5	< 5	0.0%	< 5				80%	120%
Aqua Regia Digest - Metals Package, ICP-OES finish (201073)											
Cu	1					< 0.5	3831	3800	100%	80%	120%
P	1					< 10	506	600	84%	80%	120%
Rb	1					< 10	16	13	120%	80%	120%
Sr	1					< 0.5	312	390	80%	80%	120%

Certified By:



Results relate only to the items tested and to all the items tested

AGAT Laboratories

5623 McADAM ROAD
MISSISSAUGA, ONTARIO
CANADA L4Z 1N9
TEL (905)501-9998
FAX (905)501-0589
http://www.agatlabs.com

Method Summary

CLIENT NAME: BRIXTON METALS CORPORATION

AGAT WORK ORDER: 12Y621457

PROJECT NO: THORN 2012 Batch # 7

ATTENTION TO: GARY THOMPSON

PARAMETER	AGAT S.O.P	LITERATURE REFERENCE	ANALYTICAL TECHNIQUE
Solid Analysis			
Ag	MIN-200-12020		ICP/OES
Al	MIN-200-12020		ICP/OES
As	MIN-200-12020		ICP/OES
B	MIN-200-12020		ICP/OES
Ba	MIN-200-12020		ICP/OES
Be	MIN-200-12020		ICP/OES
Bi	MIN-200-12020		ICP/OES
Ca	MIN-200-12020		ICP/OES
Cd	MIN-200-12020		ICP/OES
Ce	MIN-200-12020		ICP/OES
Co	MIN-200-12020		ICP/OES
Cr	MIN-200-12020		ICP/OES
Cu	MIN-200-12020		ICP/OES
Fe	MIN-200-12020		ICP/OES
Ga	MIN-200-12020		ICP/OES
Hg	MIN-200-12020		ICP/OES
In	MIN-200-12020		ICP/OES
K	MIN-200-12020		ICP/OES
La	MIN-200-12020		ICP/OES
Li	MIN-200-12020		ICP/OES
Mg	MIN-200-12020		ICP/OES
Mn	MIN-200-12020		ICP/OES
Mo	MIN-200-12020		ICP/OES
Na	MIN-200-12020		ICP/OES
Ni	MIN-200-12020		ICP/OES
P	MIN-200-12020		ICP/OES
Pb	MIN-200-12020		ICP/OES
Rb	MIN-200-12020		ICP/OES
S	MIN-200-12020		ICP/OES
Sb	MIN-200-12020		ICP/OES
Sc	MIN-200-12020		ICP/OES
Se	MIN-200-12020		ICP/OES
Sn	MIN-200-12020		ICP/OES
Sr	MIN-200-12020		ICP/OES
Ta	MIN-200-12020		ICP/OES
Te	MIN-200-12020		ICP/OES
Th	MIN-200-12020		ICP/OES
Ti	MIN-200-12020		ICP/OES
Tl	MIN-200-12020		ICP/OES
U	MIN-200-12020		ICP/OES
V	MIN-200-12020		ICP/OES
W	MIN-200-12020		ICP/OES
Y	MIN-200-12020		ICP/OES
Zn	MIN-200-12020		ICP/OES
Zr	MIN-200-12020		ICP/OES
Zn Fusion	MIN-200-12001		ICP/OES
Cu-OL	MIN-200-12001		ICP/OES
Pb-Fusion	MIN-200-12001		ICP/OES
Sample Login Weight	MIN-12009		BALANCE

Results relate only to the items tested and to all the items tested

5623 McADAM ROAD
MISSISSAUGA, ONTARIO
CANADA L4Z 1N9
TEL (905)501-9998
FAX (905)501-0589
http://www.agatlabs.com

Method Summary

CLIENT NAME: BRIXTON METALS CORPORATION

AGAT WORK ORDER: 12Y621457

PROJECT NO: THORN 2012 Batch # 7

ATTENTION TO: GARY THOMPSON

PARAMETER	AGAT S.O.P	LITERATURE REFERENCE	ANALYTICAL TECHNIQUE
Au	MIN-200-12006	BUGBEE, E: A Textbook of Fire Assaying	ICP-OES

Results relate only to the items tested and to all the items tested

AGAT Laboratories

5623 McADAM ROAD
MISSISSAUGA, ONTARIO
CANADA L4Z 1N9
TEL (905)501-9998
FAX (905)501-0589
http://www.agatlabs.com

CLIENT NAME: BRIXTON METALS CORPORATION
1411-409 GRANVILLE ST.
VANCOUVER, BC V6C1T2
(604) 630-9707

ATTENTION TO: GARY THOMPSON

PROJECT NO: THORN 2012 Batch # 8

AGAT WORK ORDER: 12Y621462

SOLID ANALYSIS REVIEWED BY: Kevin Motomura, ICP Supervisor

DATE REPORTED: Aug 10, 2012

PAGES (INCLUDING COVER): 16

Should you require any information regarding this analysis please contact your client services representative at (905) 501-9998

*NOTES

All samples are stored at no charge for 90 days. Please contact the lab if you require additional sample storage time.

Results relate only to the items tested and to all the items tested

AGAT Laboratories

5623 McADAM ROAD
MISSISSAUGA, ONTARIO
CANADA L4Z 1N9
TEL (905)501-9998
FAX (905)501-0589
http://www.agatlabs.com

Certificate of Analysis

AGAT WORK ORDER: 12Y621462

PROJECT NO: THORN 2012 Batch # 8

CLIENT NAME: BRIXTON METALS CORPORATION

ATTENTION TO: GARY THOMPSON

Aqua Regia Digest - Metals Package, ICP-OES finish (201073)

DATE SAMPLED: Jul 18, 2012 | DATE RECEIVED: Jul 13, 2012 | DATE REPORTED: Aug 10, 2012 | SAMPLE TYPE: Rock

Analyte:	Ag	Al	As	B	Ba	Be	Bi	Ca	Cd	Ce	Co	Cr	Cu	Fe
Unit:	ppm	%	ppm	ppm	ppm	ppm	ppm	%	ppm	ppm	ppm	ppm	ppm	%
Sample Description RDL:	0.2	0.01	1	5	1	0.5	1	0.01	0.5	1	0.5	0.5	0.5	0.01
E5541675	129	0.44	2190	<5	49	<0.5	8	<0.01	3.0	26	5.1	6.3	274	5.58
E5541676	150	0.45	2940	<5	62	<0.5	13	<0.01	8.7	30	5.2	7.4	631	6.47
E5541677	146	0.45	3000	<5	70	<0.5	12	<0.01	8.9	30	5.3	31.4	630	6.47
E5541678	153	0.39	3510	<5	59	<0.5	8	<0.01	7.2	30	4.9	6.3	465	6.73
E5541679	246	0.36	3980	<5	38	<0.5	<1	0.04	32.6	27	6.3	31.8	902	10.6
E5541680	94.1	0.45	3460	<5	72	0.5	2	0.14	15.2	34	7.7	7.8	375	6.07
E5541681	84.6	0.38	4050	<5	43	<0.5	4	0.13	16.1	30	7.2	35.9	294	8.93
E5541682	61.4	0.55	3470	<5	78	<0.5	<1	0.12	17.1	36	8.3	9.4	308	6.78
E5541683	171	0.50	>10000	<5	46	<0.5	<1	0.08	41.7	23	4.3	32.3	709	21.1
E5541684	93.8	0.67	7740	<5	73	0.6	<1	0.36	30.1	27	5.6	5.8	389	9.95
E5541685	25.7	0.73	2840	<5	114	0.7	<1	0.57	13.6	37	6.8	38.5	135	4.86
E5541686	152	0.63	3150	<5	70	<0.5	<1	0.22	32.2	29	6.7	7.0	600	8.07
E5541687	71.2	0.45	6720	<5	60	0.5	<1	0.55	23.7	25	5.9	37.1	443	8.16
E5541688	0.5	0.87	9	<5	157	0.9	<1	1.02	<0.5	32	12.0	24.7	18.5	2.66
E5541689	18.0	0.63	5090	<5	77	0.6	<1	0.46	31.6	37	8.1	44.3	137	4.28
E5541690	19.2	0.50	1620	<5	70	<0.5	<1	0.74	4.7	31	7.1	13.5	92.8	4.32
E5541691	117	0.56	1500	<5	95	0.5	<1	0.45	5.9	34	6.9	44.2	553	5.34
E5541692	15.2	0.71	2140	<5	127	0.6	<1	0.90	7.7	38	8.2	9.3	51.7	3.35
E5541693	173	0.34	1180	<5	35	<0.5	26	1.70	454	5	30.4	9.8	>10000	16.3
E5541694	64.4	0.61	2190	<5	78	0.6	<1	0.70	7.6	38	7.9	35.8	220	4.50
E5541695	14.2	0.60	1710	<5	103	0.6	<1	0.75	7.8	35	10.4	9.5	69.8	4.05
E5541696	7.3	0.58	1650	<5	124	0.6	<1	0.62	8.1	32	7.6	32.4	31.2	4.61
E5541697	3.4	0.75	1240	<5	151	<0.5	<1	1.57	3.4	33	6.4	8.6	21.7	2.14
E5541698	3.3	0.63	1110	<5	129	0.7	<1	1.28	3.4	33	6.0	24.7	19.5	1.76
E5541699	8.7	0.81	1870	<5	125	0.7	<1	0.99	8.8	38	8.9	7.8	40.2	4.43
E5541700	4.5	0.77	1580	<5	127	0.7	<1	0.48	8.5	33	6.9	9.9	26.0	3.70
E5541701	0.9	0.54	1030	<5	112	0.8	<1	2.29	0.6	25	5.1	31.7	9.8	2.44
E5541702	0.8	0.61	609	<5	135	0.8	<1	2.56	<0.5	28	5.6	11.4	6.7	2.61
E5541703	0.8	0.91	1680	<5	165	0.9	<1	2.00	0.8	29	5.6	35.2	6.9	2.58
E5541704	0.9	0.81	468	<5	128	0.7	<1	2.19	<0.5	31	5.4	13.8	9.6	2.50
E5541705	<0.2	1.02	<1	<5	160	1.0	<1	1.28	<0.5	36	13.1	57.8	18.5	3.33
E5541706	0.9	0.67	2050	<5	162	1.0	<1	2.13	<0.5	30	5.9	9.1	7.7	2.65

Certified By:

Results relate only to the items tested and to all the items tested

AGAT Laboratories

5623 McADAM ROAD
MISSISSAUGA, ONTARIO
CANADA L4Z 1N9
TEL (905)501-9998
FAX (905)501-0589
http://www.agatlabs.com

Certificate of Analysis

AGAT WORK ORDER: 12Y621462

PROJECT NO: THORN 2012 Batch # 8

CLIENT NAME: BRIXTON METALS CORPORATION

ATTENTION TO: GARY THOMPSON

Aqua Regia Digest - Metals Package, ICP-OES finish (201073)

DATE SAMPLED: Jul 18, 2012 | DATE RECEIVED: Jul 13, 2012 | DATE REPORTED: Aug 10, 2012 | SAMPLE TYPE: Rock

Analyte:	Ag	Al	As	B	Ba	Be	Bi	Ca	Cd	Ce	Co	Cr	Cu	Fe
Unit:	ppm	%	ppm	ppm	ppm	ppm	ppm	%	ppm	ppm	ppm	ppm	ppm	%
Sample Description RDL:	0.2	0.01	1	5	1	0.5	1	0.01	0.5	1	0.5	0.5	0.5	0.01
E5541707	0.5	0.61	390	<5	119	0.7	<1	1.78	<0.5	28	5.9	40.7	8.2	2.76
E5541708	2.1	0.65	814	<5	96	0.6	<1	0.42	5.6	34	7.4	10.0	8.4	2.90
E5541709	170	0.37	1180	<5	45	<0.5	21	1.72	445	5	30.0	9.4	>10000	16.7
E5541710	2.4	0.61	899	<5	180	1.0	<1	1.79	2.5	31	6.1	36.6	14.6	2.84
E5541711	3.7	0.66	1600	<5	140	0.7	<1	0.29	16.3	30	6.6	11.9	18.6	3.65
E5541712	1.6	0.72	265	<5	118	0.6	<1	1.65	3.7	29	5.5	48.3	12.2	3.15
E5541713	6.8	0.55	1170	<5	131	0.8	<1	2.02	4.4	24	5.9	14.4	26.8	2.93
E5541714	8.0	0.44	1140	<5	116	0.6	<1	1.97	4.5	22	5.5	40.1	32.4	2.83
E5541715	0.4	0.46	625	<5	218	0.5	<1	1.00	<0.5	23	6.2	13.1	12.0	2.37
E5541716	0.3	0.58	307	<5	118	<0.5	<1	1.82	<0.5	30	6.7	39.6	12.9	2.37

Certified By:

Results relate only to the items tested and to all the items tested

AGAT Laboratories

5623 McADAM ROAD
MISSISSAUGA, ONTARIO
CANADA L4Z 1N9
TEL (905)501-9998
FAX (905)501-0589
http://www.agatlabs.com

Certificate of Analysis

AGAT WORK ORDER: 12Y621462
PROJECT NO: THORN 2012 Batch # 8

CLIENT NAME: BRIXTON METALS CORPORATION

ATTENTION TO: GARY THOMPSON

Aqua Regia Digest - Metals Package, ICP-OES finish (201073)

DATE SAMPLED: Jul 18, 2012 | DATE RECEIVED: Jul 13, 2012 | DATE REPORTED: Aug 10, 2012 | SAMPLE TYPE: Rock

Analyte:	Ga	Hg	In	K	La	Li	Mg	Mn	Mo	Na	Ni	P	Pb	Rb
Unit:	ppm	ppm	ppm	%	ppm	ppm	%	ppm	ppm	%	ppm	ppm	ppm	ppm
Sample Description RDL:	5	1	1	0.01	1	1	0.01	1	0.5	0.01	0.5	10	0.5	10
E5541675	<5	<1	<1	0.25	12	<1	0.02	13	2.3	<0.01	2.8	49	3970	19
E5541676	6	1	<1	0.27	14	<1	0.02	14	3.0	0.01	3.1	44	4660	21
E5541677	<5	<1	<1	0.27	14	<1	0.02	15	3.3	0.01	3.1	51	4730	21
E5541678	<5	<1	<1	0.45	14	<1	0.02	11	3.3	<0.01	2.3	56	6260	21
E5541679	6	<1	<1	0.22	12	<1	0.02	25	11.6	<0.01	3.1	217	2620	19
E5541680	<5	<1	<1	0.25	16	<1	0.02	29	5.3	0.02	4.5	660	1120	19
E5541681	<5	<1	<1	0.23	13	<1	0.02	25	<0.5	<0.01	3.8	616	1840	18
E5541682	<5	<1	<1	0.31	17	<1	0.03	35	6.9	0.01	5.2	693	1390	25
E5541683	11	2	<1	0.28	10	<1	0.04	41	2.7	0.01	<0.5	404	7760	26
E5541684	6	1	<1	0.36	12	<1	0.06	175	7.2	0.01	2.0	599	5180	30
E5541685	<5	<1	<1	0.38	17	<1	0.06	279	4.1	0.02	2.2	843	1000	29
E5541686	<5	<1	<1	0.33	13	<1	0.04	101	11.0	0.02	2.2	635	4530	26
E5541687	<5	<1	<1	0.26	11	<1	0.07	321	6.3	0.01	2.6	652	1890	21
E5541688	5	<1	<1	0.14	10	2	0.62	418	1.1	0.26	29.3	1360	13.2	<10
E5541689	<5	<1	<1	0.36	17	<1	0.05	323	5.1	0.01	7.4	756	421	27
E5541690	<5	<1	<1	0.28	15	<1	0.04	199	3.5	0.01	6.4	787	437	21
E5541691	<5	<1	<1	0.30	16	<1	0.04	121	4.1	0.02	6.8	754	2550	24
E5541692	<5	<1	<1	0.39	18	<1	0.06	286	3.9	0.01	7.6	876	278	29
E5541693	16	16	<1	0.07	1	3	0.78	433	51.9	<0.01	53.6	356	>10000	<10
E5541694	<5	<1	<1	0.35	18	<1	0.05	239	5.3	0.01	5.3	826	881	27
E5541695	<5	<1	<1	0.33	17	<1	0.05	270	2.7	0.01	4.0	814	338	26
E5541696	<5	<1	<1	0.31	15	<1	0.06	230	2.5	0.01	4.8	741	281	24
E5541697	<5	<1	<1	0.40	16	<1	0.19	1270	1.9	0.02	2.8	991	98.4	32
E5541698	<5	<1	<1	0.33	15	<1	0.15	1170	2.6	0.02	2.8	861	88.8	34
E5541699	<5	<1	<1	0.42	17	<1	0.11	437	2.9	0.02	7.9	1010	277	34
E5541700	<5	<1	<1	0.39	16	<1	0.10	404	2.6	0.02	3.9	802	236	29
E5541701	<5	<1	<1	0.29	12	<1	0.85	2950	0.7	0.02	2.0	680	47.6	25
E5541702	5	<1	<1	0.33	14	<1	0.93	3760	0.5	0.02	1.5	726	33.2	28
E5541703	<5	<1	<1	0.45	14	<1	0.74	2650	1.3	0.02	1.8	736	37.9	36
E5541704	<5	<1	<1	0.41	15	<1	0.83	3710	0.9	0.02	1.5	696	27.3	33
E5541705	7	<1	<1	0.15	12	2	0.88	494	0.9	0.30	34.4	1450	<0.5	<10
E5541706	<5	<1	<1	0.36	15	<1	0.74	2840	1.7	0.02	1.4	675	31.3	28

Certified By:

Results relate only to the items tested and to all the items tested

AGAT Laboratories

5623 McADAM ROAD
MISSISSAUGA, ONTARIO
CANADA L4Z 1N9
TEL (905)501-9998
FAX (905)501-0589
http://www.agatlabs.com

Certificate of Analysis

AGAT WORK ORDER: 12Y621462

PROJECT NO: THORN 2012 Batch # 8

CLIENT NAME: BRIXTON METALS CORPORATION

ATTENTION TO: GARY THOMPSON

Aqua Regia Digest - Metals Package, ICP-OES finish (201073)

DATE SAMPLED: Jul 18, 2012 | DATE RECEIVED: Jul 13, 2012 | DATE REPORTED: Aug 10, 2012 | SAMPLE TYPE: Rock

Analyte:	Ga	Hg	In	K	La	Li	Mg	Mn	Mo	Na	Ni	P	Pb	Rb
Unit:	ppm	ppm	ppm	%	ppm	ppm	%	ppm	ppm	%	ppm	ppm	ppm	ppm
Sample Description RDL:	5	1	1	0.01	1	1	0.01	1	0.5	0.01	0.5	10	0.5	10
E5541707	<5	<1	<1	0.31	14	1	0.67	2890	1.3	0.02	1.8	738	42.9	24
E5541708	<5	<1	<1	0.28	16	2	0.27	1110	1.8	0.02	2.2	744	214	20
E5541709	15	16	<1	0.09	1	4	0.78	429	52.3	<0.01	59.1	335	>10000	<10
E5541710	5	<1	<1	0.30	15	1	0.61	5390	1.7	0.02	2.3	717	192	23
E5541711	<5	<1	<1	0.29	14	1	0.11	294	2.7	0.01	1.8	721	598	20
E5541712	<5	<1	<1	0.33	14	1	0.57	2770	2.2	0.02	2.1	730	206	26
E5541713	<5	<1	<1	0.27	12	<1	0.67	2400	1.3	0.02	2.1	707	620	21
E5541714	<5	<1	<1	0.24	10	<1	0.67	2330	1.9	0.02	2.3	742	738	20
E5541715	<5	<1	<1	0.24	11	<1	0.39	1770	0.8	0.02	2.2	778	39.4	18
E5541716	<5	<1	<1	0.25	15	3	0.69	2090	0.8	0.03	2.8	762	19.6	20

Certified By:

Results relate only to the items tested and to all the items tested

AGAT Laboratories

5623 McADAM ROAD
MISSISSAUGA, ONTARIO
CANADA L4Z 1N9
TEL (905)501-9998
FAX (905)501-0589
http://www.agatlabs.com

Certificate of Analysis

AGAT WORK ORDER: 12Y621462
PROJECT NO: THORN 2012 Batch # 8

CLIENT NAME: BRIXTON METALS CORPORATION

ATTENTION TO: GARY THOMPSON

Aqua Regia Digest - Metals Package, ICP-OES finish (201073)

DATE SAMPLED: Jul 18, 2012 | DATE RECEIVED: Jul 13, 2012 | DATE REPORTED: Aug 10, 2012 | SAMPLE TYPE: Rock

Analyte:	S	Sb	Sc	Se	Sn	Sr	Ta	Te	Th	Ti	Tl	U	V	W
Unit:	%	ppm	ppm	ppm	ppm	ppm	ppm	ppm	ppm	%	ppm	ppm	ppm	ppm
Sample Description RDL:	0.005	1	0.5	10	5	0.5	10	10	5	0.01	5	5	0.5	1
E5541675	5.36	1780	<0.5	14	<5	11.0	<10	<10	<5	<0.01	9	<5	4.4	<1
E5541676	6.33	1590	<0.5	10	<5	16.3	<10	<10	<5	<0.01	7	5	5.1	<1
E5541677	6.40	1600	<0.5	18	<5	16.5	11	<10	6	<0.01	7	5	5.8	<1
E5541678	5.30	1180	<0.5	13	<5	21.0	<10	<10	<5	<0.01	9	<5	4.3	<1
E5541679	10.3	1490	<0.5	13	<5	32.2	<10	16	<5	<0.01	11	8	3.9	<1
E5541680	6.08	551	<0.5	<10	<5	26.9	<10	<10	<5	<0.01	5	<5	4.9	<1
E5541681	8.52	520	<0.5	<10	<5	47.6	<10	<10	<5	<0.01	10	7	3.6	<1
E5541682	7.19	331	<0.5	14	<5	19.1	<10	<10	<5	<0.01	6	5	6.1	<1
E5541683	16.0	1030	<0.5	43	<5	59.2	14	<10	<5	<0.01	17	22	9.4	<1
E5541684	9.48	487	0.8	15	<5	87.5	10	<10	5	<0.01	9	8	8.2	<1
E5541685	4.90	197	<0.5	<10	<5	66.8	<10	<10	<5	<0.01	<5	<5	6.0	<1
E5541686	8.24	850	<0.5	16	<5	36.9	<10	23	5	<0.01	7	7	6.9	<1
E5541687	7.97	548	<0.5	<10	<5	92.2	10	<10	5	<0.01	<5	9	4.9	<1
E5541688	0.033	4	3.5	<10	<5	116	<10	<10	<5	0.19	<5	<5	49.2	1
E5541689	4.44	154	<0.5	<10	<5	70.9	<10	<10	5	<0.01	<5	<5	6.9	<1
E5541690	4.65	130	<0.5	<10	<5	144	<10	<10	<5	<0.01	7	<5	4.9	<1
E5541691	5.79	797	<0.5	<10	<5	126	<10	<10	<5	<0.01	<5	<5	5.0	<1
E5541692	3.68	86	<0.5	<10	<5	202	<10	<10	7	<0.01	<5	<5	6.5	<1
E5541693	13.8	239	<0.5	231	73	34.4	16	<10	<5	<0.01	32	22	18.4	521
E5541694	4.88	271	<0.5	<10	<5	159	<10	<10	5	<0.01	<5	<5	5.8	<1
E5541695	4.44	106	<0.5	<10	<5	181	<10	<10	6	<0.01	<5	<5	5.5	<1
E5541696	4.88	88	<0.5	<10	<5	128	<10	<10	<5	<0.01	<5	<5	5.6	<1
E5541697	2.33	40	0.9	<10	<5	351	<10	<10	<5	<0.01	<5	<5	7.7	<1
E5541698	2.06	36	0.8	<10	<5	293	<10	<10	<5	<0.01	<5	<5	6.8	1
E5541699	4.81	91	<0.5	<10	<5	210	<10	<10	7	<0.01	<5	<5	6.7	<1
E5541700	3.93	53	<0.5	<10	<5	116	<10	<10	<5	<0.01	<5	<5	6.0	<1
E5541701	1.95	18	1.0	<10	<5	116	<10	<10	<5	<0.01	<5	<5	10.0	<1
E5541702	1.87	14	0.9	<10	<5	136	<10	<10	<5	<0.01	<5	<5	9.8	2
E5541703	2.26	17	1.0	<10	<5	122	<10	<10	<5	<0.01	<5	<5	11.2	1
E5541704	1.80	14	1.0	<10	<5	151	<10	<10	<5	<0.01	<5	<5	10.7	1
E5541705	0.007	<1	4.7	<10	<5	133	<10	<10	<5	0.22	<5	<5	63.4	3
E5541706	2.19	19	0.9	<10	<5	102	<10	<10	<5	<0.01	<5	<5	8.5	2

Certified By:

Results relate only to the items tested and to all the items tested

AGAT Laboratories

5623 McADAM ROAD
MISSISSAUGA, ONTARIO
CANADA L4Z 1N9
TEL (905)501-9998
FAX (905)501-0589
http://www.agatlabs.com

Certificate of Analysis

AGAT WORK ORDER: 12Y621462

PROJECT NO: THORN 2012 Batch # 8

CLIENT NAME: BRIXTON METALS CORPORATION

ATTENTION TO: GARY THOMPSON

Aqua Regia Digest - Metals Package, ICP-OES finish (201073)

DATE SAMPLED: Jul 18, 2012 | DATE RECEIVED: Jul 13, 2012 | DATE REPORTED: Aug 10, 2012 | SAMPLE TYPE: Rock

Analyte:	S	Sb	Sc	Se	Sn	Sr	Ta	Te	Th	Ti	Tl	U	V	W
Unit:	%	ppm	ppm	ppm	ppm	ppm	ppm	ppm	ppm	%	ppm	ppm	ppm	ppm
Sample Description RDL:	0.005	1	0.5	10	5	0.5	10	10	5	0.01	5	5	0.5	1
E5541707	1.82	17	0.9	<10	<5	120	<10	<10	<5	<0.01	<5	<5	8.6	1
E5541708	2.34	37	0.6	<10	<5	47.9	<10	<10	<5	<0.01	<5	<5	7.3	<1
E5541709	14.4	242	<0.5	242	72	33.9	23	20	<5	<0.01	34	21	20.2	591
E5541710	2.62	23	0.8	<10	<5	76.5	<10	<10	<5	<0.01	<5	<5	7.5	<1
E5541711	3.69	58	<0.5	<10	<5	83.4	<10	<10	<5	<0.01	<5	<5	4.4	<1
E5541712	2.47	35	0.8	<10	<5	273	<10	<10	<5	<0.01	<5	<5	8.8	<1
E5541713	2.61	46	0.8	<10	<5	343	<10	<10	<5	<0.01	<5	<5	8.0	<1
E5541714	2.64	55	1.0	<10	<5	332	<10	<10	<5	<0.01	<5	<5	7.5	<1
E5541715	1.79	17	0.6	<10	<5	227	<10	<10	<5	<0.01	<5	<5	5.0	<1
E5541716	1.12	17	1.0	<10	<5	322	<10	<10	<5	<0.01	<5	<5	6.7	1

Certified By:

Results relate only to the items tested and to all the items tested

AGAT Laboratories
5623 McADAM ROAD
MISSISSAUGA, ONTARIO
CANADA L4Z 1N9
TEL (905)501-9998
FAX (905)501-0589
http://www.agatlabs.com

Certificate of Analysis

AGAT WORK ORDER: 12Y621462

PROJECT NO: THORN 2012 Batch # 8

CLIENT NAME: BRIXTON METALS CORPORATION

ATTENTION TO: GARY THOMPSON

Aqua Regia Digest - Metals Package, ICP-OES finish (201073)

DATE SAMPLED: Jul 18, 2012 | DATE RECEIVED: Jul 13, 2012 | DATE REPORTED: Aug 10, 2012 | SAMPLE TYPE: Rock

Analyte:	Y	Zn	Zr	Zn Fusion	As-OL	Cu-OL	Pb-Fusion
Unit:	ppm	ppm	ppm	%	%	%	%
Sample Description RDL:	1	0.5	5	0.005		0.002	0.005
E5541675	2	921	7				
E5541676	3	1790	7				
E5541677	3	1770	7				
E5541678	2	3110	5				
E5541679	3	>10000	8	1.56			
E5541680	4	2740	7				
E5541681	4	3490	7				
E5541682	4	3180	7				
E5541683	4	>10000	11	1.27	1.24		
E5541684	4	>10000	9	1.27			
E5541685	6	2930	7				
E5541686	5	8680	9				
E5541687	6	6540	8				
E5541688	11	52.1	23				
E5541689	6	2720	7				
E5541690	6	1020	6				
E5541691	5	2250	8				
E5541692	6	1150	5				
E5541693	5	>10000	8	10.3		1.22	1.52
E5541694	6	2160	8				
E5541695	6	1000	7				
E5541696	5	1380	6				
E5541697	7	369	5				
E5541698	7	321	<5				
E5541699	7	963	8				
E5541700	4	916	6				
E5541701	7	172	<5				
E5541702	8	85.8	<5				
E5541703	7	100	<5				
E5541704	8	77.7	<5				
E5541705	12	38.4	21				
E5541706	7	149	<5				

Certified By:

Results relate only to the items tested and to all the items tested

AGAT Laboratories

5623 McADAM ROAD
MISSISSAUGA, ONTARIO
CANADA L4Z 1N9
TEL (905)501-9998
FAX (905)501-0589
http://www.agatlabs.com

Certificate of Analysis

AGAT WORK ORDER: 12Y621462

PROJECT NO: THORN 2012 Batch # 8

CLIENT NAME: BRIXTON METALS CORPORATION

ATTENTION TO: GARY THOMPSON

Aqua Regia Digest - Metals Package, ICP-OES finish (201073)

DATE SAMPLED: Jul 18, 2012 | DATE RECEIVED: Jul 13, 2012 | DATE REPORTED: Aug 10, 2012 | SAMPLE TYPE: Rock

Analyte:	Y	Zn	Zr	Zn Fusion	As-OL	Cu-OL	Pb-Fusion
Unit:	ppm	ppm	ppm	%	%	%	%
Sample Description RDL:	1	0.5	5	0.005		0.002	0.005
E5541707	6	97.2	<5				
E5541708	4	864	<5				
E5541709	4	>10000	7	10.6		1.22	1.52
E5541710	7	477	<5				
E5541711	3	1930	<5				
E5541712	8	471	<5				
E5541713	9	532	<5				
E5541714	9	552	<5				
E5541715	6	116	<5				
E5541716	7	61.7	<5				

Comments: RDL - Reported Detection Limit

Certified By:

Results relate only to the items tested and to all the items tested

AGAT Laboratories
5623 McADAM ROAD
MISSISSAUGA, ONTARIO
CANADA L4Z 1N9
TEL (905)501-9998
FAX (905)501-0589
http://www.agatlabs.com

Certificate of Analysis

AGAT WORK ORDER: 12Y621462

PROJECT NO: THORN 2012 Batch # 8

CLIENT NAME: BRIXTON METALS CORPORATION

ATTENTION TO: GARY THOMPSON

Fire Assay - Trace Au, ICP-OES finish (202052)

DATE SAMPLED: Jul 18, 2012 | DATE RECEIVED: Jul 13, 2012 | DATE REPORTED: Aug 10, 2012 | SAMPLE TYPE: Rock

Analyte:	Sample Login Weight	Au
Unit:	kg	ppm
Sample Description RDL:	0.01	0.001
E5541675	2.42	1.46
E5541676	1.96	1.91
E5541677	Duplicate	1.86
E5541678	1.42	1.56
E5541679	2.41	2.07
E5541680	2.08	0.966
E5541681	2.37	1.49
E5541682	2.05	1.44
E5541683	2.51	2.69
E5541684	2.37	1.45
E5541685	2.21	0.837
E5541686	2.18	2.96
E5541687	2.30	1.53
E5541688	0.39	0.004
E5541689	2.05	0.575
E5541690	2.16	0.510
E5541691	2.32	1.69
E5541692	2.18	0.510
E5541693	0.17	2.01
E5541694	2.32	0.665
E5541695	2.23	0.135
E5541696	2.02	0.099
E5541697	2.28	0.045
E5541698	Duplicate	0.045
E5541699	2.14	0.066
E5541700	2.21	0.067
E5541701	2.22	0.026
E5541702	1.27	0.024
E5541703	3.33	0.199
E5541704	2.03	0.013
E5541705	0.42	<0.001

Certified By:



Results relate only to the items tested and to all the items tested

AGAT Laboratories
5623 McADAM ROAD
MISSISSAUGA, ONTARIO
CANADA L4Z 1N9
TEL (905)501-9998
FAX (905)501-0589
http://www.agatlabs.com

Certificate of Analysis

AGAT WORK ORDER: 12Y621462

PROJECT NO: THORN 2012 Batch # 8

CLIENT NAME: BRIXTON METALS CORPORATION

ATTENTION TO: GARY THOMPSON

Fire Assay - Trace Au, ICP-OES finish (202052)

DATE SAMPLED: Jul 18, 2012 | DATE RECEIVED: Jul 13, 2012 | DATE REPORTED: Aug 10, 2012 | SAMPLE TYPE: Rock

Analyte:	Sample Login Weight	Au
Unit:	kg	ppm
Sample Description RDL:	0.01	0.001
E5541706	2.14	0.194
E5541707	2.27	0.013
E5541708	2.28	0.008
E5541709	0.15	1.99
E5541710	4.86	0.075
E5541711	4.42	0.104
E5541712	4.56	0.022
E5541713	4.22	0.058
E5541714	Duplicate	0.060
E5541715	5.02	0.023
E5541716	5.49	0.015

Comments: RDL - Reported Detection Limit

Certified By:

Results relate only to the items tested and to all the items tested

AGAT Laboratories

5623 McADAM ROAD
MISSISSAUGA, ONTARIO
CANADA L4Z 1N9
TEL (905)501-9998
FAX (905)501-0589
http://www.agatlabs.com

Quality Assurance

CLIENT NAME: BRIXTON METALS CORPORATION

AGAT WORK ORDER: 12Y621462

PROJECT NO: THORN 2012 Batch # 8

ATTENTION TO: GARY THOMPSON

Solid Analysis

RPT Date: Aug 10, 2012		REPLICATE				Method Blank	REFERENCE MATERIAL				
PARAMETER	Batch	Sample Id	Original	Rep #1	RPD		Result Value	Expect Value	Recovery	Acceptable Limits	
										Lower	Upper
Aqua Regia Digest - Metals Package, ICP-OES finish (201073)											
Cu	1	3527113	274	271	1.1%	-0.831	3987	3800	104%	80%	120%
Aqua Regia Digest - Metals Package, ICP-OES finish (201073)											
Ag	1	3527126	0.5	0.2		< 0.2				80%	120%
Al	1	3527126	0.873	0.947	8.1%	< 0.01				80%	120%
As	1	3527126	9	5		< 1				80%	120%
B	1	3527126	< 5	< 5	0.0%	< 5				80%	120%
Ba	1	3527126	157	159	1.3%	< 1				80%	120%
Be	1	3527126	0.9	0.9	0.0%	< 0.5	0.4	0.4	110%	80%	120%
Bi	1	3527126	< 1	< 1	0.0%	< 1				80%	120%
Ca	1	3527126	1.02	1.09	6.6%	< 0.01				80%	120%
Cd	1	3527126	< 0.5	< 0.5	0.0%	< 0.5				80%	120%
Ce	1	3527126	32	30	6.5%	< 1				80%	120%
Co	1	3527126	12.0	11.8	1.7%	< 0.5				80%	120%
Cr	1	3527126	24.7	25.5	3.2%	< 0.5				80%	120%
Cu	1	3527126	18.5	17.4	6.1%	< 0.5	4048	3800	106%	80%	120%
Fe	1	3527126	2.66	2.82	5.8%	< 0.01				80%	120%
Ga	1	3527126	5	5	0.0%	< 5				80%	120%
Hg	1	3527126	< 1	1		< 1				80%	120%
In	1	3527126	< 1	< 1	0.0%	< 1				80%	120%
K	1	3527126	0.14	0.14	0.0%	< 0.01				80%	120%
La	1	3527126	10	10	0.0%	< 1				80%	120%
Li	1	3527126	2	2	0.0%	< 1				80%	120%
Mg	1	3527126	0.622	0.637	2.4%	< 0.01				80%	120%
Mn	1	3527126	418	422	1.0%	< 1				80%	120%
Mo	1	3527126	1.1	1.8		< 0.5				80%	120%
Na	1	3527126	0.26	0.28	7.4%	< 0.01				80%	120%
Ni	1	3527126	29.3	28.5	2.8%	< 0.5				80%	120%
P	1	3527126	1360	1310	3.7%	< 10	498	600	83%	80%	120%
Pb	1	3527126	13.2	12.6	4.7%	< 0.5				80%	120%
Rb	1	3527126	< 10	< 10	0.0%	< 10	12	13	95%	80%	120%
S	1	3527126	0.033	0.027	20.0%	< 0.005				80%	120%
Sb	1	3527126	4	3	28.6%	< 1				80%	120%
Sc	1	3527126	3.5	3.5	0.0%	< 0.5				80%	120%
Se	1	3527126	< 10	< 10	0.0%	< 10				80%	120%
Sn	1	3527126	< 5	< 5	0.0%	< 5				80%	120%
Sr	1	3527126	116	121	4.2%	< 0.5	313	390	80%	80%	120%
Ta	1	3527126	< 10	< 10	0.0%	< 10				80%	120%
Te	1	3527126	< 10	< 10	0.0%	< 10				80%	120%
Th	1	3527126	< 5	< 5	0.0%	< 5				80%	120%
Ti	1	3527126	0.19	0.20	5.1%	< 0.01				80%	120%
Tl	1	3527126	< 5	< 5	0.0%	< 5				80%	120%
U	1	3527126	< 5	< 5	0.0%	< 5				80%	120%
V	1	3527126	49.2	47.4	3.7%	< 0.5				80%	120%

Results relate only to the items tested and to all the items tested

AGAT Laboratories
5623 McADAM ROAD
MISSISSAUGA, ONTARIO
CANADA L4Z 1N9
TEL (905)501-9998
FAX (905)501-0589
http://www.agatlabs.com

Quality Assurance

CLIENT NAME: BRIXTON METALS CORPORATION
AGAT WORK ORDER: 12Y621462
PROJECT NO: THORN 2012 Batch # 8
ATTENTION TO: GARY THOMPSON

Solid Analysis (Continued)

RPT Date: Aug 10, 2012		REPLICATE				Method Blank	REFERENCE MATERIAL				
PARAMETER	Batch	Sample Id	Original	Rep #1	RPD		Result Value	Expect Value	Recovery	Acceptable Limits Lower	Acceptable Limits Upper
W	1	3527126	1	2		< 1				80%	120%
Y	1	3527126	11	10	9.5%	< 1				80%	120%
Zn	1	3527126	52.1	49.5	5.1%	< 0.5				80%	120%
Zr	1	3527126	23	23	0.0%	< 5				80%	120%
Aqua Regia Digest - Metals Package, ICP-OES finish (201073)											
Ag	1	3527138	4.5	4.5	0.0%	< 0.2				80%	120%
Al	1	3527138	0.771	0.675	13.3%	< 0.01				80%	120%
As	1	3527138	1580	1540	2.6%	< 1				80%	120%
B	1	3527138	< 5	< 5	0.0%	< 5				80%	120%
Ba	1	3527138	127	115	9.9%	< 1				80%	120%
Be	1	3527138	0.7	0.7	0.0%	< 0.5	0.4	0.4	106%	80%	120%
Bi	1	3527138	< 1	< 1	0.0%	< 1				80%	120%
Ca	1	3527138	0.48	0.48	0.0%	< 0.01				80%	120%
Cd	1	3527138	8.51	8.03	5.8%	< 0.5				80%	120%
Ce	1	3527138	33	30	9.5%	< 1				80%	120%
Co	1	3527138	6.9	6.9	0.0%	< 0.5				80%	120%
Cr	1	3527138	9.93	9.97	0.4%	< 0.5				80%	120%
Cu	1	3527138	26.0	25.1	3.5%	< 0.5	3953	3800	104%	80%	120%
Fe	1	3527138	3.70	3.76	1.6%	< 0.01				80%	120%
Ga	1	3527138	< 5	< 5	0.0%	< 5				80%	120%
Hg	1	3527138	< 1	< 1	0.0%	< 1				80%	120%
In	1	3527138	< 1	< 1	0.0%	< 1				80%	120%
K	1	3527138	0.39	0.36	8.0%	< 0.01				80%	120%
La	1	3527138	16	15	6.5%	< 1				80%	120%
Li	1	3527138	< 1	< 1	0.0%	< 1				80%	120%
Mg	1	3527138	0.10	0.10	0.0%	< 0.01				80%	120%
Mn	1	3527138	404	388	4.0%	< 1				80%	120%
Mo	1	3527138	2.6	3.0	14.3%	< 0.5				80%	120%
Na	1	3527138	0.02	0.02	0.0%	< 0.01				80%	120%
Ni	1	3527138	3.9	3.9	0.0%	< 0.5				80%	120%
P	1	3527138	802	764	4.9%	< 10				80%	120%
Pb	1	3527138	236	229	3.0%	< 0.5				80%	120%
Rb	1	3527138	29	26	10.9%	< 10	11	13	84%	80%	120%
S	1	3527138	3.93	3.78	3.9%	< 0.005				80%	120%
Sb	1	3527138	53	51	3.8%	< 1				80%	120%
Sc	1	3527138	< 0.5	< 0.5	0.0%	< 0.5				80%	120%
Se	1	3527138	< 10	< 10	0.0%	< 10				80%	120%
Sn	1	3527138	< 5	< 5	0.0%	< 5				80%	120%
Sr	1	3527138	116	114	1.7%	< 0.5				80%	120%
Ta	1	3527138	< 10	< 10	0.0%	< 10	0.8	0.9	88%	80%	120%
Te	1	3527138	< 10	< 10	0.0%	< 10				80%	120%
Th	1	3527138	< 5	< 5	0.0%	< 5				80%	120%
Ti	1	3527138	< 0.01	< 0.01	0.0%	< 0.01				80%	120%
Tl	1	3527138	< 5	< 5	0.0%	< 5				80%	120%

Results relate only to the items tested and to all the items tested

AGAT Laboratories

5623 McADAM ROAD
MISSISSAUGA, ONTARIO
CANADA L4Z 1N9
TEL (905)501-9998
FAX (905)501-0589
http://www.agatlabs.com

Quality Assurance

CLIENT NAME: BRIXTON METALS CORPORATION

AGAT WORK ORDER: 12Y621462

PROJECT NO: THORN 2012 Batch # 8

ATTENTION TO: GARY THOMPSON

Solid Analysis (Continued)

RPT Date: Aug 10, 2012		REPLICATE				Method Blank	REFERENCE MATERIAL				
PARAMETER	Batch	Sample Id	Original	Rep #1	RPD		Result Value	Expect Value	Recovery	Acceptable Limits Lower	Acceptable Limits Upper
U	1	3527138	< 5	< 5	0.0%	< 5				80%	120%
V	1	3527138	6.0	5.4	10.5%	< 0.5				80%	120%
W	1	3527138	< 1	< 1	0.0%	< 1				80%	120%
Y	1	3527138	4	4	0.0%	< 1				80%	120%
Zn	1	3527138	916	883	3.7%	< 0.5				80%	120%
Zr	1	3527138	6	8	28.6%	< 5				80%	120%
Fire Assay - Trace Au, ICP-OES finish (202052)											
Au	1	3527113	1.46	1.40	4.2%	< 0.001	0.267	0.263	102%	90%	110%
Fire Assay - Trace Au, ICP-OES finish (202052)											
Au	1	3527126	0.014	0.007		< 0.001	1.48	1.52	98%	90%	110%
Fire Assay - Trace Au, ICP-OES finish (202052)											
Au	1	3527138	0.0667	0.0686	2.8%	< 0.001				90%	110%

Certified By:

Results relate only to the items tested and to all the items tested

AGAT Laboratories

5623 McADAM ROAD
MISSISSAUGA, ONTARIO
CANADA L4Z 1N9
TEL (905)501-9998
FAX (905)501-0589
http://www.agatlabs.com

Method Summary

CLIENT NAME: BRIXTON METALS CORPORATION

AGAT WORK ORDER: 12Y621462

PROJECT NO: THORN 2012 Batch # 8

ATTENTION TO: GARY THOMPSON

PARAMETER	AGAT S.O.P	LITERATURE REFERENCE	ANALYTICAL TECHNIQUE
Solid Analysis			
Ag	MIN-200-12020		ICP/OES
Al	MIN-200-12020		ICP/OES
As	MIN-200-12020		ICP/OES
B	MIN-200-12020		ICP/OES
Ba	MIN-200-12020		ICP/OES
Be	MIN-200-12020		ICP/OES
Bi	MIN-200-12020		ICP/OES
Ca	MIN-200-12020		ICP/OES
Cd	MIN-200-12020		ICP/OES
Ce	MIN-200-12020		ICP/OES
Co	MIN-200-12020		ICP/OES
Cr	MIN-200-12020		ICP/OES
Cu	MIN-200-12020		ICP/OES
Fe	MIN-200-12020		ICP/OES
Ga	MIN-200-12020		ICP/OES
Hg	MIN-200-12020		ICP/OES
In	MIN-200-12020		ICP/OES
K	MIN-200-12020		ICP/OES
La	MIN-200-12020		ICP/OES
Li	MIN-200-12020		ICP/OES
Mg	MIN-200-12020		ICP/OES
Mn	MIN-200-12020		ICP/OES
Mo	MIN-200-12020		ICP/OES
Na	MIN-200-12020		ICP/OES
Ni	MIN-200-12020		ICP/OES
P	MIN-200-12020		ICP/OES
Pb	MIN-200-12020		ICP/OES
Rb	MIN-200-12020		ICP/OES
S	MIN-200-12020		ICP/OES
Sb	MIN-200-12020		ICP/OES
Sc	MIN-200-12020		ICP/OES
Se	MIN-200-12020		ICP/OES
Sn	MIN-200-12020		ICP/OES
Sr	MIN-200-12020		ICP/OES
Ta	MIN-200-12020		ICP/OES
Te	MIN-200-12020		ICP/OES
Th	MIN-200-12020		ICP/OES
Ti	MIN-200-12020		ICP/OES
Tl	MIN-200-12020		ICP/OES
U	MIN-200-12020		ICP/OES
V	MIN-200-12020		ICP/OES
W	MIN-200-12020		ICP/OES
Y	MIN-200-12020		ICP/OES
Zn	MIN-200-12020		ICP/OES
Zr	MIN-200-12020		ICP/OES
Zn Fusion	MIN-200-12001		ICP/OES
As-OL			ICP/OES
Cu-OL	MIN-200-12001		ICP/OES
Pb-Fusion	MIN-200-12001		ICP/OES

Results relate only to the items tested and to all the items tested

5623 McADAM ROAD
MISSISSAUGA, ONTARIO
CANADA L4Z 1N9
TEL (905)501-9998
FAX (905)501-0589
http://www.agatlabs.com

Method Summary

CLIENT NAME: BRIXTON METALS CORPORATION

AGAT WORK ORDER: 12Y621462

PROJECT NO: THORN 2012 Batch # 8

ATTENTION TO: GARY THOMPSON

PARAMETER	AGAT S.O.P	LITERATURE REFERENCE	ANALYTICAL TECHNIQUE
Sample Login Weight	MIN-12009		BALANCE
Au	MIN-200-12006	BUGBEE, E: A Textbook of Fire Assaying	ICP-OES

Results relate only to the items tested and to all the items tested

AGAT Laboratories

5623 McADAM ROAD
MISSISSAUGA, ONTARIO
CANADA L4Z 1N9
TEL (905)501-9998
FAX (905)501-0589
http://www.agatlabs.com

CLIENT NAME: BRIXTON METALS CORPORATION
1411-409 GRANVILLE ST.
VANCOUVER, BC V6C1T2
(604) 630-9707

ATTENTION TO: GARY THOMPSON

PROJECT NO: THORN 2012 Batch # 12

AGAT WORK ORDER: 12Y621470

SOLID ANALYSIS REVIEWED BY: Ron Cardinall, Certified Assayer - Director - Technical Services (Mining)

DATE REPORTED: Aug 23, 2012

PAGES (INCLUDING COVER): 23

Should you require any information regarding this analysis please contact your client services representative at (905) 501-9998

*NOTES

All samples are stored at no charge for 90 days. Please contact the lab if you require additional sample storage time.

Results relate only to the items tested and to all the items tested

AGAT Laboratories

5623 McADAM ROAD
MISSISSAUGA, ONTARIO
CANADA L4Z 1N9
TEL (905)501-9998
FAX (905)501-0589
http://www.agatlabs.com

Certificate of Analysis

AGAT WORK ORDER: 12Y621470

PROJECT NO: THORN 2012 Batch # 12

CLIENT NAME: BRIXTON METALS CORPORATION

ATTENTION TO: GARY THOMPSON

Aqua Regia Digest - Metals Package, ICP-OES finish (201073)

DATE SAMPLED: Jul 18, 2012 | DATE RECEIVED: Jul 18, 2012 | DATE REPORTED: Aug 23, 2012 | SAMPLE TYPE: Rock

Analyte:	Ag	Al	As	B	Ba	Be	Bi	Ca	Cd	Ce	Co	Cr	Cu	Fe
Unit:	ppm	%	ppm	ppm	ppm	ppm	ppm	%	ppm	ppm	ppm	ppm	ppm	%
Sample Description RDL:	0.2	0.01	1	5	1	0.5	1	0.01	0.5	1	0.5	0.5	0.5	0.01
E5541975	>100	0.44	530	<5	167	<0.5	<1	0.18	<0.5	32	15.2	9.7	69.0	1.64
E5541976	>100	0.24	1330	<5	75	<0.5	2	<0.01	<0.5	28	<0.5	10.4	20.7	0.97
E5541977	>100	0.33	1390	<5	92	<0.5	4	<0.01	<0.5	30	0.7	9.6	64.3	1.32
E5541978	20.3	0.25	1440	<5	79	<0.5	3	<0.01	<0.5	29	0.7	12.5	73.5	1.30
E5541979	>100	0.34	1920	<5	106	<0.5	4	<0.01	<0.5	31	1.7	9.9	132	2.34
E5541980	>100	0.32	920	<5	80	<0.5	<1	<0.01	<0.5	27	4.4	15.0	62.5	2.11
E5541981	>100	0.39	1500	<5	141	<0.5	4	<0.01	0.9	29	3.8	7.6	123	1.44
E5541982	>100	0.30	1310	<5	84	<0.5	<1	<0.01	<0.5	25	1.3	12.2	48.8	1.16
E5541983	99.2	0.37	659	<5	83	<0.5	<1	<0.01	<0.5	24	0.8	8.4	19.0	0.63
E5541984	>100	0.25	469	<5	81	<0.5	<1	<0.01	<0.5	25	3.4	10.5	47.4	1.54
E5541985	>100	0.34	1550	<5	318	<0.5	6	<0.01	<0.5	37	1.4	7.8	57.6	1.44
E5541986	2.5	0.65	28	<5	93	0.7	<1	0.95	<0.5	27	11.9	21.1	18.0	2.40
E5541987	>100	0.37	2270	5	104	<0.5	2	<0.01	<0.5	28	4.3	8.2	303	3.38
E5541988	>100	0.33	910	<5	87	<0.5	<1	<0.01	<0.5	31	4.7	9.6	285	1.87
E5541989	>100	0.34	1030	<5	26	<0.5	<1	<0.01	<0.5	25	8.1	7.8	1070	3.31
E5541990	>100	0.40	1230	<5	22	<0.5	59	1.29	467	4	30.7	14.1	>10000	16.6
E5541991	>100	0.34	1960	<5	18	<0.5	5	0.04	7.6	28	6.1	13.1	2480	5.38
E5541992	83.9	0.24	3870	6	9	<0.5	19	<0.01	10.7	25	7.0	4.5	1870	7.58
E5541993	26.5	0.30	2370	<5	6	<0.5	7	0.23	8.0	25	5.9	9.1	830	4.86
E5541994	>100	0.44	2000	6	50	<0.5	<1	0.24	4.8	31	6.2	8.1	638	3.77
E5541995	18.0	0.45	967	<5	55	<0.5	<1	0.16	7.1	40	6.4	10.0	205	2.13
E5541996	>100	0.46	2800	15	24	<0.5	9	0.22	20.4	31	6.8	6.9	762	6.35
E5541997	>100	0.38	2510	11	24	<0.5	7	0.26	18.1	29	6.8	10.0	667	5.86
E5541998	57.7	0.33	5600	22	16	<0.5	13	0.27	18.0	25	5.9	4.8	716	10.8
E5541999	52.4	0.38	2160	6	51	<0.5	<1	0.51	5.3	27	4.9	12.0	279	3.51
E5542000	>100	0.38	6000	25	20	<0.5	12	0.48	16.6	22	4.8	6.3	1010	12.6
E5542001	57.1	0.48	3390	<5	58	<0.5	1	0.67	11.0	27	5.9	0.9	302	5.77
E5542002	<0.2	0.03	3	<5	13	<0.5	<1	20.5	<0.5	<1	0.6	1.0	<0.5	0.41
E5542003	>100	0.51	9470	7	25	<0.5	18	0.66	77.1	23	5.0	7.4	1010	13.4
E5542004	>100	0.48	9020	<5	21	<0.5	12	0.49	95.7	21	5.0	<0.5	1000	12.9
E5542005	>100	0.43	3220	7	25	<0.5	5	0.33	15.5	28	5.4	7.3	903	8.04
E5542006	>100	0.41	4700	<5	45	<0.5	5	0.53	25.7	28	6.6	<0.5	545	7.46

Certified By: Ron Cardinall

Results relate only to the items tested and to all the items tested

AGAT Laboratories
5623 McADAM ROAD
MISSISSAUGA, ONTARIO
CANADA L4Z 1N9
TEL (905)501-9998
FAX (905)501-0589
http://www.agatlabs.com

Certificate of Analysis

AGAT WORK ORDER: 12Y621470

PROJECT NO: THORN 2012 Batch # 12

CLIENT NAME: BRIXTON METALS CORPORATION

ATTENTION TO: GARY THOMPSON

Aqua Regia Digest - Metals Package, ICP-OES finish (201073)

DATE SAMPLED: Jul 18, 2012 | DATE RECEIVED: Jul 18, 2012 | DATE REPORTED: Aug 23, 2012 | SAMPLE TYPE: Rock

Analyte:	Ag	Al	As	B	Ba	Be	Bi	Ca	Cd	Ce	Co	Cr	Cu	Fe
Unit:	ppm	%	ppm	ppm	ppm	ppm	ppm	%	ppm	ppm	ppm	ppm	ppm	%
Sample Description RDL:	0.2	0.01	1	5	1	0.5	1	0.01	0.5	1	0.5	0.5	0.5	0.01
E5542007	>100	0.40	3980	11	22	<0.5	7	0.47	23.2	23	6.5	8.4	797	9.42
E5542008	57.6	0.51	4700	<5	59	<0.5	4	0.61	17.7	34	6.5	1.2	375	5.81
E5542009	>100	0.32	1140	<5	18	<0.5	55	1.06	452	4	28.9	11.8	>10000	15.7
E5542010	16.0	0.46	3570	6	55	<0.5	<1	0.66	17.6	32	6.8	9.7	47.7	3.66
E5542011	36.8	0.42	1240	<5	52	<0.5	<1	0.73	12.4	29	7.0	1.0	155	4.25
E5542012	27.7	0.54	1580	<5	48	<0.5	<1	0.69	11.2	31	6.8	8.7	125	3.76
E5542013	56.9	0.44	1550	<5	40	<0.5	<1	0.71	17.0	31	6.8	0.6	220	4.44
E5542014	>100	0.39	1270	<5	35	<0.5	<1	0.46	69.3	31	6.3	7.6	185	3.99
E5542015	35.3	0.55	2770	<5	68	0.5	<1	0.60	97.1	36	7.4	1.7	70.7	3.69
E5542016	21.9	0.62	3490	<5	69	<0.5	<1	0.83	129	35	7.0	8.6	61.8	3.57
E5542017	<0.2	0.02	9	<5	8	<0.5	<1	20.4	0.6	<1	<0.5	0.8	<0.5	0.42
E5542018	30.3	0.42	5020	<5	67	<0.5	<1	1.35	161	32	7.4	1.1	59.4	3.54
E5542019	33.3	0.43	4160	<5	54	<0.5	<1	0.69	193	29	6.9	8.9	46.8	3.99
E5542020	21.2	0.49	3570	<5	70	<0.5	<1	0.58	159	31	7.5	1.6	37.1	3.23
E5542021	30.8	0.46	2010	<5	65	<0.5	<1	0.92	154	36	6.8	8.7	52.6	3.60
E5542022	23.3	0.39	1950	<5	55	<0.5	<1	0.65	140	30	7.5	1.3	46.7	3.92
E5542023	23.0	0.55	1900	<5	73	<0.5	<1	0.67	142	33	7.5	10.1	47.2	4.01
E5542024	38.6	0.68	5410	<5	88	0.5	<1	0.71	249	32	7.7	2.2	71.5	4.07
E5542025	30.1	0.50	7860	<5	75	<0.5	<1	1.07	329	31	7.8	11.5	53.8	4.29
E5542026	5.2	0.63	1770	<5	72	<0.5	<1	1.74	44.2	36	8.1	3.2	13.1	1.61
E5542027	10.5	0.50	2040	<5	66	<0.5	<1	0.72	85.5	31	8.9	8.1	32.9	3.10
E5542028	>100	0.38	1230	<5	27	<0.5	61	1.75	577	5	30.5	13.8	>10000	16.9
E5542029	13.0	0.54	2480	<5	70	<0.5	<1	0.83	105	28	12.8	1.7	52.5	4.51
E5542030	46.1	0.50	1940	<5	59	<0.5	2	0.48	128	35	7.0	9.7	88.1	3.99
E5542031	17.4	0.47	1750	<5	76	<0.5	<1	0.51	115	32	7.0	1.1	33.7	4.76
E5542032	21.5	0.46	1730	<5	75	0.5	<1	0.47	134	34	8.1	9.1	38.0	3.83
E5542033	<0.2	0.04	2	<5	11	<0.5	<1	19.7	<0.5	<1	<0.5	1.2	19.8	0.44
E5542034	16.9	0.57	1680	<5	89	0.5	<1	1.50	103	35	7.0	1.7	36.5	4.20
E5542035	3.3	0.54	968	<5	81	<0.5	<1	1.45	25.1	32	4.9	8.8	10.2	1.82
E5542036	1.4	0.49	1270	<5	76	0.5	<1	1.74	30.8	32	4.4	2.0	14.8	1.96
E5542037	14.4	0.54	1390	<5	76	0.5	<1	1.17	60.5	35	6.6	8.0	23.0	3.02
E5542038	29.7	0.50	1540	<5	76	<0.5	<1	0.53	59.8	33	7.3	1.4	29.5	3.98

Certified By: Ron Cardinall

Results relate only to the items tested and to all the items tested

AGAT Laboratories
5623 McADAM ROAD
MISSISSAUGA, ONTARIO
CANADA L4Z 1N9
TEL (905)501-9998
FAX (905)501-0589
http://www.agatlabs.com

Certificate of Analysis

AGAT WORK ORDER: 12Y621470

PROJECT NO: THORN 2012 Batch # 12

CLIENT NAME: BRIXTON METALS CORPORATION

ATTENTION TO: GARY THOMPSON

Aqua Regia Digest - Metals Package, ICP-OES finish (201073)

DATE SAMPLED: Jul 18, 2012 | DATE RECEIVED: Jul 18, 2012 | DATE REPORTED: Aug 23, 2012 | SAMPLE TYPE: Rock

Analyte:	Ag	Al	As	B	Ba	Be	Bi	Ca	Cd	Ce	Co	Cr	Cu	Fe
Unit:	ppm	%	ppm	ppm	ppm	ppm	ppm	%	ppm	ppm	ppm	ppm	ppm	%
Sample Description RDL:	0.2	0.01	1	5	1	0.5	1	0.01	0.5	1	0.5	0.5	0.5	0.01
E5542039	27.1	0.55	1310	<5	80	0.5	<1	0.57	58.5	38	7.8	8.6	29.5	4.60
E5542040	>100	0.58	5640	<5	82	<0.5	9	0.59	182	45	5.9	<0.5	410	7.82
E5542041	>100	0.48	5900	<5	61	<0.5	11	0.52	172	48	6.2	5.1	349	10.3
E5542042	>100	0.42	2470	<5	65	<0.5	3	0.44	68.2	32	6.8	0.6	262	6.04
E5542043	32.2	0.46	2030	<5	75	<0.5	3	0.63	51.5	32	6.9	8.5	57.6	4.48
E5542044	30.2	0.41	1270	<5	79	0.5	<1	0.34	34.4	35	7.9	1.5	42.1	3.62
E5542045	33.2	0.52	1200	<5	87	0.6	<1	0.35	32.7	38	7.6	8.3	43.2	3.89
E5542046	28.5	0.56	1100	<5	83	0.5	<1	0.40	34.3	37	7.3	1.9	57.0	3.56
E5542047	22.0	0.59	1300	<5	78	0.5	<1	0.53	44.1	29	13.3	8.1	65.7	5.45
E5542048	14.0	0.58	737	<5	106	<0.5	<1	0.39	27.0	30	7.3	2.8	49.5	3.16
E5542049	>100	0.38	1190	<5	28	<0.5	59	1.57	569	6	29.8	13.4	>10000	15.4
E5542050	35.3	0.56	1200	<5	63	<0.5	<1	0.61	45.5	21	7.0	11.1	235	4.93
E5542051	>100	0.44	954	<5	96	<0.5	<1	0.47	89.1	31	6.6	1.4	85.6	3.36
E5542052	>100	0.55	1530	<5	152	<0.5	<1	0.66	72.7	25	6.6	8.1	45.3	3.37
E5542053	>100	0.60	1690	<5	79	<0.5	5	0.67	169	24	6.8	1.4	1180	4.27
E5542054	82.5	0.54	1720	<5	59	<0.5	2	0.51	102	22	7.0	8.5	511	3.63
E5542055	61.4	0.41	1490	<5	53	0.5	<1	0.51	23.1	18	8.8	<0.5	539	4.51
E5542056	<0.2	0.03	2	<5	11	<0.5	<1	18.5	<0.5	<1	<0.5	1.0	6.3	0.37
E5542057	>100	0.32	1960	<5	53	<0.5	6	0.49	49.7	20	7.1	6.1	1310	3.70
E5542058	18.1	0.38	1900	<5	64	<0.5	<1	0.45	25.1	22	6.6	1.2	125	3.17
E5542059	34.6	0.49	1400	<5	61	<0.5	<1	0.27	18.5	27	7.1	7.5	591	4.22
E5543060	11.8	0.45	876	<5	86	0.6	<1	1.07	8.7	26	5.2	0.8	103	3.20
E5543061	4.6	0.62	853	<5	95	0.6	<1	0.77	4.6	29	6.9	7.2	54.8	3.79
E5543062	9.0	0.52	1380	<5	100	0.5	<1	0.65	12.9	26	6.9	1.2	39.3	4.04
E5543063	<0.2	0.04	4	<5	14	<0.5	<1	17.7	<0.5	<1	<0.5	0.8	0.8	0.40
E5543064	6.1	0.33	1840	<5	49	<0.5	<1	1.41	8.2	18	6.4	5.6	24.0	4.53
E5543065	3.2	0.49	1630	<5	110	<0.5	<1	0.31	19.8	29	8.0	1.7	13.5	3.24
E5543066	2.2	0.65	1460	<5	120	0.5	<1	0.34	9.4	32	6.4	9.2	13.0	3.02
E5543067	>100	0.36	1180	<5	12	<0.5	68	1.61	452	5	29.1	12.1	>10000	14.3
E5543068	2.8	0.59	583	<5	126	<0.5	<1	0.39	10.9	31	6.9	2.3	102	3.19
E5543069	1.0	0.79	987	<5	137	0.5	<1	0.33	<0.5	31	6.3	11.2	2.5	2.69

Certified By: Ron Cardinall

Results relate only to the items tested and to all the items tested

AGAT Laboratories

5623 McADAM ROAD
MISSISSAUGA, ONTARIO
CANADA L4Z 1N9
TEL (905)501-9998
FAX (905)501-0589
http://www.agatlabs.com

Certificate of Analysis

AGAT WORK ORDER: 12Y621470

PROJECT NO: THORN 2012 Batch # 12

CLIENT NAME: BRIXTON METALS CORPORATION

ATTENTION TO: GARY THOMPSON

Aqua Regia Digest - Metals Package, ICP-OES finish (201073)

DATE SAMPLED: Jul 18, 2012 | DATE RECEIVED: Jul 18, 2012 | DATE REPORTED: Aug 23, 2012 | SAMPLE TYPE: Rock

Analyte:	Ga	Hg	In	K	La	Li	Mg	Mn	Mo	Na	Ni	P	Pb	Rb
Unit:	ppm	ppm	ppm	%	ppm	ppm	%	ppm	ppm	%	ppm	ppm	ppm	ppm
Sample Description RDL:	5	1	1	0.01	1	1	0.01	1	0.5	0.01	0.5	10	0.5	10
E5541975	<5	<1	1	0.22	23	1	0.06	138	14.9	0.01	1.2	113	1740	15
E5541976	<5	<1	<1	0.21	14	<1	<0.01	7	1.7	<0.01	<0.5	85	3030	14
E5541977	<5	2	<1	0.23	15	<1	0.01	8	2.6	0.01	0.8	37	3580	15
E5541978	<5	2	<1	0.19	14	<1	<0.01	9	2.4	0.01	0.9	38	3640	13
E5541979	<5	2	<1	0.24	15	<1	0.01	11	3.0	0.01	1.3	39	5660	15
E5541980	<5	<1	<1	0.20	14	<1	0.01	25	1.2	<0.01	2.1	59	2320	16
E5541981	<5	<1	<1	0.24	14	<1	0.01	21	0.9	<0.01	3.1	34	9080	18
E5541982	<5	<1	<1	0.27	12	<1	0.01	10	<0.5	<0.01	1.0	90	>10000	19
E5541983	<5	<1	<1	0.23	11	<1	0.01	8	0.5	<0.01	0.7	38	2970	15
E5541984	<5	<1	<1	0.17	12	<1	<0.01	14	0.6	<0.01	1.8	34	4200	12
E5541985	<5	<1	<1	0.32	18	<1	0.01	8	1.6	<0.01	1.1	31	9210	17
E5541986	<5	<1	<1	0.09	10	2	0.58	358	<0.5	0.18	28.5	1070	124	<10
E5541987	<5	1	<1	0.28	14	<1	0.02	15	0.8	<0.01	3.1	41	3610	19
E5541988	<5	<1	<1	0.21	15	<1	0.01	33	1.3	<0.01	3.3	41	4160	18
E5541989	<5	<1	<1	0.20	11	<1	0.02	17	0.6	<0.01	4.5	80	5490	18
E5541990	19	19	2	0.10	1	3	0.83	437	37.2	<0.01	52.3	388	>10000	13
E5541991	<5	<1	<1	0.21	13	<1	0.04	24	1.6	<0.01	2.5	41	>10000	22
E5541992	6	<1	<1	0.15	12	<1	0.01	21	4.9	<0.01	2.2	45	>10000	16
E5541993	<5	<1	<1	0.19	11	<1	0.02	118	1.8	<0.01	3.1	607	9840	16
E5541994	<5	<1	<1	0.26	15	<1	0.03	155	2.4	<0.01	2.1	669	7490	23
E5541995	<5	<1	<1	0.25	20	<1	0.03	125	1.1	<0.01	2.4	692	1600	22
E5541996	6	<1	<1	0.26	14	<1	0.04	145	0.9	<0.01	3.1	722	4760	26
E5541997	<5	<1	2	0.22	13	<1	0.04	150	1.5	<0.01	3.4	731	3900	22
E5541998	8	<1	<1	0.21	11	<1	0.05	167	<0.5	<0.01	3.3	569	4600	20
E5541999	<5	<1	<1	0.24	13	<1	0.04	187	0.9	0.01	1.4	719	1870	21
E5542000	9	<1	<1	0.24	9	<1	0.06	254	<0.5	<0.01	0.5	486	9870	24
E5542001	<5	<1	<1	0.30	13	<1	0.06	238	1.1	0.01	1.7	690	3710	24
E5542002	<5	<1	<1	0.02	2	<1	12.5	240	<0.5	<0.01	1.7	172	6.1	<10
E5542003	10	1	<1	0.31	10	<1	0.06	346	1.5	0.01	2.0	469	>10000	31
E5542004	9	<1	2	0.28	9	<1	0.09	381	1.1	0.01	0.8	494	>10000	28
E5542005	5	<1	<1	0.26	13	<1	0.05	168	1.5	<0.01	1.6	507	3100	23
E5542006	<5	<1	<1	0.27	13	<1	0.04	195	1.4	<0.01	2.3	700	4350	23

Certified By: Ron Cardinall

Results relate only to the items tested and to all the items tested

AGAT Laboratories
5623 McADAM ROAD
MISSISSAUGA, ONTARIO
CANADA L4Z 1N9
TEL (905)501-9998
FAX (905)501-0589
http://www.agatlabs.com

Certificate of Analysis

AGAT WORK ORDER: 12Y621470

PROJECT NO: THORN 2012 Batch # 12

CLIENT NAME: BRIXTON METALS CORPORATION

ATTENTION TO: GARY THOMPSON

Aqua Regia Digest - Metals Package, ICP-OES finish (201073)

DATE SAMPLED: Jul 18, 2012 | DATE RECEIVED: Jul 18, 2012 | DATE REPORTED: Aug 23, 2012 | SAMPLE TYPE: Rock

Analyte:	Ga	Hg	In	K	La	Li	Mg	Mn	Mo	Na	Ni	P	Pb	Rb
Unit:	ppm	ppm	ppm	%	ppm	ppm	%	ppm	ppm	%	ppm	ppm	ppm	ppm
Sample Description RDL:	5	1	1	0.01	1	1	0.01	1	0.5	0.01	0.5	10	0.5	10
E5542007	6	<1	1	0.25	10	<1	0.05	211	1.2	0.01	3.4	485	8280	23
E5542008	<5	<1	<1	0.31	16	<1	0.08	309	2.1	0.01	3.9	659	3230	24
E5542009	17	17	3	0.07	<1	3	0.80	425	35.7	<0.01	50.8	375	>10000	<10
E5542010	<5	<1	<1	0.28	15	<1	0.04	200	12.8	0.01	4.2	830	477	24
E5542011	<5	<1	<1	0.26	13	<1	0.05	221	4.3	0.01	3.3	796	783	22
E5542012	<5	<1	1	0.33	14	<1	0.05	194	1.6	0.01	3.9	772	767	28
E5542013	<5	<1	<1	0.28	15	<1	0.05	241	2.1	<0.01	3.0	726	884	23
E5542014	<5	<1	<1	0.26	15	<1	0.06	237	1.8	<0.01	2.5	736	6010	21
E5542015	<5	<1	<1	0.33	18	<1	0.05	203	2.9	0.01	4.1	863	1300	27
E5542016	<5	<1	<1	0.38	17	<1	0.10	464	1.8	<0.01	5.0	780	750	32
E5542017	<5	<1	<1	0.01	2	<1	12.9	226	<0.5	<0.01	1.4	161	5.1	<10
E5542018	<5	<1	<1	0.29	15	<1	0.46	365	3.5	<0.01	5.1	745	821	21
E5542019	<5	<1	<1	0.28	14	<1	0.08	236	3.2	<0.01	5.5	725	1040	23
E5542020	<5	<1	<1	0.31	14	<1	0.06	194	1.7	0.01	5.5	841	849	23
E5542021	<5	<1	<1	0.29	17	<1	0.08	286	3.1	<0.01	4.5	782	1310	26
E5542022	<5	<1	<1	0.25	14	<1	0.11	296	4.4	<0.01	5.3	803	1300	21
E5542023	<5	<1	<1	0.33	16	<1	0.12	320	3.2	0.01	5.5	811	1330	28
E5542024	<5	<1	<1	0.40	15	<1	0.14	404	5.4	0.01	8.0	867	1840	35
E5542025	<5	<1	<1	0.31	15	<1	0.26	575	2.6	<0.01	7.8	754	1210	28
E5542026	<5	<1	<1	0.37	18	<1	0.23	1380	<0.5	0.01	6.1	924	90.1	39
E5542027	<5	<1	<1	0.32	15	<1	0.14	727	0.6	<0.01	5.7	833	503	30
E5542028	16	18	<1	0.09	2	3	0.80	400	37.4	<0.01	51.8	392	>10000	11
E5542029	<5	<1	<1	0.32	17	<1	0.18	440	7.7	<0.01	4.1	750	825	26
E5542030	<5	<1	<1	0.31	18	<1	0.09	223	2.3	<0.01	4.6	780	2720	30
E5542031	<5	<1	<1	0.30	15	<1	0.09	188	2.0	<0.01	4.4	776	761	25
E5542032	<5	<1	<1	0.28	16	<1	0.07	182	2.1	<0.01	7.1	801	1010	30
E5542033	<5	<1	<1	0.02	2	1	12.5	226	1.7	<0.01	1.5	210	5.1	<10
E5542034	<5	<1	<1	0.34	17	<1	0.63	302	3.0	0.01	4.9	811	723	33
E5542035	<5	<1	<1	0.33	16	<1	0.19	1430	<0.5	0.03	1.6	822	70.1	33
E5542036	<5	<1	<1	0.31	17	<1	0.25	2680	<0.5	0.03	0.8	749	29.6	31
E5542037	<5	<1	<1	0.33	17	<1	0.13	1080	1.0	0.02	3.3	879	732	32
E5542038	<5	<1	<1	0.30	16	<1	0.09	309	2.7	<0.01	5.7	849	2890	29

Certified By: Ron Cardinall

Results relate only to the items tested and to all the items tested

AGAT Laboratories
5623 McADAM ROAD
MISSISSAUGA, ONTARIO
CANADA L4Z 1N9
TEL (905)501-9998
FAX (905)501-0589
http://www.agatlabs.com

Certificate of Analysis

AGAT WORK ORDER: 12Y621470

PROJECT NO: THORN 2012 Batch # 12

CLIENT NAME: BRIXTON METALS CORPORATION

ATTENTION TO: GARY THOMPSON

Aqua Regia Digest - Metals Package, ICP-OES finish (201073)

DATE SAMPLED: Jul 18, 2012 | DATE RECEIVED: Jul 18, 2012 | DATE REPORTED: Aug 23, 2012 | SAMPLE TYPE: Rock

Analyte:	Ga	Hg	In	K	La	Li	Mg	Mn	Mo	Na	Ni	P	Pb	Rb
Unit:	ppm	ppm	ppm	%	ppm	ppm	%	ppm	ppm	%	ppm	ppm	ppm	ppm
Sample Description RDL:	5	1	1	0.01	1	1	0.01	1	0.5	0.01	0.5	10	0.5	10
E5542039	<5	<1	<1	0.33	18	<1	0.10	285	2.2	0.01	5.8	782	2330	32
E5542040	6	<1	<1	0.34	20	<1	0.10	354	1.1	<0.01	4.1	688	>10000	37
E5542041	8	<1	<1	0.29	22	<1	0.07	281	0.5	<0.01	2.7	648	2340	32
E5542042	<5	<1	<1	0.28	15	<1	0.06	209	0.5	<0.01	3.8	742	1200	25
E5542043	5	<1	<1	0.28	15	<1	0.12	305	0.8	<0.01	4.2	729	579	30
E5542044	<5	<1	<1	0.25	17	<1	0.05	123	2.6	0.01	5.7	760	1580	21
E5542045	<5	<1	<1	0.30	19	<1	0.05	119	2.5	0.01	5.7	732	2080	25
E5542046	<5	<1	<1	0.31	18	<1	0.06	144	0.7	0.02	5.3	707	385	26
E5542047	<5	<1	<1	0.34	18	<1	0.07	176	9.5	0.02	5.2	800	502	28
E5542048	<5	<1	<1	0.31	14	<1	0.08	179	0.8	0.02	3.8	819	330	31
E5542049	17	19	<1	0.09	2	3	0.75	362	35.8	<0.01	52.2	376	>10000	11
E5542050	<5	<1	<1	0.31	10	<1	0.10	242	1.8	0.02	7.1	790	2860	27
E5542051	<5	<1	<1	0.24	14	<1	0.06	203	1.8	0.01	4.9	770	4540	26
E5542052	<5	<1	<1	0.31	11	<1	0.09	362	1.4	0.01	4.7	791	7190	27
E5542053	<5	<1	<1	0.32	11	<1	0.09	422	2.3	0.01	4.1	754	>10000	32
E5542054	<5	<1	<1	0.30	9	<1	0.08	403	2.1	<0.01	4.6	800	3060	26
E5542055	<5	<1	<1	0.24	9	<1	0.05	271	4.4	<0.01	2.9	741	1600	19
E5542056	<5	<1	<1	0.02	2	<1	12.0	216	<0.5	<0.01	1.0	248	4.2	<10
E5542057	<5	<1	<1	0.19	9	<1	0.06	407	0.7	<0.01	4.4	810	2970	22
E5542058	<5	<1	<1	0.22	10	<1	0.08	547	1.1	<0.01	3.3	850	1210	21
E5542059	<5	<1	<1	0.28	13	<1	0.06	169	1.1	<0.01	4.1	769	1050	27
E5543060	<5	<1	<1	0.25	13	<1	0.29	441	<0.5	<0.01	1.9	678	366	28
E5543061	<5	<1	<1	0.34	14	<1	0.20	411	<0.5	<0.01	2.4	807	291	35
E5543062	6	<1	<1	0.28	12	<1	0.22	413	0.7	<0.01	3.3	828	279	30
E5543063	<5	<1	<1	0.02	2	<1	11.8	215	<0.5	<0.01	1.1	245	4.5	<10
E5543064	<5	<1	<1	0.20	8	<1	0.63	515	<0.5	0.02	2.4	800	310	20
E5543065	<5	<1	<1	0.26	16	<1	0.14	315	2.4	0.03	1.5	804	314	23
E5543066	<5	<1	<1	0.28	16	3	0.29	740	<0.5	0.05	1.6	886	205	24
E5543067	21	18	<1	0.08	2	3	0.80	431	34.6	<0.01	51.8	399	>10000	12
E5543068	<5	<1	<1	0.29	15	2	0.19	480	0.5	0.06	1.9	852	341	22
E5543069	<5	<1	<1	0.33	16	3	0.26	843	<0.5	0.06	1.7	828	98.8	27

Certified By: Ron Cardinall

Results relate only to the items tested and to all the items tested

AGAT Laboratories

5623 McADAM ROAD
MISSISSAUGA, ONTARIO
CANADA L4Z 1N9
TEL (905)501-9998
FAX (905)501-0589
http://www.agatlabs.com

Certificate of Analysis

AGAT WORK ORDER: 12Y621470

PROJECT NO: THORN 2012 Batch # 12

CLIENT NAME: BRIXTON METALS CORPORATION

ATTENTION TO: GARY THOMPSON

Aqua Regia Digest - Metals Package, ICP-OES finish (201073)

DATE SAMPLED: Jul 18, 2012 | DATE RECEIVED: Jul 18, 2012 | DATE REPORTED: Aug 23, 2012 | SAMPLE TYPE: Rock

Analyte:	S	Sb	Sc	Se	Sn	Sr	Ta	Te	Th	Ti	Tl	U	V	W
Unit:	%	ppm	ppm	ppm	ppm	ppm	ppm	ppm	ppm	%	ppm	ppm	ppm	ppm
Sample Description RDL:	0.005	1	0.5	10	5	0.5	10	10	5	0.01	5	5	0.5	1
E5541975	1.16	656	<0.5	<10	<5	22.7	<10	<10	<5	<0.01	<5	<5	3.2	<1
E5541976	0.346	721	<0.5	<10	<5	8.5	<10	<10	<5	<0.01	<5	<5	1.9	1
E5541977	0.509	1230	<0.5	<10	<5	7.7	<10	14	<5	<0.01	<5	<5	2.7	<1
E5541978	0.533	1240	<0.5	<10	<5	7.1	<10	14	<5	<0.01	<5	<5	2.0	<1
E5541979	1.31	1090	<0.5	<10	<5	7.0	<10	13	<5	<0.01	<5	<5	2.8	<1
E5541980	2.10	418	<0.5	<10	<5	10.6	<10	<10	<5	<0.01	<5	<5	2.9	<1
E5541981	1.14	1570	<0.5	10	<5	35.3	<10	11	<5	<0.01	6	<5	3.3	<1
E5541982	0.965	449	<0.5	15	<5	48.8	<10	<10	<5	<0.01	5	<5	3.3	<1
E5541983	0.323	432	<0.5	<10	<5	11.7	<10	<10	<5	<0.01	<5	<5	3.2	<1
E5541984	1.40	992	<0.5	<10	<5	22.4	<10	<10	<5	<0.01	<5	<5	2.3	<1
E5541985	0.840	1500	<0.5	<10	<5	53.8	<10	11	<5	<0.01	<5	<5	2.3	<1
E5541986	0.089	22	3.0	<10	<5	86.9	<10	<10	<5	0.09	<5	<5	43.2	<1
E5541987	3.41	2210	<0.5	<10	<5	14.6	<10	10	<5	<0.01	6	<5	2.8	<1
E5541988	2.17	592	<0.5	<10	<5	34.5	<10	<10	<5	<0.01	12	<5	2.4	<1
E5541989	3.99	645	<0.5	<10	<5	32.0	<10	<10	<5	<0.01	8	<5	2.9	<1
E5541990	18.1	278	<0.5	241	95	21.2	24	21	<5	<0.01	37	19	18.1	563
E5541991	6.88	1320	<0.5	31	<5	53.4	<10	<10	<5	<0.01	11	<5	2.8	<1
E5541992	10.4	2090	<0.5	166	<5	25.3	11	26	6	<0.01	9	<5	1.5	<1
E5541993	6.44	1600	<0.5	113	<5	35.7	<10	12	<5	<0.01	7	<5	2.3	<1
E5541994	4.61	800	<0.5	14	<5	45.6	<10	<10	<5	<0.01	10	<5	3.8	<1
E5541995	2.65	146	<0.5	<10	<5	21.0	<10	<10	7	<0.01	<5	<5	3.8	<1
E5541996	8.61	1250	<0.5	<10	<5	22.0	12	22	8	<0.01	7	6	4.4	<1
E5541997	7.60	1100	<0.5	<10	<5	26.1	<10	20	7	<0.01	5	<5	3.6	<1
E5541998	12.1	1070	<0.5	<10	<5	25.0	16	17	6	<0.01	13	9	2.5	<1
E5541999	4.43	386	<0.5	<10	<5	101	<10	<10	5	<0.01	6	<5	2.8	<1
E5542000	14.1	1350	<0.5	11	<5	83.5	18	20	7	<0.01	16	11	3.8	<1
E5542001	6.92	456	<0.5	<10	<5	131	<10	10	<5	<0.01	8	<5	3.1	<1
E5542002	0.013	<1	<0.5	<10	<5	18.1	<10	<10	<5	<0.01	<5	13	9.0	<1
E5542003	14.6	2200	<0.5	10	<5	117	23	36	<5	<0.01	15	12	5.0	<1
E5542004	14.1	1830	<0.5	10	<5	69.7	14	29	<5	<0.01	11	10	5.1	<1
E5542005	9.56	884	<0.5	<10	<5	54.2	10	13	<5	<0.01	8	7	3.9	<1
E5542006	8.77	730	<0.5	<10	<5	99.0	<10	17	<5	<0.01	8	<5	2.9	<1

Certified By: Ron Cardinall

Results relate only to the items tested and to all the items tested

AGAT Laboratories

5623 McADAM ROAD
MISSISSAUGA, ONTARIO
CANADA L4Z 1N9
TEL (905)501-9998
FAX (905)501-0589
http://www.agatlabs.com

Certificate of Analysis

AGAT WORK ORDER: 12Y621470

PROJECT NO: THORN 2012 Batch # 12

CLIENT NAME: BRIXTON METALS CORPORATION

ATTENTION TO: GARY THOMPSON

Aqua Regia Digest - Metals Package, ICP-OES finish (201073)

DATE SAMPLED: Jul 18, 2012 | DATE RECEIVED: Jul 18, 2012 | DATE REPORTED: Aug 23, 2012 | SAMPLE TYPE: Rock

Analyte:	S	Sb	Sc	Se	Sn	Sr	Ta	Te	Th	Ti	Tl	U	V	W
Unit:	%	ppm	ppm	ppm	ppm	ppm	ppm	ppm	ppm	%	ppm	ppm	ppm	ppm
Sample Description RDL:	0.005	1	0.5	10	5	0.5	10	10	5	0.01	5	5	0.5	1
E5542007	11.3	1090	<0.5	<10	<5	94.3	13	24	<5	<0.01	10	8	3.9	<1
E5542008	6.52	510	<0.5	<10	<5	96.9	<10	<10	<5	<0.01	7	<5	4.7	<1
E5542009	16.7	248	<0.5	231	90	19.3	20	15	<5	<0.01	36	18	13.8	513
E5542010	4.28	69	<0.5	<10	<5	126	<10	<10	<5	<0.01	<5	<5	5.1	<1
E5542011	5.20	216	<0.5	<10	<5	120	<10	<10	<5	<0.01	<5	<5	3.8	<1
E5542012	4.63	188	<0.5	<10	<5	125	<10	<10	<5	<0.01	<5	<5	4.8	<1
E5542013	5.35	264	<0.5	<10	<5	127	<10	<10	<5	<0.01	<5	<5	3.6	<1
E5542014	5.10	670	<0.5	<10	<5	58.8	<10	<10	<5	<0.01	<5	<5	2.9	<1
E5542015	4.19	80	<0.5	<10	<5	102	<10	<10	9	<0.01	<5	<5	5.2	<1
E5542016	3.81	88	0.7	<10	<5	124	<10	<10	8	<0.01	<5	<5	5.6	<1
E5542017	0.022	<1	<0.5	<10	<5	26.7	<10	<10	<5	<0.01	<5	12	9.9	<1
E5542018	3.61	116	<0.5	<10	<5	91.1	<10	<10	7	<0.01	<5	<5	2.8	<1
E5542019	4.53	109	<0.5	<10	<5	103	<10	<10	8	<0.01	<5	<5	3.5	<1
E5542020	3.55	60	<0.5	<10	<5	82.7	<10	<10	8	<0.01	<5	<5	4.4	<1
E5542021	4.48	68	<0.5	<10	<5	114	<10	<10	10	<0.01	<5	<5	4.7	<1
E5542022	4.53	60	<0.5	<10	<5	116	<10	<10	8	<0.01	<5	<5	3.4	<1
E5542023	4.63	60	0.5	<10	<5	124	<10	<10	9	<0.01	<5	<5	5.5	<1
E5542024	4.60	90	0.7	<10	<5	124	<10	<10	9	<0.01	<5	<5	6.6	<1
E5542025	4.69	109	<0.5	<10	<5	190	<10	<10	9	<0.01	5	<5	5.1	<1
E5542026	1.19	29	1.5	<10	<5	229	<10	<10	5	<0.01	<5	<5	8.1	<1
E5542027	3.36	39	0.7	<10	<5	163	<10	<10	8	<0.01	<5	<5	4.6	<1
E5542028	17.2	267	<0.5	237	91	30.3	19	20	10	<0.01	39	19	16.7	<1
E5542029	4.55	106	<0.5	<10	<5	190	<10	<10	8	<0.01	<5	<5	4.2	<1
E5542030	4.69	150	<0.5	<10	<5	122	<10	<10	11	<0.01	<5	<5	5.7	<1
E5542031	5.22	62	<0.5	<10	<5	136	<10	<10	9	<0.01	6	<5	4.1	<1
E5542032	4.58	56	<0.5	<10	<5	123	<10	<10	12	<0.01	<5	<5	6.2	<1
E5542033	0.013	<1	<0.5	<10	<5	29.0	<10	<10	<5	<0.01	<5	13	9.5	<1
E5542034	5.31	51	<0.5	<10	<5	152	<10	<10	12	<0.01	<5	<5	7.0	<1
E5542035	1.60	18	1.1	<10	<5	317	<10	<10	6	<0.01	<5	<5	6.6	<1
E5542036	1.36	19	1.3	<10	<5	328	<10	<10	7	<0.01	<5	<5	6.8	<1
E5542037	3.19	39	1.0	<10	<5	260	<10	<10	10	<0.01	<5	<5	7.6	<1
E5542038	4.54	69	0.5	<10	<5	97.7	<10	<10	11	<0.01	<5	<5	5.9	<1

Certified By: Ron Cardinall

Results relate only to the items tested and to all the items tested

AGAT Laboratories

5623 McADAM ROAD
MISSISSAUGA, ONTARIO
CANADA L4Z 1N9
TEL (905)501-9998
FAX (905)501-0589
http://www.agatlabs.com

Certificate of Analysis

AGAT WORK ORDER: 12Y621470

PROJECT NO: THORN 2012 Batch # 12

CLIENT NAME: BRIXTON METALS CORPORATION

ATTENTION TO: GARY THOMPSON

Aqua Regia Digest - Metals Package, ICP-OES finish (201073)

DATE SAMPLED: Jul 18, 2012 | DATE RECEIVED: Jul 18, 2012 | DATE REPORTED: Aug 23, 2012 | SAMPLE TYPE: Rock

Analyte:	S	Sb	Sc	Se	Sn	Sr	Ta	Te	Th	Ti	Tl	U	V	W
Unit:	%	ppm	ppm	ppm	ppm	ppm	ppm	ppm	ppm	%	ppm	ppm	ppm	ppm
Sample Description RDL:	0.005	1	0.5	10	5	0.5	10	10	5	0.01	5	5	0.5	1
E5542039	5.51	96	0.5	<10	<5	119	<10	<10	12	<0.01	<5	<5	6.8	<1
E5542040	10.1	4020	<0.5	10	<5	124	19	11	17	<0.01	8	<5	7.1	<1
E5542041	11.5	790	<0.5	<10	<5	126	14	<10	22	<0.01	8	7	9.1	<1
E5542042	7.02	464	<0.5	<10	<5	93.6	<10	<10	12	<0.01	6	<5	4.0	<1
E5542043	5.22	145	<0.5	<10	<5	150	<10	<10	13	<0.01	<5	<5	6.0	<1
E5542044	4.23	414	<0.5	<10	<5	148	<10	<10	10	<0.01	<5	<5	4.5	<1
E5542045	4.39	524	<0.5	<10	<5	151	<10	<10	9	<0.01	5	<5	4.9	<1
E5542046	4.17	99	0.7	<10	<5	162	<10	<10	10	<0.01	<5	<5	7.1	<1
E5542047	5.61	90	<0.5	<10	<5	194	<10	<10	9	<0.01	<5	<5	5.0	<1
E5542048	3.60	71	<0.5	<10	<5	138	<10	<10	9	<0.01	<5	<5	6.9	<1
E5542049	17.1	262	<0.5	236	89	32.5	23	22	15	<0.01	36	19	18.2	<1
E5542050	4.96	116	<0.5	<10	<5	186	<10	<10	7	<0.01	6	<5	4.3	<1
E5542051	4.03	443	<0.5	<10	<5	120	<10	<10	11	<0.01	<5	<5	6.4	<1
E5542052	3.89	291	0.7	<10	<5	133	<10	<10	7	<0.01	<5	<5	5.2	<1
E5542053	5.61	731	0.7	<10	<5	128	<10	11	10	<0.01	5	<5	6.4	<1
E5542054	4.51	298	<0.5	<10	<5	88.5	<10	<10	8	<0.01	<5	<5	4.8	<1
E5542055	5.35	262	<0.5	<10	<5	96.6	<10	<10	10	<0.01	6	<5	2.5	<1
E5542056	0.006	1	<0.5	<10	<5	24.4	<10	<10	<5	<0.01	<5	12	8.2	<1
E5542057	5.23	688	<0.5	<10	<5	83.0	<10	<10	14	<0.01	<5	<5	4.0	<1
E5542058	4.08	73	<0.5	<10	<5	71.2	<10	<10	10	<0.01	<5	<5	3.6	<1
E5542059	5.36	209	<0.5	<10	<5	53.1	<10	<10	13	<0.01	<5	<5	4.3	<1
E5543060	4.17	50	<0.5	<10	<5	203	<10	<10	10	<0.01	<5	<5	3.3	<1
E5543061	4.83	26	<0.5	<10	<5	141	<10	<10	11	<0.01	<5	<5	4.9	<1
E5543062	5.54	19	<0.5	<10	<5	145	<10	<10	14	<0.01	<5	<5	5.8	<1
E5543063	0.022	<1	<0.5	<10	<5	20.6	<10	<10	<5	<0.01	<5	13	8.2	<1
E5543064	5.98	23	<0.5	<10	<5	185	<10	<10	12	<0.01	<5	<5	3.2	<1
E5543065	3.93	19	<0.5	<10	<5	121	<10	<10	11	<0.01	<5	<5	5.0	<1
E5543066	3.02	11	<0.5	<10	<5	128	<10	<10	9	<0.01	<5	<5	7.9	<1
E5543067	16.7	259	<0.5	232	92	26.8	21	18	19	<0.01	37	20	17.2	<1
E5543068	3.42	11	<0.5	<10	<5	110	<10	<10	9	<0.01	<5	<5	5.3	<1
E5543069	2.65	5	<0.5	<10	<5	96.2	<10	<10	8	<0.01	<5	<5	8.5	<1

Certified By: Ron Cardinall

Results relate only to the items tested and to all the items tested

AGAT Laboratories

5623 McADAM ROAD
MISSISSAUGA, ONTARIO
CANADA L4Z 1N9
TEL (905)501-9998
FAX (905)501-0589
http://www.agatlabs.com

Certificate of Analysis

AGAT WORK ORDER: 12Y621470

PROJECT NO: THORN 2012 Batch # 12

CLIENT NAME: BRIXTON METALS CORPORATION

ATTENTION TO: GARY THOMPSON

Aqua Regia Digest - Metals Package, ICP-OES finish (201073)

DATE SAMPLED: Jul 18, 2012 | DATE RECEIVED: Jul 18, 2012 | DATE REPORTED: Aug 23, 2012 | SAMPLE TYPE: Rock

Analyte:	Y	Zn	Zr	Ag-GRAV	Pb-Fusion	Zn Fusion	Cu-OL
Unit:	ppm	ppm	ppm	ppm	%	%	%
Sample Description RDL:	1	0.5	5	5	0.005	0.005	0.002
E5541975	3	174	<5	155			
E5541976	2	19.5	<5	181			
E5541977	2	124	<5	248			
E5541978	2	139	<5				
E5541979	2	233	<5	325			
E5541980	2	65.6	<5	247			
E5541981	2	168	<5	414			
E5541982	1	80.4	<5	103	1.40		
E5541983	2	17.4	<5				
E5541984	2	56.4	<5	233			
E5541985	3	75.2	<5	292			
E5541986	10	224	6				
E5541987	2	319	<5	465			
E5541988	2	221	<5	139			
E5541989	2	655	<5	103			
E5541990	4	>10000	7	121	1.55	8.69	1.31
E5541991	3	3670	5	222	3.22		
E5541992	3	7160	7		8.20		
E5541993	4	3850	6				
E5541994	5	1750	6	125			
E5541995	5	1170	5				
E5541996	6	5250	8	132			
E5541997	6	4290	7	89			
E5541998	5	4310	9				
E5541999	5	1590	6				
E5542000	5	7020	9	193			
E5542001	5	3940	7				
E5542002	1	10.8	<5				
E5542003	5	>10000	9	142	1.14	2.75	
E5542004	5	>10000	9	154	1.14	3.19	
E5542005	4	5550	7	122			
E5542006	5	8160	7	91			

Certified By: Ron Cardinall

Results relate only to the items tested and to all the items tested

AGAT Laboratories
5623 McADAM ROAD
MISSISSAUGA, ONTARIO
CANADA L4Z 1N9
TEL (905)501-9998
FAX (905)501-0589
http://www.agatlabs.com

Certificate of Analysis

AGAT WORK ORDER: 12Y621470

PROJECT NO: THORN 2012 Batch # 12

CLIENT NAME: BRIXTON METALS CORPORATION

ATTENTION TO: GARY THOMPSON

Aqua Regia Digest - Metals Package, ICP-OES finish (201073)

DATE SAMPLED: Jul 18, 2012 | DATE RECEIVED: Jul 18, 2012 | DATE REPORTED: Aug 23, 2012 | SAMPLE TYPE: Rock

Analyte:	Y	Zn	Zr	Ag-GRAV	Pb-Fusion	Zn Fusion	Cu-OL
Unit:	ppm	ppm	ppm	ppm	%	%	%
Sample Description RDL:	1	0.5	5	5	0.005	0.005	0.002
E5542007	4	8030	8	176			
E5542008	6	4180	8				
E5542009	4	>10000	6	124	1.47	9.09	1.26
E5542010	6	2020	7				
E5542011	5	3930	7				
E5542012	6	3120	7				
E5542013	5	3800	8				
E5542014	5	7660	7	102			
E5542015	6	3650	7				
E5542016	6	4990	5				
E5542017	<1	22.2	<5				
E5542018	5	4130	5				
E5542019	5	8490	6				
E5542020	5	6520	7				
E5542021	6	9390	7				
E5542022	5	8310	7				
E5542023	6	8540	7				
E5542024	6	10000	7			1.17	
E5542025	6	>10000	7			1.34	
E5542026	7	384	<5				
E5542027	6	2800	5				
E5542028	5	>10000	7	133	1.46	9.50	1.31
E5542029	5	4380	6				
E5542030	5	6530	7				
E5542031	5	5740	7				
E5542032	5	7400	7				
E5542033	<1	13.6	<5				
E5542034	6	5140	7				
E5542035	6	232	<5				
E5542036	7	128	<5				
E5542037	7	2640	5				
E5542038	6	2600	7				

Certified By: Ron Cardinall

Results relate only to the items tested and to all the items tested

AGAT Laboratories

5623 McADAM ROAD
MISSISSAUGA, ONTARIO
CANADA L4Z 1N9
TEL (905)501-9998
FAX (905)501-0589
http://www.agatlabs.com

Certificate of Analysis

AGAT WORK ORDER: 12Y621470

PROJECT NO: THORN 2012 Batch # 12

CLIENT NAME: BRIXTON METALS CORPORATION

ATTENTION TO: GARY THOMPSON

Aqua Regia Digest - Metals Package, ICP-OES finish (201073)

DATE SAMPLED: Jul 18, 2012 | DATE RECEIVED: Jul 18, 2012 | DATE REPORTED: Aug 23, 2012 | SAMPLE TYPE: Rock

Analyte:	Y	Zn	Zr	Ag-GRAV	Pb-Fusion	Zn Fusion	Cu-OL
Unit:	ppm	ppm	ppm	ppm	%	%	%
Sample Description RDL:	1	0.5	5	5	0.005	0.005	0.002
E5542039	7	3570	7				
E5542040	8	>10000	8	148	1.15	1.25	
E5542041	9	7620	9	132			
E5542042	6	3770	7	94			
E5542043	6	913	8				
E5542044	5	756	7				
E5542045	6	750	7				
E5542046	6	1530	6				
E5542047	5	1940	8				
E5542048	6	1050	6				
E5542049	4	>10000	7	132	1.53	9.31	1.31
E5542050	7	2250	8				
E5542051	7	2230	7	409			
E5542052	6	1230	7	418			
E5542053	6	>10000	8	232	1.06	1.91	
E5542054	6	7810	7				
E5542055	6	3890	7				
E5542056	1	10.8	<5				
E5542057	5	6300	8	151			
E5542058	5	3600	6				
E5542059	5	2680	6				
E5543060	6	1350	6				
E5543061	5	958	<5				
E5543062	6	1620	7				
E5543063	<1	14.1	<5				
E5543064	5	1180	7				
E5543065	4	2190	<5				
E5543066	5	1250	<5				
E5543067	5	>10000	7	149	1.52	9.34	1.32
E5543068	4	1920	<5				
E5543069	4	363	<5				

Certified By: Ron Cardinall

Results relate only to the items tested and to all the items tested

AGAT Laboratories
5623 McADAM ROAD
MISSISSAUGA, ONTARIO
CANADA L4Z 1N9
TEL (905)501-9998
FAX (905)501-0589
http://www.agatlabs.com

Certificate of Analysis

AGAT WORK ORDER: 12Y621470

PROJECT NO: THORN 2012 Batch # 12

CLIENT NAME: BRIXTON METALS CORPORATION

ATTENTION TO: GARY THOMPSON

Aqua Regia Digest - Metals Package, ICP-OES finish (201073)

DATE SAMPLED: Jul 18, 2012	DATE RECEIVED: Jul 18, 2012	DATE REPORTED: Aug 23, 2012	SAMPLE TYPE: Rock

Comments: RDL - Reported Detection Limit

Certified By: Ron Cardinall

Results relate only to the items tested and to all the items tested

AGAT Laboratories
5623 McADAM ROAD
MISSISSAUGA, ONTARIO
CANADA L4Z 1N9
TEL (905)501-9998
FAX (905)501-0589
http://www.agatlabs.com

Certificate of Analysis

AGAT WORK ORDER: 12Y621470

PROJECT NO: THORN 2012 Batch # 12

CLIENT NAME: BRIXTON METALS CORPORATION

ATTENTION TO: GARY THOMPSON

Fire Assay - Trace Au, ICP-OES finish (202052)

DATE SAMPLED: Jul 18, 2012 | DATE RECEIVED: Jul 18, 2012 | DATE REPORTED: Aug 23, 2012 | SAMPLE TYPE: Rock

Analyte:	Sample Login Weight	Au
Unit:	kg	ppm
Sample Description RDL:	0.01	0.001
E5541975	1.22	0.942
E5541976	1.82	2.13
E5541977	1.71	2.74
E5541978	DUP	2.75
E5541979	2.09	2.34
E5541980	1.76	1.03
E5541981	1.28	1.10
E5541982	1.76	0.667
E5541983	1.33	0.441
E5541984	1.25	0.757
E5541985	0.36	3.65
E5541986	1.10	0.025
E5541987	2.00	2.93
E5541988	1.05	1.33
E5541989	1.55	0.536
E5541990	0.15	2.03
E5541991	1.73	1.25
E5541992	1.20	2.03
E5541993	2.25	1.94
E5541994	2.37	1.44
E5541995	2.00	0.475
E5541996	2.22	2.93
E5541997	DUP	2.97
E5541998	2.52	1.91
E5541999	2.26	0.875
E5542000	2.75	2.17
E5542001	2.24	1.72
E5542002	0.72	0.002
E5542003	2.58	3.37
E5542004	2.61	3.98
E5542005	1.96	1.81

Certified By: Ron Cardinall

Results relate only to the items tested and to all the items tested

AGAT Laboratories
5623 McADAM ROAD
MISSISSAUGA, ONTARIO
CANADA L4Z 1N9
TEL (905)501-9998
FAX (905)501-0589
http://www.agatlabs.com

Certificate of Analysis

AGAT WORK ORDER: 12Y621470

PROJECT NO: THORN 2012 Batch # 12

CLIENT NAME: BRIXTON METALS CORPORATION

ATTENTION TO: GARY THOMPSON

Fire Assay - Trace Au, ICP-OES finish (202052)

DATE SAMPLED: Jul 18, 2012 | DATE RECEIVED: Jul 18, 2012 | DATE REPORTED: Aug 23, 2012 | SAMPLE TYPE: Rock

Analyte:	Sample Login Weight	Au
Unit:	kg	ppm
Sample Description RDL:	0.01	0.001
E5542006	2.36	2.09
E5542007	2.36	2.88
E5542008	2.33	1.80
E5542009	0.15	1.94
E5542010	2.23	0.497
E5542011	2.14	1.01
E5542012	1.88	1.30
E5542013	2.12	1.36
E5542014	2.30	1.15
E5542015	2.06	0.667
E5542016	2.25	0.479
E5542017	0.85	<0.001
E5542018	1.80	0.393
E5542019	2.17	0.541
E5542020	2.04	0.266
E5542021	2.24	0.382
E5542022	2.63	0.367
E5542023	DUP	0.345
E5542024	2.06	0.383
E5542025	2.29	0.348
E5542026	2.06	0.048
E5542027	2.27	0.086
E5542028	0.15	1.99
E5542029	2.52	0.137
E5542030	2.35	0.196
E5542031	2.32	0.193
E5542032	2.25	0.171
E5542033	0.72	0.007
E5542034	2.28	0.147
E5542035	2.26	0.011
E5542036	2.32	0.007

Certified By: Ron Cardinall

Results relate only to the items tested and to all the items tested

AGAT Laboratories
5623 McADAM ROAD
MISSISSAUGA, ONTARIO
CANADA L4Z 1N9
TEL (905)501-9998
FAX (905)501-0589
http://www.agatlabs.com

Certificate of Analysis

AGAT WORK ORDER: 12Y621470

PROJECT NO: THORN 2012 Batch # 12

CLIENT NAME: BRIXTON METALS CORPORATION

ATTENTION TO: GARY THOMPSON

Fire Assay - Trace Au, ICP-OES finish (202052)

DATE SAMPLED: Jul 18, 2012 | DATE RECEIVED: Jul 18, 2012 | DATE REPORTED: Aug 23, 2012 | SAMPLE TYPE: Rock

Analyte:	Sample Login Weight	Au
Unit:	kg	ppm
Sample Description RDL:	0.01	0.001
E5542037	2.28	0.065
E5542038	2.17	0.142
E5542039	2.34	0.170
E5542040	2.47	2.34
E5542041	2.63	3.20
E5542042	2.27	2.03
E5542043	2.40	0.561
E5542044	2.28	0.363
E5542045	DUP	0.330
E5542046	2.27	0.240
E5542047	2.22	0.255
E5542048	4.44	0.106
E5542049	0.15	2.20
E5542050	4.97	0.137
E5542051	4.64	0.124
E5542052	3.93	0.130
E5542053	5.41	0.359
E5542054	3.84	0.333
E5542055	4.33	0.424
E5542056	0.67	<0.001
E5542057	4.82	0.766
E5542058	4.44	0.247
E5542059	4.29	0.349
E5543060	4.16	0.200
E5543061	4.36	0.078
E5543062	4.38	0.082
E5543063	0.60	0.002
E5543064	4.93	0.053
E5543065	4.58	0.017
E5543066	4.72	0.009
E5543067	0.16	2.05

Certified By: Ron Cardinall

Results relate only to the items tested and to all the items tested

AGAT Laboratories

5623 McADAM ROAD
MISSISSAUGA, ONTARIO
CANADA L4Z 1N9
TEL (905)501-9998
FAX (905)501-0589
http://www.agatlabs.com

Certificate of Analysis

AGAT WORK ORDER: 12Y621470

PROJECT NO: THORN 2012 Batch # 12

CLIENT NAME: BRIXTON METALS CORPORATION

ATTENTION TO: GARY THOMPSON

Fire Assay - Trace Au, ICP-OES finish (202052)

DATE SAMPLED: Jul 18, 2012 | DATE RECEIVED: Jul 18, 2012 | DATE REPORTED: Aug 23, 2012 | SAMPLE TYPE: Rock

Analyte:	Sample Login Weight	Au
Unit:	kg	ppm
Sample Description RDL:	0.01	0.001
E5543068	4.47	0.024
E5543069	6.53	0.008

Comments: RDL - Reported Detection Limit

Certified By: Ron Cardinall

Results relate only to the items tested and to all the items tested

AGAT Laboratories

5623 McADAM ROAD
MISSISSAUGA, ONTARIO
CANADA L4Z 1N9
TEL (905)501-9998
FAX (905)501-0589
http://www.agatlabs.com

Quality Assurance

CLIENT NAME: BRIXTON METALS CORPORATION

AGAT WORK ORDER: 12Y621470

PROJECT NO: THORN 2012 Batch # 12

ATTENTION TO: GARY THOMPSON

Solid Analysis

RPT Date: Aug 23, 2012		REPLICATE				Method Blank	REFERENCE MATERIAL				
PARAMETER	Batch	Sample Id	Original	Rep #1	RPD		Result Value	Expect Value	Recovery	Acceptable Limits	
										Lower	Upper
Fire Assay - Trace Au, ICP-OES finish (202052)											
Au	1	3527231	0.137	0.138	0.7%	< 0.001	1.48	1.52	97%	90%	110%
Aqua Regia Digest - Metals Package, ICP-OES finish (201073)											
Ag	1	3527250	0.99	1.05	5.9%	< 0.2				80%	120%
Al	1	3527250	0.790	0.675	15.7%	< 0.01				80%	120%
As	1	3527250	987	1010	2.3%	1				80%	120%
B	1	3527250	< 5	< 5	0.0%	< 5	5.85	7.00	84%	80%	120%
Ba	1	3527250	137	118	14.9%	< 1				80%	120%
Be	1	3527250	0.5	0.5	0.0%	< 0.5	0.4	0.4	96%	80%	120%
Bi	1	3527250	< 1	< 1	0.0%	< 1				80%	120%
Ca	1	3527250	0.333	0.338	1.5%	< 0.01				80%	120%
Cd	1	3527250	< 0.5	< 0.5	0.0%	< 0.5				80%	120%
Ce	1	3527250	31	31	0.0%	< 1				80%	120%
Co	1	3527250	6.3	6.6	4.7%	< 0.5				80%	120%
Cr	1	3527250	11.2	10.9	2.7%	< 0.5				80%	120%
Cu	1	3527250	2.45	2.14	13.5%	< 0.5	3696	3800	97%	80%	120%
Fe	1	3527250	2.69	2.72	1.1%	< 0.01				80%	120%
Ga	1	3527250	< 5	< 5	0.0%	< 5				80%	120%
Hg	1	3527250	< 1	< 1	0.0%	< 1				80%	120%
In	1	3527250	< 1	< 1	0.0%	< 1				80%	120%
K	1	3527250	0.33	0.28	16.4%	< 0.01				80%	120%
La	1	3527250	16	15	6.5%	< 1				80%	120%
Li	1	3527250	3	3	0.0%	< 1				80%	120%
Mg	1	3527250	0.26	0.26	0.0%	< 0.01				80%	120%
Mn	1	3527250	843	873	3.5%	< 1				80%	120%
Mo	1	3527250	< 0.5	< 0.5	0.0%	< 0.5	354	380	93%	80%	120%
Na	1	3527250	0.06	0.06	0.0%	< 0.01				80%	120%
Ni	1	3527250	1.70	1.75	2.9%	< 0.5				80%	120%
P	1	3527250	828	861	3.9%	< 10	504	600	84%	80%	120%
Pb	1	3527250	98.8	97.7	1.1%	0.8				80%	120%
Rb	1	3527250	27	23	16.0%	< 10	14	13	105%	80%	120%
S	1	3527250	2.65	2.77	4.4%	< 0.005	0.82	0.80	102%	80%	120%
Sb	1	3527250	5	6	18.2%	< 1				80%	120%
Sc	1	3527250	< 0.5	< 0.5	0.0%	< 0.5				80%	120%
Se	1	3527250	< 10	< 10	0.0%	< 10				80%	120%
Sn	1	3527250	< 5	< 5	0.0%	< 5	7	7.1	98%	80%	120%
Sr	1	3527250	96.2	96.3	0.1%	0.5	312	290	107%	80%	120%
Ta	1	3527250	< 10	< 10	0.0%	< 10				80%	120%
Te	1	3527250	< 10	< 10	0.0%	< 10				80%	120%
Th	1	3527250	8	8	0.0%	< 5				80%	120%
Ti	1	3527250	< 0.01	< 0.01	0.0%	< 0.01				80%	120%
Tl	1	3527250	< 5	< 5	0.0%	< 5				80%	120%
U	1	3527250	< 5	< 5	0.0%	< 5				80%	120%
V	1	3527250	8.49	7.51	12.3%	< 0.5				80%	120%

Results relate only to the items tested and to all the items tested

5623 McADAM ROAD
MISSISSAUGA, ONTARIO
CANADA L4Z 1N9
TEL (905)501-9998
FAX (905)501-0589
http://www.agatlabs.com

Quality Assurance

CLIENT NAME: BRIXTON METALS CORPORATION

AGAT WORK ORDER: 12Y621470

PROJECT NO: THORN 2012 Batch # 12

ATTENTION TO: GARY THOMPSON

Solid Analysis (Continued)

RPT Date: Aug 23, 2012		REPLICATE				Method Blank	REFERENCE MATERIAL				
PARAMETER	Batch	Sample Id	Original	Rep #1	RPD		Result Value	Expect Value	Recovery	Acceptable Limits Lower	Acceptable Limits Upper
W	1	3527250	< 1	< 1	0.0%	< 1				80%	120%
Y	1	3527250	4	4	0.0%	< 1				80%	120%
Zn	1	3527250	363	385	5.9%	< 0.5				80%	120%
Zr	1	3527250	< 5	< 5	0.0%	< 5				80%	120%
Ag-GRAV	1					< 5	111	110	100%	90%	110%
Fire Assay - Trace Au, ICP-OES finish (202052)											
Au	1	3527167	0.025	0.551		< 0.001	1.42	1.52	93%	90%	110%
Fire Assay - Trace Au, ICP-OES finish (202052)											
Au	1	3527181	2.17	1.92	12.2%	< 0.001	0.233	0.263	88%	90%	110%
Fire Assay - Trace Au, ICP-OES finish (202052)											
Au	1	3527193	1.30	1.42	8.8%	< 0.001				90%	110%
Fire Assay - Trace Au, ICP-OES finish (202052)											
Au	1	3527206	0.348	0.337	3.2%	< 0.001				90%	110%
Fire Assay - Trace Au, ICP-OES finish (202052)											
Au	1	3527218	0.0649	0.0594	8.8%	< 0.001				90%	110%
Aqua Regia Digest - Metals Package, ICP-OES finish (201073)											
Ag	1	3527181	141	120	16.1%	< 0.2				80%	120%
Al	1	3527181	0.38	0.34	11.1%	< 0.01				80%	120%
As	1	3527181	6000	5690	5.3%	< 1				80%	120%
B	1	3527181	25	21	17.4%	< 5	7	7.00	100%	80%	120%
Ba	1	3527231	63	164		< 1				80%	120%
Be	1	3527181	< 0.5	< 0.5	0.0%	< 0.5				80%	120%
Bi	1	3527231	< 1	< 1	0.0%	< 1				80%	120%
Ca	1	3527181	0.482	0.423	13.0%	< 0.01				80%	120%
Cd	1	3527181	16.6	14.7	12.1%	< 0.5				80%	120%
Ce	1	3527181	22	18	20.0%	< 1				80%	120%
Co	1	3527181	4.76	4.68	1.7%	< 0.5				80%	120%
Cr	1	3527181	6.3	5.4	15.4%	< 0.5				80%	120%
Cu	1	3527181	1010	953	5.8%	< 0.5	3759	3800	98%	80%	120%
Fe	1	3527181	12.6	12.4	1.6%	< 0.01				80%	120%
Ga	1	3527181	9	9	0.0%	< 5				80%	120%
Hg	1	3527181	< 1	< 1	0.0%	< 1				80%	120%
In	1	3527181	< 1	< 1	0.0%	< 1				80%	120%
K	1	3527181	0.238	0.213	11.1%	< 0.01				80%	120%
La	1	3527181	9	7	25.0%	< 1				80%	120%
Li	1	3527181	< 1	< 1	0.0%	< 1				80%	120%
Mg	1	3527181	0.06	0.06	0.0%	< 0.01				80%	120%
Mn	1	3527181	254	239	6.1%	< 1				80%	120%
Mo	1	3527181	< 0.5	< 0.5	0.0%	< 0.5				80%	120%
Na	1	3527181	< 0.01	< 0.01	0.0%	< 0.01				80%	120%
Ni	1	3527231	7.1	7.1	0.0%	< 0.5				80%	120%

Results relate only to the items tested and to all the items tested

AGAT Laboratories

5623 McADAM ROAD
MISSISSAUGA, ONTARIO
CANADA L4Z 1N9
TEL (905)501-9998
FAX (905)501-0589
http://www.agatlabs.com

Quality Assurance

CLIENT NAME: BRIXTON METALS CORPORATION

AGAT WORK ORDER: 12Y621470

PROJECT NO: THORN 2012 Batch # 12

ATTENTION TO: GARY THOMPSON

Solid Analysis (Continued)

RPT Date: Aug 23, 2012		REPLICATE				Method Blank	REFERENCE MATERIAL				
PARAMETER	Batch	Sample Id	Original	Rep #1	RPD		Result Value	Expect Value	Recovery	Acceptable Limits	
										Lower	Upper
P	1	3527181	486	451	7.5%	< 10	515	600	86%	80%	120%
Pb	1	3527181	9870	9250	6.5%	< 0.5				80%	120%
Rb	1	3527181	24	21	13.3%	< 10	11	13	82%	80%	120%
S	1	3527181	14.1	13.4	5.1%	< 0.005	0.83	0.80	103%	80%	120%
Sb	1	3527181	1350	1260	6.9%	< 1				80%	120%
Sc	1	3527181	< 0.5	< 0.5	0.0%	< 0.5				80%	120%
Se	1	3527181	11	9	20.0%	< 10				80%	120%
Sn	1	3527181	< 5	< 5	0.0%	< 5	8.3	7.1	116%	80%	120%
Sr	1	3527181	83.5	76.1	9.3%	< 0.5	304	290	104%	80%	120%
Ta	1	3527181	18	17	5.7%	< 10				80%	120%
Te	1	3527181	20	18	10.5%	< 10				80%	120%
Th	1	3527231	7	8	13.3%	< 5				80%	120%
Ti	1	3527181	< 0.01	< 0.01	0.0%	< 0.01				80%	120%
Tl	1	3527181	16	17	6.1%	< 5				80%	120%
U	1	3527181	11	11	0.0%	< 5				80%	120%
V	1	3527181	3.8	2.9	26.9%	< 0.5				80%	120%
W	1	3527181	< 1	< 1	0.0%	< 1				80%	120%
Y	1	3527181	5	5	0.0%	< 1				80%	120%
Zn	1	3527181	7020	6680	5.0%	< 0.5				80%	120%
Zr	1	3527181	9	9	0.0%	< 5				80%	120%
Aqua Regia Digest - Metals Package, ICP-OES finish (201073)											
B	1					< 5	5.66	7.00	81%	80%	120%
Be	1					< 0.5	0.3	0.4	85%	80%	120%
Cu	1					< 0.5	3986	3800	104%	80%	120%
P	1					< 10	531	600	89%	80%	120%
Rb	1					< 10	13	13	100%	80%	120%
S	1					< 0.005	0.84	0.80	105%	80%	120%
Sn	1					< 5	8.2	7.1	116%	80%	120%
Sr	1					< 0.5	325	290	112%	80%	120%

Certified By: Ron Cardinall

Results relate only to the items tested and to all the items tested

AGAT Laboratories

5623 McADAM ROAD
MISSISSAUGA, ONTARIO
CANADA L4Z 1N9
TEL (905)501-9998
FAX (905)501-0589
http://www.agatlabs.com

Method Summary

CLIENT NAME: BRIXTON METALS CORPORATION

AGAT WORK ORDER: 12Y621470

PROJECT NO: THORN 2012 Batch # 12

ATTENTION TO: GARY THOMPSON

PARAMETER	AGAT S.O.P	LITERATURE REFERENCE	ANALYTICAL TECHNIQUE
Solid Analysis			
Ag	MIN-200-12020		ICP/OES
Al	MIN-200-12020		ICP/OES
As	MIN-200-12020		ICP/OES
B	MIN-200-12020		ICP/OES
Ba	MIN-200-12020		ICP/OES
Be	MIN-200-12020		ICP/OES
Bi	MIN-200-12020		ICP/OES
Ca	MIN-200-12020		ICP/OES
Cd	MIN-200-12020		ICP/OES
Ce	MIN-200-12020		ICP/OES
Co	MIN-200-12020		ICP/OES
Cr	MIN-200-12020		ICP/OES
Cu	MIN-200-12020		ICP/OES
Fe	MIN-200-12020		ICP/OES
Ga	MIN-200-12020		ICP/OES
Hg	MIN-200-12020		ICP/OES
In	MIN-200-12020		ICP/OES
K	MIN-200-12020		ICP/OES
La	MIN-200-12020		ICP/OES
Li	MIN-200-12020		ICP/OES
Mg	MIN-200-12020		ICP/OES
Mn	MIN-200-12020		ICP/OES
Mo	MIN-200-12020		ICP/OES
Na	MIN-200-12020		ICP/OES
Ni	MIN-200-12020		ICP/OES
P	MIN-200-12020		ICP/OES
Pb	MIN-200-12020		ICP/OES
Rb	MIN-200-12020		ICP/OES
S	MIN-200-12020		ICP/OES
Sb	MIN-200-12020		ICP/OES
Sc	MIN-200-12020		ICP/OES
Se	MIN-200-12020		ICP/OES
Sn	MIN-200-12020		ICP/OES
Sr	MIN-200-12020		ICP/OES
Ta	MIN-200-12020		ICP/OES
Te	MIN-200-12020		ICP/OES
Th	MIN-200-12020		ICP/OES
Ti	MIN-200-12020		ICP/OES
Tl	MIN-200-12020		ICP/OES
U	MIN-200-12020		ICP/OES
V	MIN-200-12020		ICP/OES
W	MIN-200-12020		ICP/OES
Y	MIN-200-12020		ICP/OES
Zn	MIN-200-12020		ICP/OES
Zr	MIN-200-12020		ICP/OES
Pb-Fusion	MIN-200-12001		ICP/OES
Ag-GRAV	MIN-200-12006		GRAVIMETRIC
Zn Fusion	MIN-200-12001		ICP/OES
Cu-OL	MIN-200-12001		ICP/OES

Results relate only to the items tested and to all the items tested

5623 McADAM ROAD
MISSISSAUGA, ONTARIO
CANADA L4Z 1N9
TEL (905)501-9998
FAX (905)501-0589
http://www.agatlabs.com

Method Summary

CLIENT NAME: BRIXTON METALS CORPORATION

AGAT WORK ORDER: 12Y621470

PROJECT NO: THORN 2012 Batch # 12

ATTENTION TO: GARY THOMPSON

PARAMETER	AGAT S.O.P	LITERATURE REFERENCE	ANALYTICAL TECHNIQUE
Sample Login Weight	MIN-12009		BALANCE
Au	MIN-200-12006	BUGBEE, E: A Textbook of Fire Assaying	ICP-OES

Results relate only to the items tested and to all the items tested

AGAT Laboratories

5623 McADAM ROAD
MISSISSAUGA, ONTARIO
CANADA L4Z 1N9
TEL (905)501-9998
FAX (905)501-0589
http://www.agatlabs.com

CLIENT NAME: BRIXTON METALS CORPORATION
1411-409 GRANVILLE ST.
VANCOUVER, BC V6C1T2
(604) 630-9707

ATTENTION TO: GARY THOMPSON

PROJECT NO: THORN 2012 Batch # 3

AGAT WORK ORDER: 12Y621780

SOLID ANALYSIS REVIEWED BY: Ron Cardinall, Certified Assayer - Director - Technical Services (Mining)

DATE REPORTED: Aug 23, 2012

PAGES (INCLUDING COVER): 26

Should you require any information regarding this analysis please contact your client services representative at (905) 501-9998

*NOTES

All samples are stored at no charge for 90 days. Please contact the lab if you require additional sample storage time.

Results relate only to the items tested and to all the items tested

AGAT Laboratories
5623 McADAM ROAD
MISSISSAUGA, ONTARIO
CANADA L4Z 1N9
TEL (905)501-9998
FAX (905)501-0589
http://www.agatlabs.com

Certificate of Analysis

AGAT WORK ORDER: 12Y621780

PROJECT NO: THORN 2012 Batch # 3

CLIENT NAME: BRIXTON METALS CORPORATION

ATTENTION TO: GARY THOMPSON

Aqua Regia Digest - Metals Package, ICP-OES finish (201073)

DATE SAMPLED: Jul 18, 2012 | DATE RECEIVED: Jul 13, 2012 | DATE REPORTED: Aug 23, 2012 | SAMPLE TYPE: Drill Core

Analyte:	Ag	Al	As	B	Ba	Be	Bi	Ca	Cd	Ce	Co	Cr	Cu	Fe
Unit:	ppm	%	ppm	ppm	ppm	ppm	ppm	%	ppm	ppm	ppm	ppm	ppm	%
Sample Description RDL:	0.2	0.01	1	5	1	0.5	1	0.01	0.5	1	0.5	0.5	0.5	0.01
E5541125	>100	0.53	3380	<5	90	<0.5	11	0.14	23.8	8	5.5	31.5	895	5.08
E5541126	>100	0.33	3690	8	25	<0.5	21	0.01	37.2	<1	5.9	44.9	2360	8.49
E5541127	>100	0.31	6500	8	32	<0.5	17	<0.01	20.6	2	6.4	36.5	1260	7.62
E5541128	>100	0.44	3290	<5	71	<0.5	12	<0.01	71.0	3	7.2	59.3	655	6.07
E5541129	>100	0.40	2430	<5	74	<0.5	10	<0.01	20.6	10	5.4	48.8	655	4.96
E5541130	15.8	0.32	827	<5	59	<0.5	3	<0.01	25.5	16	9.1	30.0	161	3.43
E5541131	>100	0.45	5240	<5	62	<0.5	11	0.10	60.2	11	7.3	43.6	360	6.33
E5541132	0.3	0.92	13	<5	118	<0.5	2	1.20	<0.5	30	12.2	59.4	15.6	2.94
E5541133	>100	0.40	6400	<5	55	<0.5	12	0.35	80.2	14	6.3	47.8	341	6.13
E5541134	>100	0.48	8610	5	69	<0.5	10	0.33	47.3	12	6.4	39.2	624	6.50
E5541135	>100	0.62	6090	7	92	<0.5	9	0.54	70.8	18	7.2	45.7	460	5.64
E5541136	77.1	0.49	3700	<5	74	<0.5	5	0.42	21.1	20	6.6	45.0	246	4.79
E5541137	15.7	0.28	2420	<5	47	<0.5	2	0.41	1.0	19	6.1	36.0	45.4	2.81
E5541138	18.9	0.42	2920	<5	66	<0.5	4	0.47	1.7	25	7.1	44.5	57.2	3.27
E5541139	17.4	0.41	844	<5	87	0.5	3	1.49	16.6	20	6.4	41.1	49.9	3.03
E5541140	14.6	0.41	1500	<5	137	0.5	2	1.63	<0.5	23	7.4	46.0	38.2	2.22
E5541141	85.1	0.58	3660	<5	44	0.5	9	0.70	35.8	13	7.6	42.4	175	6.21
E5541142	69.6	0.71	3050	5	118	0.6	7	0.75	6.7	14	7.5	45.3	161	5.45
E5541143	>100	0.38	1020	20	25	<0.5	64	1.67	467	<1	26.4	16.4	>10000	15.5
E5541144	38.0	0.45	2420	<5	89	<0.5	7	0.91	6.5	11	6.5	40.3	159	3.53
E5541145	8.7	0.49	3520	<5	88	<0.5	3	0.94	25.1	19	6.9	53.0	24.6	3.68
E5541146	11.7	1.33	3570	6	77	0.6	3	0.71	50.9	19	7.4	61.9	26.7	4.31
E5541147	46.0	0.61	3290	5	103	0.5	6	1.02	14.7	16	7.7	50.2	127	4.61
E5541148	47.3	0.63	3230	6	119	0.5	6	0.98	15.2	15	7.3	34.1	130	4.43
E5541149	42.4	0.64	2980	<5	108	0.5	6	0.89	26.5	15	7.2	45.0	163	4.05
E5541150	18.8	0.60	5740	<5	104	0.5	6	1.54	21.6	13	6.9	41.1	80.9	4.00
E5541151	4.5	0.40	3040	<5	84	<0.5	3	0.56	10.6	15	5.5	30.2	15.2	2.34
E5541152	11.7	0.50	4310	<5	96	<0.5	4	1.03	56.0	10	6.7	38.9	31.9	3.24
E5541153	24.2	0.39	2930	<5	77	<0.5	4	0.60	40.4	14	5.9	33.2	47.9	3.08
E5541154	>100	0.32	903	16	22	<0.5	62	1.54	443	<1	24.2	13.9	>10000	13.7
E5541155	>100	0.42	3670	<5	88	<0.5	8	0.99	10.5	14	5.7	38.7	212	4.18
E5541156	43.9	0.44	3080	<5	96	<0.5	5	1.11	5.8	20	5.7	31.7	104	2.94

Certified By: Ron Cardinall

Results relate only to the items tested and to all the items tested

AGAT Laboratories
5623 McADAM ROAD
MISSISSAUGA, ONTARIO
CANADA L4Z 1N9
TEL (905)501-9998
FAX (905)501-0589
http://www.agatlabs.com

Certificate of Analysis

AGAT WORK ORDER: 12Y621780

PROJECT NO: THORN 2012 Batch # 3

CLIENT NAME: BRIXTON METALS CORPORATION

ATTENTION TO: GARY THOMPSON

Aqua Regia Digest - Metals Package, ICP-OES finish (201073)

DATE SAMPLED: Jul 18, 2012 | DATE RECEIVED: Jul 13, 2012 | DATE REPORTED: Aug 23, 2012 | SAMPLE TYPE: Drill Core

Analyte:	Ag	Al	As	B	Ba	Be	Bi	Ca	Cd	Ce	Co	Cr	Cu	Fe
Unit:	ppm	%	ppm	ppm	ppm	ppm	ppm	%	ppm	ppm	ppm	ppm	ppm	%
Sample Description RDL:	0.2	0.01	1	5	1	0.5	1	0.01	0.5	1	0.5	0.5	0.5	0.01
E5541157	11.7	0.53	3560	6	120	<0.5	4	1.42	30.3	25	6.4	45.3	39.7	2.81
E5541158	2.1	0.62	942	<5	114	0.5	4	1.71	26.6	20	6.0	37.0	11.8	2.90
E5541159	17.0	0.52	1530	<5	107	<0.5	3	1.37	10.7	19	6.0	34.2	35.5	2.68
E5541160	39.0	0.35	3790	<5	69	<0.5	5	1.10	23.8	15	7.0	37.6	76.2	3.40
E5541161	83.3	0.48	1190	<5	124	<0.5	5	1.34	25.9	13	5.8	39.2	110	4.12
E5541162	<0.2	0.87	14	<5	129	<0.5	2	1.08	<0.5	24	12.2	54.7	14.6	2.76
E5541163	>100	0.42	5930	<5	84	<0.5	7	1.08	39.4	7	6.8	35.2	231	4.80
E5541164	37.5	0.44	2440	<5	166	0.5	3	1.34	4.8	18	7.7	29.9	76.4	3.02
E5541165	19.1	0.53	4640	<5	147	0.5	4	0.91	56.8	15	6.8	40.5	41.1	3.30
E5541166	70.7	0.36	6600	12	58	0.6	4	0.69	37.9	23	8.2	36.4	153	3.07
E5541167	>100	0.49	5910	12	48	0.6	7	0.86	21.1	24	7.5	17.7	314	5.26
E5541168	67.0	0.44	8330	9	30	0.5	4	0.85	12.7	20	7.3	23.6	301	6.35
E5541169	>100	0.33	3890	14	56	<0.5	3	1.87	10.7	20	6.0	17.0	200	3.57
E5541170	>100	0.55	4700	7	58	0.6	<1	0.69	10.8	24	6.1	27.2	392	5.42
E5541171	34.3	0.56	2360	<5	99	0.6	<1	0.96	14.9	29	8.2	24.7	79.7	3.23
E5541172	>100	0.35	1220	<5	23	<0.5	57	1.67	463	5	30.5	13.0	>10000	16.6
E5541173	100	0.56	3860	7	88	0.6	<1	0.96	8.6	29	7.1	31.2	163	3.94
E5541174	>100	0.53	4100	6	70	0.6	<1	0.75	15.2	32	8.1	19.2	192	4.69
E5541175	56.9	0.39	4420	<5	81	0.5	5	0.98	29.0	21	6.7	24.1	72.8	4.06
E5541176	6.8	0.45	270	<5	106	<0.5	<1	1.13	1.6	37	7.9	32.3	9.1	1.93
E5541177	85.6	0.44	3860	6	72	<0.5	<1	1.54	14.1	28	6.1	20.1	157	4.62
E5541178	58.2	0.41	3630	6	82	0.5	<1	1.08	14.6	33	8.2	23.6	162	3.48
E5541179	0.9	0.75	28	5	138	1.2	<1	1.09	<0.5	40	14.0	35.3	15.2	2.71
E5541180	31.5	0.64	3760	<5	105	0.5	<1	1.06	64.6	34	7.9	30.2	105	3.56
E5541181	22.2	0.62	4270	<5	103	<0.5	<1	1.08	45.4	30	8.3	29.4	88.3	3.59
E5541182	54.2	0.65	5730	5	109	0.5	<1	1.03	23.6	35	7.6	27.6	157	3.62
E5541183	49.9	0.56	5520	7	103	0.5	<1	0.96	22.9	34	7.4	19.8	141	3.38
E5541184	7.8	0.47	4220	<5	79	<0.5	<1	1.02	37.9	24	8.3	25.7	24.2	3.25
E5541185	4.1	0.44	2890	<5	80	<0.5	<1	0.97	13.2	26	8.8	20.7	65.2	3.08
E5541186	3.9	0.66	5060	<5	111	0.5	<1	0.70	8.5	29	7.5	32.0	22.3	3.80
E5541187	4.1	0.61	5030	7	116	0.6	<1	1.46	11.5	31	8.1	20.5	19.5	3.66
E5541188	4.0	0.61	5360	11	90	0.6	<1	1.57	18.9	32	8.6	28.3	22.5	4.95

Certified By: Ron Cardinall

Results relate only to the items tested and to all the items tested

AGAT Laboratories
5623 McADAM ROAD
MISSISSAUGA, ONTARIO
CANADA L4Z 1N9
TEL (905)501-9998
FAX (905)501-0589
http://www.agatlabs.com

Certificate of Analysis

AGAT WORK ORDER: 12Y621780

PROJECT NO: THORN 2012 Batch # 3

CLIENT NAME: BRIXTON METALS CORPORATION

ATTENTION TO: GARY THOMPSON

Aqua Regia Digest - Metals Package, ICP-OES finish (201073)

DATE SAMPLED: Jul 18, 2012 | DATE RECEIVED: Jul 13, 2012 | DATE REPORTED: Aug 23, 2012 | SAMPLE TYPE: Drill Core

Analyte:	Ag	Al	As	B	Ba	Be	Bi	Ca	Cd	Ce	Co	Cr	Cu	Fe
Unit:	ppm	%	ppm	ppm	ppm	ppm	ppm	%	ppm	ppm	ppm	ppm	ppm	%
Sample Description RDL:	0.2	0.01	1	5	1	0.5	1	0.01	0.5	1	0.5	0.5	0.5	0.01
E5541189	4.6	0.51	5110	8	91	0.5	<1	1.16	20.4	27	8.3	22.7	23.4	3.72
E5541190	5.8	0.42	5540	<5	77	0.5	<1	0.97	23.3	25	8.5	18.6	26.7	4.14
E5541191	5.5	0.41	5310	<5	79	<0.5	<1	0.91	22.0	25	8.3	25.3	23.3	4.00
E5541192	5.1	0.36	3920	6	75	0.5	<1	1.23	13.5	28	9.1	19.4	17.5	2.81
E5541193	9.5	0.45	5130	<5	77	0.5	<1	1.25	36.1	31	7.7	28.7	22.8	3.45
E5541194	11.6	0.54	5350	<5	102	0.6	<1	1.80	57.4	30	6.9	24.7	18.3	3.64
E5541195	25.3	0.52	7270	<5	109	<0.5	<1	1.22	47.9	28	7.2	32.4	22.0	3.49
E5541196	>100	0.41	8710	<5	76	<0.5	<1	1.23	302	27	5.1	26.9	209	4.86
E5541197	>100	0.39	1290	<5	21	<0.5	60	1.58	482	5	31.2	14.1	>10000	16.7
E5541198	>100	0.49	7320	8	81	0.5	1	1.11	122	34	8.0	25.8	108	3.65
E5541199	75.1	0.48	4470	<5	81	<0.5	1	0.86	87.6	33	8.0	28.9	79.7	3.45
E5541200	20.5	0.41	5200	<5	97	<0.5	4	1.38	104	21	6.4	32.6	35.0	3.25
E5541201	10.1	0.38	4930	<5	100	<0.5	<1	1.62	84.2	27	8.0	26.8	24.6	2.93
E5541202	8.9	0.59	5010	<5	102	<0.5	<1	0.88	91.5	23	6.7	35.7	22.6	4.60
E5541203	0.3	0.54	8	7	99	1.0	<1	0.77	<0.5	34	13.1	35.8	12.5	1.97
E5541204	5.6	0.52	2420	6	105	<0.5	<1	0.43	21.9	22	6.5	37.3	42.4	2.64
E5541205	10.6	0.63	5510	<5	66	<0.5	<1	0.37	73.3	20	6.1	25.6	19.2	4.39
E5541206	8.3	0.55	3200	<5	65	<0.5	<1	0.45	53.1	16	6.4	32.3	14.5	4.42
E5541207	7.2	0.41	3290	6	62	<0.5	<1	0.45	48.2	13	6.5	28.2	10.4	3.06
E5541208	6.3	0.74	3280	<5	108	0.5	2	0.56	47.4	10	6.1	41.3	11.5	3.47
E5541209	9.6	1.02	3760	<5	88	<0.5	3	0.54	60.0	2	6.0	27.8	14.9	5.22
E5541210	7.9	0.70	1580	<5	115	0.5	2	0.46	25.5	11	5.9	43.3	8.6	2.97
E5541211	<0.2	0.79	15	<5	126	0.5	2	1.07	<0.5	28	12.3	44.9	13.6	2.52
E5541212	2.4	0.49	1840	<5	98	0.5	2	0.42	14.1	10	6.1	32.1	7.8	2.89
E5541213	5.1	0.64	3560	<5	112	0.5	3	0.47	46.6	7	6.1	35.8	11.8	3.95
E5541214	4.2	0.68	2260	<5	110	0.6	3	0.26	41.2	16	6.3	31.9	10.7	3.48
E5541215	3.6	0.51	1150	<5	100	0.5	3	0.26	24.3	10	6.1	39.6	9.3	2.99
E5541216	10.3	0.65	3530	<5	105	0.5	4	0.24	89.4	13	6.2	32.8	15.5	4.19
E5541217	>100	0.41	1070	<5	8	<0.5	61	1.82	474	<1	27.3	16.3	>10000	16.3
E5541218	3.9	0.54	2240	<5	90	<0.5	2	0.90	35.6	6	6.0	44.0	8.7	3.26
E5541219	2.1	0.32	1430	<5	66	<0.5	3	0.48	24.7	3	6.0	26.7	7.9	2.90
E5541220	3.7	0.39	1770	<5	73	<0.5	4	0.47	33.1	2	6.1	42.4	7.1	3.50

Certified By: Ron Cardinall

Results relate only to the items tested and to all the items tested

AGAT Laboratories
5623 McADAM ROAD
MISSISSAUGA, ONTARIO
CANADA L4Z 1N9
TEL (905)501-9998
FAX (905)501-0589
http://www.agatlabs.com

Certificate of Analysis

AGAT WORK ORDER: 12Y621780

PROJECT NO: THORN 2012 Batch # 3

CLIENT NAME: BRIXTON METALS CORPORATION

ATTENTION TO: GARY THOMPSON

Aqua Regia Digest - Metals Package, ICP-OES finish (201073)

DATE SAMPLED: Jul 18, 2012 | DATE RECEIVED: Jul 13, 2012 | DATE REPORTED: Aug 23, 2012 | SAMPLE TYPE: Drill Core

Analyte:	Ag	Al	As	B	Ba	Be	Bi	Ca	Cd	Ce	Co	Cr	Cu	Fe
Unit:	ppm	%	ppm	ppm	ppm	ppm	ppm	%	ppm	ppm	ppm	ppm	ppm	%
Sample Description RDL:	0.2	0.01	1	5	1	0.5	1	0.01	0.5	1	0.5	0.5	0.5	0.01
E5541221	1.7	0.41	768	<5	94	<0.5	3	0.44	8.1	9	6.1	35.3	6.9	2.93

Certified By: Ron Cardinall

Results relate only to the items tested and to all the items tested

AGAT Laboratories

5623 McADAM ROAD
MISSISSAUGA, ONTARIO
CANADA L4Z 1N9
TEL (905)501-9998
FAX (905)501-0589
http://www.agatlabs.com

Certificate of Analysis

AGAT WORK ORDER: 12Y621780

PROJECT NO: THORN 2012 Batch # 3

CLIENT NAME: BRIXTON METALS CORPORATION

ATTENTION TO: GARY THOMPSON

Aqua Regia Digest - Metals Package, ICP-OES finish (201073)

DATE SAMPLED: Jul 18, 2012 | DATE RECEIVED: Jul 13, 2012 | DATE REPORTED: Aug 23, 2012 | SAMPLE TYPE: Drill Core

Analyte:	Ga	Hg	In	K	La	Li	Mg	Mn	Mo	Na	Ni	P	Pb	Rb
Unit:	ppm	ppm	ppm	%	ppm	ppm	%	ppm	ppm	%	ppm	ppm	ppm	ppm
Sample Description RDL:	5	1	1	0.01	1	1	0.01	1	0.5	0.01	0.5	10	0.5	10
E5541125	<5	<1	4	0.22	12	1	0.05	35	4.1	0.03	1.8	77	7310	17
E5541126	5	1	5	0.21	11	<1	0.01	11	2.2	<0.01	2.3	37	>10000	16
E5541127	5	<1	<1	0.20	13	<1	<0.01	14	1.5	<0.01	2.6	47	>10000	17
E5541128	<5	1	4	0.26	11	<1	0.01	39	1.9	0.01	6.0	44	>10000	22
E5541129	<5	<1	1	0.25	13	<1	0.01	25	2.5	<0.01	2.2	46	>10000	22
E5541130	<5	<1	1	0.21	13	<1	0.01	25	1.2	<0.01	4.3	53	663	17
E5541131	<5	<1	<1	0.24	14	<1	0.02	43	2.3	0.01	3.1	418	>10000	19
E5541132	<5	<1	2	0.12	13	2	0.69	405	1.7	0.27	29.5	1840	18.8	<10
E5541133	<5	<1	3	0.24	15	<1	0.05	281	<0.5	<0.01	3.6	743	>10000	21
E5541134	<5	<1	2	0.30	15	<1	0.04	189	2.5	<0.01	3.5	647	9070	24
E5541135	<5	<1	<1	0.38	16	<1	0.11	312	3.3	<0.01	6.3	759	9370	34
E5541136	<5	<1	<1	0.30	17	<1	0.05	167	1.9	0.01	2.8	732	2290	23
E5541137	<5	<1	2	0.19	12	<1	0.04	161	1.1	0.01	2.7	664	265	15
E5541138	<5	<1	<1	0.27	16	<1	0.06	196	2.0	0.01	3.5	762	313	21
E5541139	<5	<1	3	0.26	14	<1	0.16	571	2.6	<0.01	1.6	643	329	23
E5541140	<5	<1	<1	0.26	15	<1	0.21	580	2.2	0.01	2.5	621	166	24
E5541141	<5	<1	2	0.29	15	3	0.11	271	2.2	0.01	1.9	830	794	24
E5541142	<5	<1	<1	0.38	14	1	0.13	327	2.7	0.01	2.5	776	718	32
E5541143	18	16	4	0.09	1	4	0.77	427	37.1	<0.01	50.1	421	>10000	<10
E5541144	<5	<1	1	0.27	10	1	0.20	440	2.7	0.01	2.5	845	582	24
E5541145	<5	<1	<1	0.29	13	<1	0.22	466	3.2	0.02	3.2	903	366	25
E5541146	<5	<1	2	0.75	14	<1	0.19	346	2.1	0.04	3.5	873	549	62
E5541147	<5	<1	1	0.36	14	1	0.28	595	1.6	0.01	4.6	847	662	30
E5541148	<5	<1	4	0.36	13	<1	0.27	579	2.5	<0.01	4.1	811	664	33
E5541149	<5	<1	<1	0.38	12	<1	0.26	606	1.5	0.01	4.6	776	981	33
E5541150	<5	<1	2	0.35	11	<1	0.38	869	2.1	0.01	3.9	884	662	31
E5541151	<5	<1	<1	0.26	10	<1	0.13	255	1.6	0.02	3.1	606	160	19
E5541152	<5	<1	3	0.30	8	<1	0.24	504	5.8	0.01	4.1	873	395	26
E5541153	<5	<1	<1	0.25	10	<1	0.10	253	3.4	0.01	2.8	748	496	19
E5541154	14	15	<1	0.07	<1	3	0.71	395	32.7	<0.01	45.4	382	>10000	<10
E5541155	<5	<1	<1	0.26	12	<1	0.24	469	2.4	0.01	2.1	693	1210	23
E5541156	<5	<1	<1	0.28	14	<1	0.27	479	2.3	0.01	2.2	749	640	25

Certified By: Ron Cardinall

Results relate only to the items tested and to all the items tested

AGAT Laboratories

5623 McADAM ROAD
MISSISSAUGA, ONTARIO
CANADA L4Z 1N9
TEL (905)501-9998
FAX (905)501-0589
http://www.agatlabs.com

Certificate of Analysis

AGAT WORK ORDER: 12Y621780

PROJECT NO: THORN 2012 Batch # 3

CLIENT NAME: BRIXTON METALS CORPORATION

ATTENTION TO: GARY THOMPSON

Aqua Regia Digest - Metals Package, ICP-OES finish (201073)

DATE SAMPLED: Jul 18, 2012 | DATE RECEIVED: Jul 13, 2012 | DATE REPORTED: Aug 23, 2012 | SAMPLE TYPE: Drill Core

Analyte:	Ga	Hg	In	K	La	Li	Mg	Mn	Mo	Na	Ni	P	Pb	Rb
Unit:	ppm	ppm	ppm	%	ppm	ppm	%	ppm	ppm	%	ppm	ppm	ppm	ppm
Sample Description RDL:	5	1	1	0.01	1	1	0.01	1	0.5	0.01	0.5	10	0.5	10
E5541157	<5	<1	5	0.32	16	<1	0.38	727	1.5	0.01	3.9	950	227	30
E5541158	<5	<1	2	0.29	13	3	0.33	1900	0.9	0.02	1.4	945	213	27
E5541159	<5	<1	<1	0.26	12	2	0.24	765	1.0	0.02	1.6	844	242	22
E5541160	<5	<1	1	0.22	11	<1	0.20	664	2.0	0.01	4.0	837	1850	18
E5541161	<5	<1	3	0.29	11	<1	0.30	1010	2.2	0.02	1.5	825	2980	23
E5541162	<5	<1	2	0.12	10	2	0.68	394	1.1	0.26	30.4	1600	7.1	<10
E5541163	<5	<1	2	0.26	10	<1	0.30	631	5.1	0.01	2.9	729	2460	22
E5541164	<5	<1	<1	0.27	11	<1	0.33	777	2.5	0.01	3.6	887	322	22
E5541165	<5	<1	7	0.31	11	<1	0.24	513	2.2	0.01	4.5	948	746	25
E5541166	<5	<1	<1	0.21	10	<1	0.16	577	4.1	<0.01	14.2	768	857	24
E5541167	5	<1	<1	0.27	11	<1	0.23	678	1.2	0.01	5.6	666	3840	26
E5541168	<5	<1	<1	0.25	9	<1	0.35	961	1.7	<0.01	6.8	663	3810	24
E5541169	<5	<1	<1	0.20	9	<1	0.27	1400	1.2	<0.01	3.8	681	2550	23
E5541170	<5	<1	<1	0.30	10	<1	0.17	475	2.0	<0.01	3.2	693	2510	27
E5541171	<5	<1	<1	0.31	13	<1	0.19	505	1.4	0.02	5.1	944	477	25
E5541172	19	18	<1	0.08	1	3	0.83	440	35.8	<0.01	51.6	384	>10000	11
E5541173	<5	<1	<1	0.31	13	<1	0.18	528	3.6	0.01	3.5	828	1300	26
E5541174	<5	<1	<1	0.29	14	<1	0.10	352	1.3	0.02	4.2	904	1810	25
E5541175	<5	<1	<1	0.25	15	<1	0.13	384	2.0	0.02	3.1	784	863	20
E5541176	<5	<1	<1	0.28	18	<1	0.17	369	0.9	0.02	5.6	947	120	23
E5541177	<5	<1	<1	0.27	13	<1	0.38	638	0.7	0.02	3.2	664	2690	27
E5541178	<5	<1	<1	0.26	16	<1	0.19	332	3.5	0.03	7.0	821	1030	24
E5541179	<5	<1	<1	0.11	14	2	0.79	421	<0.5	0.21	34.8	1990	18.5	<10
E5541180	<5	<1	1	0.35	17	<1	0.18	323	4.0	0.03	6.3	923	660	32
E5541181	<5	<1	<1	0.34	14	<1	0.24	389	3.1	0.02	18.1	859	600	32
E5541182	<5	<1	<1	0.36	17	<1	0.21	380	3.3	0.02	7.2	827	2600	33
E5541183	<5	<1	<1	0.32	16	<1	0.20	361	2.9	0.02	6.8	817	2530	30
E5541184	<5	<1	<1	0.27	10	<1	0.13	380	1.5	0.02	5.8	885	400	25
E5541185	<5	<1	<1	0.25	12	<1	0.16	399	2.9	0.02	6.0	861	216	21
E5541186	<5	<1	<1	0.36	14	<1	0.11	289	2.0	0.02	7.0	749	276	31
E5541187	<5	<1	<1	0.35	14	<1	0.33	902	0.8	0.01	6.9	969	385	34
E5541188	<5	<1	<1	0.33	15	<1	0.33	886	2.2	0.02	4.6	844	385	34

Certified By: Ron Cardinall

Results relate only to the items tested and to all the items tested

AGAT Laboratories
5623 McADAM ROAD
MISSISSAUGA, ONTARIO
CANADA L4Z 1N9
TEL (905)501-9998
FAX (905)501-0589
http://www.agatlabs.com

Certificate of Analysis

AGAT WORK ORDER: 12Y621780

PROJECT NO: THORN 2012 Batch # 3

CLIENT NAME: BRIXTON METALS CORPORATION

ATTENTION TO: GARY THOMPSON

Aqua Regia Digest - Metals Package, ICP-OES finish (201073)

DATE SAMPLED: Jul 18, 2012 | DATE RECEIVED: Jul 13, 2012 | DATE REPORTED: Aug 23, 2012 | SAMPLE TYPE: Drill Core

Analyte:	Ga	Hg	In	K	La	Li	Mg	Mn	Mo	Na	Ni	P	Pb	Rb
Unit:	ppm	ppm	ppm	%	ppm	ppm	%	ppm	ppm	%	ppm	ppm	ppm	ppm
Sample Description RDL:	5	1	1	0.01	1	1	0.01	1	0.5	0.01	0.5	10	0.5	10
E5541189	<5	<1	<1	0.29	12	<1	0.26	698	1.7	0.02	5.5	893	271	29
E5541190	<5	<1	<1	0.25	11	<1	0.13	430	3.0	0.02	5.3	956	344	22
E5541191	<5	<1	<1	0.25	11	<1	0.12	407	3.1	0.02	5.3	942	309	22
E5541192	<5	<1	<1	0.21	14	<1	0.23	555	2.8	0.02	5.1	959	201	21
E5541193	<5	<1	<1	0.26	15	<1	0.25	451	1.3	0.03	5.9	896	324	27
E5541194	<5	<1	<1	0.30	14	<1	0.40	655	2.0	0.03	4.1	859	370	29
E5541195	<5	<1	<1	0.32	14	<1	0.30	520	1.4	0.02	4.7	618	597	32
E5541196	<5	1	<1	0.24	14	<1	0.36	699	1.6	0.02	3.0	616	9950	24
E5541197	22	18	<1	0.09	2	3	0.82	447	39.0	<0.01	53.7	404	>10000	15
E5541198	<5	<1	<1	0.27	17	<1	0.32	606	0.5	0.03	6.9	810	6580	31
E5541199	<5	<1	2	0.26	16	<1	0.24	436	5.1	0.04	6.4	929	1550	26
E5541200	<5	<1	4	0.25	14	1	0.39	681	1.7	0.05	2.8	850	1090	23
E5541201	<5	<1	2	0.24	13	<1	0.45	1020	2.3	0.04	4.8	897	558	24
E5541202	<5	<1	<1	0.31	11	2	0.28	522	1.4	0.06	3.3	881	664	24
E5541203	<5	<1	<1	0.09	12	2	0.57	383	<0.5	0.15	35.1	1790	2.5	<10
E5541204	<5	<1	<1	0.22	10	3	0.19	350	2.3	0.05	2.3	855	486	20
E5541205	<5	<1	<1	0.26	10	3	0.21	366	1.8	0.05	1.7	809	1420	22
E5541206	<5	<1	<1	0.25	7	2	0.20	401	1.2	0.04	2.8	817	978	21
E5541207	<5	<1	1	0.17	6	3	0.25	592	<0.5	0.03	2.1	814	833	17
E5541208	<5	<1	<1	0.29	9	4	0.36	588	3.1	0.04	1.4	836	924	22
E5541209	<5	<1	<1	0.24	8	9	0.66	1060	1.9	0.04	0.8	799	1640	18
E5541210	<5	<1	<1	0.29	9	3	0.32	564	2.4	0.04	1.4	876	1860	22
E5541211	<5	<1	<1	0.13	11	2	0.78	419	<0.5	0.22	32.9	1800	5.6	<10
E5541212	<5	<1	2	0.25	9	2	0.24	520	1.4	0.04	1.4	844	271	18
E5541213	<5	<1	1	0.29	9	3	0.29	450	1.1	0.04	1.2	828	628	22
E5541214	<5	<1	2	0.29	12	3	0.18	275	<0.5	0.03	1.4	851	667	21
E5541215	<5	<1	<1	0.25	9	2	0.13	213	1.4	0.03	1.7	830	598	16
E5541216	<5	<1	2	0.26	12	3	0.16	199	2.9	0.03	1.2	816	2200	18
E5541217	18	16	4	0.09	<1	4	0.83	442	38.0	<0.01	52.5	395	>10000	11
E5541218	<5	<1	<1	0.24	7	3	0.27	575	1.8	0.02	1.4	845	571	18
E5541219	<5	<1	2	0.18	5	<1	0.12	237	2.0	0.02	1.4	788	323	11
E5541220	<5	<1	<1	0.21	6	1	0.17	306	2.5	0.02	1.5	761	752	14

Certified By: Ron Cardinall

Results relate only to the items tested and to all the items tested

AGAT Laboratories
5623 McADAM ROAD
MISSISSAUGA, ONTARIO
CANADA L4Z 1N9
TEL (905)501-9998
FAX (905)501-0589
http://www.agatlabs.com

Certificate of Analysis

AGAT WORK ORDER: 12Y621780

PROJECT NO: THORN 2012 Batch # 3

CLIENT NAME: BRIXTON METALS CORPORATION

ATTENTION TO: GARY THOMPSON

Aqua Regia Digest - Metals Package, ICP-OES finish (201073)

DATE SAMPLED: Jul 18, 2012 | DATE RECEIVED: Jul 13, 2012 | DATE REPORTED: Aug 23, 2012 | SAMPLE TYPE: Drill Core

Analyte:	Ga	Hg	In	K	La	Li	Mg	Mn	Mo	Na	Ni	P	Pb	Rb
Unit:	ppm	ppm	ppm	%	ppm	ppm	%	ppm	ppm	%	ppm	ppm	ppm	ppm
Sample Description RDL:	5	1	1	0.01	1	1	0.01	1	0.5	0.01	0.5	10	0.5	10
E5541221	<5	<1	<1	0.23	8	<1	0.14	258	3.7	0.03	1.6	799	235	15

Certified By: Ron Cardinall

Results relate only to the items tested and to all the items tested

AGAT Laboratories

5623 McADAM ROAD
MISSISSAUGA, ONTARIO
CANADA L4Z 1N9
TEL (905)501-9998
FAX (905)501-0589
http://www.agatlabs.com

Certificate of Analysis

AGAT WORK ORDER: 12Y621780

PROJECT NO: THORN 2012 Batch # 3

CLIENT NAME: BRIXTON METALS CORPORATION

ATTENTION TO: GARY THOMPSON

Aqua Regia Digest - Metals Package, ICP-OES finish (201073)

DATE SAMPLED: Jul 18, 2012 | DATE RECEIVED: Jul 13, 2012 | DATE REPORTED: Aug 23, 2012 | SAMPLE TYPE: Drill Core

Analyte:	S	Sb	Sc	Se	Sn	Sr	Ta	Te	Th	Ti	Tl	U	V	W
Unit:	%	ppm	ppm	ppm	ppm	ppm	ppm	ppm	ppm	%	ppm	ppm	ppm	ppm
Sample Description RDL:	0.005	1	0.5	10	5	0.5	10	10	5	0.01	5	5	0.5	1
E5541125	5.84	1290	0.8	<10	<5	28.9	<10	<10	6	<0.01	6	<5	13.8	<1
E5541126	10.2	3890	<0.5	<10	<5	85.8	<10	<10	<5	<0.01	8	<5	6.2	<1
E5541127	9.16	4330	<0.5	<10	<5	54.8	<10	<10	<5	<0.01	8	<5	6.0	<1
E5541128	8.00	>10000	<0.5	<10	<5	42.9	<10	15	<5	<0.01	18	<5	7.0	<1
E5541129	6.04	3060	<0.5	<10	<5	33.6	<10	<10	<5	<0.01	9	<5	5.4	<1
E5541130	4.06	247	1.4	<10	<5	5.9	<10	<10	7	<0.01	<5	<5	5.6	<1
E5541131	7.72	2780	0.9	<10	<5	9.3	<10	15	<5	<0.01	8	<5	7.8	<1
E5541132	0.028	8	6.8	<10	<5	128	<10	<10	<5	0.20	10	<5	63.9	<1
E5541133	7.74	5140	<0.5	<10	<5	36.4	<10	17	6	<0.01	14	<5	6.5	2
E5541134	7.76	2470	0.9	<10	<5	46.7	<10	<10	<5	<0.01	14	<5	8.1	<1
E5541135	6.74	1120	1.2	<10	<5	79.6	<10	13	5	<0.01	18	<5	10.4	<1
E5541136	5.59	419	1.6	<10	<5	71.9	<10	<10	5	<0.01	9	<5	7.9	<1
E5541137	3.15	90	1.4	<10	<5	73.4	<10	<10	5	<0.01	7	<5	4.0	<1
E5541138	3.72	107	1.7	<10	<5	85.3	<10	<10	6	<0.01	9	<5	6.3	<1
E5541139	3.55	124	1.9	<10	<5	193	<10	<10	<5	<0.01	10	<5	6.1	<1
E5541140	2.37	85	2.1	<10	<5	242	<10	<10	6	<0.01	11	<5	8.3	<1
E5541141	7.03	277	1.9	<10	<5	125	<10	<10	<5	<0.01	9	<5	9.8	<1
E5541142	6.18	243	2.1	<10	<5	149	<10	<10	<5	<0.01	10	<5	11.3	<1
E5541143	20.7	194	<0.5	200	59	20.2	<10	71	<5	<0.01	36	<5	28.0	23
E5541144	3.76	282	2.0	<10	<5	177	<10	<10	<5	<0.01	9	<5	7.7	<1
E5541145	4.03	147	2.0	<10	<5	192	<10	<10	5	<0.01	9	<5	9.0	<1
E5541146	4.88	187	2.7	<10	<5	154	<10	<10	<5	<0.01	10	<5	16.7	<1
E5541147	4.93	310	2.3	<10	<5	189	<10	<10	<5	<0.01	10	<5	11.1	<1
E5541148	4.85	307	2.2	<10	<5	182	<10	<10	<5	<0.01	8	<5	10.8	<1
E5541149	4.26	428	2.2	<10	<5	162	<10	<10	<5	<0.01	10	<5	9.8	<1
E5541150	3.83	248	1.8	<10	<5	290	<10	<10	5	<0.01	8	<5	10.4	<1
E5541151	2.55	83	1.7	<10	<5	168	<10	<10	<5	<0.01	7	<5	5.0	<1
E5541152	3.54	194	2.1	<10	<5	258	<10	<10	<5	<0.01	8	<5	8.6	<1
E5541153	3.57	228	1.7	<10	<5	173	<10	<10	<5	<0.01	7	<5	5.4	<1
E5541154	18.0	173	<0.5	181	56	19.3	<10	69	<5	<0.01	34	<5	24.0	24
E5541155	4.72	700	1.7	<10	<5	223	<10	<10	<5	<0.01	8	<5	6.5	<1
E5541156	3.28	353	1.7	<10	<5	249	<10	<10	<5	<0.01	10	<5	7.4	<1

Certified By: Ron Cardinall

Results relate only to the items tested and to all the items tested

AGAT Laboratories

5623 McADAM ROAD
MISSISSAUGA, ONTARIO
CANADA L4Z 1N9
TEL (905)501-9998
FAX (905)501-0589
http://www.agatlabs.com

Certificate of Analysis

AGAT WORK ORDER: 12Y621780

PROJECT NO: THORN 2012 Batch # 3

CLIENT NAME: BRIXTON METALS CORPORATION

ATTENTION TO: GARY THOMPSON

Aqua Regia Digest - Metals Package, ICP-OES finish (201073)

DATE SAMPLED: Jul 18, 2012 | DATE RECEIVED: Jul 13, 2012 | DATE REPORTED: Aug 23, 2012 | SAMPLE TYPE: Drill Core

Analyte:	S	Sb	Sc	Se	Sn	Sr	Ta	Te	Th	Ti	Tl	U	V	W
Unit:	%	ppm	ppm	ppm	ppm	ppm	ppm	ppm	ppm	%	ppm	ppm	ppm	ppm
Sample Description RDL:	0.005	1	0.5	10	5	0.5	10	10	5	0.01	5	5	0.5	1
E5541157	3.07	145	2.2	<10	<5	341	<10	<10	7	<0.01	11	<5	8.2	<1
E5541158	2.32	97	2.5	<10	<5	465	<10	<10	7	<0.01	10	6	13.3	<1
E5541159	2.27	103	2.3	<10	<5	380	<10	<10	7	<0.01	10	<5	9.9	<1
E5541160	3.70	793	2.3	<10	<5	298	<10	<10	<5	<0.01	8	<5	7.3	<1
E5541161	4.90	1290	2.3	<10	<5	258	<10	<10	<5	<0.01	11	<5	9.3	<1
E5541162	0.021	2	7.5	<10	<5	120	<10	<10	<5	0.19	9	<5	61.9	<1
E5541163	5.55	1100	2.2	<10	<5	214	<10	<10	<5	<0.01	10	<5	8.1	<1
E5541164	3.30	204	2.1	<10	<5	237	<10	<10	<5	<0.01	9	<5	7.6	<1
E5541165	3.83	312	2.1	<10	<5	147	<10	<10	<5	<0.01	10	<5	8.3	<1
E5541166	4.63	434	0.6	<10	<5	98.0	<10	<10	7	<0.01	<5	5	4.8	<1
E5541167	6.74	1560	0.7	<10	<5	114	<10	<10	6	<0.01	<5	5	5.8	<1
E5541168	6.85	1440	0.6	<10	<5	153	10	<10	<5	<0.01	8	5	4.5	<1
E5541169	5.10	1110	<0.5	<10	<5	387	<10	<10	6	<0.01	<5	7	3.3	<1
E5541170	6.21	922	<0.5	<10	<5	97.1	<10	<10	<5	<0.01	8	<5	4.4	<1
E5541171	3.62	208	0.6	<10	<5	154	<10	<10	<5	<0.01	<5	<5	4.8	<1
E5541172	18.2	266	<0.5	242	93	22.3	22	17	<5	<0.01	38	18	14.5	530
E5541173	4.49	579	0.6	<10	<5	163	<10	<10	<5	<0.01	<5	<5	4.3	<1
E5541174	5.52	461	<0.5	<10	<5	203	<10	<10	<5	<0.01	<5	<5	4.6	<1
E5541175	4.54	151	1.5	<10	<5	267	<10	<10	6	<0.01	7	<5	6.0	3
E5541176	2.22	59	0.6	<10	<5	306	<10	<10	5	<0.01	<5	<5	2.8	<1
E5541177	5.23	747	<0.5	<10	<5	327	<10	<10	<5	<0.01	5	<5	3.2	<1
E5541178	4.05	440	<0.5	<10	<5	270	<10	<10	<5	<0.01	<5	<5	2.8	<1
E5541179	0.038	6	3.5	<10	<5	97.8	<10	<10	<5	0.17	<5	<5	53.2	<1
E5541180	4.22	280	0.6	<10	<5	265	<10	<10	<5	<0.01	<5	<5	5.5	<1
E5541181	4.24	264	0.8	<10	<5	239	<10	<10	<5	<0.01	<5	<5	6.0	<1
E5541182	4.14	539	0.6	<10	<5	257	<10	<10	<5	<0.01	<5	<5	5.7	<1
E5541183	3.99	522	0.6	<10	<5	244	<10	<10	<5	<0.01	<5	<5	5.1	<1
E5541184	3.93	123	0.5	<10	<5	223	<10	<10	<5	<0.01	<5	<5	4.9	<1
E5541185	3.29	87	0.5	<10	<5	233	<10	<10	<5	<0.01	<5	<5	4.2	<1
E5541186	4.22	122	<0.5	<10	<5	189	<10	<10	<5	<0.01	<5	<5	5.5	<1
E5541187	4.18	180	0.7	<10	<5	318	<10	<10	<5	<0.01	<5	<5	5.9	<1
E5541188	5.97	168	0.5	<10	<5	271	<10	<10	<5	<0.01	6	<5	6.9	<1

Certified By: Ron Cardinall

Results relate only to the items tested and to all the items tested

AGAT Laboratories
5623 McADAM ROAD
MISSISSAUGA, ONTARIO
CANADA L4Z 1N9
TEL (905)501-9998
FAX (905)501-0589
http://www.agatlabs.com

Certificate of Analysis

AGAT WORK ORDER: 12Y621780

PROJECT NO: THORN 2012 Batch # 3

CLIENT NAME: BRIXTON METALS CORPORATION

ATTENTION TO: GARY THOMPSON

Aqua Regia Digest - Metals Package, ICP-OES finish (201073)

DATE SAMPLED: Jul 18, 2012 | DATE RECEIVED: Jul 13, 2012 | DATE REPORTED: Aug 23, 2012 | SAMPLE TYPE: Drill Core

Analyte:	S	Sb	Sc	Se	Sn	Sr	Ta	Te	Th	Ti	Tl	U	V	W
Unit:	%	ppm	ppm	ppm	ppm	ppm	ppm	ppm	ppm	%	ppm	ppm	ppm	ppm
Sample Description RDL:	0.005	1	0.5	10	5	0.5	10	10	5	0.01	5	5	0.5	1
E5541189	4.54	146	0.5	<10	<5	233	<10	<10	<5	<0.01	<5	<5	5.6	<1
E5541190	4.74	165	<0.5	<10	<5	239	<10	<10	<5	<0.01	<5	<5	3.3	<1
E5541191	4.67	151	<0.5	<10	<5	230	<10	<10	<5	<0.01	<5	<5	3.3	<1
E5541192	3.33	129	0.6	<10	<5	279	<10	<10	<5	<0.01	<5	<5	3.3	<1
E5541193	4.15	153	0.5	<10	<5	287	<10	<10	<5	<0.01	<5	<5	3.9	<1
E5541194	4.19	161	0.6	<10	<5	345	<10	<10	<5	<0.01	<5	<5	4.8	<1
E5541195	3.93	273	0.6	<10	<5	251	<10	<10	<5	<0.01	<5	<5	4.2	<1
E5541196	6.02	2020	<0.5	<10	<5	216	<10	12	<5	<0.01	6	<5	3.1	<1
E5541197	18.2	287	<0.5	250	96	23.8	25	19	<5	<0.01	38	20	18.0	626
E5541198	5.08	1280	<0.5	<10	<5	207	<10	<10	6	<0.01	5	<5	6.4	<1
E5541199	4.44	511	<0.5	<10	<5	178	<10	<10	<5	<0.01	<5	<5	6.0	<1
E5541200	3.52	231	1.6	<10	<5	282	<10	<10	6	<0.01	8	<5	8.1	<1
E5541201	3.47	223	0.6	<10	<5	312	<10	<10	<5	<0.01	<5	<5	3.0	<1
E5541202	4.95	143	<0.5	<10	<5	194	<10	<10	<5	<0.01	6	<5	4.5	<1
E5541203	0.013	<1	2.7	<10	<5	71.6	<10	<10	<5	0.12	<5	<5	45.6	<1
E5541204	2.95	49	<0.5	<10	<5	92.6	<10	<10	<5	<0.01	<5	<5	7.1	<1
E5541205	4.73	187	<0.5	<10	<5	119	<10	<10	<5	<0.01	<5	<5	4.9	<1
E5541206	4.79	88	<0.5	<10	<5	147	<10	<10	<5	<0.01	<5	<5	4.5	<1
E5541207	3.66	76	<0.5	<10	<5	134	<10	<10	<5	<0.01	<5	<5	4.5	<1
E5541208	3.13	46	1.0	<10	<5	212	<10	<10	<5	<0.01	6	<5	10.5	1
E5541209	4.23	62	1.6	<10	<5	174	<10	<10	<5	<0.01	7	<5	20.4	2
E5541210	2.58	26	1.0	<10	<5	167	<10	<10	<5	<0.01	<5	<5	11.7	<1
E5541211	0.025	<1	6.2	<10	<5	110	<10	<10	<5	0.16	6	<5	58.2	<1
E5541212	2.51	24	1.1	<10	<5	161	<10	<10	<5	<0.01	6	<5	8.9	<1
E5541213	3.76	46	1.1	<10	<5	201	<10	<10	<5	<0.01	6	<5	10.6	<1
E5541214	3.49	29	1.1	<10	<5	106	<10	<10	5	<0.01	<5	<5	10.5	<1
E5541215	3.09	18	0.9	<10	<5	103	<10	<10	<5	<0.01	<5	<5	7.9	1
E5541216	4.47	43	0.9	<10	<5	99.2	<10	11	5	<0.01	<5	<5	10.4	2
E5541217	20.2	188	<0.5	187	64	20.9	<10	65	<5	<0.01	35	8	32.1	11
E5541218	3.21	33	1.2	<10	<5	209	<10	<10	<5	<0.01	7	<5	10.8	<1
E5541219	3.05	18	1.0	<10	<5	132	<10	<10	<5	<0.01	5	<5	5.7	<1
E5541220	3.64	21	1.1	<10	<5	145	<10	<10	<5	<0.01	6	<5	8.3	1

Certified By: Ron Cardinall

Results relate only to the items tested and to all the items tested

AGAT Laboratories
5623 McADAM ROAD
MISSISSAUGA, ONTARIO
CANADA L4Z 1N9
TEL (905)501-9998
FAX (905)501-0589
http://www.agatlabs.com

Certificate of Analysis

AGAT WORK ORDER: 12Y621780

PROJECT NO: THORN 2012 Batch # 3

CLIENT NAME: BRIXTON METALS CORPORATION

ATTENTION TO: GARY THOMPSON

Aqua Regia Digest - Metals Package, ICP-OES finish (201073)

DATE SAMPLED: Jul 18, 2012 | DATE RECEIVED: Jul 13, 2012 | DATE REPORTED: Aug 23, 2012 | SAMPLE TYPE: Drill Core

Analyte:	S	Sb	Sc	Se	Sn	Sr	Ta	Te	Th	Ti	Tl	U	V	W
Unit:	%	ppm	ppm	ppm	ppm	ppm	ppm	ppm	ppm	%	ppm	ppm	ppm	ppm
Sample Description RDL:	0.005	1	0.5	10	5	0.5	10	10	5	0.01	5	5	0.5	1
E5541221	3.15	13	1.0	<10	<5	148	<10	<10	<5	<0.01	6	<5	6.8	<1

Certified By: Ron Cardinall

Results relate only to the items tested and to all the items tested

AGAT Laboratories

5623 McADAM ROAD
MISSISSAUGA, ONTARIO
CANADA L4Z 1N9
TEL (905)501-9998
FAX (905)501-0589
http://www.agatlabs.com

Certificate of Analysis

AGAT WORK ORDER: 12Y621780

PROJECT NO: THORN 2012 Batch # 3

CLIENT NAME: BRIXTON METALS CORPORATION

ATTENTION TO: GARY THOMPSON

Aqua Regia Digest - Metals Package, ICP-OES finish (201073)

DATE SAMPLED: Jul 18, 2012 | DATE RECEIVED: Jul 13, 2012 | DATE REPORTED: Aug 23, 2012 | SAMPLE TYPE: Drill Core

Analyte:	Y	Zn	Zr	Ag-GRAV	Pb-Fusion	Zn Fusion	Cu-OL	Sb-OL
Unit:	ppm	ppm	ppm	ppm	%	%	%	%
Sample Description RDL:	1	0.5	5	5	0.005	0.005	0.002	
E5541125	2	1830	<5	231				
E5541126	2	3490	<5	402	1.99			
E5541127	2	4510	<5	322	1.93			
E5541128	2	9190	<5	307	2.54			1.04
E5541129	2	3260	<5	296	1.11			
E5541130	2	1830	<5					
E5541131	4	7970	5	260	1.0			
E5541132	13	46.3	13					
E5541133	6	>10000	<5	317	1.78	1.15		
E5541134	5	5960	<5	357				
E5541135	6	8210	<5	171				
E5541136	6	2390	<5					
E5541137	4	378	<5					
E5541138	5	462	5					
E5541139	6	1800	<5					
E5541140	7	379	<5					
E5541141	6	4100	<5					
E5541142	6	1150	6					
E5541143	4	>10000	<5	165	1.44	9.31	1.30	
E5541144	6	785	6					
E5541145	6	2070	5					
E5541146	6	4070	7					
E5541147	6	1470	<5					
E5541148	6	1490	<5					
E5541149	6	2290	<5					
E5541150	8	1850	<5					
E5541151	4	873	<5					
E5541152	7	4130	6					
E5541153	5	3080	5					
E5541154	3	>10000	<5	126	1.37	8.86	1.21	
E5541155	6	1850	5	118				
E5541156	6	1020	<5					

Certified By: Ron Cardinall

Results relate only to the items tested and to all the items tested

AGAT Laboratories
5623 McADAM ROAD
MISSISSAUGA, ONTARIO
CANADA L4Z 1N9
TEL (905)501-9998
FAX (905)501-0589
http://www.agatlabs.com

Certificate of Analysis

AGAT WORK ORDER: 12Y621780

PROJECT NO: THORN 2012 Batch # 3

CLIENT NAME: BRIXTON METALS CORPORATION

ATTENTION TO: GARY THOMPSON

Aqua Regia Digest - Metals Package, ICP-OES finish (201073)

DATE SAMPLED: Jul 18, 2012 | DATE RECEIVED: Jul 13, 2012 | DATE REPORTED: Aug 23, 2012 | SAMPLE TYPE: Drill Core

Analyte:	Y	Zn	Zr	Ag-GRAV	Pb-Fusion	Zn Fusion	Cu-OL	Sb-OL
Unit:	ppm	ppm	ppm	ppm	%	%	%	%
Sample Description RDL:	1	0.5	5	5	0.005	0.005	0.002	
E5541157	8	2420	<5					
E5541158	8	2020	6					
E5541159	6	1150	6					
E5541160	7	2560	7					
E5541161	7	4150	7					
E5541162	11	37.1	20					
E5541163	6	5310	7	121				
E5541164	6	643	6					
E5541165	7	4230	5					
E5541166	7	3800	7					
E5541167	6	3880	8	179				
E5541168	6	2910	7					
E5541169	7	1720	6	103				
E5541170	6	1920	8	220				
E5541171	7	1630	8					
E5541172	5	>10000	7	139	1.41	9.33	1.27	
E5541173	6	1340	7	91				
E5541174	6	2480	8	127				
E5541175	7	2740	<5					
E5541176	6	307	<5					
E5541177	7	2070	6					
E5541178	7	1450	7					
E5541179	14	56.8	19					
E5541180	7	4790	7					
E5541181	7	3490	7					
E5541182	7	2070	9					
E5541183	7	1990	9					
E5541184	6	3350	9					
E5541185	6	1710	8					
E5541186	6	1310	7					
E5541187	8	1600	8					
E5541188	8	2530	7					

Certified By: Ron Cardinall

Results relate only to the items tested and to all the items tested

AGAT Laboratories

5623 McADAM ROAD
MISSISSAUGA, ONTARIO
CANADA L4Z 1N9
TEL (905)501-9998
FAX (905)501-0589
http://www.agatlabs.com

Certificate of Analysis

AGAT WORK ORDER: 12Y621780

PROJECT NO: THORN 2012 Batch # 3

CLIENT NAME: BRIXTON METALS CORPORATION

ATTENTION TO: GARY THOMPSON

Aqua Regia Digest - Metals Package, ICP-OES finish (201073)

DATE SAMPLED: Jul 18, 2012 | DATE RECEIVED: Jul 13, 2012 | DATE REPORTED: Aug 23, 2012 | SAMPLE TYPE: Drill Core

Analyte:	Y	Zn	Zr	Ag-GRAV	Pb-Fusion	Zn Fusion	Cu-OL	Sb-OL
Unit:	ppm	ppm	ppm	ppm	%	%	%	%
Sample Description RDL:	1	0.5	5	5	0.005	0.005	0.002	
E5541189	7	2710	7					
E5541190	6	3200	8					
E5541191	6	3060	8					
E5541192	6	1700	7					
E5541193	7	3240	8					
E5541194	8	4530	7					
E5541195	7	3170	6					
E5541196	6	>10000	6	449		1.59		
E5541197	5	>10000	7	121	1.36	8.83	1.22	
E5541198	7	6000	7	142				
E5541199	7	4970	6					
E5541200	7	6440	<5					
E5541201	9	5660	7					
E5541202	6	6700	5					
E5541203	12	48.3	17					
E5541204	5	1920	<5					
E5541205	4	6300	<5					
E5541206	4	4690	<5					
E5541207	4	4390	<5					
E5541208	4	3780	<5					
E5541209	4	4200	<5					
E5541210	5	1710	<5					
E5541211	13	37.8	14					
E5541212	5	1340	<5					
E5541213	4	3710	<5					
E5541214	4	3020	<5					
E5541215	4	1710	<5					
E5541216	4	6440	<5					
E5541217	4	>10000	<5	144	1.44	9.15	1.28	
E5541218	5	2660	<5					
E5541219	4	2020	<5					
E5541220	4	2640	<5					

Certified By: Ron Cardinall

Results relate only to the items tested and to all the items tested

AGAT Laboratories
5623 McADAM ROAD
MISSISSAUGA, ONTARIO
CANADA L4Z 1N9
TEL (905)501-9998
FAX (905)501-0589
http://www.agatlabs.com

Certificate of Analysis

AGAT WORK ORDER: 12Y621780

PROJECT NO: THORN 2012 Batch # 3

CLIENT NAME: BRIXTON METALS CORPORATION

ATTENTION TO: GARY THOMPSON

Aqua Regia Digest - Metals Package, ICP-OES finish (201073)

DATE SAMPLED: Jul 18, 2012 | DATE RECEIVED: Jul 13, 2012 | DATE REPORTED: Aug 23, 2012 | SAMPLE TYPE: Drill Core

Analyte:	Y	Zn	Zr	Ag-GRAV	Pb-Fusion	Zn Fusion	Cu-OL	Sb-OL
Unit:	ppm	ppm	ppm	ppm	%	%	%	%
Sample Description RDL:	1	0.5	5	5	0.005	0.005	0.002	
E5541221	4	749	<5					

Comments: RDL - Reported Detection Limit

Certified By: Ron Cardinall

Results relate only to the items tested and to all the items tested

AGAT Laboratories
5623 McADAM ROAD
MISSISSAUGA, ONTARIO
CANADA L4Z 1N9
TEL (905)501-9998
FAX (905)501-0589
http://www.agatlabs.com

Certificate of Analysis

AGAT WORK ORDER: 12Y621780

PROJECT NO: THORN 2012 Batch # 3

CLIENT NAME: BRIXTON METALS CORPORATION

ATTENTION TO: GARY THOMPSON

Fire Assay - Trace Au, ICP-OES finish (202052)

DATE SAMPLED: Jul 18, 2012 | DATE RECEIVED: Jul 13, 2012 | DATE REPORTED: Aug 23, 2012 | SAMPLE TYPE: Drill Core

Analyte:	Sample Login Weight	Au
Unit:	kg	ppm
Sample Description RDL:	0.01	0.001
E5541125	1.33	1.54
E5541126	1.97	2.12
E5541127	1.88	1.61
E5541128	1.14	1.89
E5541129	1.23	1.60
E5541130	1.28	0.247
E5541131	3.44	0.813
E5541132	0.40	0.003
E5541133	20.3	0.975
E5541134	1.86	1.29
E5541135	2.20	0.971
E5541136	2.23	0.631
E5541137	2.06	0.398
E5541138	Duplicate	0.429
E5541139	1.95	0.099
E5541140	2.43	0.035
E5541141	1.90	0.111
E5541142	1.98	0.118
E5541143	0.17	2.10
E5541144	2.24	0.100
E5541145	2.20	0.043
E5541146	2.21	0.045
E5541147	2.12	0.100
E5541148	Duplicate	0.099
E5541149	2.26	0.127
E5541150	2.13	0.131
E5541151	2.20	0.053
E5541152	2.13	0.066
E5541153	2.22	0.064
E5541154	0.15	2.12
E5541155	2.27	0.169

Certified By: Ron Cardinall

Results relate only to the items tested and to all the items tested

AGAT Laboratories
5623 McADAM ROAD
MISSISSAUGA, ONTARIO
CANADA L4Z 1N9
TEL (905)501-9998
FAX (905)501-0589
http://www.agatlabs.com

Certificate of Analysis

AGAT WORK ORDER: 12Y621780

PROJECT NO: THORN 2012 Batch # 3

CLIENT NAME: BRIXTON METALS CORPORATION

ATTENTION TO: GARY THOMPSON

Fire Assay - Trace Au, ICP-OES finish (202052)

DATE SAMPLED: Jul 18, 2012 | DATE RECEIVED: Jul 13, 2012 | DATE REPORTED: Aug 23, 2012 | SAMPLE TYPE: Drill Core

Analyte:	Sample Login Weight	Au
Unit:	kg	ppm
Sample Description RDL:	0.01	0.001
E5541156	2.27	0.160
E5541157	2.20	0.118
E5541158	2.26	0.021
E5541159	2.24	0.055
E5541160	2.45	0.130
E5541161	1.83	0.093
E5541162	0.35	0.010
E5541163	2.31	0.165
E5541164	2.08	0.080
E5541165	2.40	0.084
E5541166	2.14	0.142
E5541167	2.01	0.212
E5541168	1.56	0.242
E5541169	1.94	0.143
E5541170	1.95	0.309
E5541171	2.08	0.103
E5541172	0.15	2.12
E5541173	1.67	0.141
E5541174	2.35	0.137
E5541175	1.88	0.089
E5541176	1.96	0.011
E5541177	2.25	0.124
E5541178	1.92	0.150
E5541179	0.52	<0.001
E5541180	2.10	0.146
E5541181	2.06	0.132
E5541182	2.11	0.145
E5541183	Duplicate	0.135
E5541184	2.27	0.057
E5541185	2.24	0.010
E5541186	2.40	0.023

Certified By: Ron Cardinall

Results relate only to the items tested and to all the items tested

AGAT Laboratories
5623 McADAM ROAD
MISSISSAUGA, ONTARIO
CANADA L4Z 1N9
TEL (905)501-9998
FAX (905)501-0589
http://www.agatlabs.com

Certificate of Analysis

AGAT WORK ORDER: 12Y621780

PROJECT NO: THORN 2012 Batch # 3

CLIENT NAME: BRIXTON METALS CORPORATION

ATTENTION TO: GARY THOMPSON

Fire Assay - Trace Au, ICP-OES finish (202052)

DATE SAMPLED: Jul 18, 2012 | DATE RECEIVED: Jul 13, 2012 | DATE REPORTED: Aug 23, 2012 | SAMPLE TYPE: Drill Core

Analyte:	Sample Login Weight	Au
Unit:	kg	ppm
Sample Description RDL:	0.01	0.001
E5541187	2.28	0.006
E5541188	2.39	0.018
E5541189	2.17	0.035
E5541190	3.55	0.021
E5541191	Duplicate	0.018
E5541192	2.17	0.031
E5541193	2.20	0.071
E5541194	2.32	0.161
E5541195	2.10	0.348
E5541196	2.18	2.30
E5541197	0.16	2.04
E5541198	2.26	1.09
E5541199	2.26	0.296
E5541200	2.17	0.130
E5541201	2.48	0.096
E5541202	2.28	0.055
E5541203	0.35	<0.001
E5541204	2.20	0.007
E5541205	1.90	0.004
E5541206	2.13	0.003
E5541207	2.33	0.001
E5541208	2.31	<0.001
E5541209	2.03	<0.001
E5541210	2.20	<0.001
E5541211	0.43	<0.001
E5541212	2.14	<0.001
E5541213	2.25	0.003
E5541214	2.96	0.011
E5541215	2.22	0.006
E5541216	2.10	0.019
E5541217	0.15	2.12

Certified By: Ron Cardinall

Results relate only to the items tested and to all the items tested

AGAT Laboratories
5623 McADAM ROAD
MISSISSAUGA, ONTARIO
CANADA L4Z 1N9
TEL (905)501-9998
FAX (905)501-0589
http://www.agatlabs.com

Certificate of Analysis

AGAT WORK ORDER: 12Y621780

PROJECT NO: THORN 2012 Batch # 3

CLIENT NAME: BRIXTON METALS CORPORATION

ATTENTION TO: GARY THOMPSON

Fire Assay - Trace Au, ICP-OES finish (202052)

DATE SAMPLED: Jul 18, 2012 | DATE RECEIVED: Jul 13, 2012 | DATE REPORTED: Aug 23, 2012 | SAMPLE TYPE: Drill Core

Analyte:	Sample Login Weight	Au
Unit:	kg	ppm
Sample Description RDL:	0.01	0.001
E5541218	2.39	0.010
E5541219	2.18	0.010
E5541220	2.24	0.015
E5541221	2.20	0.003

Comments: RDL - Reported Detection Limit

Certified By: Ron Cardinall

Results relate only to the items tested and to all the items tested

AGAT Laboratories

5623 McADAM ROAD
MISSISSAUGA, ONTARIO
CANADA L4Z 1N9
TEL (905)501-9998
FAX (905)501-0589
http://www.agatlabs.com

Quality Assurance

CLIENT NAME: BRIXTON METALS CORPORATION

AGAT WORK ORDER: 12Y621780

PROJECT NO: THORN 2012 Batch # 3

ATTENTION TO: GARY THOMPSON

Solid Analysis

RPT Date: Aug 23, 2012		REPLICATE				Method Blank	REFERENCE MATERIAL				
PARAMETER	Batch	Sample Id	Original	Rep #1	RPD		Result Value	Expect Value	Recovery	Acceptable Limits	
										Lower	Upper
Aqua Regia Digest - Metals Package, ICP-OES finish (201073)											
Ag	1	3530157	66.3	63.2	4.8%	< 0.2				80%	120%
Al	1	3530157	0.66	0.60	9.5%	< 0.01	3.64	4.30	85%	80%	120%
As	1	3530157	4500	4470	0.7%	< 1				80%	120%
B	1	3530157	8	7	13.3%	< 5				80%	120%
Ba	1	3530157	95	101	6.1%	< 1				80%	120%
Be	1	3530157	0.6	0.6	0.0%	< 0.5	0.3	0.4	85%	80%	120%
Bi	1	3530157	< 1	< 1	0.0%	< 1				80%	120%
Ca	1	3530157	1.04	1.03	1.0%	< 0.01	1.8	2.21	82%	80%	120%
Cd	1	3530157	28.2	27.2	3.6%	< 0.5				80%	120%
Ce	1	3530157	37	36	2.7%	< 1				80%	120%
Co	1	3530157	7.32	7.25	1.0%	< 0.5				80%	120%
Cr	1	3530157	21.0	19.8	5.9%	< 0.5				80%	120%
Cu	1	3530157	86.3	81.7	5.5%	< 0.5	3699	3800	97%	80%	120%
Fe	1	3530157	4.24	4.25	0.2%	< 0.01	21.73	25.54	85%	80%	120%
Ga	1	3530157	< 5	< 5	0.0%	< 5				80%	120%
Hg	1	3530157	< 1	< 1	0.0%	< 1	1.5	1.3	112%	80%	120%
In	1	3530157	< 1	< 1	0.0%	< 1				80%	120%
K	1	3530157	0.361	0.344	4.8%	< 0.01	0.5	0.6	88%	80%	120%
La	1	3530157	18	17	5.7%	< 1				80%	120%
Li	1	3530157	< 1	< 1	0.0%	< 1				80%	120%
Mg	1	3530157	0.149	0.144	3.4%	< 0.01	1.537	1.790	86%	80%	120%
Mn	1	3530157	395	385	2.6%	< 1				80%	120%
Mo	1	3530157	2.0	2.1	4.9%	< 0.5				80%	120%
Na	1	3530157	0.02	0.02	0.0%	< 0.01				80%	120%
Ni	1	3530157	4.6	4.2	9.1%	< 0.5				80%	120%
P	1	3530157	816	799	2.1%	< 10	534	600	89%	80%	120%
Pb	1	3530157	890	888	0.2%	0.8				80%	120%
Rb	1	3530157	35	32	9.0%	< 10	15	13	113%	80%	120%
S	1	3530157	5.10	5.05	1.0%	< 0.005	0.81	0.80	101%	80%	120%
Sb	1	3530157	230	230	0.0%	< 1				80%	120%
Sc	1	3530157	0.59	0.51	14.5%	< 0.5				80%	120%
Se	1	3530157	< 10	< 10	0.0%	< 10				80%	120%
Sn	1	3530157	< 5	< 5	0.0%	< 5	8.2	7.1	115%	80%	120%
Sr	1	3530157	283	280	1.1%	< 0.5	296	290	102%	80%	120%
Ta	1	3530157	< 10	< 10	0.0%	< 10				80%	120%
Te	1	3530157	< 10	< 10	0.0%	< 10				80%	120%
Th	1	3530157	< 5	< 5	0.0%	< 5	1.6	1.4	114%	80%	120%
Ti	1	3530157	< 0.01	< 0.01	0.0%	< 0.01				80%	120%
Tl	1	3530157	4	5	22.2%	< 5				80%	120%
U	1	3530157	< 5	< 5	0.0%	< 5				80%	120%
V	1	3530157	5.46	4.74	14.1%	< 0.5				80%	120%
W	1	3530157	< 1	< 1	0.0%	< 1				80%	120%
Y	1	3530157	8	8	0.0%	< 1				80%	120%
Zn	1	3530157	2970	2920	1.7%	< 0.5				80%	120%

Results relate only to the items tested and to all the items tested

AGAT Laboratories
5623 McADAM ROAD
MISSISSAUGA, ONTARIO
CANADA L4Z 1N9
TEL (905)501-9998
FAX (905)501-0589
http://www.agatlabs.com

Quality Assurance

CLIENT NAME: BRIXTON METALS CORPORATION
AGAT WORK ORDER: 12Y621780
PROJECT NO: THORN 2012 Batch # 3
ATTENTION TO: GARY THOMPSON

Solid Analysis (Continued)

RPT Date: Aug 23, 2012		REPLICATE				Method Blank	REFERENCE MATERIAL				
PARAMETER	Batch	Sample Id	Original	Rep #1	RPD		Result Value	Expect Value	Recovery	Acceptable Limits	
										Lower	Upper
Zr	1	3530157	7	7	0.0%	< 5				80%	120%
Ag-GRAV	1	3530116	357	372	4.1%	< 5	1641	1650	99%	90%	110%
Aqua Regia Digest - Metals Package, ICP-OES finish (201073)											
Ag	1	3530182	22.6	21.0	7.3%	< 0.2				80%	120%
Al	1	3530182	0.384	0.387	0.8%	< 0.01				80%	120%
As	1	3530182	4970	4710	5.4%	< 1				80%	120%
B	1	3530182	< 5	< 5	0.0%	< 5	6.69	7.00	96%	80%	120%
Ba	1	3530182	91	83	9.2%	< 1				80%	120%
Be	1	3530182	< 0.5	< 0.5	0.0%	< 0.5				80%	120%
Bi	1	3530182	< 1	< 1	0.0%	< 1				80%	120%
Ca	1	3530182	1.46	1.37	6.4%	< 0.01				80%	120%
Cd	1	3530182	96.9	92.0	5.2%	< 0.5				80%	120%
Ce	1	3530182	28	27	3.6%	< 1				80%	120%
Co	1	3530182	6.5	6.3	3.1%	< 0.5				80%	120%
Cr	1	3530182	26.0	25.8	0.8%	< 0.5				80%	120%
Cu	1	3530182	38.2	34.6	9.9%	< 0.5	3873	3800	101%	80%	120%
Fe	1	3530182	3.24	3.01	7.4%	< 0.01				80%	120%
Ga	1	3530182	< 5	< 5	0.0%	< 5				80%	120%
Hg	1	3530182	< 1	< 1	0.0%	< 1	1.2	1.3	95%	80%	120%
In	1	3530182	1	1	0.0%	< 1				80%	120%
K	1	3530182	0.23	0.23	0.0%	< 0.01				80%	120%
La	1	3530182	13	13	0.0%	< 1				80%	120%
Li	1	3530182	< 1	< 1	0.0%	< 1				80%	120%
Mg	1	3530182	0.406	0.360	12.0%	< 0.01				80%	120%
Mn	1	3530182	675	629	7.1%	< 1				80%	120%
Mo	1	3530182	1.62	1.34	18.9%	< 0.5				80%	120%
Na	1	3530182	0.048	0.045	6.5%	< 0.01				80%	120%
Ni	1	3530182	4.0	3.6	10.5%	< 0.5				80%	120%
P	1	3530182	920	843	8.7%	< 10	566	600	94%	80%	120%
Pb	1	3530182	1020	964	5.6%	< 0.5				80%	120%
Rb	1	3530182	23	25	8.3%	< 10	15	13	115%	80%	120%
S	1	3530182	3.94	3.75	4.9%	< 0.005				80%	120%
Sb	1	3530182	346	312	10.3%	< 1				80%	120%
Sc	1	3530182	< 0.5	< 0.5	0.0%	< 0.5				80%	120%
Se	1	3530182	< 10	< 10	0.0%	< 10				80%	120%
Sn	1	3530182	< 5	< 5	0.0%	< 5				80%	120%
Sr	1	3530182	296	263	11.8%	< 0.5				80%	120%
Ta	1	3530182	< 10	< 10	0.0%	< 10				80%	120%
Te	1	3530182	< 10	< 10	0.0%	< 10				80%	120%
Th	1	3530182	< 5	< 5	0.0%	< 5				80%	120%
Ti	1	3530182	< 0.01	< 0.01	0.0%	< 0.01				80%	120%
Tl	1	3530182	< 5	< 5	0.0%	< 5				80%	120%
U	1	3530182	< 5	< 5	0.0%	< 5				80%	120%

Results relate only to the items tested and to all the items tested

AGAT Laboratories

5623 McADAM ROAD
MISSISSAUGA, ONTARIO
CANADA L4Z 1N9
TEL (905)501-9998
FAX (905)501-0589
http://www.agatlabs.com

Quality Assurance

CLIENT NAME: BRIXTON METALS CORPORATION

AGAT WORK ORDER: 12Y621780

PROJECT NO: THORN 2012 Batch # 3

ATTENTION TO: GARY THOMPSON

Solid Analysis (Continued)

RPT Date: Aug 23, 2012		REPLICATE				Method Blank	REFERENCE MATERIAL				
PARAMETER	Batch	Sample Id	Original	Rep #1	RPD		Result Value	Expect Value	Recovery	Acceptable Limits Lower	Acceptable Limits Upper
V	1	3530182	3.4	3.4	0.0%	< 0.5				80%	120%
W	1	3530182	< 1	< 1	0.0%	< 1				80%	120%
Y	1	3530182	8	7	13.3%	< 1				80%	120%
Zn	1	3530182	6260	5920	5.6%	< 0.5				80%	120%
Zr	1	3530182	6	6	0.0%	< 5				80%	120%
Aqua Regia Digest - Metals Package, ICP-OES finish (201073)											
Cu	1					< 0.5	3684	3800	96%	80%	120%
Hg	1					< 1	1.4	1.3	109%	80%	120%
P	1					< 10	537	600	89%	80%	120%
Rb	1					< 10	13	13	99%	80%	120%
Fire Assay - Trace Au, ICP-OES finish (202052)											
Au	1	3530178	2.30	2.26	1.8%	< 0.001	1.45	1.52	95%	90%	110%
Fire Assay - Trace Au, ICP-OES finish (202052)											
Au	1	3530125	2.10	2.14	1.9%	< 0.001	1.4	1.52	92%	90%	110%
Fire Assay - Trace Au, ICP-OES finish (202052)											
Au	1	3530138	0.160	0.166	3.7%	< 0.001	0.253	0.263	96%	90%	110%
Fire Assay - Trace Au, ICP-OES finish (202052)											
Au	1	3530151	0.143	0.150	4.8%	< 0.001				90%	110%
Fire Assay - Trace Au, ICP-OES finish (202052)											
Au	1	3530165	0.135	0.153	12.5%	< 0.001				90%	110%

Certified By: Ron Cardinall

Results relate only to the items tested and to all the items tested

AGAT Laboratories

5623 McADAM ROAD
MISSISSAUGA, ONTARIO
CANADA L4Z 1N9
TEL (905)501-9998
FAX (905)501-0589
http://www.agatlabs.com

Method Summary

CLIENT NAME: BRIXTON METALS CORPORATION

AGAT WORK ORDER: 12Y621780

PROJECT NO: THORN 2012 Batch # 3

ATTENTION TO: GARY THOMPSON

PARAMETER	AGAT S.O.P	LITERATURE REFERENCE	ANALYTICAL TECHNIQUE
Solid Analysis			
Ag	MIN-200-12020		ICP/OES
Al	MIN-200-12020		ICP/OES
As	MIN-200-12020		ICP/OES
B	MIN-200-12020		ICP/OES
Ba	MIN-200-12020		ICP/OES
Be	MIN-200-12020		ICP/OES
Bi	MIN-200-12020		ICP/OES
Ca	MIN-200-12020		ICP/OES
Cd	MIN-200-12020		ICP/OES
Ce	MIN-200-12020		ICP/OES
Co	MIN-200-12020		ICP/OES
Cr	MIN-200-12020		ICP/OES
Cu	MIN-200-12020		ICP/OES
Fe	MIN-200-12020		ICP/OES
Ga	MIN-200-12020		ICP/OES
Hg	MIN-200-12020		ICP/OES
In	MIN-200-12020		ICP/OES
K	MIN-200-12020		ICP/OES
La	MIN-200-12020		ICP/OES
Li	MIN-200-12020		ICP/OES
Mg	MIN-200-12020		ICP/OES
Mn	MIN-200-12020		ICP/OES
Mo	MIN-200-12020		ICP/OES
Na	MIN-200-12020		ICP/OES
Ni	MIN-200-12020		ICP/OES
P	MIN-200-12020		ICP/OES
Pb	MIN-200-12020		ICP/OES
Rb	MIN-200-12020		ICP/OES
S	MIN-200-12020		ICP/OES
Sb	MIN-200-12020		ICP/OES
Sc	MIN-200-12020		ICP/OES
Se	MIN-200-12020		ICP/OES
Sn	MIN-200-12020		ICP/OES
Sr	MIN-200-12020		ICP/OES
Ta	MIN-200-12020		ICP/OES
Te	MIN-200-12020		ICP/OES
Th	MIN-200-12020		ICP/OES
Ti	MIN-200-12020		ICP/OES
Tl	MIN-200-12020		ICP/OES
U	MIN-200-12020		ICP/OES
V	MIN-200-12020		ICP/OES
W	MIN-200-12020		ICP/OES
Y	MIN-200-12020		ICP/OES
Zn	MIN-200-12020		ICP/OES
Zr	MIN-200-12020		ICP/OES
Pb-Fusion	MIN-200-12001		ICP/OES
Zn Fusion	MIN-200-12001		ICP/OES
Ag-GRAV	MIN-200-12006		GRAVIMETRIC
Cu-OL	MIN-200-12001		ICP/OES

Results relate only to the items tested and to all the items tested

5623 McADAM ROAD
MISSISSAUGA, ONTARIO
CANADA L4Z 1N9
TEL (905)501-9998
FAX (905)501-0589
http://www.agatlabs.com

Method Summary

CLIENT NAME: BRIXTON METALS CORPORATION

AGAT WORK ORDER: 12Y621780

PROJECT NO: THORN 2012 Batch # 3

ATTENTION TO: GARY THOMPSON

PARAMETER	AGAT S.O.P	LITERATURE REFERENCE	ANALYTICAL TECHNIQUE
Sb-OL			ICP/OES
Sample Login Weight	MIN-12009		BALANCE
Au	MIN-200-12006	BUGBEE, E: A Textbook of Fire Assaying	ICP-OES

Results relate only to the items tested and to all the items tested

ALS Canada Ltd.
2103 Dollarton Hwy
North Vancouver BC V7H 0A7
Phone: 604 984 0221 Fax: 604 984 0218 www.alsglobal.com

To: **BRIXTON METALS CORPORATION**
#1411 - 409 GRANVILLE STREET
VANCOUVER BC V6C 1T2

Finalized Date: 24-OCT-2012
This copy reported on
25-OCT-2012
Account: BRIXMET

CERTIFICATE WH12228842

Project: Thorn

P.O. No.:

This report is for 238 Drill Core samples submitted to our lab in Whitehorse, YT, Canada on 11-OCT-2012.

The following have access to data associated with this certificate:

SORIN POSESCU	GARY THOMPSON	

SAMPLE PREPARATION

ALS CODE	DESCRIPTION
WEI-21	Received Sample Weight
LOG-22	Sample login - Rcd w/o BarCode
LOG-23	Pulp Login - Rcvd with Barcode
SPL-21d	Split sample - duplicate
PUL-31d	Pulverize Split - duplicate
CRU-QC	Crushing QC Test
PUL-QC	Pulverizing QC Test
CRU-31	Fine crushing - 70% <2mm
SPL-22Y	Split Sample - Boyd Rotary Splitter
PUL-31	Pulverize split to 85% <75 um
LOG-22d	Sample login - Rcd w/o BarCode dup

ANALYTICAL PROCEDURES

ALS CODE	DESCRIPTION	INSTRUMENT
ME-ICP41	35 Element Aqua Regia ICP-AES	ICP-AES
Cu-AA46	Ore grade Cu - aqua regia/AA	AAS
Pb-AA46	Ore grade Pb - aqua regia/AA	AAS
Zn-AA46	Ore grade Zn - aqua regia/AA	AAS
Ag-GRA21	Ag 30g FA-GRAV finish	WST-SIM
Au-AA25	Ore Grade Au 30g FA AA finish	AAS

To: **BRIXTON METALS CORPORATION**
ATTN: SORIN POSESCU
#1411 - 409 GRANVILLE STREET
VANCOUVER BC V6C 1T2

This is the Final Report and supersedes any preliminary report with this certificate number. Results apply to samples as submitted. All pages of this report have been checked and approved for release.

Signature:

Colin Ramshaw, Vancouver Laboratory Manager

ALS Canada Ltd.
2103 Dollarton Hwy
North Vancouver BC V7H 0A7
Phone: 604 984 0221 Fax: 604 984 0218 www.alsglobal.com

To: **BRIXTON METALS CORPORATION**
#1411 - 409 GRANVILLE STREET
VANCOUVER BC V6C 1T2

Finalized Date: 24-OCT-2012
Account: BRIXMET

Project: Thorn

CERTIFICATE OF ANALYSIS WH12228842

Sample Description	Method	WEI-21	Au-AA25	ME-ICP41	ME-ICP41	ME-ICP41	ME-ICP41	ME-ICP41	ME-ICP41	ME-ICP41	ME-ICP41	ME-ICP41	ME-ICP41	ME-ICP41	ME-ICP41	ME-ICP41
	Analyte	Recvd Wt.	Au	Ag	Al	As	B	Ba	Be	Bi	Ca	Cd	Co	Cr	Cu	Fe
	Units	kg	ppm	ppm	%	ppm	ppm	ppm	ppm	ppm	%	ppm	ppm	ppm	ppm	%
	LOR	0.02	0.01	0.2	0.01	2	10	10	0.5	2	0.01	0.5	1	1	1	0.01
Q000541		1.95	0.01	1.0	3.24	202	<10	210	<0.5	<2	2.82	4.3	27	52	45	4.89
Q000542		2.08	0.28	34.6	1.60	1170	<10	30	0.5	3	0.89	34.0	13	19	363	4.53
Q000543		1.36	0.34	29.6	0.72	6320	<10	40	<0.5	<2	0.17	67.1	7	1	66	4.34
Q000544		0.30	<0.01	<0.2	0.80	22	<10	80	<0.5	<2	0.95	<0.5	11	12	13	2.27
Q000545		2.07	0.19	66.0	0.51	2600	<10	20	<0.5	2	0.17	51.7	7	1	123	3.91
Q000546		2.12	0.22	>100	0.56	1985	<10	20	<0.5	3	0.17	30.7	7	<1	229	4.85
Q000547		1.56	0.08	13.5	0.53	1850	<10	70	<0.5	<2	0.12	6.0	7	1	98	2.99
Q000548		1.94	0.21	28.6	0.54	2730	<10	60	0.5	5	0.53	7.6	7	1	118	4.65
Q000549		2.06	0.22	36.7	0.47	3330	<10	60	0.5	2	0.50	5.6	7	1	206	5.13
Q000550		1.81	0.15	17.2	0.57	2060	<10	60	<0.5	<2	0.51	10.4	7	1	75	5.45
Q000551		0.12	0.50	60.2	0.72	146	<10	20	<0.5	<2	1.55	220	<1	13	>10000	11.70
Q000552		2.34	0.11	8.4	0.40	5700	<10	60	<0.5	<2	1.04	16.0	6	1	42	6.09
Q000553		2.18	0.07	9.0	0.46	6770	<10	60	0.5	<2	1.15	18.7	6	1	32	5.83
Q000554		2.01	0.06	11.2	0.52	>10000	<10	50	<0.5	<2	1.09	9.9	8	1	36	5.33
Q000555		1.95	0.03	16.0	0.45	7060	<10	60	<0.5	<2	1.00	24.5	7	1	36	5.00
Q000556		1.97	0.04	10.5	0.44	7960	<10	50	<0.5	<2	1.07	39.1	8	1	31	4.86
Q000557		<0.02	0.05	10.6	0.52	7900	<10	60	<0.5	<2	1.08	38.5	7	1	31	4.87
Q000558		1.89	0.09	10.0	0.48	5610	<10	70	<0.5	<2	1.27	61.9	7	1	33	4.70
Q000559		2.12	0.13	8.0	0.44	8920	<10	50	<0.5	<2	1.27	57.7	7	1	32	4.71
Q000560		2.02	0.19	14.4	0.55	6000	<10	60	0.5	<2	0.35	83.5	6	1	64	3.66
Q000561		2.44	0.24	17.1	0.46	4740	<10	70	0.5	<2	0.87	85.6	7	<1	76	4.14
Q000562		1.93	0.19	18.8	0.48	5670	<10	60	0.5	<2	1.11	63.3	6	<1	71	4.74
Q000563		2.10	0.29	61.1	0.53	4900	<10	60	<0.5	4	0.52	144.0	5	1	135	4.49
Q000564		2.20	0.15	32.6	0.50	1730	<10	50	<0.5	<2	0.65	15.1	5	<1	51	4.23
Q000565		0.27	<0.01	3.0	0.75	67	<10	100	<0.5	<2	0.93	3.0	11	11	18	2.39
Q000566		2.15	1.03	>100	0.45	3740	<10	30	<0.5	4	0.78	372	<1	<1	432	6.10
Q000567		1.76	1.35	>100	0.53	2030	<10	30	<0.5	5	0.49	260	3	<1	463	6.28
Q000568		2.23	0.23	21.6	0.52	1695	<10	100	0.5	<2	0.83	2.7	8	1	39	2.43
Q000569		0.05	2.09	>100	0.30	1165	<10	10	<0.5	40	1.71	506	24	14	>10000	17.9
Q000570		1.86	0.10	8.0	0.68	5930	<10	90	0.5	<2	0.91	9.9	8	1	32	3.20
Q000571		2.95	0.04	4.8	0.48	1315	<10	110	<0.5	<2	1.15	7.7	7	<1	29	2.47
Q000572		2.33	0.04	2.5	0.49	1655	<10	90	<0.5	<2	1.32	4.7	7	<1	12	2.48
Q000573		2.21	0.96	>100	0.51	644	<10	70	<0.5	3	0.78	79.2	6	1	147	3.94
Q000574		1.99	0.64	59.0	0.52	2970	<10	60	<0.5	2	0.46	26.1	7	1	82	3.69
Q000575		2.25	0.32	80.8	0.46	2130	<10	70	<0.5	<2	0.39	31.7	6	1	76	3.32
Q000576		<0.02	0.31	73.9	0.54	2000	<10	80	<0.5	<2	0.38	31.2	6	1	69	3.21
Q000577		2.13	0.78	>100	0.43	1970	<10	20	<0.5	3	0.53	99.2	5	1	195	4.88
Q000578		2.25	0.54	>100	0.50	1990	<10	20	<0.5	3	0.61	51.9	6	1	196	4.46
Q000579		2.23	0.99	>100	0.51	4130	<10	20	<0.5	5	0.54	135.0	3	1	236	7.94
Q000580		2.13	1.60	>100	0.53	6550	<10	20	<0.5	7	0.44	154.0	4	<1	353	8.67

ALS Canada Ltd.
2103 Dollarton Hwy
North Vancouver BC V7H 0A7
Phone: 604 984 0221 Fax: 604 984 0218 www.alsglobal.com

To: **BRIXTON METALS CORPORATION**
#1411 - 409 GRANVILLE STREET
VANCOUVER BC V6C 1T2

Finalized Date: 24-OCT-2012
Account: BRIXMET

Project: Thorn

CERTIFICATE OF ANALYSIS WH12228842

Sample Description	Method	ME-ICP41	ME-ICP41	ME-ICP41	ME-ICP41	ME-ICP41	ME-ICP41	ME-ICP41	ME-ICP41	ME-ICP41	ME-ICP41	ME-ICP41	ME-ICP41	ME-ICP41	ME-ICP41	ME-ICP41
	Analyte	Ga	Hg	K	La	Mg	Mn	Mo	Na	Ni	P	Pb	S	Sb	Sc	Sr
	Units	ppm	ppm	%	ppm	%	ppm	ppm	%	ppm	ppm	ppm	%	ppm	ppm	ppm
	LOR	10	1	0.01	10	0.01	5	1	0.01	1	10	2	0.01	2	1	1
Q000541		10	<1	0.15	10	2.77	630	<1	0.41	90	1780	64	0.16	53	12	512
Q000542		10	<1	0.33	10	0.96	301	2	0.09	25	990	424	3.63	283	5	113
Q000543		<10	<1	0.31	10	0.15	63	2	0.02	3	870	874	4.99	195	1	14
Q000544		<10	<1	0.09	10	0.35	265	<1	0.23	21	1620	5	0.02	<2	3	113
Q000545		<10	1	0.28	10	0.04	57	1	0.02	5	780	1250	4.53	371	1	19
Q000546		<10	1	0.32	10	0.03	36	1	0.02	3	720	1940	6.10	630	1	18
Q000547		<10	<1	0.30	10	0.03	35	1	0.02	2	510	368	3.56	84	1	15
Q000548		<10	<1	0.33	10	0.08	190	1	0.02	3	800	704	5.42	263	1	105
Q000549		<10	<1	0.31	10	0.09	198	4	0.02	4	750	529	5.95	293	1	88
Q000550		<10	<1	0.35	10	0.08	140	1	0.02	5	760	420	6.87	178	1	101
Q000551		10	3	0.07	<10	1.69	590	38	0.03	13	400	957	>10.0	47	1	37
Q000552		<10	1	0.27	10	0.25	351	2	0.02	7	670	438	7.33	189	1	203
Q000553		<10	1	0.31	10	0.28	420	2	0.02	5	720	592	6.90	250	1	205
Q000554		<10	<1	0.32	10	0.29	395	2	0.02	9	700	559	5.64	270	1	190
Q000555		<10	<1	0.29	10	0.27	415	2	0.02	6	710	3380	5.94	1360	1	156
Q000556		<10	<1	0.29	10	0.29	481	2	0.02	5	730	629	5.31	287	1	164
Q000557		<10	1	0.34	10	0.29	482	2	0.02	6	720	615	5.31	280	1	163
Q000558		<10	1	0.32	10	0.36	574	2	0.02	7	730	517	5.29	235	1	199
Q000559		<10	1	0.29	10	0.36	562	2	0.02	6	760	463	5.43	229	1	208
Q000560		<10	1	0.35	10	0.06	101	5	0.02	4	840	550	4.39	250	1	76
Q000561		<10	1	0.30	10	0.21	354	2	0.02	4	800	420	4.84	213	1	194
Q000562		<10	<1	0.31	10	0.28	487	3	0.02	2	780	375	5.68	201	1	248
Q000563		<10	1	0.35	10	0.11	240	1	0.02	2	710	5290	6.20	2180	1	131
Q000564		<10	<1	0.34	10	0.12	282	<1	0.02	1	730	389	4.97	216	1	160
Q000565		<10	<1	0.12	10	0.34	272	<1	0.22	22	1860	21	0.19	13	3	103
Q000566		<10	3	0.29	10	0.18	452	<1	0.02	<1	500	>10000	>10.0	>10000	1	136
Q000567		<10	2	0.33	10	0.09	257	1	0.02	<1	670	>10000	>10.0	9460	1	107
Q000568		<10	<1	0.32	10	0.07	274	1	0.04	4	940	317	2.65	139	1	181
Q000569		10	20	0.06	<10	0.77	380	35	0.01	55	400	>10000	>10.0	264	<1	35
Q000570		<10	<1	0.38	10	0.17	576	<1	0.04	4	880	351	2.88	95	1	218
Q000571		<10	<1	0.30	10	0.24	785	<1	0.03	1	840	318	2.13	95	1	248
Q000572		<10	<1	0.31	10	0.21	1360	<1	0.04	2	860	264	2.31	111	1	269
Q000573		<10	1	0.32	10	0.13	634	1	0.03	<1	800	4110	4.94	1555	1	210
Q000574		<10	<1	0.33	10	0.06	223	1	0.04	2	820	1015	4.45	454	1	114
Q000575		<10	<1	0.29	10	0.04	145	1	0.04	1	760	1860	4.15	677	1	113
Q000576		<10	1	0.33	10	0.04	140	<1	0.04	1	760	1725	4.01	644	1	113
Q000577		<10	1	0.28	10	0.09	220	1	0.02	3	600	6080	7.02	2040	1	135
Q000578		<10	1	0.32	10	0.09	233	1	0.03	3	820	3150	6.07	1350	1	150
Q000579		<10	2	0.33	10	0.08	263	1	0.02	<1	600	5710	>10.0	2490	1	126
Q000580		<10	2	0.34	10	0.08	298	2	0.02	1	600	7790	>10.0	4380	1	90

ALS Canada Ltd.
2103 Dollarton Hwy
North Vancouver BC V7H 0A7
Phone: 604 984 0221 Fax: 604 984 0218 www.alsglobal.com

To: **BRIXTON METALS CORPORATION**
#1411 - 409 GRANVILLE STREET
VANCOUVER BC V6C 1T2

Finalized Date: 24-OCT-2012
Account: BRIXMET

Project: Thorn

CERTIFICATE OF ANALYSIS WH12228842

Sample Description	Method	ME-ICP41	ME-ICP41	ME-ICP41	ME-ICP41	ME-ICP41	ME-ICP41	ME-ICP41	Cu-AA46	Pb-AA46	Zn-AA46	Ag-GRA21
	Analyte	Th	Ti	Tl	U	V	W	Zn	Cu	Pb	Zn	Ag
	Units	ppm	%	ppm	ppm	ppm	ppm	ppm	%	%	%	ppm
	LOR	20	0.01	10	10	1	10	2	0.001	0.001	0.001	5
Q000541		<20	0.16	<10	<10	136	<10	473				
Q000542		<20	0.01	10	<10	47	<10	2640				
Q000543		<20	<0.01	<10	<10	6	<10	4270				
Q000544		<20	0.16	<10	<10	48	<10	47				
Q000545		<20	<0.01	<10	<10	5	<10	4210				
Q000546		<20	<0.01	<10	<10	5	<10	3110				155
Q000547		<20	<0.01	<10	<10	4	<10	399				
Q000548		<20	<0.01	<10	<10	5	<10	745				
Q000549		<20	<0.01	<10	<10	5	<10	561				
Q000550		<20	<0.01	<10	<10	6	<10	960				
Q000551		<20	<0.01	<10	<10	7	<10	>10000	1.825		4.43	
Q000552		<20	<0.01	<10	<10	4	<10	1480				
Q000553		<20	<0.01	<10	<10	4	<10	1635				
Q000554		<20	<0.01	<10	<10	6	<10	888				
Q000555		<20	<0.01	<10	<10	5	<10	2080				
Q000556		<20	<0.01	<10	<10	5	<10	3640				
Q000557		<20	<0.01	<10	<10	5	<10	3660				
Q000558		<20	<0.01	<10	<10	5	<10	5580				
Q000559		<20	<0.01	<10	<10	6	<10	5370				
Q000560		<20	<0.01	<10	<10	6	<10	6980				
Q000561		<20	<0.01	<10	<10	5	<10	7120				
Q000562		<20	<0.01	<10	<10	5	<10	5330				
Q000563		<20	<0.01	<10	<10	5	<10	>10000			1.470	
Q000564		<20	<0.01	<10	<10	4	<10	1830				
Q000565		<20	0.15	<10	<10	52	<10	386				
Q000566		<20	<0.01	10	<10	6	20	>10000		10.15	5.43	1180
Q000567		<20	<0.01	10	<10	6	20	>10000		7.02	3.06	687
Q000568		<20	<0.01	10	<10	6	<10	617				
Q000569		<20	<0.01	30	<10	14	<10	>10000	1.286	1.510	8.79	154
Q000570		<20	<0.01	10	<10	9	<10	1820				
Q000571		<20	<0.01	<10	<10	6	<10	1070				
Q000572		<20	<0.01	<10	<10	5	<10	578				
Q000573		<20	<0.01	<10	<10	5	<10	>10000			1.020	120
Q000574		<20	<0.01	<10	<10	6	<10	3270				
Q000575		<20	<0.01	<10	<10	4	<10	4520				
Q000576		<20	<0.01	<10	<10	5	<10	4210				
Q000577		<20	<0.01	<10	<10	5	10	>10000			1.200	184
Q000578		<20	<0.01	10	<10	6	10	6760				207
Q000579		<20	<0.01	10	<10	5	10	>10000			2.39	258
Q000580		<20	<0.01	10	<10	6	10	>10000			3.07	309

ALS Canada Ltd.
2103 Dollarton Hwy
North Vancouver BC V7H 0A7
Phone: 604 984 0221 Fax: 604 984 0218 www.alsglobal.com

To: **BRIXTON METALS CORPORATION**
#1411 - 409 GRANVILLE STREET
VANCOUVER BC V6C 1T2

Finalized Date: 24-OCT-2012
Account: BRIXMET

Project: Thorn

CERTIFICATE OF ANALYSIS WH12228842

Sample Description	Method / Analyte / Units / LOR	WEI-21 Recvd Wt. kg 0.02	Au-AA25 Au ppm 0.01	ME-ICP41 Ag ppm 0.2	ME-ICP41 Al % 0.01	ME-ICP41 As ppm 2	ME-ICP41 B ppm 10	ME-ICP41 Ba ppm 10	ME-ICP41 Be ppm 0.5	ME-ICP41 Bi ppm 2	ME-ICP41 Ca % 0.01	ME-ICP41 Cd ppm 0.5	ME-ICP41 Co ppm 1	ME-ICP41 Cr ppm 1	ME-ICP41 Cu ppm 1	ME-ICP41 Fe % 0.01
Q000581		2.34	1.44	>100	0.43	3440	<10	40	<0.5	3	0.59	45.6	4	1	237	5.17
Q000582		0.32	<0.01	1.3	0.85	14	<10	100	<0.5	<2	1.10	<0.5	12	13	18	2.56
Q000583		2.17	9.21	>100	0.45	3300	<10	30	<0.5	5	0.37	57.0	4	1	293	5.93
Q000584		1.98	1.45	50.1	0.46	984	<10	50	<0.5	2	0.30	13.3	5	1	64	3.68
Q000585		2.42	1.98	>100	0.49	5020	<10	20	0.5	5	0.39	28.1	5	1	185	5.66
Q000586		2.12	0.61	32.2	0.58	4600	<10	50	<0.5	3	0.44	21.2	6	1	66	3.76
Q000587		2.09	0.63	24.0	0.49	4740	<10	60	0.5	2	1.03	18.4	6	1	55	3.56
Q000588		2.16	1.18	>100	0.50	2980	<10	60	0.5	3	1.12	45.3	5	1	175	4.88
Q000589		2.09	0.98	51.2	0.55	1295	<10	10	<0.5	2	0.49	22.5	6	1	136	4.71
Q000590		0.12	0.56	64.1	0.78	155	<10	20	<0.5	<2	1.69	230	<1	14	>10000	12.00
Q000591		1.25	0.92	55.9	0.42	856	<10	10	<0.5	3	0.99	25.1	5	1	121	4.72
Q000592		1.71	0.69	66.4	0.41	3470	<10	10	<0.5	<2	1.11	39.0	4	1	145	4.01
Q000593		3.10	1.41	>100	0.52	2360	<10	30	<0.5	11	0.47	102.0	4	1	440	6.76
Q000594		1.53	0.73	>100	0.45	1520	<10	70	<0.5	5	0.60	220	4	<1	270	4.51
Q000595		1.99	1.26	>100	0.54	3480	<10	10	0.5	14	1.21	418	3	1	498	6.00
Q000596		2.11	0.17	16.2	0.58	1305	<10	30	<0.5	2	0.73	11.7	9	2	21	2.10
Q000597		<0.02	0.17	15.9	0.53	1385	<10	20	<0.5	2	0.76	12.0	9	2	21	2.16
Q000598		2.56	0.87	>100	0.46	1895	<10	50	0.5	3	1.02	287	3	1	192	4.17
Q000599		2.43	1.94	>100	0.54	3160	<10	20	0.5	11	0.51	379	3	<1	339	6.66
Q000600		3.24	2.58	>100	0.47	3600	<10	20	<0.5	15	0.55	561	3	<1	512	8.38
Q000601		2.28	2.28	>100	0.44	2430	<10	20	<0.5	48	0.74	841	3	1	4530	5.85
Q000602		2.32	2.59	>100	0.43	2310	<10	40	<0.5	37	0.80	800	3	1	3490	4.70
Q000603		2.16	2.14	>100	0.53	2070	<10	50	0.9	44	5.26	527	2	<1	2950	6.35
Q000604		0.31	<0.01	4.1	0.99	11	<10	110	<0.5	<2	1.15	3.3	14	14	34	2.76
Q000605		2.32	1.95	>100	0.40	1810	<10	40	<0.5	36	3.06	333	3	<1	1620	6.97
Q000606		2.32	2.60	>100	0.39	3240	<10	10	<0.5	16	0.91	530	1	1	486	8.83
Q000607		2.79	1.23	>100	0.38	2930	<10	40	<0.5	9	0.73	572	1	<1	349	7.14
Q000608		2.52	5.41	>100	0.24	7580	<10	10	0.5	6	4.67	>1000	<1	<1	1120	17.0
Q000609		0.08	2.22	>100	0.32	1220	<10	10	<0.5	48	1.85	544	25	15	>10000	18.7
Q000610		2.37	1.07	>100	0.36	6280	<10	20	0.5	6	3.44	>1000	<1	<1	1080	11.25
Q000611		2.28	0.36	92.9	0.42	2420	<10	60	<0.5	3	1.26	262	3	<1	313	4.28
Q000612		2.36	0.30	75.8	0.67	1615	<10	60	<0.5	5	0.74	106.0	5	1	208	3.71
Q000613		2.28	0.17	21.8	0.42	963	<10	40	<0.5	<2	0.34	59.5	6	1	71	3.30
Q000614		2.30	0.93	>100	0.40	2810	<10	10	<0.5	21	0.58	469	4	<1	1050	7.45
Q000615		2.35	0.84	>100	0.37	1200	<10	40	<0.5	18	0.85	177.0	3	<1	575	5.06
Q000616		2.25	0.54	>100	0.42	2730	<10	20	<0.5	17	2.69	765	<1	<1	1595	7.21
Q000617		<0.02	0.48	>100	0.36	2600	<10	20	<0.5	15	2.33	662	<1	<1	1380	6.59
Q000618		2.16	0.24	10.7	0.43	4180	<10	70	0.5	<2	1.30	13.4	5	1	48	2.91
Q000619		2.29	1.31	>100	0.46	1000	<10	40	0.5	8	1.00	110.5	4	1	1575	4.88
Q000620		2.74	3.00	>100	0.36	2400	<10	20	0.5	28	2.47	653	<1	<1	3270	9.43

ALS Canada Ltd.
2103 Dollarton Hwy
North Vancouver BC V7H 0A7
Phone: 604 984 0221 Fax: 604 984 0218 www.alsglobal.com

To: **BRIXTON METALS CORPORATION**
#1411 - 409 GRANVILLE STREET
VANCOUVER BC V6C 1T2

Finalized Date: 24-OCT-2012
Account: BRIXMET

Project: Thorn

CERTIFICATE OF ANALYSIS WH12228842

Sample Description	Method	ME-ICP41	ME-ICP41	ME-ICP41	ME-ICP41	ME-ICP41	ME-ICP41	ME-ICP41	ME-ICP41	ME-ICP41	ME-ICP41	ME-ICP41	ME-ICP41	ME-ICP41	ME-ICP41	ME-ICP41
	Analyte	Ga	Hg	K	La	Mg	Mn	Mo	Na	Ni	P	Pb	S	Sb	Sc	Sr
	Units	ppm	ppm	%	ppm	%	ppm	ppm	%	ppm	ppm	ppm	%	ppm	ppm	ppm
	LOR	10	1	0.01	10	0.01	5	1	0.01	1	10	2	0.01	2	1	1
Q000581		<10	1	0.29	20	0.08	308	2	0.02	1	660	3130	7.18	1985	1	146
Q000582		<10	<1	0.11	20	0.40	304	<1	0.26	24	2150	29	0.04	13	4	122
Q000583		<10	2	0.29	10	0.04	198	<1	0.03	2	700	6820	9.46	4860	1	104
Q000584		<10	1	0.30	10	0.04	111	1	0.03	1	760	669	4.55	412	1	98
Q000585		<10	1	0.32	10	0.05	162	2	0.02	2	710	2210	7.88	1045	1	134
Q000586		<10	<1	0.37	20	0.07	156	1	0.03	2	730	586	4.41	248	1	125
Q000587		<10	<1	0.34	20	0.22	501	<1	0.01	3	780	359	4.01	172	1	220
Q000588		<10	1	0.33	20	0.31	546	1	0.02	2	650	3340	6.24	986	1	210
Q000589		<10	<1	0.35	20	0.06	188	1	0.03	2	690	917	5.71	253	1	103
Q000590		10	4	0.07	<10	1.81	651	38	0.03	15	410	982	>10.0	44	1	38
Q000591		<10	<1	0.28	10	0.21	484	1	0.02	2	780	5820	6.24	1295	1	133
Q000592		<10	1	0.27	10	0.27	1015	1	0.01	2	690	4480	4.97	1295	1	131
Q000593		<10	2	0.34	10	0.07	180	2	0.02	2	490	>10000	>10.0	2820	1	86
Q000594		<10	2	0.30	10	0.13	229	1	0.02	2	620	>10000	7.26	2340	1	93
Q000595		<10	3	0.35	10	0.33	506	2	0.01	3	640	>10000	>10.0	3690	1	135
Q000596		<10	<1	0.39	20	0.05	224	<1	0.03	7	910	419	2.50	86	1	160
Q000597		<10	<1	0.36	20	0.05	236	<1	0.02	8	940	408	2.62	78	1	168
Q000598		<10	2	0.31	20	0.27	305	<1	0.02	2	690	>10000	6.91	2260	1	219
Q000599		<10	3	0.35	10	0.10	177	2	0.02	2	630	>10000	>10.0	2050	1	143
Q000600		<10	2	0.31	10	0.12	204	1	0.03	1	600	>10000	>10.0	2310	1	108
Q000601		10	4	0.29	10	0.17	327	2	0.02	3	700	>10000	>10.0	3350	1	123
Q000602		10	3	0.30	20	0.17	307	1	0.03	3	780	>10000	8.80	1845	1	146
Q000603		<10	3	0.28	10	1.84	1270	<1	0.03	1	640	>10000	9.33	1860	1	631
Q000604		<10	<1	0.15	10	0.56	358	<1	0.30	27	1840	177	0.09	19	4	144
Q000605		<10	2	0.27	10	1.24	654	1	0.03	<1	590	>10000	>10.0	4220	1	296
Q000606		<10	3	0.26	10	0.33	355	1	0.02	<1	560	>10000	>10.0	2740	1	97
Q000607		<10	4	0.26	10	0.12	284	1	0.02	<1	630	>10000	>10.0	2480	1	235
Q000608		<10	5	0.16	<10	2.56	626	<1	0.01	<1	290	>10000	>10.0	2610	1	168
Q000609		10	22	0.06	<10	0.83	404	38	0.01	58	420	>10000	>10.0	267	1	36
Q000610		<10	4	0.24	10	1.68	485	<1	0.02	<1	450	>10000	>10.0	2640	1	219
Q000611		<10	1	0.29	10	0.28	264	1	0.03	<1	770	8360	6.33	592	1	218
Q000612		<10	1	0.43	20	0.09	199	1	0.03	1	790	3460	4.75	289	1	177
Q000613		<10	1	0.27	20	0.03	111	1	0.04	3	810	1945	4.02	109	1	91
Q000614		<10	2	0.29	10	0.15	222	5	0.02	1	610	>10000	>10.0	1440	1	109
Q000615		<10	1	0.26	10	0.17	194	<1	0.02	2	660	>10000	7.07	762	1	172
Q000616		<10	4	0.28	10	1.16	519	<1	0.03	<1	480	>10000	>10.0	1960	1	193
Q000617		<10	4	0.25	10	1.00	449	<1	0.03	<1	500	>10000	>10.0	1690	1	182
Q000618		<10	<1	0.30	20	0.06	344	<1	0.04	3	850	446	3.32	94	1	354
Q000619		<10	1	0.31	10	0.29	259	<1	0.05	1	730	7000	6.42	1255	1	187
Q000620		<10	3	0.23	10	1.09	623	<1	0.03	<1	470	>10000	>10.0	3660	1	206

ALS Canada Ltd.
2103 Dollarton Hwy
North Vancouver BC V7H 0A7
Phone: 604 984 0221 Fax: 604 984 0218 www.alsglobal.com

To: **BRIXTON METALS CORPORATION**
#1411 - 409 GRANVILLE STREET
VANCOUVER BC V6C 1T2

Finalized Date: 24-OCT-2012
Account: BRIXMET

Project: Thorn

CERTIFICATE OF ANALYSIS WH12228842

Sample Description	Method	ME-ICP41	ME-ICP41	ME-ICP41	ME-ICP41	ME-ICP41	ME-ICP41	ME-ICP41	Cu-AA46	Pb-AA46	Zn-AA46	Ag-GRA21
	Analyte	Th	Ti	Tl	U	V	W	Zn	Cu	Pb	Zn	Ag
	Units	ppm	%	ppm	ppm	ppm	ppm	ppm	%	%	%	ppm
	LOR	20	0.01	10	10	1	10	2	0.001	0.001	0.001	5
Q000581		<20	<0.01	<10	<10	4	20	>10000			0.957	183
Q000582		<20	0.17	<10	<10	60	<10	104				
Q000583		<20	<0.01	10	<10	5	10	>10000			2.91	274
Q000584		<20	<0.01	<10	<10	5	10	3100				
Q000585		<20	<0.01	<10	<10	5	10	>10000			1.040	126
Q000586		<20	<0.01	<10	<10	6	10	2900				
Q000587		<20	<0.01	<10	<10	4	10	1880				
Q000588		<20	<0.01	<10	<10	6	20	6820				118
Q000589		<20	<0.01	<10	<10	6	10	3810				
Q000590		<20	<0.01	<10	10	8	<10	>10000	1.954		4.34	
Q000591		<20	<0.01	<10	<10	5	10	4170				
Q000592		<20	<0.01	<10	<10	5	10	7770				
Q000593		<20	<0.01	<10	<10	5	10	>10000		1.285	1.595	328
Q000594		<20	<0.01	<10	<10	4	10	>10000		1.915	2.11	275
Q000595		<20	<0.01	10	<10	8	20	>10000		3.59	3.82	551
Q000596		<20	<0.01	<10	<10	7	<10	1280				
Q000597		<20	<0.01	<10	<10	6	<10	1320				
Q000598		<20	<0.01	10	<10	5	10	>10000		1.225	2.69	172
Q000599		<20	<0.01	10	<10	6	10	>10000		2.73	3.82	329
Q000600		<20	<0.01	<10	<10	6	20	>10000		5.04	3.10	619
Q000601		<20	<0.01	<10	<10	7	20	>10000		4.16	5.56	787
Q000602		<20	<0.01	<10	<10	6	20	>10000		2.99	4.19	425
Q000603		<20	<0.01	<10	<10	9	30	>10000		1.210	3.26	584
Q000604		<20	0.19	<10	<10	56	<10	247				
Q000605		<20	<0.01	<10	<10	7	20	>10000		10.75	1.860	2650
Q000606		<20	<0.01	<10	<10	8	20	>10000		5.04	3.52	640
Q000607		<20	<0.01	<10	<10	5	10	>10000		2.84	4.28	306
Q000608		<20	<0.01	<10	10	7	20	>10000		2.00	5.87	2060
Q000609		<20	<0.01	30	10	17	<10	>10000	1.230	1.515	8.89	156
Q000610		<20	<0.01	<10	<10	8	10	>10000		1.695	5.68	293
Q000611		<20	<0.01	<10	<10	5	<10	>10000			1.530	
Q000612		<20	<0.01	<10	<10	7	20	6790				
Q000613		<20	<0.01	<10	<10	5	10	4020				
Q000614		<20	<0.01	<10	<10	5	10	>10000		2.06	2.41	264
Q000615		<20	<0.01	<10	<10	4	10	>10000		1.480	1.255	167
Q000616		<20	<0.01	<10	<10	6	10	>10000		5.64	5.29	299
Q000617		<20	<0.01	<10	<10	6	10	>10000		5.41	4.57	262
Q000618		<20	<0.01	<10	<10	4	<10	1270				
Q000619		<20	<0.01	<10	<10	6	20	7170				226
Q000620		<20	<0.01	<10	<10	6	30	>10000		2.95	5.11	376

ALS Canada Ltd.
2103 Dollarton Hwy
North Vancouver BC V7H 0A7
Phone: 604 984 0221 Fax: 604 984 0218 www.alsglobal.com

To: **BRIXTON METALS CORPORATION**
#1411 - 409 GRANVILLE STREET
VANCOUVER BC V6C 1T2

Finalized Date: 24-OCT-2012
Account: BRIXMET

Project: Thorn

CERTIFICATE OF ANALYSIS WH12228842

Sample Description	Method	WEI-21	Au-AA25	ME-ICP41	ME-ICP41	ME-ICP41	ME-ICP41	ME-ICP41	ME-ICP41	ME-ICP41	ME-ICP41	ME-ICP41	ME-ICP41	ME-ICP41	ME-ICP41	ME-ICP41
	Analyte	Recvd Wt.	Au	Ag	Al	As	B	Ba	Be	Bi	Ca	Cd	Co	Cr	Cu	Fe
	Units	kg	ppm	ppm	%	ppm	ppm	ppm	ppm	ppm	%	ppm	ppm	ppm	ppm	%
	LOR	0.02	0.01	0.2	0.01	2	10	10	0.5	2	0.01	0.5	1	1	1	0.01
Q000621		2.20	0.15	5.5	0.47	1970	<10	60	0.5	<2	0.63	10.2	4	<1	26	2.19
Q000622		2.29	0.04	1.7	0.49	2450	<10	100	0.5	<2	0.69	2.2	5	1	13	1.69
Q000623		0.36	<0.01	1.1	0.85	8	<10	120	<0.5	<2	1.08	1.2	13	12	23	2.60
Q000624		1.89	0.21	28.5	0.49	4010	<10	50	0.5	<2	0.87	35.9	4	<1	357	2.38
Q000625		2.56	2.11	>100	0.38	2870	<10	20	<0.5	14	1.20	156.5	3	<1	3930	7.81
Q000626		2.32	1.47	>100	0.47	1875	<10	50	0.5	5	0.53	25.8	6	<1	2210	4.95
Q000627		2.54	3.72	>100	0.39	2690	<10	10	<0.5	18	1.45	129.5	<1	<1	6850	11.25
Q000628		2.34	0.79	>100	0.52	4550	<10	50	<0.5	3	0.86	14.9	5	1	979	4.56
Q000629		2.35	0.12	3.8	0.42	1085	<10	70	<0.5	<2	0.80	17.9	8	1	45	3.07
Q000630		0.12	0.52	60.8	0.74	149	<10	10	<0.5	3	1.69	229	<1	14	>10000	12.10
Q000631		2.08	0.15	8.6	0.49	1590	<10	80	<0.5	<2	0.70	6.9	6	1	129	2.54
Q000632		2.84	4.13	>100	0.39	1855	<10	20	<0.5	8	0.81	280	2	<1	3020	7.61
Q000633		2.18	0.30	6.1	0.43	225	<10	190	<0.5	<2	0.99	2.4	3	1	34	1.34
Q000634		2.35	4.40	>100	0.48	2830	<10	50	0.5	8	2.26	710	4	<1	2000	6.52
Q000635		<0.02	4.18	>100	0.55	2720	<10	40	0.5	8	2.03	723	3	<1	1815	6.09
Q000636		2.43	3.65	>100	0.47	2540	<10	40	<0.5	14	0.49	78.0	4	1	1450	6.11
Q000637		2.33	2.60	>100	0.47	1450	<10	20	<0.5	28	0.52	57.9	5	1	1980	6.44
Q000638		2.09	1.42	>100	0.59	1450	<10	20	0.5	6	0.89	444	3	1	1545	4.67
Q000639		2.44	5.03	>100	0.44	2580	<10	10	<0.5	34	1.27	505	1	<1	9750	8.40
Q000640		2.37	4.99	>100	0.45	1835	<10	20	0.5	26	0.91	486	1	<1	3740	7.54
Q000641		2.62	3.96	>100	0.52	4070	<10	40	0.5	34	1.74	204	3	<1	4970	7.11
Q000642		1.45	0.05	8.1	0.88	64	<10	370	0.8	<2	4.34	2.1	20	1	98	5.13
Q000643		1.85	0.13	26.8	2.48	79	<10	490	0.8	<2	4.87	2.5	26	50	118	5.73
Q000644		0.49	0.01	1.1	0.88	9	<10	140	<0.5	<2	1.06	0.5	11	12	26	2.49
Q000645		2.27	2.17	>100	0.53	834	<10	20	0.5	7	1.74	228	2	<1	4090	6.65
Q000646		3.15	4.39	>100	0.55	1125	<10	10	<0.5	28	1.72	>1000	<1	<1	>10000	9.97
Q000647		1.77	0.06	8.0	2.51	185	<10	340	0.8	<2	4.67	6.9	26	51	102	6.18
Q000648		2.20	0.21	8.1	0.56	1240	<10	60	0.5	<2	0.95	23.0	5	1	210	2.78
Q000649		2.60	0.19	6.3	0.51	2930	<10	100	0.5	<2	1.06	19.8	6	1	45	2.83
Q000650		2.14	0.16	2.9	0.61	1905	<10	130	0.5	<2	1.08	13.4	6	1	16	2.83
Q000651		1.82	0.18	2.1	0.60	2670	<10	140	0.5	<2	0.97	15.4	6	1	15	2.59
Q000652		0.08	2.09	>100	0.29	1130	<10	<10	<0.5	49	1.72	492	24	15	>10000	17.1
Q000653		2.55	0.11	1.4	0.50	2480	<10	130	0.5	<2	1.67	5.5	6	1	19	2.80
Q000654		2.18	0.09	1.1	0.56	390	<10	230	<0.5	<2	1.87	4.1	6	1	10	2.26
Q000655		2.01	0.19	1.8	0.58	883	<10	140	<0.5	<2	1.70	14.0	5	2	12	3.12
Q000656		2.12	0.20	1.6	0.49	1215	<10	130	<0.5	<2	1.34	12.8	6	1	13	2.78
Q000657		2.15	0.10	1.5	0.50	1330	<10	130	<0.5	<2	1.36	5.7	5	1	13	2.73
Q000658		<0.02	0.10	1.5	0.59	1325	<10	150	<0.5	<2	1.43	6.1	6	1	13	2.87
Q000659		2.12	0.05	1.3	0.50	404	<10	130	<0.5	<2	1.35	2.1	6	1	12	2.40
Q000660		1.97	0.16	4.3	0.57	1500	<10	120	0.5	<2	1.17	19.2	6	1	22	2.85

ALS Canada Ltd.
2103 Dollarton Hwy
North Vancouver BC V7H 0A7
Phone: 604 984 0221 Fax: 604 984 0218 www.alsglobal.com

To: **BRIXTON METALS CORPORATION**
#1411 - 409 GRANVILLE STREET
VANCOUVER BC V6C 1T2

Finalized Date: 24-OCT-2012
Account: BRIXMET

Project: Thorn

CERTIFICATE OF ANALYSIS WH12228842

Sample Description	Method	ME-ICP41	ME-ICP41	ME-ICP41	ME-ICP41	ME-ICP41	ME-ICP41	ME-ICP41	ME-ICP41	ME-ICP41	ME-ICP41	ME-ICP41	ME-ICP41	ME-ICP41	ME-ICP41	ME-ICP41
	Analyte	Ga	Hg	K	La	Mg	Mn	Mo	Na	Ni	P	Pb	S	Sb	Sc	Sr
	Units	ppm	ppm	%	ppm	%	ppm	ppm	%	ppm	ppm	ppm	%	ppm	ppm	ppm
	LOR	10	1	0.01	10	0.01	5	1	0.01	1	10	2	0.01	2	1	1
Q000621		<10	<1	0.34	10	0.06	219	<1	0.04	1	750	656	2.55	39	1	191
Q000622		<10	<1	0.35	10	0.06	287	<1	0.03	2	760	89	1.81	17	1	198
Q000623		<10	<1	0.13	10	0.58	340	<1	0.26	28	1810	88	0.04	11	4	122
Q000624		<10	<1	0.34	10	0.23	336	1	0.02	<1	700	683	2.61	273	1	168
Q000625		<10	2	0.25	10	0.39	364	1	0.03	<1	600	4270	>10.0	2910	1	170
Q000626		<10	1	0.31	10	0.10	202	<1	0.04	2	840	2760	6.83	1655	1	128
Q000627		<10	4	0.25	10	0.52	790	1	0.04	<1	530	>10000	>10.0	5390	1	163
Q000628		<10	1	0.35	10	0.19	342	<1	0.06	<1	810	914	5.13	571	1	181
Q000629		<10	<1	0.27	10	0.13	373	<1	0.06	3	970	452	3.43	34	1	179
Q000630		10	3	0.07	<10	1.79	641	43	0.03	13	410	986	>10.0	45	1	36
Q000631		<10	<1	0.33	20	0.14	311	<1	0.06	2	900	147	2.73	54	1	172
Q000632		<10	1	0.27	10	0.20	581	<1	0.03	<1	630	6690	>10.0	1755	1	151
Q000633		<10	<1	0.31	10	0.20	1215	1	0.04	1	550	198	1.03	29	1	104
Q000634		<10	3	0.30	10	0.78	1020	<1	0.04	3	720	>10000	>10.0	1235	2	240
Q000635		<10	2	0.34	10	0.71	959	<1	0.04	4	680	>10000	9.77	1040	2	207
Q000636		<10	1	0.33	20	0.07	142	1	0.05	<1	740	1940	7.87	849	1	125
Q000637		<10	1	0.31	10	0.10	177	1	0.05	2	690	2160	8.27	1070	1	129
Q000638		10	2	0.37	10	0.24	424	<1	0.05	1	740	4390	6.81	529	1	169
Q000639		10	3	0.29	10	0.41	699	1	0.04	<1	550	6240	>10.0	5300	1	206
Q000640		10	2	0.29	10	0.27	455	1	0.04	<1	590	5440	>10.0	1595	1	171
Q000641		<10	1	0.35	10	0.47	727	2	0.03	2	630	7370	8.82	1895	2	326
Q000642		<10	<1	0.38	40	2.09	1065	1	0.06	13	3220	133	0.41	40	11	867
Q000643		10	<1	0.27	30	3.17	1250	1	0.10	64	2880	341	0.58	57	15	957
Q000644		<10	<1	0.14	10	0.58	320	<1	0.26	26	1730	32	0.04	8	4	127
Q000645		<10	2	0.28	10	0.68	965	<1	0.03	<1	570	6620	8.01	1815	1	181
Q000646		10	5	0.26	10	0.73	1130	1	0.03	<1	490	>10000	>10.0	2910	1	147
Q000647		10	<1	0.19	30	3.01	1240	1	0.08	67	2940	335	0.83	42	14	525
Q000648		<10	<1	0.33	10	0.37	524	<1	0.05	1	760	677	2.26	92	1	169
Q000649		<10	<1	0.31	10	0.47	807	<1	0.05	7	760	573	1.74	16	1	270
Q000650		<10	1	0.34	10	0.55	864	<1	0.06	2	810	263	1.56	9	1	210
Q000651		<10	<1	0.36	10	0.49	845	<1	0.06	2	740	211	1.45	13	1	245
Q000652		10	19	0.06	<10	0.75	386	35	<0.01	57	390	>10000	>10.0	235	<1	35
Q000653		<10	<1	0.32	10	0.63	1425	<1	0.05	2	770	128	1.35	11	1	352
Q000654		<10	<1	0.33	10	0.63	2010	<1	0.06	2	610	91	0.89	9	1	371
Q000655		<10	1	0.31	10	0.65	1705	<1	0.06	1	740	168	1.53	12	1	356
Q000656		<10	<1	0.29	10	0.56	1155	<1	0.06	2	740	116	1.44	13	1	187
Q000657		<10	1	0.30	10	0.55	808	<1	0.06	2	740	83	1.47	11	1	191
Q000658		<10	1	0.34	10	0.59	849	<1	0.07	1	790	87	1.53	10	1	204
Q000659		<10	<1	0.31	10	0.57	836	<1	0.07	1	780	47	1.00	9	1	194
Q000660		<10	<1	0.35	10	0.46	752	<1	0.07	1	790	312	2.00	16	1	184

ALS Canada Ltd.
2103 Dollarton Hwy
North Vancouver BC V7H 0A7
Phone: 604 984 0221 Fax: 604 984 0218 www.alsglobal.com

To: **BRIXTON METALS CORPORATION**
#1411 - 409 GRANVILLE STREET
VANCOUVER BC V6C 1T2

Finalized Date: 24-OCT-2012
Account: BRIXMET

Project: Thorn

CERTIFICATE OF ANALYSIS WH12228842

Sample Description	Method	ME-ICP41	ME-ICP41	ME-ICP41	ME-ICP41	ME-ICP41	ME-ICP41	ME-ICP41	Cu-AA46	Pb-AA46	Zn-AA46	Ag-GRA21
	Analyte	Th	Ti	Tl	U	V	W	Zn	Cu	Pb	Zn	Ag
	Units	ppm	%	ppm	ppm	ppm	ppm	ppm	%	%	%	ppm
	LOR	20	0.01	10	10	1	10	2	0.001	0.001	0.001	5
Q000621		<20	<0.01	<10	<10	4	<10	1300				
Q000622		<20	<0.01	<10	<10	4	<10	279				
Q000623		<20	0.16	<10	<10	53	<10	126				
Q000624		<20	<0.01	<10	<10	4	10	3140				
Q000625		<20	<0.01	<10	<10	5	20	>10000			2.04	353
Q000626		<20	<0.01	10	<10	5	10	>10000			1.295	249
Q000627		<20	<0.01	10	<10	6	20	>10000		1.090	4.61	753
Q000628		<20	<0.01	<10	<10	6	10	2760				103
Q000629		<20	<0.01	<10	<10	6	<10	1660				
Q000630		<20	<0.01	<10	<10	8	10	>10000	1.923		4.35	
Q000631		<20	<0.01	<10	<10	6	<10	717				
Q000632		<20	<0.01	<10	<10	5	10	>10000			2.37	203
Q000633		<20	<0.01	<10	<10	4	<10	230				
Q000634		<20	<0.01	<10	<10	13	20	>10000		4.32	4.03	311
Q000635		<20	<0.01	<10	<10	14	20	>10000		4.30	4.13	284
Q000636		<20	<0.01	<10	<10	4	10	6670				189
Q000637		<20	<0.01	<10	<10	4	10	5140				140
Q000638		<20	<0.01	<10	<10	6	10	>10000			2.35	163
Q000639		<20	<0.01	<10	<10	6	30	>10000			2.82	1020
Q000640		<20	<0.01	<10	<10	5	10	>10000			3.00	326
Q000641		<20	<0.01	<10	<10	7	10	>10000			1.385	304
Q000642		<20	0.01	<10	<10	68	<10	281				
Q000643		<20	0.02	<10	<10	121	<10	213				
Q000644		<20	0.17	<10	<10	54	<10	71				
Q000645		<20	<0.01	<10	<10	6	20	>10000			1.685	300
Q000646		<20	<0.01	<10	<10	11	20	>10000	0.912	2.03	8.48	766
Q000647		<20	0.02	<10	<10	124	<10	542				
Q000648		<20	<0.01	<10	<10	7	<10	1800				
Q000649		<20	<0.01	<10	<10	9	<10	1690				
Q000650		<20	<0.01	<10	<10	10	<10	1190				
Q000651		<20	<0.01	<10	<10	9	<10	1380				
Q000652		<20	<0.01	30	10	15	10	>10000	1.287	1.565	8.89	150
Q000653		<20	<0.01	<10	<10	8	<10	519				
Q000654		<20	<0.01	<10	<10	8	<10	387				
Q000655		<20	<0.01	<10	<10	10	<10	1250				
Q000656		<20	<0.01	<10	<10	8	<10	1150				
Q000657		<20	<0.01	<10	<10	8	<10	539				
Q000658		<20	<0.01	<10	<10	9	<10	562				
Q000659		<20	<0.01	<10	<10	9	<10	213				
Q000660		<20	<0.01	<10	<10	7	<10	1650				

ALS Canada Ltd.
2103 Dollarton Hwy
North Vancouver BC V7H 0A7
Phone: 604 984 0221 Fax: 604 984 0218 www.alsglobal.com

To: **BRIXTON METALS CORPORATION**
#1411 - 409 GRANVILLE STREET
VANCOUVER BC V6C 1T2

Finalized Date: 24-OCT-2012
Account: BRIXMET

Project: Thorn

CERTIFICATE OF ANALYSIS WH12228842

Sample Description	Method	WEI-21	Au-AA25	ME-ICP41	ME-ICP41	ME-ICP41	ME-ICP41	ME-ICP41	ME-ICP41	ME-ICP41	ME-ICP41	ME-ICP41	ME-ICP41	ME-ICP41	ME-ICP41	ME-ICP41
	Analyte	Recvd Wt.	Au	Ag	Al	As	B	Ba	Be	Bi	Ca	Cd	Co	Cr	Cu	Fe
	Units	kg	ppm	ppm	%	ppm	ppm	ppm	ppm	ppm	%	ppm	ppm	ppm	ppm	%
	LOR	0.02	0.01	0.2	0.01	2	10	10	0.5	2	0.01	0.5	1	1	1	0.01
Q000661		2.26	0.83	19.4	0.53	1385	<10	60	0.5	3	1.10	104.5	5	1	586	4.25
Q000662		2.29	0.71	12.2	0.59	1585	<10	60	0.5	2	0.87	102.0	5	1	299	3.74
Q000663		0.30	0.01	0.2	0.90	8	<10	120	<0.5	<2	1.10	0.5	12	13	17	2.63
Q000664		2.15	0.63	6.3	0.52	1765	<10	30	0.5	<2	1.11	27.0	6	1	135	3.01
Q000665		2.23	1.20	18.7	0.47	1995	<10	30	<0.5	<2	0.66	65.6	5	1	336	3.40
Q000666		2.17	1.49	12.2	0.48	4580	<10	60	0.5	2	0.45	41.0	5	<1	118	3.27
Q000667		2.44	2.72	81.3	0.47	2040	<10	10	0.5	26	0.64	133.0	4	1	1310	4.79
Q000668		2.22	2.10	15.3	0.52	1600	<10	20	0.5	<2	0.53	104.0	7	1	337	3.64
Q000669		0.12	0.51	64.0	0.77	156	<10	20	<0.5	14	1.69	229	<1	14	>10000	12.15
Q000670		2.89	3.44	98.6	0.46	1335	<10	30	0.5	9	1.44	467	4	1	2650	5.60
Q000671		2.05	2.82	>100	0.54	1690	<10	60	0.5	21	0.31	550	4	1	3530	3.79
Q000672		2.27	3.25	>100	0.50	2160	<10	10	0.5	31	0.54	717	3	1	3610	5.74
Q000673		2.42	2.22	>100	0.48	1050	<10	10	0.5	21	3.42	336	4	1	2100	4.52
Q000674		2.21	2.76	71.9	0.49	995	<10	90	0.5	8	2.70	197.5	4	1	1485	3.68
Q000675		<0.02	3.12	79.7	0.48	1040	<10	80	0.5	13	2.60	206	4	1	1625	3.84
Q000676		2.40	2.60	>100	0.51	1410	<10	70	0.6	14	2.47	265	4	<1	2930	6.14
Q000677		1.97	0.13	3.4	0.49	328	<10	90	0.5	<2	1.05	16.7	5	1	44	1.89
Q000678		2.67	0.19	3.4	0.43	1015	<10	30	0.5	<2	2.41	13.5	4	<1	51	2.23
Q000679		2.19	0.94	44.6	0.53	765	<10	60	0.6	<2	1.91	129.0	4	1	640	3.53
Q000680		2.38	4.31	85.5	0.45	1620	<10	30	<0.5	11	2.82	832	2	<1	1880	6.24
Q000681		0.42	0.02	0.3	0.61	7	<10	70	<0.5	<2	0.83	1.8	10	12	19	2.16
Q000682		2.36	1.68	20.4	0.57	1385	<10	80	0.7	2	3.55	120.0	7	<1	305	4.02
Q000683		2.98	4.15	>100	0.45	1440	<10	30	<0.5	10	3.03	>1000	1	<1	4790	6.28
Q000684		2.32	1.00	27.0	0.54	531	<10	70	<0.5	<2	2.68	57.7	6	<1	350	3.54
Q000685		2.12	1.94	>100	0.48	1295	<10	50	<0.5	10	1.86	431	3	<1	1545	5.40
Q000686		2.25	0.47	5.0	0.56	640	<10	90	0.5	<2	0.77	24.9	6	1	48	2.70
Q000687		0.08	2.45	>100	0.31	1150	<10	10	<0.5	58	1.76	524	25	15	>10000	17.9
Q000688		2.14	0.11	1.4	0.52	2420	<10	90	0.5	<2	1.33	4.1	7	1	28	2.03
Q000689		2.37	0.09	0.7	0.52	5910	<10	90	0.6	<2	2.31	1.2	6	1	15	2.82
Q000690		2.22	0.57	4.0	0.52	906	<10	80	<0.5	<2	1.71	41.2	6	1	39	3.02
Q000691		2.21	1.04	58.3	0.50	1050	<10	70	<0.5	14	3.77	215	5	<1	1190	4.24
Q000692		2.27	0.32	4.9	0.54	849	<10	80	<0.5	<2	2.31	24.0	6	1	29	2.80
Q000693		2.11	0.16	3.0	0.50	714	<10	80	<0.5	<2	1.06	10.9	7	1	16	1.92
Q000694		2.22	0.15	2.2	0.56	844	<10	80	<0.5	<2	0.97	14.9	7	1	17	2.48
Q000695		2.51	1.54	43.5	0.52	1230	<10	50	0.6	4	3.70	912	3	<1	416	4.81
Q000696		<0.02	1.52	40.6	0.49	1150	<10	60	0.5	3	3.33	848	3	<1	393	4.40
Q000697		2.04	0.46	18.3	0.49	527	<10	70	<0.5	3	1.21	36.6	7	1	336	3.42
Q000698		2.29	1.84	>100	0.53	1200	<10	40	<0.5	13	1.14	282	4	<1	2240	5.71
Q000699		2.15	0.82	43.9	0.48	607	<10	60	<0.5	7	1.50	121.0	4	<1	965	4.67
Q000700		2.46	3.25	>100	0.45	1550	<10	40	<0.5	5	1.93	322	4	<1	1600	6.95

ALS Canada Ltd.
2103 Dollarton Hwy
North Vancouver BC V7H 0A7
Phone: 604 984 0221 Fax: 604 984 0218 www.alsglobal.com

To: **BRIXTON METALS CORPORATION**
#1411 - 409 GRANVILLE STREET
VANCOUVER BC V6C 1T2

Finalized Date: 24-OCT-2012
Account: BRIXMET

Project: Thorn

CERTIFICATE OF ANALYSIS WH12228842

Sample Description	Method	ME-ICP41	ME-ICP41	ME-ICP41	ME-ICP41	ME-ICP41	ME-ICP41	ME-ICP41	ME-ICP41	ME-ICP41	ME-ICP41	ME-ICP41	ME-ICP41	ME-ICP41	ME-ICP41	ME-ICP41
	Analyte	Ga	Hg	K	La	Mg	Mn	Mo	Na	Ni	P	Pb	S	Sb	Sc	Sr
	Units	ppm	ppm	%	ppm	%	ppm	ppm	%	ppm	ppm	ppm	%	ppm	ppm	ppm
	LOR	10	1	0.01	10	0.01	5	1	0.01	1	10	2	0.01	2	1	1
Q000661		<10	1	0.33	10	0.37	705	<1	0.06	1	740	991	4.40	121	1	173
Q000662		<10	1	0.38	10	0.26	512	<1	0.06	2	740	1020	4.09	70	1	140
Q000663		<10	<1	0.13	20	0.46	324	<1	0.27	26	2070	10	0.02	3	4	130
Q000664		<10	1	0.35	10	0.31	704	<1	0.06	2	760	655	3.05	54	1	155
Q000665		<10	<1	0.32	<10	0.17	512	<1	0.06	1	700	2500	3.95	221	1	121
Q000666		<10	<1	0.33	<10	0.10	272	<1	0.06	2	740	1465	3.73	72	1	106
Q000667		<10	1	0.32	10	0.19	570	<1	0.05	1	630	8430	6.42	951	1	111
Q000668		<10	1	0.34	<10	0.14	276	<1	0.06	5	760	2150	4.45	199	1	124
Q000669		10	3	0.07	<10	1.78	668	38	0.02	16	420	1020	>10.0	44	1	39
Q000670		<10	2	0.31	10	0.50	768	<1	0.06	1	660	>10000	8.09	1645	1	228
Q000671		<10	3	0.37	10	0.07	146	<1	0.06	1	680	5210	6.07	1110	1	100
Q000672		<10	3	0.32	10	0.14	318	<1	0.07	1	680	8490	8.76	1350	1	134
Q000673		<10	1	0.29	10	1.29	1345	<1	0.06	3	580	8950	5.56	987	2	460
Q000674		<10	1	0.32	10	0.98	841	<1	0.06	2	640	5720	4.33	794	1	453
Q000675		<10	1	0.31	10	0.95	813	<1	0.07	1	650	6170	4.58	903	1	442
Q000676		<10	1	0.31	10	0.89	1030	4	0.08	<1	580	9100	8.06	1540	1	430
Q000677		<10	1	0.30	10	0.34	734	4	0.07	2	810	702	2.04	25	1	209
Q000678		<10	<1	0.27	10	0.87	1975	5	0.07	2	780	417	1.99	25	1	360
Q000679		<10	1	0.31	10	0.53	683	9	0.08	3	790	8810	4.31	442	1	390
Q000680		<10	2	0.28	10	1.08	1010	2	0.06	1	590	>10000	10.00	1400	1	419
Q000681		<10	<1	0.08	10	0.40	279	<1	0.17	22	1560	79	0.03	7	3	88
Q000682		<10	1	0.32	10	0.92	699	<1	0.09	3	720	5530	4.67	271	2	645
Q000683		<10	3	0.27	10	1.15	1040	<1	0.06	<1	550	>10000	>10.0	5120	1	443
Q000684		<10	<1	0.31	20	0.78	410	<1	0.09	2	670	1675	4.04	295	1	658
Q000685		<10	1	0.30	10	0.50	475	1	0.08	2	660	>10000	8.09	1905	1	400
Q000686		<10	<1	0.35	20	0.10	245	4	0.07	3	790	448	3.12	42	1	209
Q000687		10	21	0.06	<10	0.78	382	36	<0.01	58	390	>10000	>10.0	240	1	35
Q000688		<10	<1	0.34	20	0.31	1790	<1	0.07	4	830	228	1.94	11	2	265
Q000689		<10	<1	0.34	10	0.64	3940	<1	0.07	3	800	85	2.55	10	2	322
Q000690		<10	<1	0.34	20	0.42	686	<1	0.07	4	720	390	3.39	44	1	372
Q000691		<10	1	0.30	10	1.34	766	1	0.08	2	660	5550	5.09	1235	1	810
Q000692		<10	<1	0.33	20	0.61	422	<1	0.08	3	800	667	3.04	40	1	495
Q000693		<10	<1	0.33	10	0.19	261	<1	0.08	4	810	389	2.14	24	1	253
Q000694		<10	<1	0.36	10	0.19	257	<1	0.08	4	820	295	2.81	21	1	236
Q000695		<10	2	0.28	10	1.52	711	<1	0.07	4	540	>10000	8.00	453	2	444
Q000696		<10	2	0.27	10	1.31	638	<1	0.07	4	530	9970	7.39	443	1	419
Q000697		<10	<1	0.29	10	0.37	246	1	0.09	4	540	731	3.94	229	1	266
Q000698		<10	1	0.32	10	0.40	288	1	0.08	1	680	4970	8.14	1815	1	214
Q000699		<10	<1	0.28	10	0.58	419	<1	0.07	<1	640	3490	5.73	968	1	273
Q000700		<10	1	0.27	10	0.77	562	2	0.07	<1	640	8700	9.94	1775	1	233

ALS Canada Ltd.
2103 Dollarton Hwy
North Vancouver BC V7H 0A7
Phone: 604 984 0221 Fax: 604 984 0218 www.alsglobal.com

To: **BRIXTON METALS CORPORATION**
#1411 - 409 GRANVILLE STREET
VANCOUVER BC V6C 1T2

Finalized Date: 24-OCT-2012
Account: BRIXMET

Project: Thorn

CERTIFICATE OF ANALYSIS WH12228842

Sample Description	Method	ME-ICP41	ME-ICP41	ME-ICP41	ME-ICP41	ME-ICP41	ME-ICP41	ME-ICP41	Cu-AA46	Pb-AA46	Zn-AA46	Ag-GRA21
	Analyte	Th	Ti	Tl	U	V	W	Zn	Cu	Pb	Zn	Ag
	Units	ppm	%	ppm	ppm	ppm	ppm	ppm	%	%	%	ppm
	LOR	20	0.01	10	10	1	10	2	0.001	0.001	0.001	5
Q000661		<20	<0.01	<10	<10	6	<10	6770				
Q000662		<20	<0.01	<10	<10	6	<10	6290				
Q000663		<20	0.17	<10	<10	58	<10	66				
Q000664		<20	<0.01	<10	<10	6	<10	1740				
Q000665		<20	<0.01	<10	<10	4	<10	3800				
Q000666		<20	<0.01	<10	<10	4	<10	2800				
Q000667		<20	<0.01	<10	<10	5	<10	8300				
Q000668		<20	<0.01	<10	<10	5	<10	5780				
Q000669		<20	<0.01	<10	10	8	<10	>10000	1.948		4.36	
Q000670		<20	<0.01	<10	<10	5	<10	>10000		1.355	1.980	
Q000671		<20	<0.01	<10	<10	5	<10	>10000			2.52	117
Q000672		<20	<0.01	<10	<10	4	<10	>10000			2.49	129
Q000673		<20	<0.01	<10	<10	7	10	>10000			1.250	105
Q000674		<20	<0.01	<10	<10	7	<10	9020				
Q000675		<20	<0.01	<10	<10	7	<10	9270				
Q000676		<20	<0.01	<10	<10	5	10	>10000			0.997	145
Q000677		<20	<0.01	<10	<10	4	<10	1030				
Q000678		<20	<0.01	<10	<10	5	<10	939				
Q000679		<20	<0.01	<10	<10	5	<10	4990				
Q000680		<20	<0.01	<10	<10	6	<10	>10000		3.21	3.44	
Q000681		<20	0.14	<10	<10	46	<10	107				
Q000682		<20	<0.01	<10	<10	6	<10	5810				
Q000683		<20	<0.01	<10	10	6	10	>10000		4.72	5.31	191
Q000684		<20	<0.01	<10	<10	5	<10	2440				
Q000685		<20	<0.01	<10	<10	5	<10	>10000		3.35	1.635	110
Q000686		<20	<0.01	<10	<10	5	<10	1820				
Q000687		<20	<0.01	30	<10	17	<10	>10000	1.228	1.535	8.91	150
Q000688		<20	<0.01	<10	<10	6	<10	357				
Q000689		<20	<0.01	<10	<10	9	<10	109				
Q000690		<20	<0.01	10	<10	5	<10	2980				
Q000691		<20	<0.01	<10	<10	6	<10	>10000			0.999	
Q000692		<20	<0.01	<10	<10	5	<10	2320				
Q000693		<20	<0.01	<10	<10	4	<10	1230				
Q000694		<20	<0.01	<10	<10	5	<10	1680				
Q000695		<20	<0.01	10	<10	9	10	>10000		1.070	4.33	
Q000696		<20	<0.01	10	<10	8	<10	>10000			4.38	
Q000697		<20	<0.01	<10	<10	4	<10	2410				
Q000698		<20	<0.01	<10	<10	5	<10	>10000			1.745	103
Q000699		<20	<0.01	<10	<10	5	<10	8870				
Q000700		<20	<0.01	<10	<10	9	<10	>10000			2.32	101

ALS Canada Ltd.
2103 Dollarton Hwy
North Vancouver BC V7H 0A7
Phone: 604 984 0221 Fax: 604 984 0218 www.alsglobal.com

To: **BRIXTON METALS CORPORATION**
#1411 - 409 GRANVILLE STREET
VANCOUVER BC V6C 1T2

Finalized Date: 24-OCT-2012
Account: BRIXMET

Project: Thorn

CERTIFICATE OF ANALYSIS WH12228842

Sample Description	Method	WEI-21	Au-AA25	ME-ICP41	ME-ICP41	ME-ICP41	ME-ICP41	ME-ICP41	ME-ICP41	ME-ICP41	ME-ICP41	ME-ICP41	ME-ICP41	ME-ICP41	ME-ICP41	ME-ICP41
	Analyte	Recvd Wt.	Au	Ag	Al	As	B	Ba	Be	Bi	Ca	Cd	Co	Cr	Cu	Fe
	Units	kg	ppm	ppm	%	ppm	ppm	ppm	ppm	ppm	%	ppm	ppm	ppm	ppm	%
	LOR	0.02	0.01	0.2	0.01	2	10	10	0.5	2	0.01	0.5	1	1	1	0.01
Q000701		2.21	2.73	>100	0.45	1845	<10	10	<0.5	12	0.81	230	4	1	1905	7.31
Q000702		2.11	0.70	49.0	0.50	2360	<10	10	<0.5	13	0.54	13.4	6	1	1405	6.07
Q000703		0.29	0.01	1.0	0.61	18	<10	90	<0.5	<2	0.87	0.9	11	12	31	2.34
Q000704		2.96	0.22	5.3	0.51	5730	<10	20	<0.5	<2	0.90	17.2	6	1	111	4.57
Q000705		1.73	0.06	1.9	0.49	4590	<10	80	0.5	<2	1.21	6.6	7	1	18	2.52
Q000706		2.17	0.24	4.8	0.53	2570	<10	20	0.5	<2	1.28	38.6	6	1	125	3.26
Q000707		0.10	0.54	61.8	0.73	150	<10	20	<0.5	7	1.63	227	<1	13	>10000	11.85
Q000708		2.49	1.45	90.0	0.51	1395	<10	30	0.5	12	1.90	112.5	6	1	864	6.82
Q000709		2.33	1.11	>100	0.47	1660	<10	30	<0.5	23	1.59	45.9	5	<1	1495	8.34
Q000710		2.46	0.51	63.2	0.48	1335	<10	70	0.5	11	1.42	24.5	6	1	684	5.53
Q000711		2.61	0.95	66.1	0.54	1090	<10	40	<0.5	9	1.21	69.4	7	1	665	5.85
Q000712		1.83	3.33	>100	0.42	2080	<10	20	<0.5	16	1.51	291	4	<1	1550	9.10
Q000713		2.87	1.51	>100	0.47	1390	<10	20	<0.5	13	0.84	571	5	1	1055	6.54
Q000714		2.45	1.11	96.5	0.48	1420	<10	40	<0.5	13	0.62	189.0	7	1	815	6.07
Q000715		<0.02	1.11	98.3	0.43	1435	<10	30	<0.5	14	0.54	188.5	6	1	786	6.11
Q000716		2.37	1.26	>100	0.48	1580	<10	20	0.5	13	0.37	246	7	1	1010	6.40
Q000717		2.12	1.58	>100	0.44	1410	<10	30	<0.5	17	0.51	245	6	1	1555	6.63
Q000718		2.36	1.83	>100	0.44	1355	<10	60	<0.5	17	1.13	411	6	<1	1810	6.51
Q000719		2.34	1.34	97.4	0.47	1370	<10	30	0.5	15	1.70	271	6	1	2170	6.45
Q000720		2.59	1.14	91.8	0.51	1305	<10	60	0.5	12	1.40	201	6	1	3020	5.33
Q000721		2.51	0.49	25.2	0.45	746	<10	40	<0.5	3	0.90	110.5	6	1	739	3.02
Q000722		0.38	<0.01	0.3	0.46	6	<10	60	<0.5	<2	0.71	0.8	11	11	21	1.98
Q000723		2.12	0.50	24.0	0.46	1360	<10	60	<0.5	3	0.39	165.0	5	1	372	3.48
Q000724		2.18	0.41	22.4	0.46	950	<10	70	<0.5	2	0.35	287	5	1	213	3.86
Q000725		2.28	0.07	1.3	0.64	4730	<10	100	<0.5	<2	1.93	16.5	6	1	20	3.92
Q000726		2.27	1.06	78.4	0.49	3820	<10	20	<0.5	11	0.90	130.5	7	1	1415	9.27
Q000727		2.11	1.52	>100	0.46	1700	<10	20	<0.5	10	0.87	78.3	7	1	2560	6.76
Q000728		2.52	1.76	68.8	0.45	2090	<10	20	<0.5	12	0.79	59.2	6	<1	1885	6.08
Q000729		0.08	2.10	>100	0.28	1125	<10	10	<0.5	49	1.70	489	23	15	>10000	17.1
Q000730		2.31	0.96	34.8	0.53	1230	<10	60	0.5	9	1.29	38.2	6	1	850	3.84
Q000731		2.31	0.61	12.6	0.50	1420	<10	70	0.5	4	0.85	16.3	6	1	530	3.31
Q000732		2.35	3.49	90.8	0.46	2550	<10	20	<0.5	38	0.65	114.5	6	1	3020	7.42
Q000733		2.50	3.46	>100	0.46	2170	<10	30	<0.5	36	0.64	45.4	6	1	3620	6.54
Q000734		2.42	3.33	81.1	0.49	3450	<10	20	<0.5	43	1.78	64.8	5	<1	2740	9.82
Q000735		2.47	0.90	9.0	0.68	1580	<10	30	<0.5	6	0.61	27.7	6	1	654	3.11
Q000736		2.24	3.98	90.2	0.62	1210	<10	20	0.5	22	1.70	72.0	4	<1	3290	5.48
Q000737		<0.02	4.02	86.7	0.67	1355	<10	20	0.5	23	1.82	79.2	5	<1	3410	5.97
Q000738		2.10	0.26	2.5	0.92	491	<10	50	<0.5	<2	1.11	14.3	6	1	43	2.50
Q000739		2.40	0.05	1.0	0.98	1055	<10	150	<0.5	<2	1.49	6.3	4	1	19	2.42
Q000740		2.18	0.07	1.8	1.08	630	<10	150	<0.5	<2	1.68	23.2	6	1	68	3.46

ALS Canada Ltd.
2103 Dollarton Hwy
North Vancouver BC V7H 0A7
Phone: 604 984 0221 Fax: 604 984 0218 www.alsglobal.com

To: **BRIXTON METALS CORPORATION**
#1411 - 409 GRANVILLE STREET
VANCOUVER BC V6C 1T2

Finalized Date: 24-OCT-2012
Account: BRIXMET

Project: Thorn

CERTIFICATE OF ANALYSIS WH12228842

Sample Description	Method	ME-ICP41	ME-ICP41	ME-ICP41	ME-ICP41	ME-ICP41	ME-ICP41	ME-ICP41	ME-ICP41	ME-ICP41	ME-ICP41	ME-ICP41	ME-ICP41	ME-ICP41	ME-ICP41	ME-ICP41
	Analyte	Ga	Hg	K	La	Mg	Mn	Mo	Na	Ni	P	Pb	S	Sb	Sc	Sr
	Units	ppm	ppm	%	ppm	%	ppm	ppm	%	ppm	ppm	ppm	%	ppm	ppm	ppm
	LOR	10	1	0.01	10	0.01	5	1	0.01	1	10	2	0.01	2	1	1
Q000701		<10	1	0.28	10	0.27	383	3	0.07	2	650	9610	>10.0	1910	1	137
Q000702		<10	<1	0.33	10	0.15	273	8	0.07	6	630	826	7.47	757	1	105
Q000703		<10	<1	0.08	10	0.42	280	<1	0.18	24	1730	47	0.08	22	3	85
Q000704		<10	<1	0.33	10	0.26	394	1	0.08	2	770	429	4.81	75	1	150
Q000705		<10	<1	0.33	10	0.32	526	<1	0.09	2	910	152	2.25	24	1	212
Q000706		<10	1	0.33	10	0.33	609	1	0.08	1	850	545	3.48	127	1	208
Q000707		10	4	0.07	<10	1.69	623	34	0.02	15	390	958	>10.0	42	1	36
Q000708		<10	1	0.31	10	0.67	768	2	0.09	4	700	2730	8.56	642	1	260
Q000709		<10	<1	0.28	10	0.56	570	3	0.08	2	560	4750	>10.0	1245	1	253
Q000710		<10	<1	0.29	10	0.51	485	4	0.08	3	500	1830	6.63	549	1	270
Q000711		<10	1	0.34	10	0.42	514	3	0.07	5	700	2890	7.29	571	1	221
Q000712		<10	1	0.26	10	0.56	737	3	0.06	2	500	8040	>10.0	1355	1	306
Q000713		<10	2	0.30	10	0.23	412	2	0.06	3	580	>10000	9.32	836	1	235
Q000714		<10	1	0.30	10	0.09	215	2	0.07	4	740	>10000	8.13	549	1	154
Q000715		<10	1	0.27	10	0.09	195	2	0.06	3	720	>10000	8.25	569	1	146
Q000716		<10	1	0.30	10	0.10	160	3	0.07	4	700	>10000	8.61	567	1	124
Q000717		<10	1	0.28	10	0.15	213	4	0.07	4	610	6610	8.81	872	1	117
Q000718		<10	1	0.27	10	0.42	419	2	0.07	3	610	>10000	8.99	1490	1	190
Q000719		<10	1	0.28	10	0.65	616	2	0.07	3	700	>10000	8.45	1390	1	264
Q000720		<10	1	0.31	10	0.51	544	3	0.08	3	690	6100	6.79	1650	1	224
Q000721		<10	1	0.29	10	0.27	406	2	0.06	5	780	1880	3.62	425	1	195
Q000722		<10	<1	0.08	10	0.49	266	<1	0.13	26	1580	33	0.03	8	2	69
Q000723		<10	1	0.29	10	0.09	145	<1	0.06	2	760	2750	4.35	193	1	118
Q000724		<10	1	0.29	10	0.06	171	<1	0.07	2	940	5040	5.19	110	1	128
Q000725		<10	<1	0.26	10	0.86	3350	<1	0.08	5	780	178	3.79	13	2	345
Q000726		<10	1	0.29	10	0.29	761	1	0.07	3	750	7000	>10.0	788	1	199
Q000727		<10	1	0.28	10	0.28	445	2	0.07	4	640	6130	8.95	1345	1	194
Q000728		<10	1	0.28	10	0.24	350	2	0.07	3	660	5090	7.93	934	1	190
Q000729		10	20	0.05	<10	0.74	382	35	<0.01	55	380	>10000	>10.0	246	<1	35
Q000730		<10	1	0.31	10	0.41	679	1	0.08	2	750	2490	4.41	400	1	299
Q000731		<10	<1	0.29	10	0.24	560	1	0.08	2	840	387	3.75	230	1	225
Q000732		<10	1	0.28	10	0.18	366	1	0.07	1	690	>10000	>10.0	1370	1	148
Q000733		<10	1	0.30	10	0.18	320	2	0.06	2	690	3820	8.53	1630	1	148
Q000734		<10	1	0.28	10	0.64	1265	2	0.06	<1	580	>10000	>10.0	1285	1	276
Q000735		<10	<1	0.31	10	0.31	474	1	0.07	2	830	510	3.24	186	1	133
Q000736		<10	1	0.32	10	0.57	1895	2	0.08	<1	730	6350	6.38	1130	1	296
Q000737		<10	1	0.35	10	0.60	2000	2	0.09	<1	800	6490	6.94	1100	1	311
Q000738		<10	<1	0.29	10	0.59	1410	<1	0.07	2	790	528	1.69	20	1	351
Q000739		<10	1	0.28	10	0.68	3460	<1	0.07	2	770	156	1.10	13	1	201
Q000740		<10	1	0.28	10	0.80	4180	2	0.08	2	870	300	2.20	26	2	300

ALS Canada Ltd.
2103 Dollarton Hwy
North Vancouver BC V7H 0A7
Phone: 604 984 0221 Fax: 604 984 0218 www.alsglobal.com

To: **BRIXTON METALS CORPORATION**
#1411 - 409 GRANVILLE STREET
VANCOUVER BC V6C 1T2

Finalized Date: 24-OCT-2012
Account: BRIXMET

Project: Thorn

CERTIFICATE OF ANALYSIS WH12228842

Sample Description	Method	ME-ICP41	ME-ICP41	ME-ICP41	ME-ICP41	ME-ICP41	ME-ICP41	ME-ICP41	Cu-AA46	Pb-AA46	Zn-AA46	Ag-GRA21
	Analyte	Th	Ti	Tl	U	V	W	Zn	Cu	Pb	Zn	Ag
	Units	ppm	%	ppm	ppm	ppm	ppm	ppm	%	%	%	ppm
	LOR	20	0.01	10	10	1	10	2	0.001	0.001	0.001	5
Q000701		<20	<0.01	<10	<10	5	10	>10000			2.03	129
Q000702		<20	<0.01	<10	<10	6	<10	1440				
Q000703		<20	0.13	<10	<10	49	<10	93				
Q000704		<20	<0.01	<10	<10	6	<10	1980				
Q000705		<20	<0.01	<10	<10	5	<10	805				
Q000706		<20	<0.01	<10	<10	5	<10	3520				
Q000707		<20	<0.01	<10	<10	8	<10	>10000	1.948		4.38	
Q000708		<20	<0.01	10	<10	6	<10	>10000			0.978	
Q000709		<20	<0.01	10	<10	5	<10	4620				136
Q000710		<20	<0.01	<10	<10	6	<10	1890				
Q000711		<20	<0.01	<10	<10	7	<10	4540				
Q000712		<20	<0.01	20	<10	6	<10	>10000			1.600	160
Q000713		<20	<0.01	10	<10	5	<10	>10000		0.949	1.850	101
Q000714		<20	<0.01	<10	<10	5	<10	6090		1.445		
Q000715		<20	<0.01	<10	<10	5	<10	5930		1.515		
Q000716		<20	<0.01	<10	<10	5	<10	7750		1.295		123
Q000717		<20	<0.01	<10	<10	5	<10	6930				119
Q000718		<20	<0.01	<10	<10	5	<10	>10000		2.06	1.100	120
Q000719		<20	<0.01	10	<10	6	<10	7130		1.355		
Q000720		<20	<0.01	<10	<10	6	<10	5070				
Q000721		<20	<0.01	10	<10	5	<10	3370				
Q000722		<20	0.10	<10	<10	48	<10	56				
Q000723		<20	<0.01	10	<10	4	<10	6220				
Q000724		<20	<0.01	10	<10	4	<10	>10000			1.195	
Q000725		<20	<0.01	<10	<10	9	<10	1310				
Q000726		<20	<0.01	<10	<10	6	<10	7160				
Q000727		<20	<0.01	10	<10	5	<10	3550				104
Q000728		<20	<0.01	10	<10	5	<10	2920				
Q000729		<20	<0.01	30	10	15	20	>10000	1.215	1.535	8.97	159
Q000730		<20	<0.01	<10	<10	6	<10	2540				
Q000731		<20	<0.01	<10	<10	6	<10	1200				
Q000732		<20	<0.01	<10	<10	5	<10	7300		1.220		
Q000733		<20	<0.01	<10	<10	5	<10	2170				94
Q000734		<20	<0.01	<10	10	7	<10	2830		1.410		
Q000735		<20	<0.01	<10	<10	8	<10	2020				
Q000736		<20	<0.01	<10	<10	7	<10	5000				
Q000737		<20	<0.01	<10	<10	8	<10	5710				
Q000738		<20	<0.01	<10	<10	13	<10	1670				
Q000739		<20	<0.01	10	10	13	<10	852				
Q000740		<20	<0.01	<10	10	16	<10	2380				

ALS Canada Ltd.
2103 Dollarton Hwy
North Vancouver BC V7H 0A7
Phone: 604 984 0221 Fax: 604 984 0218 www.alsglobal.com

To: **BRIXTON METALS CORPORATION**
#1411 - 409 GRANVILLE STREET
VANCOUVER BC V6C 1T2

Finalized Date: 24-OCT-2012
Account: BRIXMET

Project: Thorn

CERTIFICATE OF ANALYSIS WH12228842

Sample Description	Method	WEI-21	Au-AA25	ME-ICP41	ME-ICP41	ME-ICP41	ME-ICP41	ME-ICP41	ME-ICP41	ME-ICP41	ME-ICP41	ME-ICP41	ME-ICP41	ME-ICP41	ME-ICP41	ME-ICP41
	Analyte	Recvd Wt.	Au	Ag	Al	As	B	Ba	Be	Bi	Ca	Cd	Co	Cr	Cu	Fe
	Units	kg	ppm	ppm	%	ppm	ppm	ppm	ppm	ppm	%	ppm	ppm	ppm	ppm	%
	LOR	0.02	0.01	0.2	0.01	2	10	10	0.5	2	0.01	0.5	1	1	1	0.01
Q000741		2.25	0.07	2.8	1.12	273	<10	110	<0.5	<2	0.84	43.7	6	2	89	3.41
Q000742		2.45	0.04	1.1	1.06	220	<10	120	<0.5	<2	1.18	14.5	6	1	18	2.89
Q000743		2.20	0.03	1.3	1.23	647	<10	100	<0.5	<2	1.22	25.7	5	2	31	3.21
Q000744		0.33	<0.01	<0.2	0.58	4	<10	70	<0.5	<2	0.81	<0.5	10	11	15	1.99
Q000745		2.39	0.03	1.0	1.20	491	<10	100	<0.5	<2	1.07	14.8	5	1	21	3.00
Q000746		2.03	0.01	0.8	1.16	268	<10	160	<0.5	<2	1.13	6.5	6	1	19	2.64
Q000747		2.30	0.04	1.7	1.12	859	<10	110	<0.5	<2	0.95	47.0	5	1	47	3.02
Q000748		2.20	0.02	1.1	1.10	320	<10	140	<0.5	<2	0.91	10.4	5	1	19	2.69
Q000749		2.28	0.03	4.6	1.62	302	<10	140	<0.5	<2	1.74	61.8	6	1	65	3.70
Q000750		0.12	0.54	64.8	0.74	147	<10	20	<0.5	13	1.65	227	<1	14	>10000	11.90
Q000751		2.13	0.01	1.3	1.12	1065	<10	150	<0.5	<2	1.06	12.1	6	1	50	3.07
Q000752		2.20	0.02	2.2	0.99	321	<10	120	<0.5	<2	0.93	21.6	6	3	29	2.77
Q000753		2.18	0.02	2.0	0.85	225	<10	130	<0.5	<2	1.45	26.9	5	1	26	2.50
Q000754		2.01	0.03	2.0	1.23	538	<10	120	<0.5	<2	1.20	43.6	6	2	29	3.35
Q000755		2.39	0.02	0.7	1.01	251	<10	140	<0.5	<2	1.16	8.8	5	1	13	2.37
Q000756		2.39	<0.01	0.3	0.98	92	<10	160	<0.5	<2	1.57	2.8	3	1	9	2.14
Q000757		2.58	0.06	3.0	1.24	860	<10	30	0.5	<2	1.06	79.6	6	1	30	4.57
Q000758		<0.02	0.06	3.2	1.27	814	<10	40	0.5	2	1.04	77.7	6	1	31	4.68
Q000759		2.55	0.02	1.3	0.91	321	<10	60	0.5	<2	0.97	27.6	6	1	15	3.10
Q000760		2.09	0.01	0.9	1.12	330	<10	130	<0.5	<2	0.74	10.1	5	1	14	2.86
Q000761		1.81	<0.01	0.8	1.33	210	<10	160	<0.5	<2	0.79	8.0	6	1	15	3.13
Q000762		2.26	<0.01	0.5	1.14	178	<10	130	<0.5	<2	1.10	6.5	5	2	10	3.01
Q000763		0.32	<0.01	<0.2	0.68	2	<10	80	<0.5	<2	1.01	<0.5	14	13	17	2.86
Q000764		2.89	<0.01	0.5	1.02	204	<10	160	<0.5	<2	1.37	7.6	5	1	10	2.86
Q000765		1.94	<0.01	0.3	1.42	41	<10	150	<0.5	<2	1.80	0.8	5	1	9	2.78
Q000766		2.25	<0.01	0.2	1.36	27	<10	150	<0.5	<2	1.69	0.9	5	1	8	2.68
Q000767		2.30	0.01	1.0	1.33	108	<10	150	0.5	<2	1.66	6.2	6	1	20	2.85
Q000768		2.27	0.01	1.1	1.35	251	<10	170	0.5	2	1.58	8.8	5	2	14	2.96
Q000769		2.30	<0.01	0.5	1.31	32	<10	180	0.5	<2	2.02	1.5	4	2	15	2.32
Q000770		0.08	2.09	>100	0.30	1115	<10	10	<0.5	50	1.72	513	24	15	>10000	17.3
Q000771		2.31	<0.01	0.4	1.58	31	<10	180	0.5	<2	2.18	2.8	6	1	32	2.70
Q000772		2.26	<0.01	<0.2	1.49	13	<10	170	0.5	<2	1.99	0.6	5	1	10	2.60
Q000773		2.28	<0.01	0.3	1.38	47	<10	170	0.5	<2	1.74	<0.5	6	2	10	2.38
Q000774		2.01	0.07	1.7	0.71	1775	<10	100	0.7	2	1.68	12.9	6	1	19	3.81
Q000775		<0.02	0.08	1.8	0.73	1925	<10	100	0.7	<2	1.71	14.6	5	1	20	3.94
Q000776		2.12	0.04	2.0	0.50	1755	<10	120	0.5	2	1.58	25.9	5	1	14	3.08
Q000777		2.24	0.01	0.8	0.80	850	<10	130	0.6	<2	1.21	5.5	4	1	9	2.57
Q000778		3.28	0.03	0.8	0.92	1780	<10	120	0.6	<2	1.34	4.7	6	1	11	3.11

ALS Canada Ltd.
2103 Dollarton Hwy
North Vancouver BC V7H 0A7
Phone: 604 984 0221 Fax: 604 984 0218 www.alsglobal.com

To: **BRIXTON METALS CORPORATION**
#1411 - 409 GRANVILLE STREET
VANCOUVER BC V6C 1T2

Finalized Date: 24-OCT-2012
Account: BRIXMET

Project: Thorn

CERTIFICATE OF ANALYSIS WH12228842

Sample Description	Method	ME-ICP41	ME-ICP41	ME-ICP41	ME-ICP41	ME-ICP41	ME-ICP41	ME-ICP41	ME-ICP41	ME-ICP41	ME-ICP41	ME-ICP41	ME-ICP41	ME-ICP41	ME-ICP41	ME-ICP41
	Analyte	Ga	Hg	K	La	Mg	Mn	Mo	Na	Ni	P	Pb	S	Sb	Sc	Sr
	Units	ppm	ppm	%	ppm	%	ppm	ppm	%	ppm	ppm	ppm	%	ppm	ppm	ppm
	LOR	10	1	0.01	10	0.01	5	1	0.01	1	10	2	0.01	2	1	1
Q000741		<10	<1	0.29	10	0.66	1500	1	0.09	1	860	360	2.73	39	1	176
Q000742		<10	1	0.26	10	0.67	1360	1	0.08	2	830	263	2.05	7	1	224
Q000743		<10	1	0.26	10	0.76	3080	<1	0.07	1	760	195	2.03	14	2	229
Q000744		<10	<1	0.07	10	0.31	266	<1	0.16	22	1670	10	0.01	<2	3	85
Q000745		<10	<1	0.26	10	0.72	2070	1	0.07	2	770	216	1.63	13	1	203
Q000746		<10	<1	0.29	10	0.57	2020	<1	0.07	1	780	141	1.45	13	1	225
Q000747		<10	1	0.27	10	0.56	1675	1	0.07	1	780	369	2.15	24	1	194
Q000748		<10	<1	0.29	10	0.54	1190	<1	0.08	1	790	255	1.82	15	1	189
Q000749		<10	1	0.26	10	1.22	1755	2	0.07	2	690	1355	2.13	46	2	271
Q000750		10	3	0.07	<10	1.75	646	34	0.02	16	420	996	>10.0	43	1	39
Q000751		<10	1	0.28	10	0.52	1725	1	0.08	2	870	311	2.20	19	1	229
Q000752		<10	<1	0.28	10	0.51	1640	<1	0.08	2	820	475	2.09	19	1	171
Q000753		<10	1	0.26	10	0.61	2680	1	0.07	1	750	307	1.67	20	1	220
Q000754		<10	1	0.28	10	0.69	3550	1	0.08	2	820	433	2.25	16	2	197
Q000755		<10	<1	0.27	10	0.51	7960	1	0.07	1	760	161	1.20	11	2	182
Q000756		<10	<1	0.26	10	0.53	11800	<1	0.07	1	800	80	0.80	7	2	323
Q000757		<10	1	0.29	10	0.75	3790	2	0.08	3	770	697	3.91	20	2	279
Q000758		<10	<1	0.29	10	0.76	3730	3	0.08	2	780	685	4.05	21	2	305
Q000759		<10	1	0.31	10	0.50	5030	1	0.08	2	800	387	2.29	11	2	153
Q000760		<10	<1	0.30	10	0.52	5050	<1	0.08	2	810	200	1.44	11	2	126
Q000761		<10	<1	0.28	10	0.58	7810	<1	0.08	2	850	162	1.06	12	2	121
Q000762		<10	<1	0.27	10	0.61	6490	1	0.08	2	820	103	1.46	7	2	164
Q000763		<10	<1	0.10	20	0.61	372	<1	0.20	32	2110	5	0.02	2	4	94
Q000764		<10	<1	0.26	10	0.64	5100	<1	0.08	1	780	90	1.55	6	2	169
Q000765		10	<1	0.26	10	0.94	3960	<1	0.08	1	800	39	0.61	6	2	234
Q000766		<10	<1	0.26	10	0.78	5050	<1	0.08	1	820	40	0.59	6	2	214
Q000767		<10	<1	0.28	10	0.73	4180	<1	0.08	2	840	95	0.90	14	2	225
Q000768		<10	<1	0.30	10	0.69	4200	<1	0.09	2	860	124	1.16	9	2	220
Q000769		<10	<1	0.29	10	0.77	4300	<1	0.08	1	820	41	0.40	10	2	244
Q000770		10	20	0.06	<10	0.77	381	35	<0.01	55	380	>10000	>10.0	233	1	33
Q000771		10	<1	0.31	20	0.97	2290	<1	0.08	2	840	58	0.44	9	2	326
Q000772		<10	<1	0.29	20	0.93	2760	<1	0.07	1	800	29	0.37	6	2	419
Q000773		<10	<1	0.31	10	0.91	4290	<1	0.08	2	780	33	0.49	8	2	252
Q000774		<10	<1	0.28	10	0.72	5670	4	0.10	2	730	271	2.95	14	2	197
Q000775		<10	<1	0.30	10	0.73	5680	6	0.10	2	720	290	3.12	13	2	201
Q000776		<10	<1	0.30	10	0.41	2850	<1	0.10	2	760	422	2.88	12	2	8110
Q000777		<10	1	0.31	10	0.49	7530	<1	0.10	1	850	171	1.33	10	2	236
Q000778		<10	<1	0.31	10	0.75	2950	1	0.09	2	790	138	2.27	12	1	275

ALS Canada Ltd.
2103 Dollarton Hwy
North Vancouver BC V7H 0A7
Phone: 604 984 0221 Fax: 604 984 0218 www.alsglobal.com

To: **BRIXTON METALS CORPORATION**
#1411 - 409 GRANVILLE STREET
VANCOUVER BC V6C 1T2

Finalized Date: 24-OCT-2012
Account: BRIXMET

Project: Thorn

CERTIFICATE OF ANALYSIS WH12228842

Sample Description	Method	ME-ICP41	ME-ICP41	ME-ICP41	ME-ICP41	ME-ICP41	ME-ICP41	ME-ICP41	Cu-AA46	Pb-AA46	Zn-AA46	Ag-GRA21
	Analyte	Th	Ti	Tl	U	V	W	Zn	Cu	Pb	Zn	Ag
	Units	ppm	%	ppm	ppm	ppm	ppm	ppm	%	%	%	ppm
	LOR	20	0.01	10	10	1	10	2	0.001	0.001	0.001	5
Q000741		<20	<0.01	<10	<10	15	<10	3850				
Q000742		<20	<0.01	<10	<10	13	<10	2050				
Q000743		<20	<0.01	<10	10	17	<10	2780				
Q000744		<20	0.13	<10	<10	43	<10	47				
Q000745		<20	<0.01	<10	<10	16	<10	1870				
Q000746		<20	<0.01	<10	<10	15	<10	989				
Q000747		<20	<0.01	<10	<10	15	<10	3780				
Q000748		<20	<0.01	<10	<10	14	<10	1690				
Q000749		<20	<0.01	<10	<10	18	<10	3640				
Q000750		<20	<0.01	<10	10	8	<10	>10000	1.931		4.35	
Q000751		<20	<0.01	<10	<10	14	<10	1850				
Q000752		<20	<0.01	<10	<10	12	<10	2110				
Q000753		<20	<0.01	<10	<10	11	<10	1950				
Q000754		<20	<0.01	<10	10	15	<10	3130				
Q000755		<20	<0.01	<10	10	14	<10	1230				
Q000756		<20	<0.01	<10	20	13	<10	493				
Q000757		<20	<0.01	<10	<10	16	<10	8020				
Q000758		<20	<0.01	<10	<10	16	<10	7780				
Q000759		<20	<0.01	<10	<10	12	<10	2800				
Q000760		<20	<0.01	<10	<10	16	<10	1740				
Q000761		<20	<0.01	<10	<10	19	<10	1760				
Q000762		<20	<0.01	<10	<10	18	<10	1070				
Q000763		<20	0.14	<10	<10	65	<10	55				
Q000764		<20	<0.01	<10	<10	15	<10	1120				
Q000765		<20	<0.01	<10	<10	19	<10	241				
Q000766		<20	<0.01	<10	<10	19	<10	284				
Q000767		<20	<0.01	<10	<10	18	<10	874				
Q000768		<20	<0.01	<10	<10	19	<10	1080				
Q000769		<20	<0.01	<10	<10	18	<10	268				
Q000770		<20	<0.01	30	<10	16	<10	>10000	1.225	1.500	8.97	158
Q000771		<20	<0.01	<10	<10	24	<10	341				
Q000772		<20	<0.01	<10	<10	23	<10	179				
Q000773		<20	<0.01	<10	<10	19	<10	153				
Q000774		<20	<0.01	<10	<10	8	<10	1930				
Q000775		<20	<0.01	<10	<10	8	<10	2060				
Q000776		30	<0.01	<10	<10	7	<10	2610				
Q000777		<20	<0.01	<10	<10	11	<10	1570				
Q000778		<20	<0.01	<10	<10	11	<10	775				

ALS Canada Ltd.

2103 Dollarton Hwy
North Vancouver BC V7H 0A7
Phone: 604 984 0221 Fax: 604 984 0218 www.alsglobal.com

To: **BRIXTON METALS CORPORATION**
#1411 - 409 GRANVILLE STREET
VANCOUVER BC V6C 1T2

Finalized Date: 22-OCT-2012
This copy reported on
23-OCT-2012
Account: BRIXMET

CERTIFICATE WH12228843

Project: Thorn

P.O. No.:

This report is for 25 Pulp samples submitted to our lab in Whitehorse, YT, Canada on 11-OCT-2012.

The following have access to data associated with this certificate:

SORIN POSESCU	GARY THOMPSON	

SAMPLE PREPARATION

ALS CODE	DESCRIPTION
WEI-21	Received Sample Weight
LOG-23	Pulp Login - Rcvd with Barcode

ANALYTICAL PROCEDURES

ALS CODE	DESCRIPTION	INSTRUMENT
ME-ICP41	35 Element Aqua Regia ICP-AES	ICP-AES
Cu-AA46	Ore grade Cu - aqua regia/AA	AAS
Pb-AA46	Ore grade Pb - aqua regia/AA	AAS
Zn-AA46	Ore grade Zn - aqua regia/AA	AAS
Ag-GRA21	Ag 30g FA-GRAV finish	WST-SIM
Au-AA25	Ore Grade Au 30g FA AA finish	AAS

To: **BRIXTON METALS CORPORATION**
ATTN: SORIN POSESCU
#1411 - 409 GRANVILLE STREET
VANCOUVER BC V6C 1T2

This is the Final Report and supersedes any preliminary report with this certificate number. Results apply to samples as submitted. All pages of this report have been checked and approved for release.

***** See Appendix Page for comments regarding this certificate *****

Signature:

Colin Ramshaw, Vancouver Laboratory Manager

ALS Canada Ltd.
2103 Dollarton Hwy
North Vancouver BC V7H 0A7
Phone: 604 984 0221 Fax: 604 984 0218 www.alsglobal.com

To: **BRIXTON METALS CORPORATION**
#1411 - 409 GRANVILLE STREET
VANCOUVER BC V6C 1T2

Finalized Date: 22-OCT-2012
Account: BRIXMET

Project: Thorn

CERTIFICATE OF ANALYSIS WH12228843

Sample Description	Method	WEI-21	Au-AA25	ME-ICP41	ME-ICP41	ME-ICP41	ME-ICP41	ME-ICP41	ME-ICP41	ME-ICP41	ME-ICP41	ME-ICP41	ME-ICP41	ME-ICP41	ME-ICP41	ME-ICP41
	Analyte	Recvd Wt.	Au	Ag	Al	As	B	Ba	Be	Bi	Ca	Cd	Co	Cr	Cu	Fe
	Units	kg	ppm	ppm	%	ppm	ppm	ppm	ppm	ppm	%	ppm	ppm	ppm	ppm	%
	LOR	0.02	0.01	0.2	0.01	2	10	10	0.5	2	0.01	0.5	1	1	1	0.01
Q001976		0.08	2.32	>100	0.32	1145	<10	<10	<0.5	47	1.83	500	26	15	>10000	17.8
Q001977		0.08	2.17	>100	0.32	1140	<10	<10	<0.5	44	1.83	505	25	15	>10000	17.8
Q001978		0.08	2.10	>100	0.31	1145	<10	<10	<0.5	54	1.84	497	26	15	>10000	17.6
Q001979		0.08	2.21	>100	0.31	1130	<10	<10	<0.5	36	1.82	496	25	15	>10000	17.5
Q001980		0.08	2.17	>100	0.30	1100	<10	<10	<0.5	43	1.75	477	24	14	>10000	17.0
Q001981		0.08	2.10	>100	0.30	1115	<10	<10	<0.5	46	1.77	483	25	15	>10000	17.2
Q001982		0.08	2.19	>100	0.31	1115	<10	<10	<0.5	42	1.78	490	25	15	>10000	17.3
Q001983		0.08	2.21	>100	0.31	1120	<10	<10	<0.5	53	1.80	488	24	15	>10000	17.2
Q001984		0.08	2.21	>100	0.31	1135	<10	<10	<0.5	36	1.81	488	25	15	>10000	17.5
Q001985		0.08	NSS	>100	0.32	1175	<10	<10	<0.5	46	1.86	513	26	16	>10000	18.3
Q001986		0.08	2.05	>100	0.31	1135	<10	<10	<0.5	48	1.82	498	25	15	>10000	17.6
Q001987		0.08	2.33	>100	0.32	1175	<10	<10	<0.5	36	1.87	506	26	16	>10000	18.0
Q001988		0.08	2.15	>100	0.31	1140	<10	<10	<0.5	34	1.83	494	25	16	>10000	17.6
Q001989		0.08	2.18	>100	0.30	1125	<10	<10	<0.5	47	1.78	486	25	15	>10000	17.1
Q001990		0.08	2.17	>100	0.30	1120	<10	<10	<0.5	62	1.77	485	25	15	>10000	17.3
Q001991		0.08	2.13	>100	0.31	1140	<10	<10	<0.5	46	1.82	495	25	15	>10000	17.6
Q001992		0.08	1.61	>100	0.32	1155	<10	<10	<0.5	53	1.83	505	25	15	>10000	18.0
Q001993		0.08	2.27	>100	0.32	1185	<10	<10	<0.5	53	1.91	514	26	16	>10000	18.3
Q001994		0.08	2.20	>100	0.31	1140	10	<10	<0.5	28	1.80	494	25	15	>10000	17.6
Q001995		0.08	2.14	>100	0.31	1145	<10	<10	<0.5	42	1.81	491	25	15	>10000	17.7
Q001996		0.08	2.16	>100	0.30	1100	<10	<10	<0.5	49	1.74	488	25	15	>10000	17.2
Q001997		0.08	2.23	>100	0.31	1140	<10	<10	<0.5	34	1.83	497	24	15	>10000	17.6
Q001998		0.08	2.14	>100	0.30	1135	<10	<10	<0.5	50	1.81	485	25	15	>10000	17.4
Q001999		0.08	2.08	>100	0.31	1155	<10	10	<0.5	49	1.71	496	25	15	>10000	17.6
Q002000		0.08	2.26	>100	0.28	1070	10	10	<0.5	60	1.59	475	24	14	>10000	16.4

***** See Appendix Page for comments regarding this certificate *****

ALS Canada Ltd.
2103 Dollarton Hwy
North Vancouver BC V7H 0A7
Phone: 604 984 0221 Fax: 604 984 0218 www.alsglobal.com

To: **BRIXTON METALS CORPORATION**
#1411 - 409 GRANVILLE STREET
VANCOUVER BC V6C 1T2

Finalized Date: 22-OCT-2012
Account: BRIXMET

Project: Thorn

CERTIFICATE OF ANALYSIS WH12228843

Sample Description	Method	ME-ICP41	ME-ICP41	ME-ICP41	ME-ICP41	ME-ICP41	ME-ICP41	ME-ICP41	ME-ICP41	ME-ICP41	ME-ICP41	ME-ICP41	ME-ICP41	ME-ICP41	ME-ICP41	ME-ICP41
	Analyte	Ga	Hg	K	La	Mg	Mn	Mo	Na	Ni	P	Pb	S	Sb	Sc	Sr
	Units	ppm	ppm	%	ppm	%	ppm	ppm	%	ppm	ppm	ppm	%	ppm	ppm	ppm
	LOR	10	1	0.01	10	0.01	5	1	0.01	1	10	2	0.01	2	1	1
Q001976		10	19	0.06	<10	0.81	392	35	0.01	59	400	>10000	>10.0	255	<1	36
Q001977		10	19	0.06	<10	0.81	393	35	0.01	58	400	>10000	>10.0	251	<1	36
Q001978		10	19	0.06	<10	0.80	398	35	0.01	59	390	>10000	>10.0	252	<1	36
Q001979		10	19	0.06	<10	0.79	391	34	0.01	59	390	>10000	>10.0	243	<1	35
Q001980		10	19	0.06	<10	0.77	378	34	<0.01	58	380	>10000	>10.0	237	<1	35
Q001981		10	19	0.06	<10	0.77	382	34	0.01	59	370	>10000	>10.0	243	<1	35
Q001982		10	19	0.06	<10	0.78	384	34	<0.01	58	380	>10000	>10.0	247	<1	35
Q001983		10	18	0.06	<10	0.78	387	34	0.01	57	390	>10000	>10.0	244	<1	35
Q001984		10	19	0.06	<10	0.79	388	34	0.01	59	390	>10000	>10.0	241	<1	36
Q001985		10	19	0.06	<10	0.83	399	36	0.01	59	400	>10000	>10.0	257	<1	37
Q001986		10	19	0.06	<10	0.80	394	35	<0.01	59	390	>10000	>10.0	247	<1	36
Q001987		10	20	0.06	<10	0.82	403	35	0.01	60	400	>10000	>10.0	249	<1	36
Q001988		10	19	0.06	<10	0.79	397	35	<0.01	58	400	>10000	>10.0	253	<1	36
Q001989		10	19	0.06	<10	0.77	388	34	<0.01	55	380	>10000	>10.0	242	<1	34
Q001990		10	18	0.06	<10	0.78	380	34	0.01	59	390	>10000	>10.0	239	<1	35
Q001991		10	18	0.06	<10	0.80	389	34	<0.01	58	390	>10000	>10.0	252	<1	36
Q001992		10	20	0.06	<10	0.81	394	36	0.01	59	400	>10000	>10.0	254	<1	36
Q001993		10	20	0.06	<10	0.83	410	36	<0.01	60	410	>10000	>10.0	255	<1	37
Q001994		10	18	0.06	<10	0.80	388	35	0.01	60	390	>10000	>10.0	242	<1	36
Q001995		10	19	0.06	<10	0.79	388	34	<0.01	56	390	>10000	>10.0	246	<1	36
Q001996		10	19	0.06	<10	0.78	376	34	<0.01	56	390	>10000	>10.0	242	<1	35
Q001997		10	18	0.06	<10	0.80	394	34	<0.01	59	390	>10000	>10.0	243	<1	36
Q001998		10	18	0.06	<10	0.78	389	33	<0.01	58	390	>10000	>10.0	244	<1	35
Q001999		10	20	0.06	<10	0.76	382	34	<0.01	52	400	>10000	>10.0	253	<1	35
Q002000		10	19	0.05	<10	0.72	355	31	<0.01	48	380	>10000	>10.0	245	<1	32

***** See Appendix Page for comments regarding this certificate *****

ALS Canada Ltd.
2103 Dollarton Hwy
North Vancouver BC V7H 0A7
Phone: 604 984 0221 Fax: 604 984 0218 www.alsglobal.com

To: **BRIXTON METALS CORPORATION**
#1411 - 409 GRANVILLE STREET
VANCOUVER BC V6C 1T2

Finalized Date: 22-OCT-2012
Account: BRIXMET

Project: Thorn

CERTIFICATE OF ANALYSIS WH12228843

Sample Description	Method	ME-ICP41	ME-ICP41	ME-ICP41	ME-ICP41	ME-ICP41	ME-ICP41	ME-ICP41	Cu-AA46	Pb-AA46	Zn-AA46	Ag-GRA21
	Analyte	Th	Ti	Tl	U	V	W	Zn	Cu	Pb	Zn	Ag
	Units	ppm	%	ppm	ppm	ppm	ppm	ppm	%	%	%	ppm
	LOR	20	0.01	10	10	1	10	2	0.001	0.001	0.001	5
Q001976		<20	<0.01	30	10	17	10	>10000	1.113	1.515	9.30	157
Q001977		<20	<0.01	30	<10	17	10	>10000	1.110	1.600	8.96	162
Q001978		<20	<0.01	30	<10	17	<10	>10000	1.124	1.545	9.04	154
Q001979		<20	<0.01	30	<10	17	10	>10000	1.133	1.620	8.89	159
Q001980		<20	<0.01	30	<10	16	<10	>10000	1.112	1.520	9.00	165
Q001981		<20	<0.01	30	<10	17	20	>10000	1.128	1.590	8.84	158
Q001982		<20	<0.01	30	<10	17	10	>10000	1.129	1.540	9.37	169
Q001983		<20	<0.01	30	<10	17	10	>10000	1.130	1.530	9.34	175
Q001984		<20	<0.01	30	<10	17	10	>10000	1.118	1.525	9.33	198
Q001985		<20	<0.01	30	<10	18	10	>10000	1.108	1.570	8.90	157
Q001986		<20	<0.01	30	<10	17	10	>10000	1.122	1.600	9.16	169
Q001987		<20	<0.01	30	<10	17	10	>10000	1.102	1.515	9.05	167
Q001988		<20	<0.01	30	<10	17	20	>10000	1.116	1.540	9.39	168
Q001989		<20	<0.01	30	10	16	10	>10000	1.112	1.560	9.15	108
Q001990		<20	<0.01	30	<10	17	10	>10000	1.118	1.485	9.22	187
Q001991		<20	<0.01	30	<10	17	<10	>10000	1.115	1.535	9.41	195
Q001992		<20	<0.01	30	<10	17	10	>10000	1.118	1.495	9.27	183
Q001993		<20	<0.01	30	<10	17	10	>10000	1.108	1.550	8.94	168
Q001994		<20	<0.01	30	<10	17	10	>10000	1.123	1.555	8.93	144
Q001995		<20	<0.01	30	<10	17	10	>10000	1.107	1.500	8.88	109
Q001996		<20	<0.01	30	<10	17	10	>10000	1.124	1.520	9.33	158
Q001997		<20	<0.01	30	<10	16	<10	>10000	1.111	1.520	9.07	148
Q001998		<20	<0.01	30	<10	17	10	>10000	1.114	1.465	9.05	162
Q001999		<20	<0.01	30	<10	16	<10	>10000	1.148	1.500	8.89	144
Q002000		<20	<0.01	30	<10	15	<10	>10000	1.196	1.530	9.34	148

***** See Appendix Page for comments regarding this certificate *****

ALS Canada Ltd.
2103 Dollarton Hwy
North Vancouver BC V7H 0A7
Phone: 604 984 0221 Fax: 604 984 0218 www.alsglobal.com

To: **BRIXTON METALS CORPORATION**
#1411 - 409 GRANVILLE STREET
VANCOUVER BC V6C 1T2

Finalized Date: 22-OCT-2012
Account: BRIXMET

Project: Thorn

CERTIFICATE OF ANALYSIS WH12228843

Method	CERTIFICATE COMMENTS
ALL METHODS	NSS is non-sufficient sample.

ALS Canada Ltd.
2103 Dollarton Hwy
North Vancouver BC V7H 0A7
Phone: 604 984 0221 Fax: 604 984 0218 www.alsglobal.com

To: **BRIXTON METALS CORPORATION**
#1411 - 409 GRANVILLE STREET
VANCOUVER BC V6C 1T2

Finalized Date: 13-NOV-2012
Account: BRIXMET

CERTIFICATE WH12228844

Project: Thorn

P.O. No.: THN12-86 Batch #12

This report is for 141 Drill Core samples submitted to our lab in Whitehorse, YT, Canada on 19-OCT-2012.

The following have access to data associated with this certificate:

SORIN POSESCU	GARY THOMPSON	

SAMPLE PREPARATION

ALS CODE	DESCRIPTION
WEI-21	Received Sample Weight
LOG-22	Sample login - Rcd w/o BarCode
LOG-23	Pulp Login - Rcvd with Barcode
SPL-21d	Split sample - duplicate
PUL-31d	Pulverize Split - duplicate
CRU-QC	Crushing QC Test
PUL-QC	Pulverizing QC Test
CRU-31	Fine crushing - 70% <2mm
SPL-22Y	Split Sample - Boyd Rotary Splitter
PUL-31	Pulverize split to 85% <75 um
LOG-22d	Sample login - Rcd w/o BarCode dup

ANALYTICAL PROCEDURES

ALS CODE	DESCRIPTION	INSTRUMENT
ME-ICP41	35 Element Aqua Regia ICP-AES	ICP-AES
Cu-AA46	Ore grade Cu - aqua regia/AA	AAS
Pb-AA46	Ore grade Pb - aqua regia/AA	AAS
Zn-AA46	Ore grade Zn - aqua regia/AA	AAS
Ag-GRA21	Ag 30g FA-GRAV finish	WST-SIM
Au-AA25	Ore Grade Au 30g FA AA finish	AAS

To: **BRIXTON METALS CORPORATION**
ATTN: SORIN POSESCU
#1411 - 409 GRANVILLE STREET
VANCOUVER BC V6C 1T2

This is the Final Report and supersedes any preliminary report with this certificate number. Results apply to samples as submitted. All pages of this report have been checked and approved for release.

Signature:

Colin Ramshaw, Vancouver Laboratory Manager

ALS Canada Ltd.
2103 Dollarton Hwy
North Vancouver BC V7H 0A7
Phone: 604 984 0221 Fax: 604 984 0218 www.alsglobal.com

To: **BRIXTON METALS CORPORATION**
#1411 - 409 GRANVILLE STREET
VANCOUVER BC V6C 1T2

Finalized Date: 13-NOV-2012
Account: BRIXMET

Project: Thorn

CERTIFICATE OF ANALYSIS WH12228844

Sample Description	Method	WEI-21	Au-AA25	ME-ICP41	ME-ICP41	ME-ICP41	ME-ICP41	ME-ICP41	ME-ICP41	ME-ICP41	ME-ICP41	ME-ICP41	ME-ICP41	ME-ICP41	ME-ICP41	ME-ICP41
	Analyte	Recvd Wt.	Au	Ag	Al	As	B	Ba	Be	Bi	Ca	Cd	Co	Cr	Cu	Fe
	Units	kg	ppm	ppm	%	ppm	ppm	ppm	ppm	ppm	%	ppm	ppm	ppm	ppm	%
	LOR	0.02	0.01	0.2	0.01	2	10	10	0.5	2	0.01	0.5	1	1	1	0.01
Q001551		1.52	0.05	1.9	0.68	1405	<10	50	<0.5	<2	0.12	2.7	5	6	21	3.59
Q001552		0.12	0.63	59.2	0.74	142	<10	10	<0.5	12	1.58	219	<1	14	>10000	12.20
Q001553		1.96	0.05	1.3	0.81	1410	<10	60	0.6	<2	2.06	1.2	6	2	32	3.28
Q001554		1.86	0.01	0.2	0.87	474	<10	120	<0.5	<2	3.32	<0.5	6	2	17	2.71
Q001555		2.36	<0.01	0.2	0.86	336	<10	110	<0.5	<2	3.45	<0.5	5	2	15	2.66
Q001556		2.58	<0.01	0.5	0.79	668	<10	70	0.5	<2	1.84	0.7	6	2	12	3.00
Q001557		1.68	0.03	1.2	0.74	892	<10	80	0.6	<2	1.16	4.0	5	2	15	3.28
Q001558		2.02	0.12	3.8	0.78	1275	<10	50	0.6	<2	0.70	16.2	6	2	30	3.41
Q001559		<0.02	0.13	3.9	0.70	1205	<10	50	0.6	<2	0.69	16.6	6	2	29	3.29
Q001560		1.69	0.15	6.7	0.91	7060	<10	30	0.5	<2	0.29	15.0	6	2	36	5.12
Q001561		1.96	0.01	1.1	0.74	1065	<10	80	0.6	<2	1.65	3.0	6	2	12	3.06
Q001562		2.14	0.06	3.3	0.84	4000	<10	50	0.5	<2	0.49	7.3	5	2	14	3.76
Q001563		2.18	0.04	1.9	0.98	2510	<10	70	0.6	<2	1.47	3.4	5	2	15	3.39
Q001564		1.56	0.06	2.8	0.95	2620	<10	80	0.5	<2	1.48	4.5	5	2	20	3.48
Q001565		0.37	<0.01	<0.2	0.49	14	<10	50	<0.5	2	0.81	<0.5	10	11	12	2.10
Q001566		1.44	<0.01	0.8	0.87	805	<10	80	0.6	2	1.45	2.1	6	2	10	2.97
Q001567		1.81	0.03	1.2	0.74	1600	<10	70	0.7	<2	1.75	2.8	5	1	22	3.39
Q001568		1.61	0.10	2.1	0.71	1265	<10	80	0.7	<2	2.11	2.1	5	2	43	3.32
Q001569		1.55	0.04	0.5	0.71	541	<10	90	0.7	<2	2.20	0.6	6	1	10	2.87
Q001570		1.50	0.07	0.6	0.70	210	<10	90	0.5	<2	2.33	<0.5	6	1	6	2.64
Q001571		0.08	2.31	>100	0.32	1135	<10	10	<0.5	50	1.84	516	24	15	>10000	18.1
Q001572		2.10	<0.01	0.5	0.61	69	<10	110	<0.5	<2	2.38	0.8	6	2	13	2.94
Q001573		1.71	<0.01	0.7	0.61	75	<10	120	0.5	<2	2.23	1.0	6	2	7	2.85
Q001574		1.35	<0.01	0.5	0.57	98	<10	100	<0.5	<2	1.33	1.7	6	2	9	2.88
Q001575		1.99	<0.01	0.5	0.55	95	<10	120	<0.5	<2	4.23	1.7	5	1	7	3.01
Q001576		<0.02	<0.01	0.5	0.55	91	<10	120	<0.5	<2	4.30	1.7	5	2	7	2.99
Q001577		2.13	<0.01	0.4	0.59	170	<10	120	0.5	<2	2.89	3.8	6	2	11	3.01
Q001578		2.01	<0.01	0.4	0.66	114	<10	120	0.5	<2	1.25	0.8	6	1	13	2.33
Q001579		2.32	0.04	1.5	0.64	114	<10	120	0.5	<2	1.36	0.7	6	1	34	2.48
Q001580		1.95	0.13	1.3	0.68	159	<10	70	0.5	2	0.53	1.3	6	2	9	2.84
Q001581		2.19	0.39	2.4	0.63	213	<10	70	<0.5	<2	0.90	2.5	5	2	10	2.70
Q001582		2.43	0.21	2.2	0.76	592	<10	100	0.5	<2	0.99	1.5	12	26	136	3.11
Q001583		0.30	0.01	<0.2	0.92	4	<10	110	<0.5	<2	1.06	<0.5	12	12	13	2.65
Q001584		2.36	0.03	0.5	0.68	191	<10	100	0.7	<2	2.46	<0.5	5	1	3	2.67
Q001585		2.22	0.02	0.8	0.64	202	<10	100	0.9	<2	2.77	<0.5	5	2	11	2.73
Q001586		2.13	0.02	0.4	0.77	185	<10	130	0.6	<2	3.26	<0.5	4	2	4	2.64
Q001587		1.74	0.01	0.4	0.69	188	<10	70	0.7	<2	1.27	<0.5	6	2	4	2.83
Q001588		0.12	0.48	63.9	0.76	144	<10	20	<0.5	2	1.69	224	<1	14	>10000	12.50
Q001589		2.21	0.02	1.3	0.86	158	<10	110	0.5	<2	3.30	<0.5	5	2	15	2.72
Q001590		2.02	0.22	5.6	0.62	568	<10	70	<0.5	2	0.34	31.6	6	2	33	2.88

ALS Canada Ltd.
2103 Dollarton Hwy
North Vancouver BC V7H 0A7
Phone: 604 984 0221 Fax: 604 984 0218 www.alsglobal.com

To: **BRIXTON METALS CORPORATION**
#1411 - 409 GRANVILLE STREET
VANCOUVER BC V6C 1T2

Finalized Date: 13-NOV-2012
Account: BRIXMET

Project: Thorn

CERTIFICATE OF ANALYSIS WH12228844

Sample Description	Method	ME-ICP41	ME-ICP41	ME-ICP41	ME-ICP41	ME-ICP41	ME-ICP41	ME-ICP41	ME-ICP41	ME-ICP41	ME-ICP41	ME-ICP41	ME-ICP41	ME-ICP41	ME-ICP41	ME-ICP41
	Analyte	Ga	Hg	K	La	Mg	Mn	Mo	Na	Ni	P	Pb	S	Sb	Sc	Sr
	Units	ppm	ppm	%	ppm	%	ppm	ppm	%	ppm	ppm	ppm	%	ppm	ppm	ppm
	LOR	10	1	0.01	10	0.01	5	1	0.01	1	10	2	0.01	2	1	1
Q001551		<10	<1	0.30	10	0.08	72	<1	0.03	6	530	181	3.29	26	1	18
Q001552		10	3	0.06	<10	1.69	611	33	0.02	13	400	975	>10.0	45	1	38
Q001553		<10	<1	0.28	10	0.63	2460	<1	0.02	3	740	112	2.89	20	1	144
Q001554		<10	<1	0.30	10	0.38	1700	<1	0.03	3	720	24	2.42	5	1	274
Q001555		<10	<1	0.29	10	0.36	1650	<1	0.03	3	700	23	2.39	4	1	290
Q001556		<10	<1	0.31	10	0.54	2060	<1	0.02	2	750	67	2.73	10	1	105
Q001557		<10	<1	0.32	10	0.41	1500	<1	0.02	1	740	187	3.14	17	1	55
Q001558		<10	<1	0.34	10	0.25	688	16	0.02	3	740	294	3.48	36	1	47
Q001559		<10	<1	0.30	10	0.24	682	17	0.01	2	720	298	3.37	38	1	45
Q001560		<10	<1	0.31	10	0.26	504	6	0.01	2	760	858	5.26	73	1	33
Q001561		<10	<1	0.33	10	0.54	2440	<1	0.02	1	790	173	2.84	25	1	67
Q001562		<10	<1	0.30	10	0.27	1100	<1	0.02	1	750	425	3.72	34	1	40
Q001563		<10	<1	0.32	10	0.63	2470	<1	0.02	2	770	227	2.88	19	1	73
Q001564		<10	<1	0.30	10	0.63	2850	1	0.02	3	740	422	3.05	40	1	103
Q001565		<10	<1	0.06	10	0.36	267	<1	0.13	25	1880	4	0.02	<2	3	70
Q001566		<10	<1	0.30	10	0.54	2490	<1	0.02	3	800	177	2.56	17	1	76
Q001567		<10	<1	0.30	10	0.58	3070	<1	0.02	2	800	194	3.27	22	1	91
Q001568		<10	<1	0.32	10	0.62	7310	1	0.04	1	750	202	3.38	38	1	94
Q001569		<10	<1	0.30	10	0.64	2570	<1	0.04	2	700	81	2.86	16	1	129
Q001570		<10	<1	0.31	10	0.24	1435	<1	0.04	1	730	36	2.81	5	1	216
Q001571		10	22	0.06	<10	0.80	398	37	0.03	56	400	>10000	>10.0	253	<1	37
Q001572		<10	<1	0.28	10	0.79	2010	<1	0.05	2	710	49	2.54	2	1	284
Q001573		<10	<1	0.29	10	0.73	1805	<1	0.05	2	720	58	2.66	3	1	419
Q001574		<10	<1	0.30	10	0.35	1195	<1	0.05	1	740	162	2.93	7	1	197
Q001575		<10	<1	0.28	<10	1.26	5070	<1	0.05	2	670	93	2.37	11	1	521
Q001576		<10	<1	0.29	<10	1.27	5080	<1	0.05	1	660	97	2.35	11	1	518
Q001577		<10	<1	0.31	10	0.82	3560	<1	0.05	1	740	80	2.59	7	1	333
Q001578		<10	<1	0.33	10	0.41	1845	<1	0.06	3	770	40	2.03	5	1	287
Q001579		<10	1	0.32	10	0.43	2040	<1	0.07	2	710	95	2.38	18	1	337
Q001580		<10	<1	0.35	10	0.12	8380	<1	0.08	2	670	145	3.13	8	1	235
Q001581		<10	<1	0.33	10	0.18	10850	<1	0.10	1	660	542	2.95	5	1	327
Q001582		<10	<1	0.32	10	0.98	10550	<1	0.11	73	650	321	2.96	5	1	202
Q001583		<10	<1	0.13	10	0.45	363	<1	0.29	25	1970	4	0.03	<2	3	130
Q001584		<10	<1	0.33	10	0.76	9710	<1	0.11	3	680	31	2.71	4	1	229
Q001585		<10	<1	0.30	10	0.98	4690	<1	0.12	5	700	60	2.56	5	1	215
Q001586		<10	<1	0.33	10	1.23	7500	<1	0.11	1	670	25	2.64	3	1	222
Q001587		<10	<1	0.32	10	0.44	3690	<1	0.12	2	750	29	2.95	2	1	191
Q001588		10	4	0.07	<10	1.74	639	35	0.05	15	410	991	>10.0	51	1	39
Q001589		<10	<1	0.31	10	1.38	8710	<1	0.11	2	680	87	2.73	3	1	209
Q001590		<10	1	0.27	10	0.06	3590	<1	0.13	1	700	1315	3.36	187	1	189

ALS Canada Ltd.
2103 Dollarton Hwy
North Vancouver BC V7H 0A7
Phone: 604 984 0221 Fax: 604 984 0218 www.alsglobal.com

To: **BRIXTON METALS CORPORATION**
#1411 - 409 GRANVILLE STREET
VANCOUVER BC V6C 1T2

Finalized Date: 13-NOV-2012
Account: BRIXMET

Project: Thorn

CERTIFICATE OF ANALYSIS WH12228844

Sample Description	Method	ME-ICP41	ME-ICP41	ME-ICP41	ME-ICP41	ME-ICP41	ME-ICP41	ME-ICP41	Cu-AA46	Pb-AA46	Zn-AA46	Ag-GRA21
	Analyte	Th	Ti	Tl	U	V	W	Zn	Cu	Pb	Zn	Ag
	Units	ppm	%	ppm	ppm	ppm	ppm	ppm	%	%	%	ppm
	LOR	20	0.01	10	10	1	10	2	0.001	0.001	0.001	5
Q001551		<20	<0.01	<10	<10	7	<10	545				
Q001552		<20	<0.01	10	10	8	<10	>10000	2.402		6.10	
Q001553		<20	<0.01	<10	10	9	<10	298				
Q001554		<20	<0.01	<10	10	8	<10	87				
Q001555		<20	<0.01	<10	10	8	<10	76				
Q001556		<20	<0.01	<10	10	9	<10	184				
Q001557		<20	<0.01	<10	<10	8	<10	584				
Q001558		<20	<0.01	<10	<10	6	<10	941				
Q001559		<20	<0.01	<10	<10	6	<10	942				
Q001560		<20	<0.01	<10	<10	7	<10	2300				
Q001561		<20	<0.01	<10	10	8	<10	504				
Q001562		<20	<0.01	<10	<10	7	<10	1380				
Q001563		<20	<0.01	<10	10	12	<10	696				
Q001564		<20	<0.01	<10	10	10	<10	1090				
Q001565		<20	0.12	<10	<10	45	<10	35				
Q001566		<20	<0.01	<10	10	9	<10	491				
Q001567		<20	<0.01	<10	10	8	<10	604				
Q001568		<20	<0.01	<10	<10	5	<10	465				
Q001569		<20	<0.01	<10	<10	5	<10	152				
Q001570		<20	<0.01	<10	<10	5	<10	83				
Q001571		<20	<0.01	30	<10	18	10	>10000	1.143	1.460	9.44	142
Q001572		<20	<0.01	<10	<10	8	<10	143				
Q001573		<20	<0.01	<10	<10	7	<10	202				
Q001574		<20	<0.01	<10	<10	6	<10	323				
Q001575		<20	<0.01	<10	<10	6	<10	224				
Q001576		<20	<0.01	<10	<10	6	<10	225				
Q001577		<20	<0.01	<10	<10	7	<10	551				
Q001578		<20	<0.01	<10	<10	6	<10	139				
Q001579		<20	<0.01	<10	<10	6	<10	201				
Q001580		<20	<0.01	<10	<10	4	<10	371				
Q001581		<20	<0.01	<10	<10	5	<10	1300				
Q001582		<20	<0.01	<10	<10	7	<10	676				
Q001583		<20	0.17	<10	<10	54	<10	37				
Q001584		<20	<0.01	<10	<10	6	<10	66				
Q001585		<20	<0.01	<10	<10	8	<10	63				
Q001586		<20	<0.01	<10	<10	6	<10	70				
Q001587		<20	<0.01	<10	<10	6	<10	75				
Q001588		<20	<0.01	<10	<10	10	10	>10000	1.774		4.34	
Q001589		<20	<0.01	<10	<10	5	<10	82				
Q001590		<20	<0.01	<10	<10	5	<10	3620				

ALS Canada Ltd.
2103 Dollarton Hwy
North Vancouver BC V7H 0A7
Phone: 604 984 0221 Fax: 604 984 0218 www.alsglobal.com

To: **BRIXTON METALS CORPORATION**
#1411 - 409 GRANVILLE STREET
VANCOUVER BC V6C 1T2

Finalized Date: 13-NOV-2012
Account: BRIXMET

Project: Thorn

CERTIFICATE OF ANALYSIS WH12228844

Sample Description	Method	WEI-21	Au-AA25	ME-ICP41	ME-ICP41	ME-ICP41	ME-ICP41	ME-ICP41	ME-ICP41	ME-ICP41	ME-ICP41	ME-ICP41	ME-ICP41	ME-ICP41	ME-ICP41	ME-ICP41
	Analyte	Recvd Wt.	Au	Ag	Al	As	B	Ba	Be	Bi	Ca	Cd	Co	Cr	Cu	Fe
	Units	kg	ppm	ppm	%	ppm	ppm	ppm	ppm	ppm	%	ppm	ppm	ppm	ppm	%
	LOR	0.02	0.01	0.2	0.01	2	10	10	0.5	2	0.01	0.5	1	1	1	0.01
Q001591		2.24	0.07	1.2	0.83	262	<10	120	0.5	<2	1.99	1.1	5	2	8	2.80
Q001592		2.04	0.23	25.6	0.52	2010	<10	50	<0.5	75	0.26	2.2	4	4	1110	5.09
Q001593		2.28	0.57	87.3	0.47	2240	<10	40	<0.5	47	0.17	11.9	3	7	4670	5.38
Q001594		1.89	0.13	5.8	0.52	1370	<10	70	<0.5	7	0.13	0.8	5	5	53	2.85
Q001595		2.32	0.15	9.0	0.54	3000	<10	60	<0.5	4	0.33	123.5	4	4	88	2.99
Q001596		2.52	0.04	1.1	0.68	309	<10	70	<0.5	<2	0.85	4.0	5	3	9	2.76
Q001597		<0.02	0.05	1.3	0.71	319	<10	80	<0.5	<2	0.86	4.2	5	2	16	2.85
Q001598		2.15	0.04	1.0	0.69	231	<10	40	<0.5	<2	0.41	<0.5	6	2	12	3.81
Q001599		2.26	0.05	0.9	0.78	248	<10	50	<0.5	<2	0.29	<0.5	6	2	11	3.65
Q001600		2.23	0.10	1.3	0.75	266	<10	50	<0.5	<2	0.42	0.6	5	2	12	3.55
Q001601		2.12	0.10	1.2	0.64	183	<10	60	<0.5	<2	0.23	1.4	5	2	11	2.99
Q001602		2.53	1.75	4.7	0.55	381	<10	50	<0.5	<2	0.41	15.2	5	2	19	4.00
Q001603		0.33	0.01	<0.2	0.94	3	<10	120	<0.5	2	1.03	<0.5	11	13	13	2.58
Q001604		2.39	0.10	2.3	0.55	487	<10	60	<0.5	<2	0.46	5.2	4	2	18	3.52
Q001605		2.45	0.09	1.0	0.63	801	<10	60	<0.5	<2	0.58	4.4	5	1	17	3.66
Q001606		2.02	0.06	0.5	0.74	1315	<10	100	0.5	<2	1.17	<0.5	4	1	10	2.64
Q001607		1.85	0.43	0.7	0.72	169	<10	80	<0.5	<2	0.58	1.3	5	1	26	2.79
Q001608		2.30	0.06	0.3	0.60	193	<10	110	<0.5	<2	1.57	<0.5	5	1	11	2.44
Q001609		0.08	2.18	>100	0.28	1065	<10	10	<0.5	42	1.67	468	23	14	>10000	16.7
Q001610		2.49	0.07	0.4	0.60	190	<10	100	<0.5	<2	1.77	<0.5	5	1	30	2.81
Q001611		2.25	0.08	0.3	0.62	187	<10	70	<0.5	<2	0.99	<0.5	6	1	20	2.66
Q001612		2.32	0.02	<0.2	0.81	204	<10	80	0.5	<2	1.22	<0.5	5	1	8	2.62
Q001613		2.11	0.02	0.2	0.77	216	<10	100	0.5	<2	0.81	<0.5	6	1	8	2.82
Q001614		2.12	0.08	0.4	0.74	210	<10	90	<0.5	<2	1.27	<0.5	5	1	12	2.72
Q001615		2.57	0.14	0.5	0.63	223	<10	80	<0.5	<2	0.59	<0.5	5	2	13	2.73
Q001616		<0.02	0.14	0.4	0.72	230	<10	90	<0.5	<2	0.59	<0.5	5	2	12	2.79
Q001617		2.50	0.08	0.3	0.72	181	<10	80	<0.5	<2	0.97	<0.5	6	2	7	2.69
Q001618		2.29	0.08	0.3	0.49	152	<10	100	<0.5	<2	1.58	<0.5	5	1	7	2.55
Q001619		2.23	0.24	0.4	0.56	186	<10	110	<0.5	<2	1.16	<0.5	5	2	8	2.48
Q001620		2.23	0.33	0.7	0.60	234	<10	80	<0.5	<2	1.36	<0.5	5	1	8	2.41
Q001621		2.19	0.14	1.0	0.48	190	<10	80	<0.5	<2	1.86	<0.5	5	1	10	2.38
Q001622		2.41	0.38	0.9	0.55	191	<10	100	<0.5	<2	1.38	<0.5	5	1	10	2.43
Q001623		2.32	0.15	0.4	0.62	188	<10	90	<0.5	<2	1.22	<0.5	5	2	11	2.76
Q001624		2.12	0.03	0.2	0.48	238	<10	100	<0.5	<2	1.94	<0.5	5	1	11	2.55
Q001625		2.28	0.01	0.3	0.72	216	<10	110	<0.5	<2	2.27	<0.5	5	1	12	2.53
Q001626		0.33	<0.01	<0.2	1.13	2	<10	140	<0.5	<2	1.23	<0.5	12	13	13	2.71
Q001627		2.26	0.02	0.2	0.84	321	<10	130	<0.5	<2	2.30	<0.5	6	1	10	2.19
Q001628		2.30	0.03	0.2	0.75	366	<10	100	<0.5	<2	2.30	<0.5	5	1	9	2.46
Q001629		2.31	0.14	0.4	0.45	295	<10	90	<0.5	<2	1.90	<0.5	4	1	8	2.46
Q001630		2.05	0.26	3.1	0.55	416	<10	80	<0.5	<2	0.33	13.5	5	2	16	2.70

ALS Canada Ltd.
2103 Dollarton Hwy
North Vancouver BC V7H 0A7
Phone: 604 984 0221 Fax: 604 984 0218 www.alsglobal.com

To: **BRIXTON METALS CORPORATION**
#1411 - 409 GRANVILLE STREET
VANCOUVER BC V6C 1T2

Finalized Date: 13-NOV-2012
Account: BRIXMET

Project: Thorn

CERTIFICATE OF ANALYSIS WH12228844

Sample Description	Method	ME-ICP41	ME-ICP41	ME-ICP41	ME-ICP41	ME-ICP41	ME-ICP41	ME-ICP41	ME-ICP41	ME-ICP41	ME-ICP41	ME-ICP41	ME-ICP41	ME-ICP41	ME-ICP41	ME-ICP41
	Analyte	Ga	Hg	K	La	Mg	Mn	Mo	Na	Ni	P	Pb	S	Sb	Sc	Sr
	Units	ppm	ppm	%	ppm	%	ppm	ppm	%	ppm	ppm	ppm	%	ppm	ppm	ppm
	LOR	10	1	0.01	10	0.01	5	1	0.01	1	10	2	0.01	2	1	1
Q001591		<10	<1	0.34	10	0.87	15100	<1	0.12	1	720	122	2.98	13	1	186
Q001592		<10	<1	0.20	<10	0.05	451	<1	0.13	<1	520	838	5.94	557	<1	170
Q001593		<10	1	0.17	<10	0.02	209	1	0.12	<1	390	2670	6.50	2360	<1	160
Q001594		<10	<1	0.18	<10	0.01	88	1	0.14	1	410	600	3.09	39	1	185
Q001595		10	2	0.21	<10	0.05	603	<1	0.15	1	620	3090	3.78	242	1	222
Q001596		<10	1	0.29	10	0.30	13300	<1	0.13	1	730	296	3.02	48	1	209
Q001597		<10	<1	0.30	10	0.30	13650	<1	0.14	1	740	326	3.13	53	1	214
Q001598		<10	<1	0.30	10	0.12	2410	1	0.14	1	800	67	4.27	7	1	193
Q001599		<10	<1	0.33	10	0.13	1120	1	0.14	1	760	34	4.08	8	1	174
Q001600		<10	<1	0.31	10	0.14	3290	<1	0.13	1	770	78	3.99	12	1	171
Q001601		<10	<1	0.31	10	0.04	229	<1	0.13	1	630	303	3.38	39	1	169
Q001602		<10	1	0.27	<10	0.05	850	2	0.11	1	460	1690	4.67	137	1	153
Q001603		<10	<1	0.13	10	0.44	333	<1	0.29	24	1610	10	0.03	<2	4	129
Q001604		<10	1	0.25	<10	0.11	1140	2	0.08	2	530	831	4.09	113	1	145
Q001605		<10	<1	0.28	10	0.13	1960	1	0.09	5	690	428	4.24	68	1	162
Q001606		<10	<1	0.27	10	0.40	14150	1	0.09	2	710	74	2.85	10	1	174
Q001607		<10	<1	0.28	10	0.23	8900	2	0.09	3	760	145	3.12	32	1	172
Q001608		<10	<1	0.26	10	0.52	5410	3	0.09	2	700	27	2.72	9	1	184
Q001609		10	19	0.05	<10	0.73	392	33	<0.01	53	360	>10000	>10.0	223	<1	35
Q001610		<10	<1	0.26	10	0.56	5010	<1	0.08	2	700	29	3.12	4	1	181
Q001611		<10	<1	0.27	10	0.31	2390	<1	0.10	2	750	27	2.95	10	1	175
Q001612		<10	<1	0.27	10	0.58	2700	<1	0.11	1	730	23	2.74	4	1	205
Q001613		<10	<1	0.26	10	0.42	2770	<1	0.10	2	770	22	3.02	5	1	177
Q001614		<10	<1	0.26	10	0.59	3330	<1	0.10	1	750	29	2.95	8	1	172
Q001615		<10	<1	0.23	10	0.33	5830	<1	0.10	4	760	32	2.99	8	1	163
Q001616		<10	1	0.26	10	0.30	5880	<1	0.10	2	760	32	3.01	10	1	164
Q001617		<10	<1	0.28	10	0.37	4790	<1	0.10	1	760	23	2.87	5	1	172
Q001618		<10	<1	0.22	10	0.51	4240	<1	0.09	2	770	21	2.78	4	1	182
Q001619		<10	<1	0.26	10	0.32	7660	<1	0.10	2	720	22	2.72	6	1	173
Q001620		<10	1	0.27	10	0.42	10100	<1	0.10	1	750	35	2.58	7	1	193
Q001621		<10	1	0.22	10	0.63	10850	<1	0.09	2	720	46	2.63	8	1	187
Q001622		<10	<1	0.26	10	0.41	7540	<1	0.09	1	730	25	2.66	7	1	177
Q001623		<10	<1	0.29	10	0.33	4670	<1	0.10	2	770	25	2.98	8	1	183
Q001624		<10	<1	0.23	10	0.60	3560	<1	0.10	2	720	26	2.64	7	1	197
Q001625		<10	<1	0.26	10	0.78	4500	<1	0.10	2	780	23	2.27	7	1	237
Q001626		<10	<1	0.18	20	0.47	365	<1	0.33	23	1910	2	0.02	<2	4	152
Q001627		<10	<1	0.31	10	0.83	4230	<1	0.09	2	730	22	1.71	6	1	225
Q001628		<10	<1	0.24	10	0.91	5060	<1	0.08	1	650	23	1.98	7	1	240
Q001629		<10	<1	0.23	10	0.54	7910	<1	0.09	2	720	34	2.61	4	1	185
Q001630		<10	1	0.27	10	0.06	2710	<1	0.10	2	670	741	3.12	11	1	162

ALS Canada Ltd.
2103 Dollarton Hwy
North Vancouver BC V7H 0A7
Phone: 604 984 0221 Fax: 604 984 0218 www.alsglobal.com

To: **BRIXTON METALS CORPORATION**
#1411 - 409 GRANVILLE STREET
VANCOUVER BC V6C 1T2

Finalized Date: 13-NOV-2012
Account: BRIXMET

Project: Thorn

CERTIFICATE OF ANALYSIS WH12228844

Sample Description	Method	ME-ICP41	ME-ICP41	ME-ICP41	ME-ICP41	ME-ICP41	ME-ICP41	ME-ICP41	Cu-AA46	Pb-AA46	Zn-AA46	Ag-GRA21
	Analyte	Th	Ti	Tl	U	V	W	Zn	Cu	Pb	Zn	Ag
	Units	ppm	%	ppm	ppm	ppm	ppm	ppm	%	%	%	ppm
	LOR	20	0.01	10	10	1	10	2	0.001	0.001	0.001	5
Q001591		<20	<0.01	<10	<10	6	<10	338				
Q001592		<20	<0.01	<10	<10	4	<10	185				
Q001593		<20	<0.01	<10	<10	4	<10	608				
Q001594		<20	<0.01	<10	<10	4	<10	91				
Q001595		<20	<0.01	<10	<10	5	<10	>10000			1.320	
Q001596		<20	<0.01	<10	<10	5	<10	570				
Q001597		<20	<0.01	<10	<10	5	<10	614				
Q001598		<20	<0.01	<10	<10	5	<10	97				
Q001599		<20	<0.01	<10	<10	5	<10	20				
Q001600		<20	<0.01	<10	<10	5	<10	215				
Q001601		<20	<0.01	<10	<10	4	<10	567				
Q001602		<20	<0.01	<10	<10	4	<10	3130				
Q001603		<20	0.18	<10	<10	51	<10	46				
Q001604		<20	<0.01	<10	<10	4	<10	1850				
Q001605		<20	<0.01	<10	<10	4	<10	1465				
Q001606		<20	<0.01	<10	10	4	<10	146				
Q001607		<20	<0.01	<10	10	5	<10	426				
Q001608		<20	<0.01	<10	10	4	<10	68				
Q001609		<20	<0.01	20	<10	14	10	>10000	1.144	1.450	9.21	132
Q001610		<20	<0.01	<10	10	5	<10	91				
Q001611		<20	<0.01	<10	<10	4	<10	70				
Q001612		<20	<0.01	<10	<10	6	<10	68				
Q001613		<20	<0.01	<10	10	6	<10	78				
Q001614		<20	<0.01	<10	10	6	<10	103				
Q001615		<20	<0.01	<10	10	5	<10	93				
Q001616		<20	<0.01	<10	<10	6	<10	95				
Q001617		<20	<0.01	<10	10	6	<10	62				
Q001618		<20	<0.01	<10	10	7	<10	77				
Q001619		<20	<0.01	<10	10	6	<10	65				
Q001620		<20	<0.01	<10	10	5	<10	75				
Q001621		<20	<0.01	<10	10	4	<10	84				
Q001622		<20	<0.01	<10	10	5	<10	61				
Q001623		<20	<0.01	<10	10	6	<10	69				
Q001624		<20	<0.01	<10	10	8	<10	62				
Q001625		<20	<0.01	<10	10	7	<10	75				
Q001626		<20	0.20	<10	<10	58	<10	38				
Q001627		<20	<0.01	<10	10	8	<10	64				
Q001628		<20	<0.01	<10	10	8	<10	54				
Q001629		<20	<0.01	<10	10	5	<10	53				
Q001630		<20	<0.01	<10	10	4	<10	2000				

ALS Canada Ltd.
2103 Dollarton Hwy
North Vancouver BC V7H 0A7
Phone: 604 984 0221 Fax: 604 984 0218 www.alsglobal.com

To: **BRIXTON METALS CORPORATION**
#1411 - 409 GRANVILLE STREET
VANCOUVER BC V6C 1T2

Finalized Date: 13-NOV-2012
Account: BRIXMET

Project: Thorn

CERTIFICATE OF ANALYSIS WH12228844

Sample Description	Method	WEI-21	Au-AA25	ME-ICP41	ME-ICP41	ME-ICP41	ME-ICP41	ME-ICP41	ME-ICP41	ME-ICP41	ME-ICP41	ME-ICP41	ME-ICP41	ME-ICP41	ME-ICP41	ME-ICP41
	Analyte	Recvd Wt.	Au	Ag	Al	As	B	Ba	Be	Bi	Ca	Cd	Co	Cr	Cu	Fe
	Units	kg	ppm	ppm	%	ppm	ppm	ppm	ppm	ppm	%	ppm	ppm	ppm	ppm	%
	LOR	0.02	0.01	0.2	0.01	2	10	10	0.5	2	0.01	0.5	1	1	1	0.01
Q001631		0.12	0.46	58.0	0.68	137	<10	20	<0.5	6	1.57	209	<1	13	>10000	11.10
Q001632		2.28	0.21	1.4	0.54	318	<10	110	<0.5	<2	1.44	3.0	4	1	49	2.50
Q001633		2.35	0.02	0.2	0.44	206	<10	100	<0.5	<2	2.61	<0.5	5	1	10	2.35
Q001634		2.31	0.01	<0.2	0.55	134	<10	120	<0.5	<2	2.07	<0.5	5	2	9	1.99
Q001635		2.42	0.03	0.2	0.55	122	<10	110	0.5	<2	2.64	<0.5	5	1	7	2.13
Q001636		2.04	0.16	0.2	0.52	205	<10	110	0.6	<2	2.80	<0.5	5	1	10	2.50
Q001637		<0.02	0.15	0.2	0.66	200	<10	130	0.6	<2	2.84	<0.5	5	1	12	2.52
Q001638		2.79	0.02	<0.2	0.55	188	<10	120	<0.5	<2	2.91	<0.5	5	1	10	2.28
Q001639		2.12	0.03	<0.2	0.44	190	<10	80	<0.5	<2	2.46	<0.5	5	1	11	2.95
Q001640		2.23	0.01	<0.2	0.63	79	<10	120	0.5	<2	1.80	<0.5	5	2	10	2.46
Q001641		2.28	0.18	0.6	0.52	225	<10	110	0.5	2	1.83	<0.5	6	2	11	2.79
Q001642		2.00	0.12	0.5	0.47	277	<10	100	0.6	<2	1.50	<0.5	5	1	11	2.78
Q001643		2.42	0.03	0.6	0.54	134	<10	110	0.6	<2	2.06	0.8	4	2	10	2.74
Q001644		0.31	<0.01	<0.2	0.92	<2	<10	120	<0.5	<2	1.07	<0.5	11	11	13	2.57
Q001645		2.43	0.55	11.0	0.42	357	<10	80	<0.5	<2	0.79	47.1	5	1	33	2.88
Q001646		4.73	0.19	<0.2	0.52	2700	<10	120	<0.5	<2	1.66	<0.5	3	1	2	1.01
Q001647		4.38	0.02	0.9	0.64	1070	<10	120	0.5	<2	3.10	<0.5	10	3	51	2.90
Q001648		4.35	0.09	0.5	0.94	171	<10	130	0.5	<2	3.64	<0.5	11	6	30	3.04
Q001649		1.98	0.02	<0.2	0.63	140	<10	130	<0.5	<2	1.92	<0.5	5	1	8	2.42
Q001650		0.08	2.18	>100	0.30	1100	<10	10	<0.5	65	1.70	502	25	14	>10000	17.7
Q001651		1.97	0.01	0.2	0.46	75	<10	100	<0.5	<2	2.60	<0.5	4	1	14	1.92
Q001652		2.30	0.02	<0.2	0.51	112	<10	100	<0.5	<2	2.23	<0.5	5	1	10	2.58
Q001653		2.19	0.04	0.4	0.58	154	<10	110	<0.5	<2	2.15	<0.5	5	1	12	2.57
Q001654		2.49	0.02	0.2	0.45	118	<10	90	<0.5	<2	2.17	<0.5	5	1	10	2.33
Q001655		2.60	0.08	0.4	0.57	176	<10	100	<0.5	<2	1.48	<0.5	6	1	8	2.81
Q001656		2.46	0.32	2.8	0.55	221	<10	80	<0.5	<2	1.13	14.1	5	1	18	3.65
Q001657		2.13	0.01	0.3	0.48	122	<10	110	<0.5	<2	2.05	<0.5	5	1	10	2.43
Q001658		<0.02	0.01	0.3	0.61	125	<10	130	<0.5	2	2.12	<0.5	5	2	12	2.46
Q001659		2.29	0.01	0.2	0.65	129	<10	110	<0.5	<2	1.56	<0.5	5	2	11	2.82
Q001660		2.34	0.04	0.3	0.49	128	<10	110	0.6	<2	2.11	<0.5	5	1	12	2.42
Q001661		1.92	0.10	0.5	0.64	198	<10	100	<0.5	<2	1.44	<0.5	5	1	10	3.08
Q001662		2.45	0.05	2.1	0.58	230	<10	90	<0.5	<2	0.72	7.1	5	2	11	2.96
Q001663		0.23	<0.01	<0.2	0.88	<2	<10	110	<0.5	<2	1.05	<0.5	12	13	17	2.84
Q001664		2.38	0.41	13.8	0.49	186	<10	60	<0.5	4	0.34	21.4	5	5	48	3.32
Q001665		2.53	0.18	2.3	0.64	228	<10	80	<0.5	2	0.26	27.3	6	1	15	2.83
Q001666		2.30	0.21	0.8	0.87	224	<10	90	<0.5	<2	1.40	<0.5	5	2	19	2.69
Q001667		2.28	0.17	1.8	0.61	247	<10	80	<0.5	<2	0.69	1.7	6	2	27	2.88
Q001668		2.12	0.19	1.0	0.59	282	<10	110	<0.5	<2	0.87	<0.5	6	2	11	2.68
Q001669		0.12	0.52	62.7	0.72	140	<10	20	<0.5	26	1.57	227	<1	13	>10000	12.20
Q001670		2.19	0.07	0.5	0.62	235	<10	110	<0.5	<2	1.86	<0.5	5	1	23	2.78

ALS Canada Ltd.
2103 Dollarton Hwy
North Vancouver BC V7H 0A7
Phone: 604 984 0221 Fax: 604 984 0218 www.alsglobal.com

To: **BRIXTON METALS CORPORATION**
#1411 - 409 GRANVILLE STREET
VANCOUVER BC V6C 1T2

Finalized Date: 13-NOV-2012
Account: BRIXMET

Project: Thorn

CERTIFICATE OF ANALYSIS WH12228844

Sample Description	Method	ME-ICP41	ME-ICP41	ME-ICP41	ME-ICP41	ME-ICP41	ME-ICP41	ME-ICP41	ME-ICP41	ME-ICP41	ME-ICP41	ME-ICP41	ME-ICP41	ME-ICP41	ME-ICP41	ME-ICP41
	Analyte	Ga	Hg	K	La	Mg	Mn	Mo	Na	Ni	P	Pb	S	Sb	Sc	Sr
	Units	ppm	ppm	%	ppm	%	ppm	ppm	%	ppm	ppm	ppm	%	ppm	ppm	ppm
	LOR	10	1	0.01	10	0.01	5	1	0.01	1	10	2	0.01	2	1	1
Q001631		<10	3	0.06	<10	1.61	611	30	0.02	14	380	914	>10.0	40	1	36
Q001632		<10	<1	0.26	10	0.40	9890	1	0.09	2	670	280	2.69	4	1	180
Q001633		<10	<1	0.22	10	0.74	4390	<1	0.08	1	710	36	2.11	7	1	218
Q001634		<10	<1	0.27	10	0.57	3060	<1	0.08	1	730	31	1.67	6	1	217
Q001635		<10	<1	0.27	10	0.74	3510	<1	0.08	2	730	23	1.70	4	1	273
Q001636		<10	<1	0.25	10	0.95	3760	1	0.08	1	710	34	2.08	10	1	535
Q001637		<10	<1	0.30	10	0.95	3820	1	0.09	1	720	41	2.07	9	1	537
Q001638		<10	<1	0.28	10	0.88	2830	<1	0.08	2	720	23	1.91	6	1	435
Q001639		<10	<1	0.23	10	0.71	2960	<1	0.08	2	710	22	2.61	5	1	345
Q001640		<10	<1	0.29	10	0.48	2520	<1	0.10	2	740	23	2.12	6	1	271
Q001641		<10	<1	0.27	10	0.52	4170	1	0.09	2	710	44	2.58	10	1	249
Q001642		<10	<1	0.25	10	0.43	4220	<1	0.10	3	690	39	2.80	8	1	189
Q001643		<10	<1	0.28	10	0.60	5030	<1	0.09	2	700	124	2.61	8	1	188
Q001644		<10	<1	0.14	20	0.37	304	<1	0.27	22	2200	<2	0.01	<2	3	128
Q001645		<10	<1	0.23	10	0.15	8220	<1	0.07	3	650	1920	3.34	14	1	154
Q001646		<10	<1	0.32	<10	0.54	3640	2	0.04	2	400	8	0.57	6	1	115
Q001647		<10	<1	0.25	10	1.05	3700	1	0.06	13	1250	114	0.81	40	3	276
Q001648		<10	<1	0.27	20	1.30	3440	1	0.07	12	1240	23	0.55	16	3	271
Q001649		<10	<1	0.32	10	0.54	2650	<1	0.07	1	740	19	2.01	4	1	193
Q001650		10	20	0.05	<10	0.76	391	37	0.01	56	410	>10000	>10.0	260	<1	35
Q001651		<10	<1	0.25	10	0.85	3030	<1	0.07	1	710	23	1.30	5	1	217
Q001652		<10	<1	0.25	10	0.71	2860	1	0.07	1	680	16	2.07	6	1	213
Q001653		<10	<1	0.28	10	0.62	4150	<1	0.08	<1	730	33	2.33	10	1	218
Q001654		<10	<1	0.22	10	0.66	4160	<1	0.08	1	730	23	1.93	6	1	210
Q001655		<10	<1	0.27	10	0.46	5660	<1	0.09	2	760	69	2.73	5	1	194
Q001656		<10	<1	0.26	10	0.37	4940	1	0.08	1	620	774	4.04	26	1	206
Q001657		<10	<1	0.23	10	0.80	4870	<1	0.09	2	760	34	2.25	9	1	219
Q001658		<10	<1	0.28	10	0.79	4790	<1	0.10	2	730	33	2.24	9	2	221
Q001659		<10	<1	0.29	10	0.73	4590	1	0.10	1	710	33	2.53	10	1	214
Q001660		<10	<1	0.22	10	0.83	4730	1	0.10	2	710	35	2.22	11	1	229
Q001661		<10	<1	0.29	10	0.34	9000	<1	0.09	1	710	34	2.95	10	1	232
Q001662		<10	<1	0.26	10	0.22	10200	<1	0.10	1	720	479	3.05	10	1	193
Q001663		<10	<1	0.13	20	0.52	408	<1	0.26	29	1910	4	0.02	<2	4	124
Q001664		<10	<1	0.20	<10	0.08	570	2	0.09	3	580	1880	3.70	128	<1	178
Q001665		<10	1	0.29	10	0.09	13350	1	0.10	2	700	1710	3.21	48	1	177
Q001666		<10	<1	0.39	10	0.53	11650	<1	0.09	2	710	101	2.81	20	1	168
Q001667		<10	1	0.29	10	0.26	21700	1	0.09	3	640	340	3.09	29	2	193
Q001668		<10	<1	0.28	10	0.29	25200	1	0.09	3	730	55	2.84	9	1	162
Q001669		10	2	0.07	<10	1.70	618	37	0.02	13	410	987	>10.0	54	1	38
Q001670		<10	<1	0.29	10	0.63	9570	2	0.09	2	720	41	2.82	11	2	179

ALS Canada Ltd.
2103 Dollarton Hwy
North Vancouver BC V7H 0A7
Phone: 604 984 0221 Fax: 604 984 0218 www.alsglobal.com

To: **BRIXTON METALS CORPORATION**
#1411 - 409 GRANVILLE STREET
VANCOUVER BC V6C 1T2

Finalized Date: 13-NOV-2012
Account: BRIXMET

Project: Thorn

CERTIFICATE OF ANALYSIS WH12228844

Sample Description	Method	ME-ICP41	ME-ICP41	ME-ICP41	ME-ICP41	ME-ICP41	ME-ICP41	ME-ICP41	Cu-AA46	Pb-AA46	Zn-AA46	Ag-GRA21
	Analyte	Th	Ti	Tl	U	V	W	Zn	Cu	Pb	Zn	Ag
	Units	ppm	%	ppm	ppm	ppm	ppm	ppm	%	%	%	ppm
	LOR	20	0.01	10	10	1	10	2	0.001	0.001	0.001	5
Q001631		<20	<0.01	<10	<10	7	<10	>10000	1.915		4.46	
Q001632		<20	<0.01	<10	10	5	<10	711				
Q001633		<20	<0.01	<10	<10	5	<10	81				
Q001634		<20	<0.01	<10	<10	5	<10	50				
Q001635		<20	<0.01	<10	10	6	<10	63				
Q001636		<20	<0.01	<10	10	6	<10	58				
Q001637		<20	<0.01	<10	<10	7	<10	57				
Q001638		<20	<0.01	<10	10	6	<10	66				
Q001639		<20	<0.01	<10	<10	6	<10	62				
Q001640		<20	<0.01	<10	10	7	<10	80				
Q001641		<20	<0.01	<10	10	6	<10	108				
Q001642		<20	<0.01	<10	10	6	<10	96				
Q001643		<20	<0.01	<10	10	7	<10	152				
Q001644		<20	0.17	<10	<10	48	<10	36				
Q001645		<20	<0.01	<10	20	4	<10	5750				
Q001646		<20	<0.01	<10	10	3	<10	37				
Q001647		<20	<0.01	<10	10	13	<10	117				
Q001648		<20	<0.01	<10	10	18	<10	75				
Q001649		<20	<0.01	<10	10	5	<10	51				
Q001650		<20	<0.01	30	10	15	10	>10000	1.123	1.450	9.10	121
Q001651		<20	<0.01	<10	10	4	<10	102				
Q001652		<20	<0.01	<10	10	5	<10	52				
Q001653		<20	<0.01	<10	10	5	<10	84				
Q001654		<20	<0.01	<10	10	5	<10	77				
Q001655		<20	<0.01	<10	10	5	<10	90				
Q001656		<20	<0.01	<10	10	5	<10	3320				
Q001657		<20	<0.01	<10	10	10	<10	55				
Q001658		<20	<0.01	<10	10	10	<10	64				
Q001659		<20	<0.01	<10	10	10	<10	94				
Q001660		<20	<0.01	<10	10	9	<10	68				
Q001661		<20	<0.01	<10	20	6	<10	72				
Q001662		<20	<0.01	<10	20	5	<10	1010				
Q001663		<20	0.17	<10	<10	54	<10	43				
Q001664		<20	<0.01	<10	<10	4	<10	1670				
Q001665		<20	<0.01	<10	30	5	<10	3710				
Q001666		<20	<0.01	<10	20	8	<10	277				
Q001667		<20	<0.01	<10	40	6	<10	710				
Q001668		<20	<0.01	<10	40	5	<10	153				
Q001669		<20	<0.01	<10	10	7	<10	>10000	1.751		4.22	
Q001670		<20	<0.01	<10	20	7	<10	96				

ALS Canada Ltd.
2103 Dollarton Hwy
North Vancouver BC V7H 0A7
Phone: 604 984 0221 Fax: 604 984 0218 www.alsglobal.com

To: **BRIXTON METALS CORPORATION**
#1411 - 409 GRANVILLE STREET
VANCOUVER BC V6C 1T2

Finalized Date: 13-NOV-2012
Account: BRIXMET

Project: Thorn

CERTIFICATE OF ANALYSIS WH12228844

Sample Description	Method	WEI-21	Au-AA25	ME-ICP41	ME-ICP41	ME-ICP41	ME-ICP41	ME-ICP41	ME-ICP41	ME-ICP41	ME-ICP41	ME-ICP41	ME-ICP41	ME-ICP41	ME-ICP41	ME-ICP41
	Analyte	Recvd Wt.	Au	Ag	Al	As	B	Ba	Be	Bi	Ca	Cd	Co	Cr	Cu	Fe
	Units	kg	ppm	ppm	%	ppm	ppm	ppm	ppm	ppm	%	ppm	ppm	ppm	ppm	%
	LOR	0.02	0.01	0.2	0.01	2	10	10	0.5	2	0.01	0.5	1	1	1	0.01
Q001671		2.29	0.11	0.6	0.47	290	<10	100	<0.5	<2	1.55	2.1	5	1	12	2.79
Q001672		2.55	0.05	0.4	0.90	244	<10	110	0.5	2	1.10	<0.5	6	2	11	2.67
Q001673		2.19	0.06	5.0	0.88	255	<10	60	0.5	<2	0.39	37.0	5	2	19	3.00
Q001674		2.33	0.07	1.0	0.49	280	<10	80	<0.5	<2	1.07	4.9	6	1	17	2.94
Q001675		<0.02	0.07	1.0	0.60	287	<10	80	0.5	<2	1.11	5.0	5	2	19	3.02
Q001676		1.81	0.01	0.5	0.75	195	<10	80	0.5	<2	0.50	<0.5	6	2	18	2.79
Q001677		2.30	0.01	0.4	0.52	165	<10	110	<0.5	<2	0.61	<0.5	6	1	10	2.72
Q001678		2.19	0.02	0.4	0.65	157	<10	110	<0.5	<2	1.88	<0.5	5	1	10	2.68
Q001679		2.33	0.07	5.3	0.60	168	<10	80	<0.5	<2	1.34	24.2	5	1	48	2.81
Q001680		2.06	0.08	1.6	0.57	287	<10	90	<0.5	<2	0.28	10.5	6	1	9	2.73
Q001681		1.82	0.04	0.9	0.70	357	<10	90	<0.5	<2	0.34	0.7	6	1	12	2.88
Q001682		2.49	0.09	13.6	0.61	313	<10	60	<0.5	3	0.20	26.9	6	1	396	3.21
Q001683		0.26	<0.01	0.2	0.82	4	<10	100	<0.5	<2	0.98	<0.5	11	11	26	2.40
Q001684		2.11	0.06	16.4	0.69	182	<10	40	<0.5	3	0.19	116.5	5	2	49	2.85
Q001685		1.87	0.11	20.5	0.63	173	<10	40	<0.5	12	0.21	81.6	5	3	215	4.00
Q001686		2.57	0.06	4.8	0.59	251	<10	70	<0.5	<2	0.70	54.7	5	3	35	2.67
Q001687		1.80	0.04	1.2	1.23	334	<10	60	0.8	<2	1.09	<0.5	5	1	13	3.05
Q001688		2.64	0.43	1.3	0.64	530	<10	140	0.9	<2	1.48	<0.5	8	1	22	3.40
Q001689		2.33	0.08	0.6	0.68	342	<10	120	0.7	<2	1.76	<0.5	6	1	8	2.69
Q001690		0.08	2.12	>100	0.31	1120	<10	10	<0.5	50	1.79	492	26	15	>10000	18.0
Q001691		2.57	0.09	0.5	0.61	231	<10	100	0.7	<2	1.64	0.5	5	1	15	2.57

ALS Canada Ltd.
2103 Dollarton Hwy
North Vancouver BC V7H 0A7
Phone: 604 984 0221 Fax: 604 984 0218 www.alsglobal.com

To: **BRIXTON METALS CORPORATION**
#1411 - 409 GRANVILLE STREET
VANCOUVER BC V6C 1T2

Finalized Date: 13-NOV-2012
Account: BRIXMET

Project: Thorn

CERTIFICATE OF ANALYSIS WH12228844

Sample Description	Method	ME-ICP41	ME-ICP41	ME-ICP41	ME-ICP41	ME-ICP41	ME-ICP41	ME-ICP41	ME-ICP41	ME-ICP41	ME-ICP41	ME-ICP41	ME-ICP41	ME-ICP41	ME-ICP41	ME-ICP41
	Analyte	Ga	Hg	K	La	Mg	Mn	Mo	Na	Ni	P	Pb	S	Sb	Sc	Sr
	Units	ppm	ppm	%	ppm	%	ppm	ppm	%	ppm	ppm	ppm	%	ppm	ppm	ppm
	LOR	10	1	0.01	10	0.01	5	1	0.01	1	10	2	0.01	2	1	1
Q001671		<10	<1	0.23	10	0.46	11000	1	0.08	2	760	81	2.89	10	1	177
Q001672		<10	<1	0.40	10	0.34	4840	5	0.11	1	780	32	2.75	9	1	198
Q001673		<10	<1	0.39	10	0.12	6590	1	0.10	2	750	1890	3.25	20	1	174
Q001674		<10	<1	0.23	10	0.32	9010	<1	0.09	2	750	194	3.03	18	2	184
Q001675		<10	<1	0.27	10	0.32	9200	<1	0.09	2	750	209	3.09	20	2	190
Q001676		<10	1	0.35	10	0.14	4260	1	0.10	4	740	40	2.98	8	1	177
Q001677		<10	<1	0.25	10	0.17	3900	1	0.10	2	760	28	2.93	7	1	183
Q001678		<10	<1	0.31	10	0.60	10000	<1	0.10	1	690	47	2.84	8	1	176
Q001679		<10	1	0.28	<10	0.52	34500	1	0.10	1	790	1255	3.24	52	2	263
Q001680		<10	1	0.27	10	0.12	23100	1	0.10	<1	730	756	3.15	7	1	174
Q001681		<10	1	0.31	10	0.16	33900	<1	0.11	<1	730	111	3.22	9	1	188
Q001682		<10	1	0.27	<10	0.03	3540	<1	0.11	<1	670	1785	3.86	231	1	210
Q001683		<10	<1	0.12	10	0.39	354	<1	0.24	21	1600	25	0.04	3	3	111
Q001684		<10	2	0.29	<10	0.03	1595	1	0.12	1	620	7530	3.93	37	1	226
Q001685		<10	1	0.26	<10	0.02	67	3	0.11	4	730	2920	4.86	150	1	211
Q001686		<10	1	0.27	10	0.25	15700	1	0.10	1	620	1020	3.16	30	1	174
Q001687		<10	<1	0.54	10	0.34	9140	<1	0.12	1	740	45	2.99	9	2	178
Q001688		<10	1	0.32	10	0.43	8670	<1	0.14	<1	1100	64	3.30	12	2	217
Q001689		<10	<1	0.33	10	0.55	6340	<1	0.09	1	750	30	2.55	6	1	164
Q001690		10	21	0.06	<10	0.80	394	35	0.01	54	390	>10000	>10.0	242	<1	34
Q001691		<10	1	0.25	10	0.56	17200	<1	0.10	2	690	39	2.67	6	1	190

ALS Canada Ltd.
2103 Dollarton Hwy
North Vancouver BC V7H 0A7
Phone: 604 984 0221 Fax: 604 984 0218 www.alsglobal.com

To: **BRIXTON METALS CORPORATION**
#1411 - 409 GRANVILLE STREET
VANCOUVER BC V6C 1T2

Finalized Date: 13-NOV-2012
Account: BRIXMET

Project: Thorn

CERTIFICATE OF ANALYSIS WH12228844

Sample Description	Method	ME-ICP41	ME-ICP41	ME-ICP41	ME-ICP41	ME-ICP41	ME-ICP41	ME-ICP41	Cu-AA46	Pb-AA46	Zn-AA46	Ag-GRA21
	Analyte	Th	Ti	Tl	U	V	W	Zn	Cu	Pb	Zn	Ag
	Units	ppm	%	ppm	ppm	ppm	ppm	ppm	%	%	%	ppm
	LOR	20	0.01	10	10	1	10	2	0.001	0.001	0.001	5
Q001671		<20	<0.01	<10	20	5	<10	294				
Q001672		<20	<0.01	<10	10	10	<10	73				
Q001673		<20	<0.01	<10	10	8	<10	3610				
Q001674		<20	<0.01	<10	20	7	<10	570				
Q001675		<20	<0.01	<10	20	8	<10	616				
Q001676		<20	<0.01	<10	<10	8	<10	71				
Q001677		<20	<0.01	<10	<10	8	<10	77				
Q001678		<20	<0.01	<10	<10	10	<10	87				
Q001679		<20	<0.01	<10	10	7	<10	2980				
Q001680		<20	<0.01	<10	10	5	<10	1290				
Q001681		<20	<0.01	<10	20	5	<10	162				
Q001682		<20	<0.01	<10	<10	5	<10	4160				
Q001683		<20	0.17	<10	<10	48	<10	120				
Q001684		<20	<0.01	<10	<10	7	<10	>10000			1.420	
Q001685		<20	<0.01	<10	<10	6	<10	7980				
Q001686		<20	<0.01	<10	10	5	<10	5240				
Q001687		<20	<0.01	<10	<10	11	<10	120				
Q001688		<20	<0.01	<10	<10	8	<10	100				
Q001689		<20	<0.01	<10	<10	10	<10	63				
Q001690		<20	<0.01	30	<10	17	10	>10000	1.146	1.495	9.14	159
Q001691		<20	<0.01	<10	<10	9	<10	110				

ALS Canada Ltd.
2103 Dollarton Hwy
North Vancouver BC V7H 0A7
Phone: 604 984 0221 Fax: 604 984 0218 www.alsglobal.com

To: **BRIXTON METALS CORPORATION**
#1411 - 409 GRANVILLE STREET
VANCOUVER BC V6C 1T2

Finalized Date: 7-NOV-2012
Account: BRIXMET

CERTIFICATE WH12228845

Project: Thorn

P.O. No.: THN12-85 Batch #11

This report is for 200 Drill Core samples submitted to our lab in Whitehorse, YT, Canada on 19-OCT-2012.

The following have access to data associated with this certificate:

SORIN POSESCU	GARY THOMPSON	

SAMPLE PREPARATION

ALS CODE	DESCRIPTION
WEI-21	Received Sample Weight
LOG-22	Sample login - Rcd w/o BarCode
LOG-23	Pulp Login - Rcvd with Barcode
SPL-21d	Split sample - duplicate
PUL-31d	Pulverize Split - duplicate
CRU-QC	Crushing QC Test
PUL-QC	Pulverizing QC Test
CRU-31	Fine crushing - 70% <2mm
SPL-22Y	Split Sample - Boyd Rotary Splitter
PUL-31	Pulverize split to 85% <75 um
LOG-22d	Sample login - Rcd w/o BarCode dup

ANALYTICAL PROCEDURES

ALS CODE	DESCRIPTION	INSTRUMENT
ME-ICP41	35 Element Aqua Regia ICP-AES	ICP-AES
Cu-AA46	Ore grade Cu - aqua regia/AA	AAS
Pb-AA46	Ore grade Pb - aqua regia/AA	AAS
Zn-AA46	Ore grade Zn - aqua regia/AA	AAS
Ag-GRA21	Ag 30g FA-GRAV finish	WST-SIM
Au-AA25	Ore Grade Au 30g FA AA finish	AAS

To: **BRIXTON METALS CORPORATION**
ATTN: SORIN POSESCU
#1411 - 409 GRANVILLE STREET
VANCOUVER BC V6C 1T2

This is the Final Report and supersedes any preliminary report with this certificate number. Results apply to samples as submitted. All pages of this report have been checked and approved for release.

***** See Appendix Page for comments regarding this certificate *****

Signature:

Colin Ramshaw, Vancouver Laboratory Manager

ALS Canada Ltd.
2103 Dollarton Hwy
North Vancouver BC V7H 0A7
Phone: 604 984 0221 Fax: 604 984 0218 www.alsglobal.com

To: **BRIXTON METALS CORPORATION**
#1411 - 409 GRANVILLE STREET
VANCOUVER BC V6C 1T2

Finalized Date: 7-NOV-2012
Account: BRIXMET

Project: Thorn

CERTIFICATE OF ANALYSIS WH12228845

Sample Description	Method	WEI-21	Au-AA25	ME-ICP41	ME-ICP41	ME-ICP41	ME-ICP41	ME-ICP41	ME-ICP41	ME-ICP41	ME-ICP41	ME-ICP41	ME-ICP41	ME-ICP41	ME-ICP41	ME-ICP41
	Analyte	Recvd Wt.	Au	Ag	Al	As	B	Ba	Be	Bi	Ca	Cd	Co	Cr	Cu	Fe
	Units	kg	ppm	ppm	%	ppm	ppm	ppm	ppm	ppm	%	ppm	ppm	ppm	ppm	%
	LOR	0.02	0.01	0.2	0.01	2	10	10	0.5	2	0.01	0.5	1	1	1	0.01
Q001065		1.79	0.10	14.9	1.76	2950	<10	50	0.7	<2	1.46	63.9	15	18	44	5.08
Q001066		1.18	0.06	18.8	0.63	4570	<10	40	<0.5	<2	0.16	53.2	8	2	43	4.88
Q001067		0.31	<0.01	0.5	0.98	94	<10	100	<0.5	<2	1.14	0.9	13	13	17	2.80
Q001068		2.27	0.11	16.6	0.64	4630	<10	20	<0.5	3	0.27	72.2	7	2	188	4.84
Q001069		2.02	0.16	8.9	0.50	3210	<10	60	0.5	<2	0.61	72.4	7	1	38	4.14
Q001070		2.49	0.21	16.1	0.52	4420	<10	60	0.5	2	0.88	67.9	6	1	68	4.33
Q001071		2.00	0.15	7.7	0.53	3290	<10	40	0.5	2	0.51	82.7	5	1	30	3.65
Q001072		0.09	0.43	60.4	0.75	144	<10	20	<0.5	3	1.63	219	<1	13	>10000	12.05
Q001073		2.40	0.21	11.4	0.67	4470	<10	20	0.5	2	0.60	80.1	7	1	43	4.07
Q001074		2.32	0.23	8.9	0.74	4200	<10	60	0.5	<2	0.52	43.7	7	2	66	4.30
Q001075		<0.02	0.23	8.9	0.57	4150	<10	60	0.5	<2	0.52	42.7	7	1	61	4.30
Q001076		2.06	0.18	8.9	0.49	4460	<10	50	0.5	<2	0.55	44.1	7	1	30	4.17
Q001077		2.29	0.20	13.9	0.39	3650	<10	40	<0.5	2	0.58	49.5	7	1	35	7.47
Q001078		2.47	0.10	11.9	0.89	5610	<10	60	0.6	<2	0.66	54.6	6	1	31	3.97
Q001079		1.74	0.05	6.5	0.66	6970	<10	50	0.5	2	1.39	4.9	6	1	19	4.33
Q001080		2.65	0.05	32.1	0.47	6630	<10	40	0.5	<2	1.09	7.4	7	2	113	5.46
Q001081		2.96	0.07	13.1	0.56	3530	<10	20	0.5	<2	0.50	13.1	6	2	72	5.32
Q001082		0.38	<0.01	0.2	0.88	76	<10	130	<0.5	<2	1.04	<0.5	13	12	14	2.47
Q001083		2.13	0.07	9.5	0.51	1840	<10	20	0.6	<2	0.45	7.8	7	1	28	4.83
Q001084		1.57	0.05	7.8	0.55	1540	<10	20	0.5	<2	0.39	8.1	7	1	25	4.86
Q001085		2.20	0.06	9.2	0.45	1115	<10	50	0.5	<2	0.51	27.5	6	1	28	4.39
Q001086		2.08	0.15	14.2	0.51	1445	<10	30	0.6	2	0.95	48.9	8	2	44	5.43
Q001087		2.54	0.11	9.8	0.54	2960	<10	10	0.5	<2	0.66	8.8	7	2	39	7.69
Q001088		0.08	2.18	>100	0.31	1190	<10	10	<0.5	53	1.77	523	26	16	>10000	18.5
Q001089		2.43	0.14	10.3	0.46	3750	<10	10	0.5	<2	0.80	2.5	6	2	51	9.21
Q001090		2.49	0.10	7.2	0.53	2440	<10	20	0.5	<2	1.01	3.6	6	1	32	6.07
Q001091		2.68	0.11	9.1	0.54	3600	<10	20	0.6	<2	1.71	4.4	6	2	48	8.00
Q001092		1.99	0.08	7.2	0.47	1955	<10	20	0.7	<2	3.93	21.6	6	2	39	6.58
Q001093		<0.02	0.08	7.4	0.51	2040	<10	20	0.7	<2	3.97	22.4	6	3	41	6.86
Q001094		1.91	0.12	32.9	0.64	1650	<10	20	0.6	4	0.66	52.2	6	1	76	5.61
Q001095		2.27	0.33	58.8	0.51	2090	<10	20	0.5	3	0.49	23.3	6	1	157	5.94
Q001096		2.18	0.14	9.7	0.56	2240	<10	20	0.5	<2	0.43	8.3	6	1	30	5.24
Q001097		2.12	0.16	13.3	0.59	2460	<10	20	0.5	<2	0.65	7.1	8	2	41	5.57
Q001098		2.38	0.23	10.6	0.50	2050	<10	10	0.5	<2	0.48	9.8	6	1	55	5.48
Q001099		1.94	0.65	13.0	0.56	1715	<10	20	<0.5	3	0.30	10.5	7	1	55	4.48
Q001100		2.27	0.40	7.3	0.57	2590	<10	20	<0.5	<2	0.40	7.0	6	2	44	5.19
Q001201		2.15	0.33	7.8	0.53	2110	<10	30	<0.5	<2	0.48	6.4	6	2	87	4.03
Q001202		2.79	0.56	47.8	0.54	2550	<10	20	<0.5	2	1.11	154.0	5	2	210	4.75
Q001203		1.52	0.55	57.0	0.47	1835	<10	20	<0.5	6	0.96	366	5	1	443	5.06
Q001204		2.52	1.56	>100	0.38	6360	<10	20	0.5	15	2.09	>1000	<1	<1	1495	8.82

***** See Appendix Page for comments regarding this certificate *****

ALS Canada Ltd.
2103 Dollarton Hwy
North Vancouver BC V7H 0A7
Phone: 604 984 0221 Fax: 604 984 0218 www.alsglobal.com

To: **BRIXTON METALS CORPORATION**
#1411 - 409 GRANVILLE STREET
VANCOUVER BC V6C 1T2

Finalized Date: 7-NOV-2012
Account: BRIXMET

Project: Thorn

CERTIFICATE OF ANALYSIS WH12228845

Sample Description	Method	ME-ICP41	ME-ICP41	ME-ICP41	ME-ICP41	ME-ICP41	ME-ICP41	ME-ICP41	ME-ICP41	ME-ICP41	ME-ICP41	ME-ICP41	ME-ICP41	ME-ICP41	ME-ICP41	ME-ICP41
	Analyte	Ga	Hg	K	La	Mg	Mn	Mo	Na	Ni	P	Pb	S	Sb	Sc	Sr
	Units	ppm	ppm	%	ppm	%	ppm	ppm	%	ppm	ppm	ppm	%	ppm	ppm	ppm
	LOR	10	1	0.01	10	0.01	5	1	0.01	1	10	2	0.01	2	1	1
Q001065		<10	<1	0.36	20	1.08	1220	1	0.12	35	1060	1210	3.59	103	5	213
Q001066		<10	<1	0.35	10	0.03	41	1	0.01	6	830	1605	5.84	46	1	13
Q001067		<10	<1	0.15	20	0.50	370	<1	0.25	29	2170	42	0.11	2	4	128
Q001068		<10	<1	0.37	10	0.06	147	1	0.01	6	690	1395	5.80	55	1	35
Q001069		<10	<1	0.32	10	0.07	245	1	0.01	5	790	497	4.80	44	1	125
Q001070		<10	<1	0.35	20	0.15	469	1	0.01	3	830	709	4.86	75	1	184
Q001071		<10	<1	0.35	10	0.09	279	<1	0.01	3	640	552	4.24	48	1	113
Q001072		10	3	0.07	<10	1.69	642	39	0.02	14	400	954	>10.0	38	1	37
Q001073		<10	<1	0.42	20	0.09	220	1	0.01	6	790	1115	4.69	52	1	108
Q001074		<10	<1	0.46	20	0.08	163	8	0.01	5	760	382	4.90	59	1	122
Q001075		<10	<1	0.37	10	0.07	161	12	0.01	5	760	379	4.89	57	1	121
Q001076		<10	<1	0.33	20	0.07	170	<1	0.01	5	790	450	4.71	59	1	144
Q001077		<10	<1	0.26	10	0.08	225	2	0.01	2	710	395	9.42	77	1	148
Q001078		<10	<1	0.54	20	0.10	320	2	0.01	3	760	639	4.47	82	1	161
Q001079		<10	<1	0.41	10	0.26	856	1	0.01	3	740	347	4.43	77	1	291
Q001080		<10	<1	0.32	10	0.27	571	<1	0.02	7	770	404	6.25	123	1	261
Q001081		<10	<1	0.38	10	0.08	172	<1	0.01	6	700	406	6.51	56	1	152
Q001082		<10	<1	0.17	20	0.53	328	<1	0.26	27	1960	7	0.10	6	4	122
Q001083		<10	1	0.35	10	0.07	137	<1	0.01	4	830	276	5.94	36	1	141
Q001084		<10	<1	0.35	10	0.07	119	1	0.01	5	770	314	6.01	31	1	144
Q001085		<10	<1	0.31	10	0.11	214	<1	0.01	5	690	747	5.03	43	1	158
Q001086		<10	1	0.35	10	0.26	440	2	0.01	6	620	1290	6.69	68	1	236
Q001087		<10	1	0.36	10	0.16	292	1	0.01	5	780	570	9.72	56	1	175
Q001088		10	20	0.06	<10	0.80	389	36	0.01	58	390	>10000	>10.0	253	<1	38
Q001089		<10	1	0.31	10	0.16	266	<1	0.01	7	740	495	>10.0	51	1	207
Q001090		<10	1	0.36	10	0.29	350	1	0.01	6	780	440	7.39	51	1	248
Q001091		<10	1	0.36	10	0.57	546	1	0.01	6	610	509	9.82	64	1	376
Q001092		<10	1	0.32	10	1.12	1290	1	0.02	3	630	501	7.51	58	2	688
Q001093		<10	<1	0.34	10	1.13	1295	1	0.02	5	650	520	7.86	61	2	695
Q001094		<10	1	0.42	10	0.15	216	<1	0.02	7	800	1460	7.17	69	1	187
Q001095		<10	<1	0.34	10	0.11	213	<1	0.01	3	720	1400	7.58	119	1	119
Q001096		<10	1	0.38	10	0.08	208	<1	0.02	3	810	335	6.52	31	1	108
Q001097		<10	<1	0.40	10	0.15	400	<1	0.02	9	770	471	6.87	51	1	171
Q001098		<10	1	0.35	10	0.09	203	<1	0.02	2	790	436	6.89	40	1	159
Q001099		<10	1	0.34	10	0.06	113	<1	0.04	4	860	412	5.62	45	1	129
Q001100		<10	<1	0.36	10	0.08	219	<1	0.04	3	760	353	6.27	33	1	160
Q001201		<10	<1	0.37	10	0.08	277	<1	0.04	4	880	322	4.56	53	1	155
Q001202		<10	1	0.35	10	0.17	563	<1	0.03	2	760	5890	6.37	96	1	229
Q001203		<10	2	0.31	10	0.28	754	<1	0.03	3	700	6450	7.41	124	1	152
Q001204		<10	7	0.26	<10	0.76	1460	<1	0.02	<1	490	7390	>10.0	431	1	330

***** See Appendix Page for comments regarding this certificate *****

ALS Canada Ltd.
2103 Dollarton Hwy
North Vancouver BC V7H 0A7
Phone: 604 984 0221 Fax: 604 984 0218 www.alsglobal.com

To: **BRIXTON METALS CORPORATION**
#1411 - 409 GRANVILLE STREET
VANCOUVER BC V6C 1T2

Finalized Date: 7-NOV-2012
Account: BRIXMET

Project: Thorn

CERTIFICATE OF ANALYSIS WH12228845

Sample Description	Method	ME-ICP41	ME-ICP41	ME-ICP41	ME-ICP41	ME-ICP41	ME-ICP41	ME-ICP41	Cu-AA46	Pb-AA46	Zn-AA46	Ag-GRA21
	Analyte	Th	Ti	Tl	U	V	W	Zn	Cu	Pb	Zn	Ag
	Units	ppm	%	ppm	ppm	ppm	ppm	ppm	%	%	%	ppm
	LOR	20	0.01	10	10	1	10	2	0.001	0.001	0.001	5
Q001065		<20	0.02	<10	<10	45	<10	8450				
Q001066		<20	<0.01	<10	<10	7	<10	3190				
Q001067		<20	0.16	<10	<10	57	<10	105				
Q001068		<20	<0.01	<10	<10	6	<10	5060				
Q001069		<20	<0.01	<10	<10	5	<10	5210				
Q001070		<20	<0.01	<10	<10	5	<10	4880				
Q001071		<20	<0.01	<10	<10	5	<10	5920				
Q001072		<20	<0.01	<10	10	8	<10	>10000	1.939		4.75	
Q001073		<20	<0.01	<10	<10	6	<10	5960				
Q001074		<20	<0.01	<10	<10	7	<10	3240				
Q001075		<20	<0.01	<10	<10	5	<10	3190				
Q001076		<20	<0.01	<10	<10	5	<10	3120				
Q001077		<20	<0.01	<10	<10	4	<10	3710				
Q001078		<20	<0.01	<10	<10	9	<10	4150				
Q001079		<20	<0.01	<10	<10	6	<10	513				
Q001080		<20	<0.01	<10	<10	6	<10	764				
Q001081		<20	<0.01	<10	<10	6	<10	1310				
Q001082		<20	0.16	<10	<10	57	<10	61				
Q001083		<20	<0.01	<10	<10	6	<10	1000				
Q001084		<20	<0.01	<10	<10	6	<10	869				
Q001085		<20	<0.01	<10	<10	5	<10	2850				
Q001086		<20	<0.01	<10	<10	7	<10	4550				
Q001087		<20	<0.01	<10	<10	7	<10	1250				
Q001088		<20	<0.01	40	10	17	10	>10000	1.245	1.515	9.47	142
Q001089		<20	<0.01	<10	<10	6	<10	1180				
Q001090		<20	<0.01	<10	<10	7	<10	1520				
Q001091		<20	<0.01	<10	<10	7	<10	1660				
Q001092		<20	<0.01	<10	<10	8	<10	2590				
Q001093		<20	<0.01	<10	<10	8	<10	2670				
Q001094		<20	<0.01	<10	<10	7	<10	5120				
Q001095		<20	<0.01	<10	<10	5	<10	3540				
Q001096		<20	<0.01	<10	<10	6	<10	1650				
Q001097		<20	<0.01	<10	<10	7	<10	1590				
Q001098		<20	<0.01	<10	<10	6	<10	1720				
Q001099		<20	<0.01	<10	<10	6	<10	1530				
Q001100		<20	<0.01	<10	<10	7	<10	1070				
Q001201		<20	<0.01	<10	<10	6	<10	987				
Q001202		<20	<0.01	<10	<10	7	10	>10000			1.220	
Q001203		<20	<0.01	<10	<10	6	<10	>10000			2.98	
Q001204		<20	<0.01	<10	<10	6	10	>10000			10.30	96

***** See Appendix Page for comments regarding this certificate *****

ALS Canada Ltd.
2103 Dollarton Hwy
North Vancouver BC V7H 0A7
Phone: 604 984 0221 Fax: 604 984 0218 www.alsglobal.com

To: **BRIXTON METALS CORPORATION**
#1411 - 409 GRANVILLE STREET
VANCOUVER BC V6C 1T2

Finalized Date: 7-NOV-2012
Account: BRIXMET

Project: Thorn

CERTIFICATE OF ANALYSIS WH12228845

Sample Description	Method	WEI-21	Au-AA25	ME-ICP41	ME-ICP41	ME-ICP41	ME-ICP41	ME-ICP41	ME-ICP41	ME-ICP41	ME-ICP41	ME-ICP41	ME-ICP41	ME-ICP41	ME-ICP41	ME-ICP41
	Analyte	Recvd Wt.	Au	Ag	Al	As	B	Ba	Be	Bi	Ca	Cd	Co	Cr	Cu	Fe
	Units	kg	ppm	ppm	%	ppm	ppm	ppm	ppm	ppm	%	ppm	ppm	ppm	ppm	%
	LOR	0.02	0.01	0.2	0.01	2	10	10	0.5	2	0.01	0.5	1	1	1	0.01
Q001205		2.24	1.20	91.5	0.50	2830	<10	20	0.5	11	1.04	797	1	1	835	6.51
Q001206		2.55	1.14	78.6	0.47	3290	<10	20	0.5	11	1.13	>1000	<1	<1	1030	6.18
Q001207		2.54	1.00	87.0	0.43	3620	<10	30	0.5	10	1.12	>1000	<1	1	1255	6.20
Q001208		0.38	0.01	0.8	0.86	34	<10	110	<0.5	<2	1.02	9.4	12	12	22	2.52
Q001209		2.31	1.28	62.6	0.51	4440	<10	20	0.5	12	0.87	796	1	1	858	5.50
Q001210		2.11	0.80	90.3	0.44	2780	<10	30	<0.5	6	0.89	478	3	1	878	4.56
Q001211		2.20	0.33	24.9	0.57	2150	<10	50	0.5	<2	0.63	31.6	6	2	121	3.81
Q001212		2.20	0.42	18.9	0.58	2020	<10	30	0.5	<2	0.45	37.4	7	3	79	4.09
Q001213		0.08	2.19	>100	0.32	1235	<10	10	<0.5	88	1.83	535	25	16	>10000	19.1
Q001214		2.05	0.43	19.9	0.50	3260	<10	20	0.5	<2	0.64	56.8	7	2	106	4.42
Q001215		2.02	0.29	12.5	0.59	2790	<10	30	0.5	3	0.45	65.6	6	2	43	4.40
Q001216		<0.02	0.29	12.3	0.48	2770	<10	30	0.5	<2	0.48	66.0	7	3	46	4.57
Q001217		2.35	0.14	9.9	0.42	943	<10	40	0.5	<2	0.58	50.2	6	1	35	4.06
Q001218		2.05	0.27	16.5	0.50	1325	<10	60	0.5	<2	1.09	75.3	6	2	45	4.38
Q001219		2.22	0.27	11.2	0.70	1310	<10	50	0.5	<2	1.28	30.4	7	2	37	4.10
Q001220		2.07	0.27	10.7	0.46	1635	<10	40	<0.5	<2	0.51	20.0	6	2	36	5.22
Q001221		2.44	0.06	7.4	0.49	2430	<10	60	0.5	<2	0.98	10.7	6	1	22	3.45
Q001222		2.10	0.01	2.0	0.48	1310	<10	80	0.6	<2	1.81	2.8	5	1	9	2.59
Q001223		2.26	0.06	3.2	0.45	971	<10	70	0.6	<2	1.48	12.8	6	1	18	2.92
Q001224		0.31	0.01	<0.2	0.77	19	<10	90	<0.5	<2	1.00	<0.5	11	11	12	2.32
Q001225		2.22	0.15	5.4	0.50	4190	<10	60	0.5	<2	1.04	16.1	7	1	28	3.90
Q001226		2.33	0.06	3.0	0.41	245	<10	50	<0.5	<2	0.48	16.3	10	1	25	3.71
Q001227		2.26	0.17	16.0	0.48	1175	<10	30	<0.5	<2	0.41	125.5	6	2	37	4.48
Q001228		2.20	0.19	7.5	0.43	843	<10	40	0.5	<2	0.78	42.4	7	2	20	3.67
Q001229		0.08	0.56	60.2	0.70	154	<10	20	<0.5	3	1.64	218	<1	13	>10000	12.10
Q001230		2.09	0.09	2.4	0.51	903	<10	90	0.8	<2	2.69	6.5	6	2	23	3.44
Q001231		2.22	0.15	4.4	0.52	594	<10	30	0.6	<2	0.89	14.3	8	2	21	3.67
Q001232		2.24	0.15	9.1	0.47	980	<10	40	0.5	<2	0.41	43.4	8	1	28	4.23
Q001233		2.50	0.21	10.7	0.51	1280	<10	30	<0.5	<2	0.46	41.6	6	2	29	4.36
Q001234		2.15	0.06	4.0	0.52	392	<10	50	0.5	<2	0.25	8.2	6	1	13	3.82
Q001235		2.42	0.04	6.9	0.47	2850	<10	20	0.5	<2	0.33	50.2	6	1	22	6.85
Q001236		1.92	0.06	5.7	0.49	1180	<10	40	0.5	<2	0.32	16.0	6	1	16	4.29
Q001237		2.52	0.03	4.7	0.54	3190	<10	80	0.5	<2	0.93	15.4	8	1	15	2.98
Q001238		<0.02	0.03	4.6	0.42	3200	<10	90	<0.5	<2	0.92	15.5	8	1	14	2.79
Q001239		2.27	0.07	3.9	0.51	5260	<10	110	<0.5	<2	1.01	20.6	6	1	10	2.40
Q001240		2.17	0.04	2.8	0.50	7430	<10	60	<0.5	<2	0.69	11.8	6	1	10	2.80
Q001241		0.29	<0.01	<0.2	0.81	83	<10	90	<0.5	<2	1.09	<0.5	12	12	14	2.58
Q001242		2.26	0.07	3.6	0.49	1880	<10	50	<0.5	<2	0.33	15.6	7	1	13	2.94
Q001243		2.19	0.52	16.8	0.49	1820	<10	20	<0.5	<2	0.51	58.0	5	1	135	2.93
Q001244		2.23	0.41	8.6	0.51	2240	<10	40	<0.5	<2	0.26	16.1	6	2	38	4.74

***** See Appendix Page for comments regarding this certificate *****

ALS Canada Ltd.
2103 Dollarton Hwy
North Vancouver BC V7H 0A7
Phone: 604 984 0221 Fax: 604 984 0218 www.alsglobal.com

To: **BRIXTON METALS CORPORATION**
#1411 - 409 GRANVILLE STREET
VANCOUVER BC V6C 1T2

Finalized Date: 7-NOV-2012
Account: BRIXMET

Project: Thorn

CERTIFICATE OF ANALYSIS WH12228845

Sample Description	Method	ME-ICP41	ME-ICP41	ME-ICP41	ME-ICP41	ME-ICP41	ME-ICP41	ME-ICP41	ME-ICP41	ME-ICP41	ME-ICP41	ME-ICP41	ME-ICP41	ME-ICP41	ME-ICP41	ME-ICP41
	Analyte	Ga	Hg	K	La	Mg	Mn	Mo	Na	Ni	P	Pb	S	Sb	Sc	Sr
	Units	ppm	ppm	%	ppm	%	ppm	ppm	%	ppm	ppm	ppm	%	ppm	ppm	ppm
	LOR	10	1	0.01	10	0.01	5	1	0.01	1	10	2	0.01	2	1	1
Q001205		<10	5	0.34	10	0.30	742	<1	0.02	<1	620	3220	>10.0	284	1	215
Q001206		10	8	0.31	10	0.34	854	<1	0.02	<1	580	2660	>10.0	252	1	191
Q001207		10	6	0.29	10	0.33	949	<1	0.03	<1	620	6200	9.97	206	1	231
Q001208		<10	<1	0.14	20	0.52	322	<1	0.27	25	1800	47	0.12	6	4	124
Q001209		10	5	0.34	10	0.24	752	<1	0.04	<1	640	2060	8.84	171	1	196
Q001210		<10	2	0.31	10	0.18	810	<1	0.04	1	670	2520	6.93	221	1	197
Q001211		<10	<1	0.39	10	0.12	444	<1	0.05	2	820	743	4.36	54	1	162
Q001212		<10	1	0.38	10	0.06	255	<1	0.06	7	860	633	4.72	40	1	136
Q001213		10	21	0.06	<10	0.82	407	38	0.02	59	400	>10000	>10.0	256	1	39
Q001214		<10	<1	0.34	10	0.12	568	<1	0.05	4	870	1040	5.14	44	1	155
Q001215		<10	1	0.40	10	0.10	406	8	0.04	7	730	486	5.12	28	1	113
Q001216		<10	1	0.35	10	0.10	420	10	0.04	10	770	497	5.72	35	1	115
Q001217		<10	1	0.30	10	0.12	385	1	0.05	4	800	500	4.84	26	1	147
Q001218		<10	1	0.35	10	0.28	713	<1	0.05	6	650	970	5.21	35	1	237
Q001219		<10	1	0.46	10	0.38	779	1	0.05	5	760	664	4.62	33	1	255
Q001220		<10	<1	0.34	10	0.06	231	1	0.04	5	800	524	6.55	26	1	145
Q001221		<10	<1	0.35	10	0.06	813	<1	0.05	4	760	366	3.93	21	1	282
Q001222		<10	<1	0.32	20	0.35	1595	<1	0.06	2	800	189	2.68	11	2	392
Q001223		<10	<1	0.31	10	0.24	2020	<1	0.06	2	810	174	3.26	14	1	316
Q001224		<10	<1	0.14	10	0.42	316	<1	0.25	23	1640	6	0.05	<2	3	113
Q001225		<10	<1	0.34	10	0.16	874	1	0.07	4	810	300	4.32	20	1	237
Q001226		<10	1	0.29	10	0.05	213	<1	0.06	7	900	291	4.38	12	1	151
Q001227		<10	1	0.33	10	0.06	257	<1	0.07	4	820	1430	6.05	22	1	130
Q001228		<10	1	0.30	10	0.19	958	1	0.07	4	800	894	4.32	14	1	151
Q001229		10	3	0.07	<10	1.69	617	33	0.03	16	400	951	>10.0	44	1	38
Q001230		<10	<1	0.34	10	0.92	6370	1	0.08	5	850	198	3.52	8	1	204
Q001231		<10	1	0.34	10	0.24	2310	1	0.08	6	860	299	4.19	13	1	144
Q001232		<10	<1	0.32	10	0.04	242	<1	0.08	5	890	522	5.05	24	1	145
Q001233		<10	<1	0.34	10	0.09	403	1	0.06	4	810	468	5.50	31	1	132
Q001234		<10	<1	0.34	10	0.03	70	1	0.09	3	720	209	4.49	8	1	136
Q001235		<10	1	0.32	10	0.04	211	2	0.08	2	800	551	8.85	19	1	127
Q001236		<10	<1	0.32	10	0.06	277	1	0.08	3	740	568	5.00	14	1	119
Q001237		<10	<1	0.36	20	0.24	996	<1	0.08	3	850	429	3.29	14	2	168
Q001238		<10	1	0.28	20	0.24	1000	<1	0.07	3	820	419	3.08	14	2	165
Q001239		<10	<1	0.33	20	0.25	1335	<1	0.08	2	870	444	2.50	10	1	169
Q001240		<10	<1	0.31	20	0.11	970	<1	0.07	3	820	329	2.87	10	1	143
Q001241		<10	<1	0.12	20	0.38	318	<1	0.26	25	2170	6	0.03	<2	3	118
Q001242		<10	<1	0.31	20	0.04	264	<1	0.07	3	860	537	3.40	14	1	86
Q001243		<10	1	0.34	10	0.04	224	1	0.05	3	750	660	3.63	60	1	150
Q001244		<10	1	0.36	10	0.04	116	1	0.06	4	740	441	5.49	26	1	92

***** See Appendix Page for comments regarding this certificate *****

ALS Canada Ltd.
2103 Dollarton Hwy
North Vancouver BC V7H 0A7
Phone: 604 984 0221 Fax: 604 984 0218 www.alsglobal.com

To: **BRIXTON METALS CORPORATION**
#1411 - 409 GRANVILLE STREET
VANCOUVER BC V6C 1T2

Finalized Date: 7-NOV-2012
Account: BRIXMET

Project: Thorn

CERTIFICATE OF ANALYSIS WH12228845

Sample Description	Method	ME-ICP41	ME-ICP41	ME-ICP41	ME-ICP41	ME-ICP41	ME-ICP41	ME-ICP41	Cu-AA46	Pb-AA46	Zn-AA46	Ag-GRA21
	Analyte	Th	Ti	Tl	U	V	W	Zn	Cu	Pb	Zn	Ag
	Units	ppm	%	ppm	ppm	ppm	ppm	ppm	%	%	%	ppm
	LOR	20	0.01	10	10	1	10	2	0.001	0.001	0.001	5
Q001205		<20	<0.01	<10	<10	7	<10	>10000			7.25	
Q001206		<20	<0.01	<10	<10	8	10	>10000			12.15	
Q001207		<20	<0.01	<10	<10	6	10	>10000			10.15	
Q001208		<20	0.16	<10	<10	56	<10	831				
Q001209		<20	<0.01	10	<10	6	<10	>10000			6.85	
Q001210		<20	<0.01	<10	<10	5	<10	>10000			3.73	
Q001211		<20	<0.01	<10	<10	6	<10	3170				
Q001212		<20	<0.01	<10	<10	6	<10	3180				
Q001213		<20	<0.01	30	10	18	10	>10000	1.248	1.495	9.44	149
Q001214		<20	<0.01	<10	<10	6	<10	4680				
Q001215		<20	<0.01	<10	<10	7	<10	6140				
Q001216		<20	<0.01	<10	<10	5	10	6100				
Q001217		<20	<0.01	<10	<10	4	<10	4420				
Q001218		<20	<0.01	<10	<10	5	<10	7260				
Q001219		<20	<0.01	<10	<10	8	<10	3310				
Q001220		<20	<0.01	<10	<10	5	<10	2670				
Q001221		<20	<0.01	<10	<10	5	<10	1355				
Q001222		<20	<0.01	<10	<10	11	<10	331				
Q001223		<20	<0.01	<10	<10	10	<10	1335				
Q001224		<20	0.16	<10	<10	54	<10	74				
Q001225		<20	<0.01	<10	<10	7	<10	1570				
Q001226		<20	<0.01	<10	<10	8	<10	1545				
Q001227		<20	<0.01	<10	<10	6	<10	>10000			1.170	
Q001228		<20	<0.01	<10	<10	8	<10	4090				
Q001229		<20	<0.01	<10	<10	8	<10	>10000	1.855		4.59	
Q001230		<20	<0.01	<10	<10	12	<10	764				
Q001231		<20	<0.01	<10	<10	8	<10	1410				
Q001232		<20	<0.01	<10	<10	6	<10	4010				
Q001233		<20	<0.01	<10	<10	6	<10	4040				
Q001234		<20	<0.01	<10	<10	5	<10	957				
Q001235		<20	<0.01	<10	<10	4	<10	4960				
Q001236		<20	<0.01	<10	<10	5	<10	1995				
Q001237		<20	<0.01	<10	<10	9	<10	1730				
Q001238		<20	<0.01	<10	<10	7	<10	1695				
Q001239		<20	<0.01	<10	<10	7	<10	2250				
Q001240		<20	<0.01	<10	<10	8	<10	1385				
Q001241		<20	0.16	<10	<10	59	<10	60				
Q001242		<20	<0.01	<10	<10	6	<10	1835				
Q001243		<20	<0.01	<10	<10	5	10	6190				
Q001244		<20	<0.01	<10	<10	5	<10	2040				

***** See Appendix Page for comments regarding this certificate *****

ALS Canada Ltd.
2103 Dollarton Hwy
North Vancouver BC V7H 0A7
Phone: 604 984 0221 Fax: 604 984 0218 www.alsglobal.com

To: **BRIXTON METALS CORPORATION**
#1411 - 409 GRANVILLE STREET
VANCOUVER BC V6C 1T2

Finalized Date: 7-NOV-2012
Account: BRIXMET

Project: Thorn

CERTIFICATE OF ANALYSIS WH12228845

Sample Description	Method	WEI-21	Au-AA25	ME-ICP41	ME-ICP41	ME-ICP41	ME-ICP41	ME-ICP41	ME-ICP41	ME-ICP41	ME-ICP41	ME-ICP41	ME-ICP41	ME-ICP41	ME-ICP41	ME-ICP41
	Analyte	Recvd Wt.	Au	Ag	Al	As	B	Ba	Be	Bi	Ca	Cd	Co	Cr	Cu	Fe
	Units	kg	ppm	ppm	%	ppm	ppm	ppm	ppm	ppm	%	ppm	ppm	ppm	ppm	%
	LOR	0.02	0.01	0.2	0.01	2	10	10	0.5	2	0.01	0.5	1	1	1	0.01
Q001245		2.26	0.43	9.1	0.48	3770	<10	60	<0.5	<2	0.70	18.8	7	1	61	4.02
Q001246		2.29	0.53	10.9	0.45	2080	<10	30	<0.5	<2	0.45	14.7	6	1	75	5.55
Q001247		0.08	2.15	>100	0.30	1260	<10	10	<0.5	54	1.88	522	25	16	>10000	18.4
Q001248		2.35	0.47	10.3	0.55	1860	<10	30	0.5	<2	0.28	23.6	6	1	55	5.51
Q001249		2.16	0.10	4.3	0.54	174	<10	50	0.5	<2	0.18	3.2	6	1	14	3.47
Q001250		2.40	0.10	10.0	0.49	255	<10	40	0.7	<2	0.24	3.0	7	1	16	3.52
Q001251		2.08	0.17	4.4	0.52	751	<10	60	0.5	<2	0.30	8.4	7	1	22	2.62
Q001252		2.25	0.41	10.6	0.52	2440	<10	10	0.5	<2	0.31	14.4	6	2	42	5.85
Q001253		<0.02	0.41	10.4	0.44	2490	<10	10	<0.5	<2	0.31	14.9	6	1	41	5.94
Q001254		2.23	0.47	37.6	0.54	1575	<10	20	0.5	4	0.39	23.3	7	1	107	4.81
Q001255		2.40	0.51	16.7	0.51	1425	<10	50	<0.5	2	0.49	23.3	6	2	61	4.61
Q001256		2.15	0.35	9.5	0.49	1030	<10	20	<0.5	<2	0.45	18.5	5	1	38	4.29
Q001257		2.16	0.47	26.3	0.51	1295	<10	20	0.5	4	0.55	38.2	5	1	116	4.37
Q001258		1.70	0.35	6.9	0.57	1410	<10	30	0.7	7	0.72	8.9	7	1	70	3.95
Q001259		2.44	0.73	5.5	0.46	1575	<10	30	0.5	<2	0.75	16.5	6	1	33	5.69
Q001260		2.34	0.58	12.6	0.51	908	<10	50	0.5	2	0.76	56.0	6	2	62	4.26
Q001261		2.95	0.01	0.9	0.54	82	<10	100	0.6	<2	2.11	1.7	5	1	8	2.85
Q001262		1.60	<0.01	0.8	0.48	35	<10	110	0.7	<2	1.96	1.0	5	<1	8	2.90
Q001263		2.51	0.12	6.1	0.52	471	<10	30	0.5	2	0.67	18.8	6	1	27	3.26
Q001264		1.99	0.14	5.9	0.52	1310	<10	70	<0.5	3	0.74	16.4	6	1	29	3.72
Q001265		2.01	0.37	14.8	0.44	2460	<10	40	<0.5	2	0.85	57.2	6	1	72	6.09
Q001266		0.30	<0.01	0.3	0.82	10	<10	100	<0.5	<2	1.10	2.0	13	14	18	2.94
Q001267		2.51	0.44	10.6	0.42	1730	<10	60	<0.5	2	1.58	29.7	7	2	46	6.05
Q001268		2.28	0.40	8.6	0.64	1190	<10	40	0.5	<2	3.14	35.7	5	2	33	5.42
Q001269		2.34	0.39	8.2	0.46	1230	<10	50	<0.5	<2	2.70	22.3	7	2	31	5.65
Q001270		2.25	0.14	8.2	0.47	1765	<10	40	<0.5	2	1.20	23.2	7	1	36	6.23
Q001271		2.49	0.13	6.5	0.43	1215	<10	70	<0.5	<2	0.84	35.4	6	1	25	3.99
Q001272		0.12	0.55	61.7	0.76	140	<10	20	<0.5	<2	1.61	217	<1	13	>10000	12.15
Q001273		2.03	0.10	6.8	0.47	1975	<10	40	<0.5	<2	0.50	52.7	6	1	47	5.14
Q001274		2.39	0.08	6.6	0.48	1190	<10	80	0.5	2	0.56	39.8	6	1	26	3.91
Q001275		2.06	0.05	6.0	0.50	984	<10	30	0.5	<2	0.42	24.5	6	1	22	3.62
Q001276		2.39	0.05	6.1	0.46	1155	<10	20	<0.5	<2	0.68	24.9	6	1	30	4.06
Q001277		2.06	0.05	5.2	0.49	1290	<10	30	<0.5	<2	0.57	17.5	6	1	24	4.52
Q001278		<0.02	0.04	5.1	0.47	1235	<10	30	<0.5	<2	0.54	16.6	6	1	22	4.35
Q001279		2.26	0.05	5.8	0.43	1090	<10	20	<0.5	<2	0.45	23.4	6	1	26	3.77
Q001280		2.16	0.03	3.7	0.47	616	<10	30	0.6	<2	0.46	13.4	5	<1	20	3.26
Q001281		2.11	0.01	2.9	0.54	1535	<10	20	<0.5	<2	0.72	2.8	6	<1	21	3.00
Q001282		1.59	0.03	4.9	0.47	896	<10	20	<0.5	<2	2.22	13.2	5	<1	23	3.79
Q001283		2.34	0.04	6.6	0.52	1850	<10	30	0.5	<2	3.42	5.1	4	<1	31	6.62
Q001284		0.26	<0.01	<0.2	0.67	12	<10	70	<0.5	<2	0.88	<0.5	10	12	12	2.37

***** See Appendix Page for comments regarding this certificate *****

ALS Canada Ltd.
2103 Dollarton Hwy
North Vancouver BC V7H 0A7
Phone: 604 984 0221 Fax: 604 984 0218 www.alsglobal.com

To: **BRIXTON METALS CORPORATION**
#1411 - 409 GRANVILLE STREET
VANCOUVER BC V6C 1T2

Finalized Date: 7-NOV-2012
Account: BRIXMET

Project: Thorn

CERTIFICATE OF ANALYSIS WH12228845

Sample Description	Method	ME-ICP41	ME-ICP41	ME-ICP41	ME-ICP41	ME-ICP41	ME-ICP41	ME-ICP41	ME-ICP41	ME-ICP41	ME-ICP41	ME-ICP41	ME-ICP41	ME-ICP41	ME-ICP41	ME-ICP41
	Analyte	Ga	Hg	K	La	Mg	Mn	Mo	Na	Ni	P	Pb	S	Sb	Sc	Sr
	Units	ppm	ppm	%	ppm	%	ppm	ppm	%	ppm	ppm	ppm	%	ppm	ppm	ppm
	LOR	10	1	0.01	10	0.01	5	1	0.01	1	10	2	0.01	2	1	1
Q001245		<10	1	0.33	10	0.12	611	3	0.07	2	790	586	4.57	32	1	147
Q001246		<10	<1	0.32	10	0.04	319	4	0.06	4	820	690	6.98	39	1	101
Q001247		10	21	0.06	<10	0.80	411	36	0.01	58	410	>10000	>10.0	253	1	36
Q001248		<10	1	0.36	10	0.04	127	1	0.07	3	780	609	6.96	29	1	117
Q001249		<10	<1	0.35	20	0.03	45	<1	0.08	2	660	135	4.05	6	1	103
Q001250		<10	<1	0.34	20	0.03	46	2	0.07	4	830	114	4.13	8	1	159
Q001251		<10	1	0.35	20	0.04	110	<1	0.05	3	890	217	3.07	12	1	93
Q001252		<10	<1	0.34	10	0.05	121	1	0.05	5	710	404	6.98	27	1	108
Q001253		<10	<1	0.29	10	0.04	117	1	0.05	5	720	412	7.14	28	1	109
Q001254		<10	1	0.35	10	0.06	226	1	0.06	4	750	949	5.76	84	1	125
Q001255		<10	1	0.33	10	0.05	239	1	0.05	3	720	364	5.49	36	1	139
Q001256		<10	1	0.32	10	0.04	200	<1	0.06	2	740	368	4.87	21	1	138
Q001257		<10	1	0.34	10	0.05	313	<1	0.06	3	670	961	5.01	62	1	142
Q001258		<10	<1	0.36	10	0.06	379	1	0.07	3	720	284	4.40	32	1	204
Q001259		<10	1	0.31	10	0.14	612	1	0.04	4	680	262	6.77	21	1	138
Q001260		<10	1	0.33	10	0.10	610	<1	0.05	3	710	337	4.93	28	1	172
Q001261		<10	<1	0.32	10	0.52	4460	<1	0.08	1	790	79	2.93	3	1	282
Q001262		<10	<1	0.29	20	0.58	1860	<1	0.07	1	780	55	2.93	3	1	241
Q001263		<10	<1	0.33	20	0.08	444	<1	0.06	1	790	335	3.64	30	1	178
Q001264		<10	<1	0.33	20	0.05	409	<1	0.06	1	780	292	4.21	28	1	205
Q001265		<10	1	0.30	10	0.06	436	1	0.04	3	810	414	7.54	41	1	188
Q001266		<10	<1	0.12	20	0.76	400	<1	0.27	30	1910	41	0.03	3	4	118
Q001267		<10	1	0.29	20	0.35	977	2	0.04	7	780	337	7.15	30	1	255
Q001268		<10	<1	0.26	10	1.12	1450	1	0.03	7	730	241	6.02	21	1	414
Q001269		<10	<1	0.27	10	0.87	881	2	0.03	7	700	278	6.45	21	1	388
Q001270		<10	1	0.31	10	0.35	517	1	0.06	5	790	611	7.37	30	1	213
Q001271		<10	1	0.29	10	0.12	361	<1	0.05	3	800	655	4.55	25	1	187
Q001272		10	3	0.07	<10	1.75	630	39	0.03	15	390	947	>10.0	44	1	37
Q001273		<10	1	0.30	10	0.07	194	1	0.03	5	790	770	5.90	26	1	153
Q001274		<10	1	0.31	20	0.08	227	3	0.03	4	860	1045	4.50	19	1	156
Q001275		<10	<1	0.32	10	0.09	242	<1	0.03	2	830	1045	4.15	20	1	121
Q001276		<10	1	0.30	10	0.13	366	8	0.05	3	820	1115	4.59	27	1	162
Q001277		<10	1	0.31	10	0.09	231	1	0.03	3	820	811	5.41	24	1	140
Q001278		<10	<1	0.31	10	0.09	219	<1	0.03	3	790	780	4.90	27	1	134
Q001279		<10	1	0.28	10	0.08	206	2	0.03	5	760	1050	4.28	27	1	129
Q001280		<10	1	0.29	20	0.11	301	1	0.04	3	650	676	3.69	16	1	158
Q001281		<10	<1	0.33	10	0.13	457	<1	0.04	2	870	202	3.18	15	1	186
Q001282		<10	<1	0.31	10	0.53	1110	<1	0.02	1	810	304	4.02	16	1	344
Q001283		<10	<1	0.32	10	1.10	1490	<1	0.05	1	760	357	7.25	21	2	472
Q001284		<10	<1	0.09	10	0.37	291	<1	0.19	23	1590	4	0.04	<2	3	94

***** See Appendix Page for comments regarding this certificate *****

ALS Canada Ltd.
2103 Dollarton Hwy
North Vancouver BC V7H 0A7
Phone: 604 984 0221 Fax: 604 984 0218 www.alsglobal.com

To: **BRIXTON METALS CORPORATION**
#1411 - 409 GRANVILLE STREET
VANCOUVER BC V6C 1T2

Finalized Date: 7-NOV-2012
Account: BRIXMET

Project: Thorn

CERTIFICATE OF ANALYSIS WH12228845

Sample Description	Method	ME-ICP41	ME-ICP41	ME-ICP41	ME-ICP41	ME-ICP41	ME-ICP41	ME-ICP41	Cu-AA46	Pb-AA46	Zn-AA46	Ag-GRA21
	Analyte	Th	Ti	Tl	U	V	W	Zn	Cu	Pb	Zn	Ag
	Units	ppm	%	ppm	ppm	ppm	ppm	ppm	%	%	%	ppm
	LOR	20	0.01	10	10	1	10	2	0.001	0.001	0.001	5
Q001245		<20	<0.01	<10	<10	6	<10	2290				
Q001246		<20	<0.01	<10	<10	4	<10	2290				
Q001247		<20	<0.01	30	<10	16	<10	>10000	1.246	1.520	9.13	132
Q001248		<20	<0.01	<10	<10	5	<10	2880				
Q001249		<20	<0.01	<10	<10	5	<10	399				
Q001250		<20	<0.01	<10	<10	4	<10	393				
Q001251		<20	<0.01	<10	<10	6	<10	1100				
Q001252		<20	<0.01	<10	<10	6	<10	1800				
Q001253		<20	<0.01	<10	<10	5	<10	1840				
Q001254		<20	<0.01	<10	<10	5	<10	2630				
Q001255		<20	<0.01	<10	<10	5	<10	2720				
Q001256		<20	<0.01	<10	<10	5	<10	2150				
Q001257		<20	<0.01	<10	<10	5	<10	4490				
Q001258		<20	<0.01	<10	<10	5	<10	1025				
Q001259		<20	<0.01	<10	<10	5	<10	1875				
Q001260		<20	<0.01	<10	<10	5	<10	5990				
Q001261		<20	<0.01	<10	<10	9	<10	222				
Q001262		<20	<0.01	<10	<10	6	<10	142				
Q001263		<20	<0.01	<10	<10	5	<10	1920				
Q001264		<20	<0.01	<10	<10	5	<10	1675				
Q001265		<20	<0.01	<10	<10	5	<10	6450				
Q001266		<20	0.17	<10	<10	60	<10	130				
Q001267		<20	<0.01	<10	<10	6	<10	3530				
Q001268		<20	<0.01	<10	<10	10	<10	4120				
Q001269		<20	<0.01	<10	<10	7	<10	2320				
Q001270		<20	<0.01	<10	<10	6	<10	2200				
Q001271		<20	<0.01	<10	<10	4	<10	3600				
Q001272		<20	<0.01	<10	<10	8	<10	>10000	1.893		4.42	
Q001273		<20	<0.01	<10	<10	4	<10	5340				
Q001274		<20	<0.01	<10	<10	5	<10	3940				
Q001275		<20	<0.01	<10	<10	5	<10	2710				
Q001276		<20	<0.01	<10	<10	5	<10	2970				
Q001277		<20	<0.01	<10	<10	5	<10	2160				
Q001278		<20	<0.01	<10	<10	4	<10	2050				
Q001279		<20	<0.01	<10	<10	4	<10	3070				
Q001280		<20	<0.01	<10	<10	4	<10	1710				
Q001281		<20	<0.01	<10	<10	6	<10	447				
Q001282		<20	<0.01	<10	<10	4	<10	1820				
Q001283		<20	<0.01	<10	<10	6	<10	903				
Q001284		<20	0.15	<10	<10	45	<10	41				

***** See Appendix Page for comments regarding this certificate *****

ALS Canada Ltd.
2103 Dollarton Hwy
North Vancouver BC V7H 0A7
Phone: 604 984 0221 Fax: 604 984 0218 www.alsglobal.com

To: **BRIXTON METALS CORPORATION**
#1411 - 409 GRANVILLE STREET
VANCOUVER BC V6C 1T2

Finalized Date: 7-NOV-2012
Account: BRIXMET

Project: Thorn

CERTIFICATE OF ANALYSIS WH12228845

Sample Description	Method	WEI-21	Au-AA25	ME-ICP41	ME-ICP41	ME-ICP41	ME-ICP41	ME-ICP41	ME-ICP41	ME-ICP41	ME-ICP41	ME-ICP41	ME-ICP41	ME-ICP41	ME-ICP41	ME-ICP41
	Analyte	Recvd Wt.	Au	Ag	Al	As	B	Ba	Be	Bi	Ca	Cd	Co	Cr	Cu	Fe
	Units	kg	ppm	ppm	%	ppm	ppm	ppm	ppm	ppm	%	ppm	ppm	ppm	ppm	%
	LOR	0.02	0.01	0.2	0.01	2	10	10	0.5	2	0.01	0.5	1	1	1	0.01
Q001285		2.69	0.07	5.8	0.84	2070	<10	60	0.6	2	3.55	7.3	4	1	27	7.40
Q001286		1.64	0.03	2.2	0.45	627	<10	90	0.5	<2	1.48	6.9	5	1	10	2.88
Q001287		2.34	0.07	1.9	0.45	627	<10	100	<0.5	<2	0.76	4.3	5	<1	10	2.13
Q001288		2.25	0.16	3.0	0.46	794	<10	40	<0.5	<2	0.89	8.0	6	1	14	2.76
Q001289		0.08	NSS	>100	0.30	1125	10	<10	<0.5	44	1.79	513	25	15	>10000	17.1
Q001290		2.25	0.11	2.4	0.50	546	<10	80	0.5	<2	2.40	7.7	6	<1	15	2.72
Q001291		2.39	0.22	3.5	0.75	974	<10	30	0.6	<2	3.39	13.3	5	<1	18	3.96
Q001292		1.92	0.11	3.4	0.52	1055	<10	50	0.5	<2	1.00	12.3	6	1	12	2.96
Q001293		2.33	0.02	4.2	0.95	1105	<10	30	0.6	<2	3.06	12.9	5	<1	15	4.12
Q001294		1.98	0.09	2.6	0.48	927	<10	60	0.5	<2	1.54	16.0	6	1	15	2.78
Q001295		<0.02	0.07	2.6	0.49	927	<10	60	0.5	<2	1.49	15.5	5	1	15	2.76
Q001296		2.17	0.09	2.2	0.52	725	<10	70	0.5	2	1.48	12.4	5	<1	11	2.46
Q001297		2.05	0.08	1.5	0.69	596	<10	80	0.5	2	1.11	5.2	6	1	12	2.65
Q001298		1.95	0.22	1.5	0.54	709	<10	80	0.5	<2	0.72	4.6	6	1	44	3.04
Q001299		1.78	0.30	0.8	0.43	620	<10	20	<0.5	2	1.64	2.9	6	<1	23	2.98
Q001300		2.09	0.40	1.6	0.47	417	<10	40	<0.5	3	2.83	4.1	5	<1	59	2.35
Q001301		2.21	0.10	1.7	0.44	225	<10	50	0.5	<2	0.86	4.6	4	1	24	2.55
Q001302		2.11	0.40	6.5	0.53	812	<10	50	0.5	5	0.53	44.9	5	<1	148	4.28
Q001303		0.72	<0.01	<0.2	0.80	3	<10	90	<0.5	<2	1.06	<0.5	13	13	14	2.73
Q001304		2.65	0.09	2.6	0.44	468	<10	70	0.5	<2	1.06	11.9	5	1	29	2.88
Q001305		2.12	0.01	0.8	0.46	89	<10	90	0.6	<2	1.20	0.5	5	1	11	2.31
Q001306		2.21	0.09	5.3	0.43	915	<10	50	<0.5	3	1.19	15.0	5	1	24	3.42
Q001307		2.27	0.16	7.2	0.45	871	<10	50	0.5	<2	1.19	6.0	6	<1	15	3.56
Q001308		2.00	0.14	3.3	0.48	662	<10	30	0.5	2	0.42	6.2	6	1	14	3.15
Q001309		0.11	0.56	63.3	0.73	144	<10	10	<0.5	7	1.65	223	<1	14	>10000	11.90
Q001310		2.24	0.19	9.4	0.61	1750	<10	40	<0.5	<2	0.54	10.3	6	1	67	5.03
Q001311		2.46	0.27	19.1	0.56	2170	<10	50	0.5	<2	1.13	29.2	5	1	32	5.14
Q001312		2.10	0.16	6.4	0.42	2780	<10	30	<0.5	2	0.56	16.7	5	1	33	6.85
Q001313		<0.02	0.16	6.2	0.52	2800	<10	10	<0.5	2	0.58	17.4	6	1	33	6.85
Q001314		2.16	0.23	10.5	0.45	2540	<10	<10	<0.5	3	0.76	45.8	5	1	48	6.24
Q001315		2.08	0.15	3.4	0.47	1310	<10	10	<0.5	2	0.79	12.8	6	1	21	4.34
Q001316		2.72	0.19	4.4	0.49	2120	<10	20	<0.5	3	0.99	8.4	6	1	28	5.95
Q001317		2.17	0.08	3.0	0.49	965	<10	50	<0.5	<2	0.68	12.3	6	1	22	3.22
Q001318		2.02	0.15	2.4	0.48	866	<10	60	<0.5	<2	0.92	14.9	6	1	15	3.29
Q001319		2.22	0.25	3.6	0.49	1005	<10	70	<0.5	2	0.95	17.8	7	1	22	3.22
Q001320		2.12	0.07	1.6	0.45	837	<10	50	<0.5	2	0.46	5.6	7	1	14	3.04
Q001321		0.62	<0.01	<0.2	0.94	2	<10	110	<0.5	2	1.15	<0.5	13	12	14	2.71
Q001322		2.22	0.20	3.3	0.49	1260	<10	50	<0.5	<2	0.64	12.2	7	1	25	4.39
Q001323		2.27	0.12	4.2	0.51	1085	<10	50	<0.5	3	0.57	60.0	7	1	37	4.17
Q001324		2.13	0.13	7.8	0.43	1120	<10	60	<0.5	<2	0.41	40.4	7	1	45	4.21

***** See Appendix Page for comments regarding this certificate *****

ALS Canada Ltd.
2103 Dollarton Hwy
North Vancouver BC V7H 0A7
Phone: 604 984 0221 Fax: 604 984 0218 www.alsglobal.com

To: **BRIXTON METALS CORPORATION**
#1411 - 409 GRANVILLE STREET
VANCOUVER BC V6C 1T2

Finalized Date: 7-NOV-2012
Account: BRIXMET

Project: Thorn

CERTIFICATE OF ANALYSIS WH12228845

Sample Description	Method	ME-ICP41	ME-ICP41	ME-ICP41	ME-ICP41	ME-ICP41	ME-ICP41	ME-ICP41	ME-ICP41	ME-ICP41	ME-ICP41	ME-ICP41	ME-ICP41	ME-ICP41	ME-ICP41	ME-ICP41
	Analyte	Ga	Hg	K	La	Mg	Mn	Mo	Na	Ni	P	Pb	S	Sb	Sc	Sr
	Units	ppm	ppm	%	ppm	%	ppm	ppm	%	ppm	ppm	ppm	%	ppm	ppm	ppm
	LOR	10	1	0.01	10	0.01	5	1	0.01	1	10	2	0.01	2	1	1
Q001285		<10	<1	0.29	10	1.33	1670	<1	0.05	1	730	429	8.09	21	2	354
Q001286		<10	<1	0.30	10	0.32	676	<1	0.07	1	830	282	2.97	11	1	225
Q001287		<10	<1	0.30	10	0.15	378	<1	0.06	<1	800	180	2.25	9	1	162
Q001288		<10	<1	0.30	20	0.20	545	<1	0.07	2	850	254	2.96	9	1	190
Q001289		10	21	0.06	<10	0.77	392	35	0.02	59	390	>10000	>10.0	240	<1	35
Q001290		<10	<1	0.33	10	0.75	1250	<1	0.07	1	890	243	2.52	8	1	360
Q001291		<10	<1	0.30	10	1.20	1685	<1	0.08	1	850	303	3.66	12	2	433
Q001292		<10	<1	0.34	20	0.24	613	<1	0.08	1	850	339	3.09	17	1	220
Q001293		<10	<1	0.32	20	1.10	1615	<1	0.07	1	830	516	3.78	20	1	382
Q001294		<10	<1	0.31	20	0.42	947	<1	0.07	1	830	390	2.79	13	1	298
Q001295		<10	<1	0.32	20	0.41	911	<1	0.07	1	800	376	2.77	12	1	287
Q001296		<10	<1	0.33	20	0.35	1300	<1	0.08	1	830	399	2.33	9	1	262
Q001297		<10	<1	0.31	20	0.33	993	<1	0.08	1	860	201	2.43	6	1	224
Q001298		<10	<1	0.32	20	0.16	435	1	0.08	1	890	126	3.26	19	1	184
Q001299		<10	<1	0.29	20	0.44	838	<1	0.08	1	830	85	3.08	13	1	334
Q001300		<10	<1	0.31	10	0.68	1325	<1	0.07	1	780	170	2.26	30	1	515
Q001301		<10	<1	0.26	20	0.08	435	2	0.08	1	490	109	2.89	6	1	232
Q001302		<10	<1	0.32	20	0.10	602	1	0.09	2	830	428	5.02	35	1	145
Q001303		<10	<1	0.12	20	0.61	353	<1	0.25	28	2020	3	0.02	<2	4	111
Q001304		<10	<1	0.27	10	0.28	1885	<1	0.08	2	660	244	3.12	9	1	171
Q001305		<10	<1	0.27	10	0.35	3960	1	0.09	1	690	32	2.45	6	1	173
Q001306		<10	<1	0.26	10	0.27	1280	1	0.07	3	600	381	3.72	19	1	209
Q001307		<10	<1	0.29	10	0.32	1060	1	0.09	1	770	264	3.80	6	1	291
Q001308		<10	<1	0.30	10	0.08	296	<1	0.09	2	870	224	3.49	8	1	162
Q001309		10	3	0.07	<10	1.70	627	41	0.04	14	400	942	>10.0	41	1	37
Q001310		<10	<1	0.38	10	0.12	627	1	0.07	2	690	468	5.66	19	1	141
Q001311		<10	<1	0.35	20	0.35	1180	<1	0.07	1	750	4840	6.11	22	1	197
Q001312		<10	<1	0.28	10	0.12	567	<1	0.07	10	760	692	8.34	15	1	150
Q001313		<10	<1	0.33	10	0.13	596	1	0.07	9	760	695	8.33	17	1	152
Q001314		<10	<1	0.29	10	0.08	485	1	0.08	3	780	2320	7.77	16	1	181
Q001315		<10	<1	0.30	10	0.20	722	1	0.07	3	820	715	4.80	12	1	179
Q001316		<10	<1	0.32	10	0.21	709	1	0.07	5	810	912	7.13	18	1	205
Q001317		<10	<1	0.31	10	0.14	538	<1	0.08	2	880	444	3.55	18	1	180
Q001318		<10	<1	0.31	20	0.21	676	6	0.08	2	870	399	3.58	15	1	217
Q001319		<10	<1	0.33	20	0.25	815	<1	0.08	2	830	448	3.53	19	1	213
Q001320		<10	<1	0.28	10	0.09	294	1	0.08	3	890	209	3.37	11	1	137
Q001321		<10	<1	0.14	20	0.55	346	<1	0.26	26	1920	3	0.01	<2	4	127
Q001322		<10	<1	0.32	10	0.12	427	2	0.07	3	850	500	4.95	16	1	168
Q001323		<10	<1	0.33	10	0.11	421	1	0.07	3	860	629	4.92	20	1	144
Q001324		<10	<1	0.28	10	0.07	235	1	0.07	6	810	1510	4.99	22	1	127

***** See Appendix Page for comments regarding this certificate *****

ALS Canada Ltd.
2103 Dollarton Hwy
North Vancouver BC V7H 0A7
Phone: 604 984 0221 Fax: 604 984 0218 www.alsglobal.com

To: **BRIXTON METALS CORPORATION**
#1411 - 409 GRANVILLE STREET
VANCOUVER BC V6C 1T2

Finalized Date: 7-NOV-2012
Account: BRIXMET

Project: Thorn

CERTIFICATE OF ANALYSIS WH12228845

Sample Description	Method	ME-ICP41	ME-ICP41	ME-ICP41	ME-ICP41	ME-ICP41	ME-ICP41	ME-ICP41	Cu-AA46	Pb-AA46	Zn-AA46	Ag-GRA21
	Analyte	Th	Ti	Tl	U	V	W	Zn	Cu	Pb	Zn	Ag
	Units	ppm	%	ppm	ppm	ppm	ppm	ppm	%	%	%	ppm
	LOR	20	0.01	10	10	1	10	2	0.001	0.001	0.001	5
Q001285		<20	<0.01	<10	<10	9	<10	1235				
Q001286		<20	<0.01	<10	<10	5	<10	1005				
Q001287		<20	<0.01	<10	<10	4	<10	660				
Q001288		<20	<0.01	<10	<10	4	<10	1105				
Q001289		<20	<0.01	30	10	16	10	>10000	NSS	NSS	NSS	NSS
Q001290		<20	<0.01	<10	<10	6	<10	1120				
Q001291		<20	<0.01	<10	<10	9	<10	1855				
Q001292		<20	<0.01	<10	<10	5	<10	1515				
Q001293		<20	<0.01	<10	<10	9	<10	1845				
Q001294		<20	<0.01	<10	<10	4	<10	2110				
Q001295		<20	<0.01	<10	<10	4	<10	2040				
Q001296		<20	<0.01	<10	<10	5	<10	1510				
Q001297		<20	<0.01	<10	<10	8	<10	675				
Q001298		<20	<0.01	<10	<10	5	<10	739				
Q001299		<20	<0.01	<10	<10	4	<10	406				
Q001300		<20	<0.01	<10	<10	4	<10	541				
Q001301		<20	<0.01	<10	<10	4	<10	669				
Q001302		<20	<0.01	<10	<10	5	<10	4860				
Q001303		<20	0.17	<10	<10	56	<10	44				
Q001304		<20	<0.01	<10	<10	4	<10	1315				
Q001305		<20	<0.01	<10	<10	4	<10	88				
Q001306		<20	<0.01	<10	<10	6	<10	1725				
Q001307		<20	<0.01	<10	10	4	<10	901				
Q001308		<20	<0.01	<10	<10	4	<10	897				
Q001309		<20	<0.01	<10	10	8	10	>10000	1.875		4.99	
Q001310		<20	<0.01	<10	<10	6	<10	1455				
Q001311		<20	<0.01	<10	<10	5	<10	2610				
Q001312		<20	<0.01	<10	<10	4	<10	1865				
Q001313		<20	<0.01	<10	<10	5	<10	1950				
Q001314		<20	<0.01	<10	<10	4	<10	4880				
Q001315		<20	<0.01	<10	<10	5	<10	921				
Q001316		<20	<0.01	<10	<10	5	<10	809				
Q001317		<20	<0.01	<10	<10	4	<10	1385				
Q001318		<20	<0.01	<10	<10	5	<10	1745				
Q001319		<20	<0.01	<10	<10	5	<10	2090				
Q001320		<20	<0.01	<10	<10	5	<10	744				
Q001321		<20	0.18	<10	<10	59	<10	43				
Q001322		<20	<0.01	<10	<10	5	<10	1480				
Q001323		<20	<0.01	<10	<10	5	<10	6200				
Q001324		<20	<0.01	<10	<10	5	<10	4620				

***** See Appendix Page for comments regarding this certificate *****

ALS Canada Ltd.
2103 Dollarton Hwy
North Vancouver BC V7H 0A7
Phone: 604 984 0221 Fax: 604 984 0218 www.alsglobal.com

To: **BRIXTON METALS CORPORATION**
#1411 - 409 GRANVILLE STREET
VANCOUVER BC V6C 1T2

Finalized Date: 7-NOV-2012
Account: BRIXMET

Project: Thorn

CERTIFICATE OF ANALYSIS WH12228845

Sample Description	Method	WEI-21	Au-AA25	ME-ICP41	ME-ICP41	ME-ICP41	ME-ICP41	ME-ICP41	ME-ICP41	ME-ICP41	ME-ICP41	ME-ICP41	ME-ICP41	ME-ICP41	ME-ICP41	ME-ICP41
	Analyte	Recvd Wt.	Au	Ag	Al	As	B	Ba	Be	Bi	Ca	Cd	Co	Cr	Cu	Fe
	Units	kg	ppm	ppm	%	ppm	ppm	ppm	ppm	ppm	%	ppm	ppm	ppm	ppm	%
	LOR	0.02	0.01	0.2	0.01	2	10	10	0.5	2	0.01	0.5	1	1	1	0.01
Q001325		2.23	0.36	6.1	0.41	903	<10	60	<0.5	<2	0.72	27.5	6	1	51	3.75
Q001326		2.32	0.19	2.8	0.42	939	<10	60	<0.5	<2	0.58	11.9	6	1	24	3.45
Q001327		2.19	0.27	4.3	0.46	840	<10	70	<0.5	<2	0.86	23.4	7	1	34	3.64
Q001328		Not Recvd														
Q001329		2.22	0.15	4.1	0.42	930	<10	50	<0.5	<2	0.82	22.5	7	1	38	3.95
Q001330		2.04	0.12	3.7	0.47	1425	<10	60	0.5	<2	0.39	25.8	7	1	36	4.54
Q001331		2.17	0.14	5.0	0.41	1435	<10	50	<0.5	<2	0.43	23.3	6	1	37	4.13
Q001332		2.10	0.09	4.7	0.47	1215	<10	30	<0.5	<2	0.75	26.9	7	1	32	4.04
Q001333		<0.02	0.09	4.5	0.43	1235	<10	30	<0.5	<2	0.74	26.9	7	1	29	3.94
Q001334		2.35	0.09	3.5	0.45	1045	<10	50	0.5	<2	0.85	14.0	6	1	38	3.80
Q001335		1.97	0.10	2.6	0.40	1160	<10	20	0.5	<2	0.76	19.2	6	<1	22	4.02
Q001336		2.07	0.04	3.2	0.46	915	<10	10	0.5	<2	1.12	32.3	7	<1	31	4.17
Q001337		2.28	0.02	3.3	0.45	789	<10	20	0.5	<2	0.37	47.7	7	1	49	3.91
Q001338		2.04	0.01	2.5	0.49	782	<10	20	0.5	<2	0.34	43.6	7	1	38	3.82
Q001339		2.22	0.03	2.1	0.43	476	<10	20	0.5	<2	0.70	36.9	6	1	33	3.28
Q001340		1.81	0.02	2.3	0.48	742	<10	30	0.5	<2	0.67	20.1	9	2	39	3.78
Q001341		2.10	0.02	1.3	0.53	355	<10	60	0.7	<2	1.73	12.2	13	1	46	4.57
Q001342		3.34	0.01	0.2	0.74	55	<10	870	0.8	<2	3.28	<0.5	20	1	27	5.04
Q001343		Not Recvd														
Q001344		2.00	0.01	0.8	0.51	378	<10	60	0.6	<2	2.83	5.0	16	1	30	5.04
Q001345		0.28	<0.01	<0.2	0.92	3	<10	110	<0.5	<2	1.03	<0.5	10	12	12	2.36
Q001346		2.71	0.04	1.9	0.43	713	<10	20	0.5	<2	0.93	11.2	7	1	39	3.85
Q001347		2.32	<0.01	0.2	0.74	32	<10	910	0.8	<2	3.41	<0.5	21	1	27	4.96
Q001348		4.66	<0.01	<0.2	0.85	23	<10	1370	0.9	<2	3.72	<0.5	17	3	27	5.32
Q001349		3.37	<0.01	0.5	0.69	716	<10	280	0.8	<2	2.91	1.6	15	1	23	4.48
Q001350		2.68	0.01	0.9	0.51	429	<10	130	0.6	<2	1.29	3.5	6	1	11	2.60
Q001351		1.97	0.03	1.4	0.64	160	<10	220	0.8	2	2.47	11.5	18	1	29	3.82
Q001352		2.75	<0.01	0.3	1.00	115	<10	420	0.9	<2	3.57	<0.5	21	1	25	5.15
Q001353		0.11	0.56	60.1	0.71	143	<10	10	<0.5	13	1.61	217	<1	13	>10000	11.95
Q001354		2.26	<0.01	0.3	0.62	106	<10	280	0.8	<2	3.45	0.9	22	1	46	5.51
Q001355		1.95	0.17	3.3	0.43	651	<10	20	0.5	<2	2.89	31.3	6	<1	36	3.96
Q001356		1.98	0.27	4.2	0.45	1050	<10	30	0.5	2	0.56	49.0	7	1	39	4.21
Q001357		<0.02	0.27	4.3	0.45	1070	<10	30	0.5	<2	0.57	49.9	7	1	41	4.28
Q001358		2.14	0.04	1.7	0.51	6900	<10	70	0.7	<2	0.57	10.6	6	1	21	2.92
Q001359		2.08	<0.01	0.5	0.50	7000	<10	70	0.7	<2	0.64	<0.5	5	<1	10	2.81
Q001360		2.34	0.01	0.5	0.55	1275	<10	130	0.7	<2	1.30	<0.5	7	<1	9	1.83
Q001361		2.40	0.01	1.3	0.50	3550	<10	110	0.7	<2	0.74	<0.5	6	<1	10	2.08
Q001362		1.88	0.08	3.0	0.57	3560	<10	60	0.7	<2	0.19	4.4	7	1	17	2.69
Q001363		2.18	0.82	3.9	0.51	2700	<10	50	0.6	5	0.23	14.6	9	1	108	3.18
Q001364		2.05	1.27	8.5	0.57	3440	<10	20	0.6	10	0.48	78.3	7	1	187	4.43

***** See Appendix Page for comments regarding this certificate *****

ALS Canada Ltd.
2103 Dollarton Hwy
North Vancouver BC V7H 0A7
Phone: 604 984 0221 Fax: 604 984 0218 www.alsglobal.com

To: **BRIXTON METALS CORPORATION**
#1411 - 409 GRANVILLE STREET
VANCOUVER BC V6C 1T2

Finalized Date: 7-NOV-2012
Account: BRIXMET

Project: Thorn

CERTIFICATE OF ANALYSIS WH12228845

Sample Description	Method	ME-ICP41	ME-ICP41	ME-ICP41	ME-ICP41	ME-ICP41	ME-ICP41	ME-ICP41	ME-ICP41	ME-ICP41	ME-ICP41	ME-ICP41	ME-ICP41	ME-ICP41	ME-ICP41	ME-ICP41
	Analyte	Ga	Hg	K	La	Mg	Mn	Mo	Na	Ni	P	Pb	S	Sb	Sc	Sr
	Units	ppm	ppm	%	ppm	%	ppm	ppm	%	ppm	ppm	ppm	%	ppm	ppm	ppm
	LOR	10	1	0.01	10	0.01	5	1	0.01	1	10	2	0.01	2	1	1
Q001325		<10	<1	0.28	10	0.12	481	2	0.06	5	770	1270	4.35	42	1	147
Q001326		<10	<1	0.28	10	0.11	333	2	0.07	3	780	458	3.93	23	1	146
Q001327		<10	<1	0.30	10	0.18	529	1	0.07	3	800	617	4.08	30	1	199
Q001328																
Q001329		<10	<1	0.28	10	0.17	488	2	0.07	5	790	508	4.51	32	1	202
Q001330		<10	<1	0.30	10	0.08	218	2	0.07	4	800	413	5.27	26	1	141
Q001331		<10	<1	0.28	10	0.09	240	2	0.07	3	740	745	4.76	26	1	142
Q001332		<10	<1	0.30	10	0.14	382	1	0.07	3	790	1205	4.62	22	1	193
Q001333		<10	<1	0.29	10	0.14	378	1	0.07	4	770	1175	4.53	20	1	189
Q001334		<10	<1	0.29	10	0.18	430	3	0.07	4	770	350	4.30	27	1	206
Q001335		<10	<1	0.26	10	0.20	569	1	0.07	3	720	428	4.58	24	1	180
Q001336		<10	<1	0.30	10	0.17	554	1	0.08	4	850	467	4.76	25	1	283
Q001337		<10	<1	0.29	10	0.07	226	8	0.07	10	800	265	4.62	27	1	166
Q001338		<10	<1	0.32	10	0.04	148	4	0.07	6	830	252	4.53	19	1	1220
Q001339		<10	<1	0.29	10	0.10	505	1	0.07	6	760	323	3.86	17	1	226
Q001340		<10	<1	0.32	10	0.13	466	2	0.07	15	760	259	4.26	20	1	215
Q001341		<10	<1	0.32	20	0.72	630	3	0.11	10	1640	159	2.99	19	4	508
Q001342		<10	<1	0.41	30	2.00	1165	1	0.16	13	3120	18	0.39	9	11	912
Q001343																
Q001344		<10	<1	0.29	20	1.16	918	3	0.11	14	2110	150	2.25	18	6	966
Q001345		<10	<1	0.14	20	0.39	274	<1	0.29	23	1810	<2	0.01	<2	3	134
Q001346		<10	<1	0.29	10	0.08	169	2	0.07	12	760	264	4.34	20	1	296
Q001347		<10	<1	0.38	40	2.02	1160	2	0.17	13	3180	4	0.24	6	11	789
Q001348		<10	<1	0.42	40	2.04	989	2	0.20	12	3250	5	0.09	6	10	1230
Q001349		<10	<1	0.32	20	1.46	2250	2	0.14	10	2180	41	0.97	11	7	741
Q001350		<10	<1	0.33	10	0.39	2330	1	0.07	4	830	115	2.13	8	1	337
Q001351		<10	<1	0.35	30	1.26	1385	3	0.13	12	2040	448	1.04	10	7	576
Q001352		<10	<1	0.43	30	1.74	1395	2	0.16	15	2830	31	0.58	12	10	937
Q001353		<10	3	0.06	<10	1.67	609	38	0.04	14	400	947	>10.0	39	1	40
Q001354		<10	<1	0.35	30	1.95	1250	2	0.16	17	3050	35	0.77	13	11	842
Q001355		<10	<1	0.29	10	0.35	597	2	0.07	6	760	711	4.15	9	1	672
Q001356		<10	<1	0.31	10	0.08	320	1	0.06	5	750	1150	4.94	16	1	177
Q001357		<10	<1	0.31	10	0.08	326	2	0.06	5	750	1175	5.05	15	1	179
Q001358		<10	<1	0.33	10	0.14	702	2	0.09	3	420	207	3.01	12	1	227
Q001359		<10	<1	0.31	10	0.15	871	1	0.11	2	670	34	2.84	8	1	423
Q001360		<10	<1	0.33	10	0.51	1730	2	0.11	2	700	23	1.84	7	1	470
Q001361		<10	<1	0.31	10	0.24	854	1	0.11	2	720	45	2.13	6	1	373
Q001362		<10	<1	0.33	10	0.04	61	3	0.08	6	500	187	2.93	7	1	204
Q001363		<10	<1	0.31	10	0.03	62	2	0.06	4	770	424	3.62	36	1	152
Q001364		<10	<1	0.34	20	0.05	129	3	0.06	4	580	863	5.01	46	1	197

***** See Appendix Page for comments regarding this certificate *****

ALS Canada Ltd.
2103 Dollarton Hwy
North Vancouver BC V7H 0A7
Phone: 604 984 0221 Fax: 604 984 0218 www.alsglobal.com

To: **BRIXTON METALS CORPORATION**
#1411 - 409 GRANVILLE STREET
VANCOUVER BC V6C 1T2

Finalized Date: 7-NOV-2012
Account: BRIXMET

Project: Thorn

CERTIFICATE OF ANALYSIS WH12228845

Sample Description	Method	ME-ICP41	ME-ICP41	ME-ICP41	ME-ICP41	ME-ICP41	ME-ICP41	ME-ICP41	Cu-AA46	Pb-AA46	Zn-AA46	Ag-GRA21
	Analyte	Th	Ti	Tl	U	V	W	Zn	Cu	Pb	Zn	Ag
	Units	ppm	%	ppm	ppm	ppm	ppm	ppm	%	%	%	ppm
	LOR	20	0.01	10	10	1	10	2	0.001	0.001	0.001	5
Q001325		<20	<0.01	<10	<10	5	<10	3270				
Q001326		<20	<0.01	<10	<10	5	<10	1370				
Q001327		<20	<0.01	<10	10	5	<10	2520				
Q001328												
Q001329		<20	<0.01	<10	<10	4	<10	2590				
Q001330		<20	<0.01	<10	10	5	<10	2840				
Q001331		<20	<0.01	<10	<10	4	<10	2480				
Q001332		<20	<0.01	<10	<10	5	<10	2680				
Q001333		<20	<0.01	<10	<10	5	<10	2690				
Q001334		<20	<0.01	<10	<10	4	<10	1550				
Q001335		<20	<0.01	<10	<10	4	<10	1870				
Q001336		<20	<0.01	<10	<10	5	<10	2640				
Q001337		<20	<0.01	<10	10	5	<10	4010				
Q001338		<20	<0.01	<10	<10	5	<10	3970				
Q001339		<20	<0.01	<10	<10	4	<10	3470				
Q001340		<20	<0.01	<10	<10	6	<10	2030				
Q001341		<20	<0.01	<10	<10	23	<10	1290				
Q001342		<20	0.01	<10	<10	57	<10	131				
Q001343												
Q001344		<20	<0.01	<10	10	35	<10	649				
Q001345		<20	0.16	<10	<10	54	<10	37				
Q001346		<20	<0.01	<10	10	5	<10	1100				
Q001347		<20	0.01	<10	<10	60	<10	104				
Q001348		<20	0.03	<10	<10	80	<10	108				
Q001349		<20	<0.01	<10	<10	42	<10	269				
Q001350		<20	<0.01	<10	10	6	<10	654				
Q001351		<20	<0.01	<10	<10	34	<10	1470				
Q001352		<20	<0.01	<10	<10	50	<10	135				
Q001353		<20	<0.01	<10	10	8	<10	>10000	1.901		4.50	
Q001354		<20	<0.01	<10	<10	45	<10	239				
Q001355		<20	<0.01	<10	<10	8	<10	3380				
Q001356		<20	<0.01	<10	<10	5	<10	5020				
Q001357		<20	<0.01	<10	<10	5	<10	5050				
Q001358		<20	<0.01	<10	<10	5	<10	1520				
Q001359		<20	<0.01	<10	<10	5	<10	36				
Q001360		<20	<0.01	<10	<10	5	<10	14				
Q001361		<20	<0.01	<10	<10	4	<10	54				
Q001362		<20	<0.01	<10	<10	5	<10	906				
Q001363		<20	<0.01	<10	10	4	<10	969				
Q001364		<20	<0.01	<10	<10	4	<10	4250				

***** See Appendix Page for comments regarding this certificate *****

ALS Canada Ltd.
2103 Dollarton Hwy
North Vancouver BC V7H 0A7
Phone: 604 984 0221 Fax: 604 984 0218 www.alsglobal.com

To: **BRIXTON METALS CORPORATION**
#1411 - 409 GRANVILLE STREET
VANCOUVER BC V6C 1T2

Finalized Date: 7-NOV-2012
Account: BRIXMET

Project: Thorn

CERTIFICATE OF ANALYSIS WH12228845

Method	CERTIFICATE COMMENTS
ALL METHODS	NSS is non-sufficient sample.

ALS Canada Ltd.
2103 Dollarton Hwy
North Vancouver BC V7H 0A7
Phone: 604 984 0221 Fax: 604 984 0218 www.alsglobal.com

To: **BRIXTON METALS CORPORATION**
#1411 - 409 GRANVILLE STREET
VANCOUVER BC V6C 1T2

Finalized Date: 8-NOV-2012
Account: BRIXMET

CERTIFICATE WH12228846

Project: Thorn

P.O. No.: THN12-85 Batch #11

This report is for 186 Drill Core samples submitted to our lab in Whitehorse, YT, Canada on 19-OCT-2012.

The following have access to data associated with this certificate:

SORIN POSESCU	GARY THOMPSON	

SAMPLE PREPARATION

ALS CODE	DESCRIPTION
WEI-21	Received Sample Weight
LOG-22	Sample login - Rcd w/o BarCode
LOG-23	Pulp Login - Rcvd with Barcode
SPL-21d	Split sample - duplicate
PUL-31d	Pulverize Split - duplicate
CRU-QC	Crushing QC Test
PUL-QC	Pulverizing QC Test
CRU-31	Fine crushing - 70% <2mm
SPL-22Y	Split Sample - Boyd Rotary Splitter
PUL-31	Pulverize split to 85% <75 um
LOG-22d	Sample login - Rcd w/o BarCode dup

ANALYTICAL PROCEDURES

ALS CODE	DESCRIPTION	INSTRUMENT
ME-ICP41	35 Element Aqua Regia ICP-AES	ICP-AES
Cu-AA46	Ore grade Cu - aqua regia/AA	AAS
Pb-AA46	Ore grade Pb - aqua regia/AA	AAS
Zn-AA46	Ore grade Zn - aqua regia/AA	AAS
Ag-GRA21	Ag 30g FA-GRAV finish	WST-SIM
Au-AA25	Ore Grade Au 30g FA AA finish	AAS

To: **BRIXTON METALS CORPORATION**
ATTN: SORIN POSESCU
#1411 - 409 GRANVILLE STREET
VANCOUVER BC V6C 1T2

This is the Final Report and supersedes any preliminary report with this certificate number. Results apply to samples as submitted. All pages of this report have been checked and approved for release.

Signature:

Colin Ramshaw, Vancouver Laboratory Manager

ALS Canada Ltd.
2103 Dollarton Hwy
North Vancouver BC V7H 0A7
Phone: 604 984 0221 Fax: 604 984 0218 www.alsglobal.com

To: **BRIXTON METALS CORPORATION**
#1411 - 409 GRANVILLE STREET
VANCOUVER BC V6C 1T2

Finalized Date: 8-NOV-2012
Account: BRIXMET

Project: Thorn

CERTIFICATE OF ANALYSIS WH12228846

Sample Description	Method	WEI-21	Au-AA25	ME-ICP41	ME-ICP41	ME-ICP41	ME-ICP41	ME-ICP41	ME-ICP41	ME-ICP41	ME-ICP41	ME-ICP41	ME-ICP41	ME-ICP41	ME-ICP41	ME-ICP41
	Analyte	Recvd Wt.	Au	Ag	Al	As	B	Ba	Be	Bi	Ca	Cd	Co	Cr	Cu	Fe
	Units	kg	ppm	ppm	%	ppm	ppm	ppm	ppm	ppm	%	ppm	ppm	ppm	ppm	%
	LOR	0.02	0.01	0.2	0.01	2	10	10	0.5	2	0.01	0.5	1	1	1	0.01
Q001365		2.47	3.62	18.4	0.56	6710	<10	10	<0.5	30	0.56	124.5	6	2	1025	7.69
Q001366		2.62	2.03	20.2	0.62	3800	<10	10	<0.5	24	0.37	99.0	6	1	1035	6.28
Q001367		2.21	3.29	38.3	0.64	2590	<10	20	<0.5	42	0.32	163.5	5	1	2140	7.76
Q001368		2.24	1.57	20.0	0.62	2020	<10	20	<0.5	16	0.28	127.5	6	2	723	6.17
Q001369		0.21	<0.01	<0.2	0.60	8	<10	70	<0.5	<2	0.92	<0.5	11	12	16	2.36
Q001370		2.28	0.08	3.8	0.58	1730	<10	10	<0.5	<2	0.41	24.4	7	2	50	4.60
Q001371		2.44	0.14	4.8	0.59	1590	<10	20	<0.5	<2	0.42	28.9	7	2	152	4.86
Q001372		2.59	0.05	3.3	0.59	1300	<10	20	0.5	<2	0.83	14.1	7	1	44	4.47
Q001373		2.14	0.02	1.9	0.66	598	<10	60	<0.5	<2	0.48	7.3	6	1	28	3.11
Q001374		2.64	<0.01	0.9	0.59	1375	<10	60	<0.5	<2	0.65	3.6	6	1	12	2.96
Q001375		0.08	2.27	>100	0.30	1090	<10	10	<0.5	50	1.74	472	25	14	>10000	17.1
Q001376		1.74	0.03	3.4	0.78	2140	<10	30	<0.5	<2	0.51	22.3	6	2	34	4.71
Q001377		2.27	0.03	4.4	0.57	1180	<10	60	<0.5	<2	1.08	18.7	7	2	28	4.51
Q001378		<0.02	0.03	4.6	0.68	1205	<10	60	<0.5	<2	1.07	19.2	7	2	28	4.63
Q001379		2.36	0.01	0.8	0.59	979	<10	120	<0.5	<2	1.65	1.4	5	1	10	2.12
Q001380		2.32	<0.01	0.8	0.67	1085	<10	100	<0.5	<2	1.61	1.1	5	1	8	2.14
Q001381		2.14	0.02	1.5	0.59	1650	<10	100	<0.5	<2	1.44	1.9	6	1	13	2.68
Q001382		2.27	0.09	2.5	0.61	1905	<10	30	<0.5	<2	0.37	10.5	7	2	47	5.36
Q001383		2.27	0.11	1.9	0.61	1920	<10	30	<0.5	<2	0.41	11.0	7	2	57	5.01
Q001384		0.33	<0.01	<0.2	0.74	51	<10	120	<0.5	<2	0.81	<0.5	11	14	13	2.41
Q001385		2.12	0.53	17.5	0.63	2380	<10	30	0.5	2	0.43	14.1	7	2	127	6.36
Q001386		2.19	0.21	2.6	0.68	2620	<10	30	0.5	<2	0.52	16.1	9	1	73	4.93
Q001387		0.12	0.52	59.0	0.83	154	<10	20	<0.5	<2	1.59	223	<1	14	>10000	12.25
Q001388		2.13	0.24	5.0	0.63	2250	<10	20	<0.5	4	0.82	12.2	7	1	193	6.03
Q001389		2.54	0.13	3.5	0.60	2300	<10	20	<0.5	<2	0.78	20.0	7	2	82	4.89
Q001390		2.31	0.09	3.2	0.59	1950	<10	20	<0.5	2	0.54	13.9	7	2	67	5.07
Q001391		2.13	0.10	3.1	0.65	2650	<10	20	<0.5	<2	0.64	17.5	7	2	54	5.30
Q001392		2.37	0.19	3.0	0.63	2710	<10	30	<0.5	<2	0.57	14.9	8	2	55	5.78
Q001393		2.18	0.29	3.0	0.68	2010	<10	20	0.5	<2	0.43	17.3	7	1	32	5.69
Q001394		2.22	0.17	2.7	0.65	3270	<10	20	0.5	<2	0.86	20.7	8	1	51	4.44
Q001395		2.59	0.22	3.8	0.67	1840	<10	20	<0.5	2	0.44	31.6	8	2	50	5.09
Q001396		<0.02	0.23	4.0	0.72	1890	<10	30	<0.5	2	0.45	31.8	8	2	53	5.16
Q001397		1.94	0.10	11.7	0.71	1420	<10	20	0.5	2	0.33	63.0	8	2	83	5.01
Q001398		2.30	0.06	6.3	0.60	1050	<10	20	<0.5	<2	1.89	23.6	7	1	59	3.97
Q001399		2.31	0.05	3.6	0.67	1430	<10	30	0.5	<2	0.63	13.6	8	2	52	4.31
Q001400		2.21	0.02	1.8	0.77	1380	<10	40	0.5	<2	0.45	4.9	11	2	25	3.34
Q001401		2.27	0.05	3.7	0.70	1435	<10	40	<0.5	<2	0.43	14.0	8	3	46	4.36
Q001402		2.23	0.05	4.4	0.68	917	<10	30	<0.5	<2	0.48	19.6	7	3	64	4.31
Q001403		2.30	0.04	2.8	0.79	967	<10	30	0.5	<2	0.41	13.1	7	2	38	4.04
Q001404		0.34	<0.01	<0.2	0.44	18	<10	50	<0.5	<2	0.75	<0.5	11	12	13	2.10

ALS Canada Ltd.
2103 Dollarton Hwy
North Vancouver BC V7H 0A7
Phone: 604 984 0221 Fax: 604 984 0218 www.alsglobal.com

To: **BRIXTON METALS CORPORATION**
#1411 - 409 GRANVILLE STREET
VANCOUVER BC V6C 1T2

Finalized Date: 8-NOV-2012
Account: BRIXMET

Project: Thorn

CERTIFICATE OF ANALYSIS WH12228846

Sample Description	Method	ME-ICP41	ME-ICP41	ME-ICP41	ME-ICP41	ME-ICP41	ME-ICP41	ME-ICP41	ME-ICP41	ME-ICP41	ME-ICP41	ME-ICP41	ME-ICP41	ME-ICP41	ME-ICP41	ME-ICP41
	Analyte	Ga	Hg	K	La	Mg	Mn	Mo	Na	Ni	P	Pb	S	Sb	Sc	Sr
	Units	ppm	ppm	%	ppm	%	ppm	ppm	%	ppm	ppm	ppm	%	ppm	ppm	ppm
	LOR	10	1	0.01	10	0.01	5	1	0.01	1	10	2	0.01	2	1	1
Q001365		<10	<1	0.35	10	0.09	345	2	0.06	4	730	2430	9.30	243	1	255
Q001366		<10	<1	0.38	20	0.06	199	1	0.05	2	740	2350	7.69	157	1	119
Q001367		<10	1	0.39	10	0.05	177	1	0.04	1	790	2870	9.69	422	1	90
Q001368		<10	<1	0.38	10	0.05	174	1	0.05	3	810	2550	7.66	250	1	103
Q001369		<10	<1	0.07	10	0.42	287	<1	0.18	23	1670	11	0.03	2	3	82
Q001370		<10	<1	0.36	10	0.08	311	3	0.06	8	750	693	5.09	22	1	159
Q001371		<10	<1	0.37	10	0.07	221	1	0.06	7	740	500	5.44	54	1	166
Q001372		<10	<1	0.36	10	0.24	739	1	0.07	5	780	354	4.86	23	1	233
Q001373		<10	<1	0.39	10	0.11	509	<1	0.07	2	770	166	3.43	12	1	149
Q001374		<10	<1	0.35	20	0.15	1080	<1	0.07	1	760	132	3.19	10	1	166
Q001375		10	20	0.06	<10	0.76	379	33	0.01	51	360	>10000	>10.0	234	<1	32
Q001376		<10	1	0.46	10	0.12	753	2	0.07	5	790	1280	5.10	12	1	169
Q001377		<10	<1	0.37	10	0.30	1625	1	0.05	4	750	865	4.83	12	1	211
Q001378		<10	<1	0.42	10	0.31	1615	1	0.06	5	770	849	4.95	14	1	215
Q001379		<10	<1	0.36	10	0.51	1480	<1	0.06	1	710	50	1.83	8	1	318
Q001380		<10	<1	0.39	10	0.50	1435	<1	0.06	1	740	48	1.84	11	1	318
Q001381		<10	<1	0.38	10	0.45	1345	<1	0.05	1	730	64	2.49	11	1	275
Q001382		<10	<1	0.38	10	0.09	229	3	0.06	5	740	306	6.35	14	1	146
Q001383		<10	<1	0.36	10	0.10	298	1	0.06	8	800	315	5.99	18	1	162
Q001384		<10	<1	0.12	10	0.49	290	<1	0.21	26	1420	10	0.16	<2	3	101
Q001385		<10	<1	0.37	10	0.12	375	1	0.07	7	680	492	7.65	64	1	168
Q001386		<10	<1	0.39	10	0.09	283	2	0.08	7	990	442	5.91	28	1	217
Q001387		10	3	0.07	<10	1.72	655	33	0.03	16	410	970	>10.0	43	1	39
Q001388		<10	<1	0.36	10	0.14	574	2	0.07	6	760	320	7.22	66	1	253
Q001389		<10	<1	0.36	10	0.15	634	2	0.07	8	780	568	5.42	28	1	250
Q001390		<10	<1	0.36	10	0.14	555	1	0.06	7	760	402	5.61	24	1	179
Q001391		<10	<1	0.39	10	0.16	627	1	0.06	8	780	367	6.20	19	1	182
Q001392		<10	<1	0.38	10	0.13	616	2	0.07	9	930	388	6.84	21	1	200
Q001393		<10	<1	0.38	10	0.11	391	1	0.07	5	830	521	6.78	13	1	173
Q001394		<10	<1	0.39	10	0.27	1140	1	0.07	7	710	514	4.71	25	1	227
Q001395		<10	<1	0.39	10	0.11	377	2	0.07	8	850	1010	6.06	22	1	176
Q001396		<10	<1	0.41	10	0.11	387	2	0.07	8	870	1035	6.18	24	1	181
Q001397		<10	<1	0.42	10	0.07	223	2	0.07	14	720	2640	6.06	39	1	158
Q001398		<10	<1	0.35	10	0.11	681	1	0.07	5	850	684	4.46	29	1	398
Q001399		<10	<1	0.38	10	0.16	562	1	0.07	6	820	377	4.77	23	1	207
Q001400		<10	<1	0.37	10	0.13	384	<1	0.09	8	910	166	3.65	17	1	227
Q001401		<10	<1	0.39	10	0.12	333	9	0.06	11	960	394	4.85	28	1	251
Q001402		<10	1	0.37	10	0.17	439	1	0.06	7	740	966	4.78	29	1	158
Q001403		<10	<1	0.40	10	0.15	360	1	0.08	6	840	511	4.46	18	1	186
Q001404		<10	<1	0.05	10	0.35	269	<1	0.12	23	1880	14	0.10	<2	3	64

ALS Canada Ltd.
2103 Dollarton Hwy
North Vancouver BC V7H 0A7
Phone: 604 984 0221 Fax: 604 984 0218 www.alsglobal.com

To: **BRIXTON METALS CORPORATION**
#1411 - 409 GRANVILLE STREET
VANCOUVER BC V6C 1T2

Finalized Date: 8-NOV-2012
Account: BRIXMET

Project: Thorn

CERTIFICATE OF ANALYSIS WH12228846

Sample Description	Method	ME-ICP41	ME-ICP41	ME-ICP41	ME-ICP41	ME-ICP41	ME-ICP41	ME-ICP41	Cu-AA46	Pb-AA46	Zn-AA46	Ag-GRA21
	Analyte	Th	Ti	Tl	U	V	W	Zn	Cu	Pb	Zn	Ag
	Units	ppm	%	ppm	ppm	ppm	ppm	ppm	%	%	%	ppm
	LOR	20	0.01	10	10	1	10	2	0.001	0.001	0.001	5
Q001365		<20	<0.01	<10	<10	6	<10	3840				
Q001366		<20	<0.01	<10	<10	6	<10	3580				
Q001367		<20	<0.01	<10	<10	6	<10	5450				
Q001368		<20	<0.01	<10	<10	6	<10	3930				
Q001369		<20	0.15	<10	<10	48	<10	44				
Q001370		<20	<0.01	<10	<10	6	<10	1255				
Q001371		<20	<0.01	<10	<10	6	<10	1915				
Q001372		<20	<0.01	<10	<10	6	<10	1160				
Q001373		<20	<0.01	<10	<10	6	<10	1255				
Q001374		<20	<0.01	<10	<10	6	<10	1175				
Q001375		<20	<0.01	30	<10	16	<10	>10000	1.143	1.460	9.16	149
Q001376		<20	<0.01	<10	<10	8	<10	1390				
Q001377		<20	<0.01	<10	<10	6	<10	1635				
Q001378		<20	<0.01	<10	<10	7	<10	1640				
Q001379		<20	<0.01	<10	<10	6	<10	351				
Q001380		<20	<0.01	<10	<10	6	<10	296				
Q001381		<20	<0.01	<10	<10	6	<10	383				
Q001382		<20	<0.01	<10	<10	7	<10	1100				
Q001383		<20	<0.01	<10	<10	6	<10	1080				
Q001384		<20	0.14	<10	<10	48	<10	57				
Q001385		<20	<0.01	<10	<10	6	<10	1310				
Q001386		<20	<0.01	<10	<10	6	<10	1470				
Q001387		<20	<0.01	<10	10	8	10	>10000	1.723		4.18	
Q001388		<20	<0.01	<10	<10	6	<10	1315				
Q001389		<20	<0.01	<10	<10	6	<10	1745				
Q001390		<20	<0.01	<10	<10	6	<10	1025				
Q001391		<20	<0.01	<10	<10	7	<10	1385				
Q001392		<20	<0.01	<10	<10	7	<10	1090				
Q001393		<20	<0.01	<10	<10	7	<10	1050				
Q001394		<20	<0.01	<10	<10	7	<10	1320				
Q001395		<20	<0.01	<10	<10	7	<10	1530				
Q001396		<20	<0.01	<10	<10	7	<10	1560				
Q001397		<20	<0.01	<10	<10	7	<10	2250				
Q001398		<20	<0.01	<10	<10	5	<10	1560				
Q001399		<20	<0.01	<10	<10	8	<10	1160				
Q001400		<20	<0.01	<10	<10	11	<10	664				
Q001401		<20	<0.01	<10	<10	8	<10	936				
Q001402		<20	<0.01	<10	<10	7	<10	1425				
Q001403		<20	<0.01	<10	<10	9	<10	1470				
Q001404		<20	0.12	<10	<10	47	<10	64				

ALS Canada Ltd.
2103 Dollarton Hwy
North Vancouver BC V7H 0A7
Phone: 604 984 0221 Fax: 604 984 0218 www.alsglobal.com

To: **BRIXTON METALS CORPORATION**
#1411 - 409 GRANVILLE STREET
VANCOUVER BC V6C 1T2

Finalized Date: 8-NOV-2012
Account: BRIXMET

Project: Thorn

CERTIFICATE OF ANALYSIS WH12228846

Sample Description	Method	WEI-21	Au-AA25	ME-ICP41	ME-ICP41	ME-ICP41	ME-ICP41	ME-ICP41	ME-ICP41	ME-ICP41	ME-ICP41	ME-ICP41	ME-ICP41	ME-ICP41	ME-ICP41	ME-ICP41
	Analyte	Recvd Wt.	Au	Ag	Al	As	B	Ba	Be	Bi	Ca	Cd	Co	Cr	Cu	Fe
	Units	kg	ppm	ppm	%	ppm	ppm	ppm	ppm	ppm	%	ppm	ppm	ppm	ppm	%
	LOR	0.02	0.01	0.2	0.01	2	10	10	0.5	2	0.01	0.5	1	1	1	0.01
Q001405		2.30	0.08	5.9	0.77	1385	<10	30	<0.5	<2	0.55	31.1	7	3	52	4.78
Q001406		2.32	0.05	4.3	0.78	1720	<10	30	0.5	<2	0.35	32.5	6	2	48	4.89
Q001407		2.17	0.08	5.4	0.77	1920	<10	40	<0.5	<2	0.59	78.4	7	4	55	4.38
Q001408		0.08	2.12	>100	0.33	1200	<10	10	<0.5	39	1.73	517	26	15	>10000	17.8
Q001409		2.22	0.04	4.7	0.73	1630	<10	30	<0.5	<2	0.71	57.4	8	3	56	4.01
Q001410		2.46	0.04	3.6	0.87	3940	<10	30	<0.5	<2	0.40	48.4	7	4	40	3.95
Q001411		2.41	0.03	3.0	0.70	3940	<10	20	0.5	<2	0.37	76.8	14	7	42	5.07
Q001412		1.96	0.04	4.9	0.77	2810	<10	30	<0.5	<2	0.72	152.5	8	3	39	3.93
Q001413		2.44	0.02	2.7	0.66	1785	<10	30	<0.5	<2	0.48	56.0	8	3	23	3.81
Q001414		<0.02	0.02	2.9	0.73	1875	<10	20	0.5	<2	0.50	58.7	8	3	23	3.99
Q001415		2.05	0.01	3.4	0.71	1790	<10	50	0.5	<2	0.69	37.6	7	3	30	3.40
Q001416		2.10	0.01	3.4	0.86	1370	<10	60	0.6	<2	1.01	3.2	7	1	9	2.98
Q001417		2.27	0.02	1.7	0.84	2110	<10	50	0.6	<2	1.29	2.3	6	1	8	2.91
Q001418		2.37	0.07	5.8	0.67	1875	<10	20	0.5	2	0.37	20.6	7	2	51	4.90
Q001419		2.30	0.08	7.2	0.63	1465	<10	40	<0.5	2	0.26	31.8	7	2	125	4.30
Q001420		2.34	0.07	6.8	0.63	1615	<10	30	<0.5	2	0.45	13.1	8	2	47	4.77
Q001421		0.31	0.01	<0.2	1.02	26	<10	120	<0.5	<2	1.05	<0.5	11	13	15	2.69
Q001422		2.05	0.08	6.3	0.63	1740	<10	30	<0.5	3	0.37	11.2	6	3	55	5.26
Q001423		2.31	0.62	15.1	0.66	2270	<10	20	0.6	15	0.23	23.8	7	1	899	7.80
Q001424		2.37	0.78	16.2	0.64	1585	<10	20	0.6	28	0.29	18.7	7	1	1465	7.30
Q001425		2.55	0.67	95.8	0.59	9020	<10	20	0.5	45	0.27	67.2	7	2	7290	7.57
Q001426		2.34	1.60	42.7	0.55	3060	<10	10	<0.5	61	0.34	194.0	4	1	>10000	7.71
Q001427		1.91	1.39	17.8	0.58	2530	<10	10	0.5	18	0.30	45.4	7	2	1275	6.35
Q001428		2.32	0.63	6.3	0.55	2650	<10	10	0.5	7	0.31	24.3	5	2	385	6.13
Q001429		0.12	0.52	62.1	0.77	152	<10	20	<0.5	<2	1.58	219	<1	14	>10000	12.05
Q001430		2.12	1.54	22.7	0.60	2210	<10	10	<0.5	25	0.49	35.6	5	2	1950	6.40
Q001431		2.24	1.32	>100	0.56	3360	<10	10	0.5	27	0.33	30.5	6	1	4730	6.22
Q001432		2.00	0.34	3.6	0.60	1230	<10	20	0.6	9	0.79	14.1	6	2	411	4.74
Q001433		1.91	0.31	3.5	1.28	835	<10	70	0.5	<2	0.85	14.6	6	5	70	3.90
Q001434		2.03	0.05	1.0	1.28	532	<10	150	<0.5	<2	0.74	1.5	5	9	18	3.54
Q001435		2.49	0.16	2.2	1.11	858	<10	130	<0.5	<2	0.44	16.7	5	8	43	3.52
Q001436		<0.02	0.16	2.3	1.13	864	<10	130	<0.5	2	0.46	17.0	5	8	44	3.51
Q001437		2.01	0.08	0.9	1.29	445	<10	140	<0.5	<2	0.75	4.5	5	10	21	3.50
Q001438		2.22	0.04	0.8	1.61	411	<10	140	<0.5	<2	0.86	3.7	6	13	16	3.73
Q001439		2.29	0.20	33.8	1.42	532	<10	70	<0.5	8	0.87	24.8	7	9	5410	4.59
Q001440		0.26	<0.01	0.2	0.82	5	<10	110	<0.5	<2	0.96	<0.5	11	13	40	2.57
Q001441		2.48	0.48	39.6	1.24	987	<10	50	<0.5	22	0.45	41.8	6	5	6440	5.30
Q001442		2.15	0.16	4.0	1.37	429	<10	90	<0.5	2	0.37	9.9	6	8	360	3.71
Q001443		2.00	0.26	6.5	1.82	490	<10	100	<0.5	9	0.47	29.3	8	10	1200	4.88
Q001444		2.39	0.14	2.4	1.36	428	<10	120	<0.5	<2	0.41	10.1	6	7	164	3.36

ALS Canada Ltd.
2103 Dollarton Hwy
North Vancouver BC V7H 0A7
Phone: 604 984 0221 Fax: 604 984 0218 www.alsglobal.com

To: **BRIXTON METALS CORPORATION**
#1411 - 409 GRANVILLE STREET
VANCOUVER BC V6C 1T2

Finalized Date: 8-NOV-2012
Account: BRIXMET

Project: Thorn

CERTIFICATE OF ANALYSIS WH12228846

Sample Description	Method	ME-ICP41	ME-ICP41	ME-ICP41	ME-ICP41	ME-ICP41	ME-ICP41	ME-ICP41	ME-ICP41	ME-ICP41	ME-ICP41	ME-ICP41	ME-ICP41	ME-ICP41	ME-ICP41	ME-ICP41
	Analyte	Ga	Hg	K	La	Mg	Mn	Mo	Na	Ni	P	Pb	S	Sb	Sc	Sr
	Units	ppm	ppm	%	ppm	%	ppm	ppm	%	ppm	ppm	ppm	%	ppm	ppm	ppm
	LOR	10	1	0.01	10	0.01	5	1	0.01	1	10	2	0.01	2	1	1
Q001405		<10	<1	0.41	10	0.17	467	2	0.06	8	780	1065	5.60	26	1	174
Q001406		<10	<1	0.41	10	0.13	300	1	0.07	6	820	753	5.48	25	1	159
Q001407		<10	<1	0.42	10	0.20	506	3	0.05	13	790	2930	4.88	27	1	197
Q001408		10	20	0.06	<10	0.76	403	35	0.01	57	410	>10000	>10.0	245	1	37
Q001409		<10	<1	0.39	10	0.21	612	2	0.06	11	800	2280	4.40	23	1	224
Q001410		<10	<1	0.40	10	0.24	499	2	0.06	22	910	1040	4.13	25	1	179
Q001411		<10	<1	0.37	10	0.13	321	9	0.06	68	600	1415	6.00	20	2	188
Q001412		<10	1	0.42	10	0.20	687	2	0.07	11	850	2050	4.37	26	1	260
Q001413		<10	<1	0.37	10	0.11	692	7	0.08	10	850	742	4.26	14	1	301
Q001414		<10	1	0.39	10	0.12	733	7	0.08	10	890	776	4.47	13	1	315
Q001415		<10	1	0.40	10	0.19	961	<1	0.08	5	840	269	3.68	16	1	257
Q001416		<10	<1	0.43	10	0.31	1700	<1	0.09	2	980	78	3.01	7	1	311
Q001417		<10	<1	0.41	20	0.46	6130	<1	0.08	1	870	72	2.65	6	2	260
Q001418		<10	1	0.39	10	0.07	410	3	0.07	8	870	499	5.88	20	1	181
Q001419		<10	1	0.38	10	0.05	129	3	0.09	15	840	642	4.98	37	1	179
Q001420		<10	1	0.38	10	0.08	341	2	0.08	8	860	330	5.78	16	1	196
Q001421		<10	<1	0.16	10	0.47	337	<1	0.30	26	1790	9	0.09	<2	4	137
Q001422		<10	1	0.38	10	0.07	216	2	0.08	11	820	382	6.38	20	1	172
Q001423		<10	1	0.37	20	0.04	50	1	0.12	5	890	662	10.00	216	1	239
Q001424		<10	1	0.37	20	0.05	115	2	0.12	5	1030	480	9.19	410	1	245
Q001425		<10	2	0.35	10	0.07	152	3	0.09	14	790	678	9.49	1230	1	176
Q001426		<10	3	0.33	10	0.08	359	1	0.08	2	810	2620	>10.0	2900	1	158
Q001427		<10	<1	0.34	10	0.06	208	2	0.08	7	900	602	7.95	363	1	188
Q001428		<10	1	0.33	10	0.06	218	1	0.08	7	840	507	7.61	111	1	168
Q001429		10	3	0.07	<10	1.68	636	32	0.05	16	410	972	>10.0	42	1	41
Q001430		<10	1	0.36	10	0.11	440	1	0.08	2	820	1100	7.95	348	1	194
Q001431		<10	1	0.34	10	0.07	276	3	0.09	5	820	1000	7.89	943	1	179
Q001432		<10	<1	0.37	10	0.22	902	2	0.09	8	740	278	5.25	100	1	307
Q001433		<10	1	0.42	10	0.59	4190	<1	0.07	8	880	603	3.30	12	2	228
Q001434		<10	1	0.33	10	0.78	8230	<1	0.08	7	910	120	1.63	7	2	197
Q001435		<10	<1	0.30	10	0.66	3450	<1	0.09	7	870	302	2.11	12	2	135
Q001436		<10	1	0.32	10	0.67	3550	<1	0.09	6	870	306	2.10	11	2	138
Q001437		<10	<1	0.32	10	0.87	4250	<1	0.09	7	870	213	1.71	7	2	178
Q001438		10	<1	0.30	10	1.03	4630	<1	0.08	8	900	130	1.67	8	3	183
Q001439		10	1	0.30	10	0.81	3820	<1	0.08	9	930	595	3.68	842	2	192
Q001440		<10	<1	0.12	10	0.55	363	<1	0.26	28	1860	5	0.03	10	4	117
Q001441		<10	1	0.32	10	0.57	2040	<1	0.08	8	900	961	5.00	947	1	144
Q001442		<10	<1	0.33	10	0.63	3120	<1	0.08	7	900	362	2.61	46	2	108
Q001443		10	<1	0.35	10	1.11	2870	<1	0.08	10	1100	649	3.05	96	3	120
Q001444		<10	<1	0.33	10	0.69	2000	<1	0.08	9	940	308	2.07	42	2	253

ALS Canada Ltd.
2103 Dollarton Hwy
North Vancouver BC V7H 0A7
Phone: 604 984 0221 Fax: 604 984 0218 www.alsglobal.com

To: **BRIXTON METALS CORPORATION**
#1411 - 409 GRANVILLE STREET
VANCOUVER BC V6C 1T2

Finalized Date: 8-NOV-2012
Account: BRIXMET

Project: Thorn

CERTIFICATE OF ANALYSIS WH12228846

Sample Description	Method	ME-ICP41	ME-ICP41	ME-ICP41	ME-ICP41	ME-ICP41	ME-ICP41	ME-ICP41	Cu-AA46	Pb-AA46	Zn-AA46	Ag-GRA21
	Analyte	Th	Ti	Tl	U	V	W	Zn	Cu	Pb	Zn	Ag
	Units	ppm	%	ppm	ppm	ppm	ppm	ppm	%	%	%	ppm
	LOR	20	0.01	10	10	1	10	2	0.001	0.001	0.001	5
Q001405		<20	<0.01	<10	<10	8	<10	1945				
Q001406		<20	<0.01	<10	<10	8	<10	1630				
Q001407		<20	<0.01	<10	<10	9	<10	2690				
Q001408		<20	<0.01	30	10	16	10	>10000	1.161	1.485	9.22	132
Q001409		<20	<0.01	<10	<10	8	<10	2100				
Q001410		<20	<0.01	<10	<10	9	<10	2370				
Q001411		<20	<0.01	<10	<10	10	<10	2790				
Q001412		<20	<0.01	<10	<10	7	<10	4630				
Q001413		<20	<0.01	<10	<10	6	<10	2520				
Q001414		<20	<0.01	<10	<10	7	<10	2620				
Q001415		<20	<0.01	<10	<10	6	<10	2260				
Q001416		<20	<0.01	<10	<10	8	<10	826				
Q001417		<20	<0.01	<10	<10	10	<10	706				
Q001418		<20	<0.01	<10	<10	7	<10	1950				
Q001419		<20	<0.01	<10	<10	7	<10	2330				
Q001420		<20	<0.01	<10	<10	7	<10	774				
Q001421		<20	0.18	<10	<10	54	<10	52				
Q001422		<20	<0.01	<10	<10	6	<10	636				
Q001423		<20	<0.01	<10	<10	7	<10	1035				
Q001424		<20	<0.01	<10	<10	7	<10	960				
Q001425		<20	<0.01	<10	<10	7	<10	3250				
Q001426		<20	<0.01	<10	<10	5	10	>10000	1.244		1.275	
Q001427		<20	<0.01	<10	<10	6	<10	2420				
Q001428		<20	<0.01	<10	<10	5	<10	1435				
Q001429		<20	<0.01	<10	<10	8	10	>10000	1.783		4.58	
Q001430		<20	<0.01	<10	<10	6	<10	1340				
Q001431		<20	<0.01	<10	<10	6	<10	1880				94
Q001432		<20	<0.01	<10	<10	6	<10	1395				
Q001433		<20	<0.01	<10	<10	14	<10	3730				
Q001434		<20	<0.01	<10	<10	20	<10	637				
Q001435		<20	<0.01	<10	<10	18	<10	3110				
Q001436		<20	<0.01	<10	<10	18	<10	3190				
Q001437		<20	<0.01	<10	<10	22	<10	1355				
Q001438		<20	<0.01	<10	<10	26	<10	1130				
Q001439		<20	<0.01	<10	<10	21	<10	4510				
Q001440		<20	0.16	<10	<10	54	<10	60				
Q001441		<20	<0.01	<10	<10	16	<10	3470				
Q001442		<20	<0.01	<10	<10	19	<10	1820				
Q001443		<20	<0.01	<10	<10	26	<10	2770				
Q001444		<20	<0.01	<10	<10	18	<10	1690				

ALS Canada Ltd.
2103 Dollarton Hwy
North Vancouver BC V7H 0A7
Phone: 604 984 0221 Fax: 604 984 0218 www.alsglobal.com

To: **BRIXTON METALS CORPORATION**
#1411 - 409 GRANVILLE STREET
VANCOUVER BC V6C 1T2

Finalized Date: 8-NOV-2012
Account: BRIXMET

Project: Thorn

CERTIFICATE OF ANALYSIS WH12228846

Sample Description	Method	WEI-21	Au-AA25	ME-ICP41	ME-ICP41	ME-ICP41	ME-ICP41	ME-ICP41	ME-ICP41	ME-ICP41	ME-ICP41	ME-ICP41	ME-ICP41	ME-ICP41	ME-ICP41	ME-ICP41
	Analyte	Recvd Wt.	Au	Ag	Al	As	B	Ba	Be	Bi	Ca	Cd	Co	Cr	Cu	Fe
	Units	kg	ppm	ppm	%	ppm	ppm	ppm	ppm	ppm	%	ppm	ppm	ppm	ppm	%
	LOR	0.02	0.01	0.2	0.01	2	10	10	0.5	2	0.01	0.5	1	1	1	0.01
Q001445		2.22	0.26	2.7	1.25	558	<10	90	<0.5	2	0.54	11.0	6	6	223	4.17
Q001446		2.17	0.18	1.6	1.36	271	<10	130	<0.5	<2	0.51	6.3	6	7	126	3.54
Q001447		2.06	0.13	1.5	1.67	375	<10	130	<0.5	2	0.43	8.3	6	8	59	3.88
Q001448		1.89	0.09	2.2	1.42	341	<10	140	<0.5	2	0.73	6.7	5	7	156	3.37
Q001449		0.08	2.16	>100	0.32	1160	<10	10	<0.5	48	1.70	502	24	14	>10000	18.1
Q001450		2.65	0.02	2.0	1.41	383	<10	130	<0.5	2	0.64	12.1	6	9	36	3.32
Q001451		1.91	0.02	1.6	1.49	188	<10	130	<0.5	<2	0.25	9.5	5	11	77	2.85
Q001452		1.97	0.13	4.3	1.13	377	<10	120	<0.5	2	0.30	15.4	6	6	578	3.06
Q001453		<0.02	0.14	4.1	1.20	371	<10	110	<0.5	3	0.31	15.4	6	6	570	3.13
Q001454		2.30	0.20	4.2	1.35	421	<10	120	<0.5	5	0.41	20.5	6	6	596	3.66
Q001455		1.99	0.29	2.2	1.31	1350	<10	70	<0.5	2	0.45	11.0	6	8	171	3.85
Q001456		2.33	0.55	3.4	0.64	1425	<10	40	0.5	2	0.40	10.5	7	2	468	5.41
Q001457		2.28	0.56	3.6	0.58	2030	<10	40	0.5	5	0.32	15.7	6	2	627	5.21
Q001458		1.97	0.34	2.4	0.56	2110	<10	20	<0.5	2	0.47	9.0	6	2	237	4.66
Q001459		2.18	0.30	2.3	0.60	1500	<10	40	<0.5	<2	0.42	6.2	6	2	125	4.99
Q001460		2.25	0.48	3.3	0.60	1345	<10	30	<0.5	<2	0.45	12.8	6	2	225	4.51
Q001461		2.13	0.81	3.9	0.58	1640	<10	40	<0.5	3	0.32	8.8	6	3	221	5.35
Q001462		2.51	1.74	4.5	0.55	2180	<10	10	<0.5	17	0.45	4.6	6	2	215	7.65
Q001463		2.58	0.80	4.1	0.55	1235	<10	20	<0.5	6	0.32	9.8	5	2	417	4.90
Q001464		0.30	0.01	<0.2	0.43	14	<10	50	<0.5	<2	0.71	<0.5	7	9	14	1.90
Q001465		1.99	0.81	24.0	0.52	1560	<10	10	<0.5	56	0.23	12.0	5	2	3110	7.55
Q001466		2.29	0.61	7.9	0.58	1335	<10	10	<0.5	23	0.27	7.4	6	1	2120	5.79
Q001467		2.16	0.69	12.7	0.59	1215	<10	20	0.5	39	0.22	12.1	7	3	4650	5.68
Q001468		2.35	0.54	13.6	0.58	1000	<10	20	0.5	31	0.28	16.4	6	2	4790	5.32
Q001469		2.59	0.42	11.9	0.59	932	<10	40	<0.5	6	0.35	7.3	6	3	2990	4.83
Q001470		0.11	0.61	65.1	0.72	147	<10	20	<0.5	4	1.57	219	<1	13	>10000	11.90
Q001471		2.10	0.56	27.5	0.58	797	<10	40	<0.5	29	0.30	9.5	8	2	5600	4.66
Q001472		1.92	0.52	15.6	0.59	1070	<10	20	0.5	52	0.40	19.6	5	2	5840	5.91
Q001473		2.28	0.68	80.5	0.53	2530	<10	20	<0.5	119	1.24	226	2	1	>10000	10.85
Q001474		2.77	0.68	47.9	0.52	1955	<10	10	<0.5	110	1.09	163.0	3	1	>10000	10.50
Q001475		2.27	0.46	14.8	0.56	1070	<10	20	<0.5	35	0.39	19.7	5	2	5390	6.53
Q001476		<0.02	0.41	14.8	0.63	1085	<10	20	<0.5	37	0.39	19.6	5	2	5470	6.54
Q001477		2.38	0.56	52.4	0.58	1985	<10	40	<0.5	88	0.82	121.5	2	1	>10000	8.24
Q001478		2.50	0.80	32.9	0.57	1955	<10	20	<0.5	95	0.36	66.8	4	1	>10000	10.85
Q001479		2.46	0.44	6.7	0.54	1350	<10	20	<0.5	26	0.22	13.0	5	2	2420	8.56
Q001480		2.35	0.66	24.6	0.56	1575	<10	20	<0.5	141	0.49	29.9	3	2	9280	8.32
Q001481		2.41	0.43	25.5	0.59	1655	<10	20	<0.5	68	0.62	24.4	4	1	>10000	7.57
Q001482		2.41	0.45	21.6	0.60	1535	<10	20	<0.5	62	0.68	20.1	4	1	>10000	6.87
Q001483		2.63	0.65	72.6	0.51	2130	<10	20	<0.5	118	0.89	77.8	1	1	>10000	11.35
Q001484		2.43	0.41	61.2	0.55	1765	<10	20	<0.5	129	0.89	41.6	2	1	>10000	10.30

ALS Canada Ltd.
2103 Dollarton Hwy
North Vancouver BC V7H 0A7
Phone: 604 984 0221 Fax: 604 984 0218 www.alsglobal.com

To: **BRIXTON METALS CORPORATION**
#1411 - 409 GRANVILLE STREET
VANCOUVER BC V6C 1T2

Finalized Date: 8-NOV-2012
Account: BRIXMET

Project: Thorn

CERTIFICATE OF ANALYSIS WH12228846

Sample Description	Method	ME-ICP41	ME-ICP41	ME-ICP41	ME-ICP41	ME-ICP41	ME-ICP41	ME-ICP41	ME-ICP41	ME-ICP41	ME-ICP41	ME-ICP41	ME-ICP41	ME-ICP41	ME-ICP41	ME-ICP41
	Analyte	Ga	Hg	K	La	Mg	Mn	Mo	Na	Ni	P	Pb	S	Sb	Sc	Sr
	Units	ppm	ppm	%	ppm	%	ppm	ppm	%	ppm	ppm	ppm	%	ppm	ppm	ppm
	LOR	10	1	0.01	10	0.01	5	1	0.01	1	10	2	0.01	2	1	1
Q001445		<10	<1	0.35	10	0.75	3720	<1	0.07	6	840	324	2.58	43	2	126
Q001446		<10	<1	0.35	10	0.80	3330	<1	0.08	9	870	227	1.57	23	2	127
Q001447		10	<1	0.34	10	0.92	3240	<1	0.07	8	900	252	1.77	12	2	162
Q001448		10	<1	0.34	10	0.88	4120	<1	0.08	5	850	242	1.61	19	2	391
Q001449		10	19	0.06	<10	0.76	391	35	0.03	59	400	>10000	>10.0	235	1	39
Q001450		<10	<1	0.34	10	0.75	3290	10	0.08	7	950	503	2.02	7	2	148
Q001451		10	<1	0.37	10	0.66	1350	6	0.08	6	970	375	1.50	6	2	69
Q001452		<10	<1	0.36	10	0.48	1620	<1	0.08	7	880	530	2.28	35	2	173
Q001453		<10	1	0.39	10	0.50	1640	<1	0.09	7	900	527	2.31	35	2	175
Q001454		<10	<1	0.39	10	0.61	1290	<1	0.08	6	950	783	2.79	21	2	640
Q001455		<10	<1	0.34	10	0.65	1550	<1	0.08	7	850	413	2.81	23	2	239
Q001456		<10	<1	0.36	10	0.14	426	4	0.07	15	830	490	6.49	95	1	164
Q001457		<10	<1	0.36	10	0.05	147	3	0.08	13	860	261	6.38	147	1	166
Q001458		<10	<1	0.34	10	0.05	286	6	0.07	13	770	485	5.36	70	1	229
Q001459		<10	<1	0.37	10	0.06	278	3	0.08	10	860	489	6.04	30	1	185
Q001460		<10	<1	0.38	10	0.08	370	4	0.07	10	760	583	5.20	60	1	193
Q001461		<10	1	0.36	10	0.05	178	9	0.07	14	780	613	6.57	60	1	167
Q001462		<10	<1	0.33	10	0.05	234	4	0.07	10	770	542	9.61	52	1	197
Q001463		<10	<1	0.33	10	0.05	155	6	0.08	10	810	184	6.00	85	1	197
Q001464		<10	<1	0.06	10	0.34	234	<1	0.14	22	1890	4	0.06	<2	2	65
Q001465		<10	1	0.32	10	0.04	134	6	0.08	8	770	822	9.65	660	1	173
Q001466		<10	<1	0.34	10	0.05	189	3	0.09	8	910	208	7.17	380	1	217
Q001467		<10	<1	0.36	10	0.03	57	6	0.08	15	900	231	7.08	511	1	180
Q001468		<10	<1	0.35	10	0.05	171	4	0.08	9	940	268	6.67	556	1	180
Q001469		<10	<1	0.36	10	0.05	204	5	0.07	16	910	127	6.00	564	1	176
Q001470		10	3	0.07	<10	1.64	625	32	0.04	15	400	970	>10.0	45	1	40
Q001471		<10	<1	0.36	10	0.05	194	6	0.07	11	920	98	5.50	679	1	167
Q001472		<10	<1	0.36	10	0.07	281	2	0.08	4	960	1285	7.46	484	1	192
Q001473		<10	2	0.32	10	0.42	1200	1	0.07	<1	860	>10000	>10.0	4100	1	270
Q001474		<10	1	0.31	10	0.38	904	3	0.07	4	720	>10000	>10.0	2160	1	265
Q001475		<10	1	0.35	10	0.10	238	8	0.07	5	820	1300	8.19	379	1	177
Q001476		<10	1	0.38	10	0.10	241	8	0.07	5	830	1265	8.20	386	1	180
Q001477		<10	1	0.34	10	0.27	704	<1	0.07	<1	930	>10000	>10.0	2180	1	199
Q001478		<10	1	0.33	10	0.09	267	4	0.07	5	790	4480	>10.0	1175	1	152
Q001479		<10	<1	0.33	10	0.04	92	2	0.07	7	730	296	>10.0	202	1	135
Q001480		<10	1	0.33	10	0.08	374	8	0.07	2	830	1230	>10.0	843	1	187
Q001481		<10	1	0.35	10	0.14	495	<1	0.07	4	1040	1715	9.79	1000	1	202
Q001482		<10	<1	0.37	10	0.20	577	<1	0.07	4	960	474	8.73	734	1	204
Q001483		<10	1	0.31	10	0.28	840	<1	0.06	<1	1080	2730	>10.0	2770	1	180
Q001484		<10	<1	0.33	10	0.25	792	1	0.06	<1	1080	1295	>10.0	1885	1	199

ALS Canada Ltd.
2103 Dollarton Hwy
North Vancouver BC V7H 0A7
Phone: 604 984 0221 Fax: 604 984 0218 www.alsglobal.com

To: **BRIXTON METALS CORPORATION**
#1411 - 409 GRANVILLE STREET
VANCOUVER BC V6C 1T2

Finalized Date: 8-NOV-2012
Account: BRIXMET

Project: Thorn

CERTIFICATE OF ANALYSIS WH12228846

Sample Description	Method	ME-ICP41	ME-ICP41	ME-ICP41	ME-ICP41	ME-ICP41	ME-ICP41	ME-ICP41	Cu-AA46	Pb-AA46	Zn-AA46	Ag-GRA21
	Analyte	Th	Ti	Tl	U	V	W	Zn	Cu	Pb	Zn	Ag
	Units	ppm	%	ppm	ppm	ppm	ppm	ppm	%	%	%	ppm
	LOR	20	0.01	10	10	1	10	2	0.001	0.001	0.001	5
Q001445		<20	<0.01	<10	<10	17	<10	1700				
Q001446		<20	<0.01	<10	<10	17	<10	1110				
Q001447		<20	<0.01	<10	<10	19	<10	1440				
Q001448		<20	<0.01	<10	<10	17	<10	1185				
Q001449		<20	<0.01	30	<10	16	20	>10000	1.143	1.455	8.98	157
Q001450		<20	<0.01	<10	<10	19	<10	1965				
Q001451		<20	<0.01	<10	<10	21	<10	1185				
Q001452		<20	<0.01	<10	<10	16	<10	1965				
Q001453		<20	<0.01	<10	<10	17	<10	1970				
Q001454		<20	<0.01	<10	<10	19	<10	2050				
Q001455		<20	<0.01	<10	<10	21	<10	1495				
Q001456		<20	<0.01	<10	<10	7	<10	646				
Q001457		<20	<0.01	<10	<10	5	<10	1130				
Q001458		<20	<0.01	<10	<10	5	<10	881				
Q001459		<20	<0.01	<10	<10	6	<10	574				
Q001460		<20	<0.01	<10	<10	6	<10	1195				
Q001461		<20	<0.01	<10	<10	6	<10	766				
Q001462		<20	<0.01	<10	<10	6	<10	361				
Q001463		<20	<0.01	<10	<10	5	<10	861				
Q001464		<20	0.11	<10	<10	43	<10	32				
Q001465		<20	<0.01	<10	<10	6	<10	544				
Q001466		<20	<0.01	<10	<10	6	<10	893				
Q001467		<20	<0.01	<10	<10	6	<10	1010				
Q001468		<20	<0.01	<10	<10	6	<10	981				
Q001469		<20	<0.01	<10	<10	6	<10	1045				
Q001470		<20	<0.01	<10	<10	8	10	>10000	1.774		4.51	
Q001471		<20	<0.01	<10	<10	7	<10	1005				
Q001472		<20	<0.01	<10	<10	6	<10	1270				
Q001473		<20	<0.01	<10	<10	7	<10	6970	3.151	2.04		
Q001474		<20	<0.01	<10	<10	7	<10	5660	1.803	0.960		
Q001475		<20	<0.01	<10	<10	6	<10	795				
Q001476		<20	<0.01	<10	<10	6	<10	794				
Q001477		<20	<0.01	<10	<10	6	<10	3700	2.616	1.205		
Q001478		<20	<0.01	<10	<10	6	<10	2560	1.183			
Q001479		<20	<0.01	<10	<10	6	<10	600				
Q001480		<20	<0.01	<10	<10	6	<10	1300				
Q001481		<20	<0.01	<10	<10	6	<10	1140	1.364			
Q001482		<20	<0.01	<10	<10	6	<10	1300	1.480			
Q001483		<20	<0.01	<10	<10	6	<10	4090	3.861			
Q001484		<20	<0.01	<10	<10	6	<10	2180	2.911			

ALS Canada Ltd.
2103 Dollarton Hwy
North Vancouver BC V7H 0A7
Phone: 604 984 0221 Fax: 604 984 0218 www.alsglobal.com

To: **BRIXTON METALS CORPORATION**
#1411 - 409 GRANVILLE STREET
VANCOUVER BC V6C 1T2

Finalized Date: 8-NOV-2012
Account: BRIXMET

Project: Thorn

CERTIFICATE OF ANALYSIS WH12228846

Sample Description	Method	WEI-21	Au-AA25	ME-ICP41	ME-ICP41	ME-ICP41	ME-ICP41	ME-ICP41	ME-ICP41	ME-ICP41	ME-ICP41	ME-ICP41	ME-ICP41	ME-ICP41	ME-ICP41	ME-ICP41
	Analyte	Recvd Wt.	Au	Ag	Al	As	B	Ba	Be	Bi	Ca	Cd	Co	Cr	Cu	Fe
	Units	kg	ppm	ppm	%	ppm	ppm	ppm	ppm	ppm	%	ppm	ppm	ppm	ppm	%
	LOR	0.02	0.01	0.2	0.01	2	10	10	0.5	2	0.01	0.5	1	1	1	0.01
Q001485		2.50	0.40	36.9	0.56	1385	<10	20	<0.5	88	0.49	49.8	3	2	>10000	8.47
Q001486		2.51	0.51	33.0	0.66	1305	<10	20	<0.5	133	0.49	93.5	5	2	>10000	9.00
Q001487		0.38	<0.01	0.2	0.59	8	<10	60	<0.5	<2	0.84	0.5	8	11	120	2.21
Q001488		2.31	0.64	16.0	0.59	1465	<10	20	<0.5	96	0.33	16.5	4	1	7160	8.35
Q001489		2.62	0.61	69.0	0.58	2200	<10	20	<0.5	143	1.25	97.0	2	1	>10000	11.80
Q001490		2.38	0.30	3.0	0.57	1145	<10	30	<0.5	34	0.42	7.8	4	2	949	6.58
Q001491		2.76	0.42	32.2	0.54	889	<10	10	<0.5	147	0.79	31.9	4	2	>10000	8.29
Q001492		2.18	0.10	1.8	0.60	1375	<10	60	0.5	<2	0.58	16.6	5	1	109	3.18
Q001493		0.07	2.31	>100	0.31	1125	<10	10	<0.5	43	1.75	500	25	15	>10000	17.7
Q001494		2.30	0.13	1.8	0.62	680	<10	60	0.5	2	0.46	3.5	5	2	278	3.37
Q001495		2.18	0.10	1.4	0.62	686	<10	90	<0.5	3	0.94	3.7	5	2	218	2.75
Q001496		2.41	0.09	1.3	0.63	1010	<10	80	<0.5	<2	0.79	3.1	6	2	192	3.34
Q001497		2.35	0.50	54.7	0.58	1470	<10	30	0.5	80	1.43	247	5	2	>10000	6.51
Q001498		2.41	0.26	>100	0.68	935	<10	60	<0.5	126	1.60	105.0	4	2	>10000	4.66
Q001499		<0.02	0.26	>100	0.71	929	<10	50	<0.5	118	1.55	102.0	4	2	>10000	4.62
Q001500		2.43	0.28	4.6	0.61	865	<10	60	<0.5	2	0.54	7.9	5	1	270	4.06
Q001501		2.39	0.39	5.4	0.58	1940	<10	20	<0.5	5	0.24	17.3	6	2	841	7.77
Q001502		2.38	0.15	2.6	0.64	2060	<10	40	0.5	<2	0.65	5.3	6	2	78	5.78
Q001503		2.42	0.09	3.5	0.61	1110	<10	50	<0.5	<2	0.84	69.1	7	2	617	4.68
Q001504		2.67	0.23	4.6	0.63	1495	<10	20	0.5	3	0.36	7.5	10	2	224	7.77
Q001505		0.96	<0.01	<0.2	0.55	7	<10	70	<0.5	<2	0.85	<0.5	11	12	17	2.18
Q001506		2.20	0.02	0.6	0.66	1940	<10	120	0.5	<2	0.94	3.4	6	1	17	2.40
Q001507		2.21	0.29	2.5	0.69	2300	<10	40	0.5	5	0.99	2.9	6	1	665	5.95
Q001508		2.46	0.43	4.1	0.58	1045	<10	20	0.5	40	0.29	7.9	7	2	1060	6.83
Q001509		2.20	0.35	20.0	0.63	748	<10	30	<0.5	128	0.43	28.2	5	2	2970	5.47
Q001510		2.39	0.73	31.4	0.60	1320	<10	20	<0.5	189	0.43	57.4	5	1	5890	8.77
Q001511		2.10	0.17	3.1	0.65	1700	<10	50	0.5	12	0.72	7.7	7	2	652	3.82
Q001512		0.07	0.46	58.6	0.74	148	<10	20	<0.5	5	1.60	215	<1	13	>10000	11.40
Q001513		2.13	0.20	18.4	0.63	2590	<10	40	0.5	120	0.82	23.6	7	1	1490	4.75
Q001514		2.45	0.31	29.2	0.63	891	<10	40	<0.5	144	0.86	22.5	5	2	2770	5.65
Q001515		2.28	0.09	2.6	0.61	348	<10	100	<0.5	7	1.73	1.6	7	2	638	3.03
Q001516		2.15	0.10	1.6	0.64	394	<10	90	0.5	4	1.78	1.7	9	1	307	3.45
Q001517		2.28	0.03	1.3	0.60	393	<10	80	0.5	<2	1.79	2.6	7	1	65	3.49
Q001518		<0.02	0.04	1.3	0.68	397	<10	80	0.5	<2	1.82	2.7	7	1	65	3.58
Q001519		2.16	0.19	3.3	0.58	943	<10	30	0.5	3	0.42	9.0	7	2	354	5.66
Q001520		2.17	0.27	9.2	0.61	1120	<10	30	<0.5	<2	0.21	11.2	8	3	507	6.37
Q001521		2.32	0.17	5.1	0.64	847	<10	40	<0.5	<2	0.44	4.9	8	3	285	4.84
Q001522		2.20	0.06	1.9	0.68	1910	<10	60	0.5	<2	0.92	8.0	7	2	93	3.53
Q001523		0.78	<0.01	<0.2	0.44	7	<10	60	<0.5	<2	0.75	<0.5	11	14	16	2.33
Q001524		2.11	0.02	0.7	0.61	1380	<10	110	0.5	<2	1.27	3.1	7	2	36	3.00

ALS Canada Ltd.
2103 Dollarton Hwy
North Vancouver BC V7H 0A7
Phone: 604 984 0221 Fax: 604 984 0218 www.alsglobal.com

To: **BRIXTON METALS CORPORATION**
#1411 - 409 GRANVILLE STREET
VANCOUVER BC V6C 1T2

Finalized Date: 8-NOV-2012
Account: BRIXMET

Project: Thorn

CERTIFICATE OF ANALYSIS WH12228846

Sample Description	Method	ME-ICP41	ME-ICP41	ME-ICP41	ME-ICP41	ME-ICP41	ME-ICP41	ME-ICP41	ME-ICP41	ME-ICP41	ME-ICP41	ME-ICP41	ME-ICP41	ME-ICP41	ME-ICP41	ME-ICP41
	Analyte	Ga	Hg	K	La	Mg	Mn	Mo	Na	Ni	P	Pb	S	Sb	Sc	Sr
	Units	ppm	ppm	%	ppm	%	ppm	ppm	%	ppm	ppm	ppm	%	ppm	ppm	ppm
	LOR	10	1	0.01	10	0.01	5	1	0.01	1	10	2	0.01	2	1	1
Q001485		<10	1	0.34	10	0.12	467	1	0.06	4	890	1410	>10.0	1085	1	153
Q001486		<10	<1	0.38	10	0.10	320	4	0.07	5	1360	1425	>10.0	836	1	316
Q001487		<10	<1	0.07	20	0.35	271	<1	0.19	23	2020	12	0.06	9	3	87
Q001488		<10	<1	0.36	10	0.07	228	1	0.07	4	820	361	>10.0	443	1	140
Q001489		<10	<1	0.33	10	0.42	1010	2	0.07	<1	1020	2650	>10.0	2540	1	244
Q001490		<10	<1	0.35	10	0.10	369	2	0.07	5	700	203	8.21	123	1	159
Q001491		<10	<1	0.33	10	0.18	773	3	0.05	3	690	918	>10.0	1235	1	192
Q001492		<10	<1	0.36	10	0.14	753	<1	0.05	2	770	355	3.53	19	1	200
Q001493		10	20	0.06	<10	0.77	381	35	0.01	57	380	>10000	>10.0	244	<1	36
Q001494		<10	<1	0.38	10	0.11	474	2	0.05	2	750	107	3.79	59	1	161
Q001495		<10	<1	0.38	10	0.24	1180	<1	0.05	2	770	97	2.88	44	1	253
Q001496		<10	<1	0.40	10	0.20	962	3	0.05	2	790	86	3.61	45	1	212
Q001497		<10	2	0.34	10	0.45	1690	3	0.05	1	970	5130	8.85	2260	1	309
Q001498		<10	1	0.40	20	0.40	1980	2	0.05	<1	1610	2440	5.96	4170	1	334
Q001499		<10	1	0.41	20	0.40	1885	2	0.05	<1	1620	2450	5.92	4130	1	324
Q001500		<10	<1	0.39	10	0.13	653	1	0.05	3	760	472	4.74	85	1	172
Q001501		<10	<1	0.35	10	0.05	161	3	0.06	9	670	838	>10.0	301	1	125
Q001502		<10	<1	0.37	10	0.16	1670	3	0.06	7	730	288	7.12	27	1	244
Q001503		<10	<1	0.37	10	0.21	1610	5	0.05	5	750	710	5.51	64	1	232
Q001504		<10	<1	0.38	10	0.09	478	8	0.05	6	640	194	>10.0	60	1	145
Q001505		<10	<1	0.07	10	0.40	286	<1	0.17	25	1730	4	0.04	3	3	81
Q001506		<10	<1	0.40	10	0.30	2890	1	0.06	2	820	68	2.17	7	1	308
Q001507		<10	<1	0.39	10	0.32	3260	3	0.06	4	780	82	6.82	65	1	291
Q001508		<10	<1	0.34	10	0.06	279	2	0.06	7	670	113	8.87	68	1	142
Q001509		<10	<1	0.38	10	0.10	526	3	0.06	2	840	1520	7.11	666	1	169
Q001510		<10	1	0.36	10	0.09	642	3	0.06	3	840	2530	>10.0	960	1	148
Q001511		<10	<1	0.37	10	0.19	1125	1	0.07	4	920	262	4.47	137	1	279
Q001512		10	3	0.07	<10	1.69	618	36	0.03	15	380	906	>10.0	45	1	38
Q001513		<10	<1	0.35	10	0.14	1700	1	0.07	2	940	1070	6.05	473	1	282
Q001514		<10	1	0.36	20	0.14	962	1	0.05	2	820	599	7.38	969	1	221
Q001515		<10	<1	0.38	10	0.59	2900	<1	0.04	2	790	70	3.42	201	1	350
Q001516		<10	<1	0.39	10	0.61	3160	<1	0.05	3	780	64	3.86	106	1	400
Q001517		<10	<1	0.37	10	0.51	5180	<1	0.05	3	880	85	3.94	25	1	443
Q001518		<10	<1	0.41	10	0.52	5280	<1	0.05	3	890	88	4.03	24	1	451
Q001519		<10	<1	0.34	10	0.08	1175	2	0.06	10	750	131	7.32	82	1	153
Q001520		<10	<1	0.35	10	0.03	81	8	0.06	14	830	1010	8.31	158	1	140
Q001521		<10	<1	0.38	10	0.09	875	6	0.05	10	830	612	6.15	61	1	184
Q001522		<10	<1	0.41	10	0.32	5240	7	0.05	10	840	343	3.54	11	1	257
Q001523		<10	<1	0.06	10	0.56	297	<1	0.13	28	1770	3	0.03	<2	2	65
Q001524		<10	<1	0.37	10	0.49	7390	5	0.06	6	860	77	2.60	6	2	310

ALS Canada Ltd.
2103 Dollarton Hwy
North Vancouver BC V7H 0A7
Phone: 604 984 0221 Fax: 604 984 0218 www.alsglobal.com

To: **BRIXTON METALS CORPORATION**
#1411 - 409 GRANVILLE STREET
VANCOUVER BC V6C 1T2

Finalized Date: 8-NOV-2012
Account: BRIXMET

Project: Thorn

CERTIFICATE OF ANALYSIS WH12228846

Sample Description	Method	ME-ICP41	ME-ICP41	ME-ICP41	ME-ICP41	ME-ICP41	ME-ICP41	ME-ICP41	Cu-AA46	Pb-AA46	Zn-AA46	Ag-GRA21
	Analyte	Th	Ti	Tl	U	V	W	Zn	Cu	Pb	Zn	Ag
	Units	ppm	%	ppm	ppm	ppm	ppm	ppm	%	%	%	ppm
	LOR	20	0.01	10	10	1	10	2	0.001	0.001	0.001	5
Q001485		<20	<0.01	<10	<10	6	<10	2920	2.127			
Q001486		<20	<0.01	<10	<10	7	<10	3100	1.030			
Q001487		<20	0.14	<10	<10	49	<10	47				
Q001488		<20	<0.01	<10	<10	6	<10	886				
Q001489		<20	<0.01	<10	<10	8	<10	3680	3.835			
Q001490		<20	<0.01	<10	<10	6	<10	854				
Q001491		<20	<0.01	<10	<10	6	<10	1690	1.657			
Q001492		<20	<0.01	<10	<10	5	<10	1160				
Q001493		<20	<0.01	30	10	17	<10	>10000	1.158	1.495	9.36	142
Q001494		<20	<0.01	<10	<10	5	<10	509				
Q001495		<20	<0.01	<10	<10	5	<10	565				
Q001496		<20	<0.01	<10	<10	5	<10	546				
Q001497		<20	<0.01	<10	<10	6	<10	>10000	1.022		1.230	
Q001498		<20	<0.01	<10	10	7	<10	4580	1.979			122
Q001499		<20	<0.01	<10	10	6	<10	4440	2.125			119
Q001500		<20	<0.01	<10	<10	5	<10	855				
Q001501		<20	<0.01	<10	<10	7	<10	1130				
Q001502		<20	<0.01	<10	10	7	<10	758				
Q001503		<20	<0.01	<10	<10	7	<10	4060				
Q001504		<20	<0.01	<10	<10	6	<10	748				
Q001505		<20	0.14	<10	<10	45	<10	35				
Q001506		<20	<0.01	<10	10	6	<10	716				
Q001507		<20	<0.01	<10	<10	6	<10	607				
Q001508		<20	<0.01	<10	<10	6	<10	600				
Q001509		<20	<0.01	<10	<10	6	<10	1250				
Q001510		<20	<0.01	<10	10	6	<10	1750				
Q001511		<20	<0.01	<10	<10	8	<10	885				
Q001512		<20	<0.01	<10	10	8	<10	>10000	1.836		4.59	
Q001513		<20	<0.01	<10	10	8	<10	1550				
Q001514		<20	<0.01	<10	<10	6	<10	1260				
Q001515		<20	<0.01	<10	<10	7	<10	551				
Q001516		<20	<0.01	<10	<10	7	<10	481				
Q001517		<20	<0.01	<10	<10	7	<10	753				
Q001518		<20	<0.01	<10	10	7	<10	754				
Q001519		<20	<0.01	<10	<10	7	<10	499				
Q001520		<20	<0.01	<10	<10	7	<10	788				
Q001521		<20	<0.01	<10	<10	6	<10	1040				
Q001522		<20	<0.01	<10	<10	9	<10	2100				
Q001523		<20	0.14	<10	<10	59	<10	46				
Q001524		<20	<0.01	<10	10	10	<10	804				

ALS Canada Ltd.
2103 Dollarton Hwy
North Vancouver BC V7H 0A7
Phone: 604 984 0221 Fax: 604 984 0218 www.alsglobal.com

To: **BRIXTON METALS CORPORATION**
#1411 - 409 GRANVILLE STREET
VANCOUVER BC V6C 1T2

Finalized Date: 8-NOV-2012
Account: BRIXMET

Project: Thorn

CERTIFICATE OF ANALYSIS WH12228846

Sample Description	Method	WEI-21	Au-AA25	ME-ICP41	ME-ICP41	ME-ICP41	ME-ICP41	ME-ICP41	ME-ICP41	ME-ICP41	ME-ICP41	ME-ICP41	ME-ICP41	ME-ICP41	ME-ICP41	ME-ICP41
	Analyte	Recvd Wt.	Au	Ag	Al	As	B	Ba	Be	Bi	Ca	Cd	Co	Cr	Cu	Fe
	Units	kg	ppm	ppm	%	ppm	ppm	ppm	ppm	ppm	%	ppm	ppm	ppm	ppm	%
	LOR	0.02	0.01	0.2	0.01	2	10	10	0.5	2	0.01	0.5	1	1	1	0.01
Q001525		2.26	0.01	0.7	0.68	540	<10	110	0.5	<2	0.95	1.5	7	2	35	2.93
Q001526		2.09	0.02	0.8	0.62	1425	<10	100	0.5	<2	1.07	3.3	7	2	50	3.29
Q001527		2.25	0.22	3.7	0.58	681	<10	80	<0.5	5	0.67	17.5	7	2	1365	3.67
Q001528		1.96	0.30	4.9	0.55	601	<10	50	<0.5	11	0.82	7.8	8	3	2550	4.28
Q001529		2.09	0.05	0.8	0.55	2760	<10	80	<0.5	<2	1.36	6.9	6	2	39	2.70
Q001530		0.07	2.25	>100	0.30	1110	<10	10	<0.5	47	1.78	497	25	15	>10000	17.3
Q001531		2.50	0.27	7.7	0.53	705	<10	50	<0.5	13	0.80	10.6	6	3	2130	4.23
Q001532		2.07	0.45	9.3	0.57	916	<10	20	<0.5	14	0.60	7.4	8	3	3020	5.30
Q001533		2.15	0.46	8.0	0.54	959	<10	30	<0.5	2	0.39	5.8	8	3	1090	5.77
Q001534		2.27	0.39	5.5	0.55	729	<10	20	<0.5	<2	0.33	5.8	5	2	1190	4.16
Q001535		2.16	0.57	12.3	0.58	950	<10	20	<0.5	67	0.66	11.8	5	2	1365	4.55
Q001536		<0.02	0.66	13.8	0.56	969	<10	20	<0.5	78	0.65	13.2	5	2	1385	4.80
Q001537		2.23	0.52	20.0	0.61	1475	<10	20	<0.5	37	0.47	4.5	8	3	3270	5.62
Q001538		2.05	0.35	7.3	0.57	1245	<10	20	<0.5	6	0.42	4.0	6	2	886	3.90
Q001539		2.24	0.51	5.9	0.56	2610	<10	30	<0.5	4	0.33	1.8	7	3	746	6.57
Q001540		2.33	0.31	4.3	0.59	4890	<10	20	<0.5	<2	0.53	2.4	7	3	392	5.03
Q001541		2.31	0.25	5.5	0.58	1390	<10	40	0.5	2	0.50	2.4	7	2	242	5.11
Q001542		1.90	0.30	5.6	0.65	1985	<10	30	<0.5	2	0.43	1.0	7	3	160	5.85
Q001543		2.25	0.26	6.1	0.58	1605	<10	40	<0.5	2	0.39	1.6	6	3	217	4.79
Q001544		0.78	<0.01	<0.2	0.63	6	<10	80	<0.5	<2	0.88	<0.5	12	11	15	2.43
Q001545		2.21	0.33	7.8	0.61	1580	<10	40	<0.5	3	0.50	1.1	8	3	246	5.17
Q001546		2.23	0.31	8.4	0.60	1515	<10	30	<0.5	5	0.50	0.9	8	3	200	5.20
Q001547		2.25	0.29	5.4	0.63	1160	<10	50	<0.5	<2	0.47	1.8	7	2	148	4.32
Q001548		2.47	0.32	6.2	0.56	1570	<10	60	<0.5	3	0.52	2.3	5	2	150	3.91
Q001549		1.54	0.30	6.2	0.64	1075	<10	40	<0.5	<2	0.52	1.2	7	2	146	4.71
Q001550		2.23	0.22	6.7	0.62	939	<10	40	<0.5	8	0.71	10.0	5	2	606	4.93

ALS Canada Ltd.
2103 Dollarton Hwy
North Vancouver BC V7H 0A7
Phone: 604 984 0221 Fax: 604 984 0218 www.alsglobal.com

To: **BRIXTON METALS CORPORATION**
#1411 - 409 GRANVILLE STREET
VANCOUVER BC V6C 1T2

Finalized Date: 8-NOV-2012
Account: BRIXMET

Project: Thorn

CERTIFICATE OF ANALYSIS WH12228846

Sample Description	Method	ME-ICP41	ME-ICP41	ME-ICP41	ME-ICP41	ME-ICP41	ME-ICP41	ME-ICP41	ME-ICP41	ME-ICP41	ME-ICP41	ME-ICP41	ME-ICP41	ME-ICP41	ME-ICP41	ME-ICP41
	Analyte	Ga	Hg	K	La	Mg	Mn	Mo	Na	Ni	P	Pb	S	Sb	Sc	Sr
	Units	ppm	ppm	%	ppm	%	ppm	ppm	%	ppm	ppm	ppm	%	ppm	ppm	ppm
	LOR	10	1	0.01	10	0.01	5	1	0.01	1	10	2	0.01	2	1	1
Q001525		<10	1	0.40	10	0.43	11400	5	0.06	9	790	44	2.46	6	2	180
Q001526		<10	<1	0.37	10	0.41	9570	5	0.05	7	800	104	2.97	8	2	236
Q001527		<10	<1	0.37	10	0.17	1355	5	0.06	10	740	4400	4.10	40	1	177
Q001528		<10	<1	0.34	10	0.19	1145	6	0.06	13	790	3830	4.81	465	1	216
Q001529		<10	1	0.36	10	0.40	2470	<1	0.05	2	750	235	2.85	11	1	258
Q001530		10	21	0.05	<10	0.77	387	35	0.02	55	380	>10000	>10.0	242	<1	36
Q001531		<10	<1	0.34	10	0.20	985	2	0.05	7	770	1820	4.81	422	1	187
Q001532		<10	<1	0.35	10	0.05	340	3	0.06	8	810	2720	6.41	480	1	166
Q001533		<10	<1	0.34	20	0.03	163	4	0.06	8	850	1860	6.94	216	1	142
Q001534		<10	<1	0.36	10	0.05	245	1	0.05	1	510	2020	4.79	258	1	120
Q001535		<10	<1	0.37	20	0.06	489	3	0.05	4	540	1670	5.25	300	1	202
Q001536		<10	<1	0.35	10	0.05	488	3	0.05	3	530	1740	5.79	317	1	202
Q001537		<10	1	0.37	10	0.04	232	4	0.06	12	790	1670	6.79	451	1	191
Q001538		<10	<1	0.36	10	0.06	372	6	0.06	5	570	390	4.46	168	1	163
Q001539		<10	<1	0.35	10	0.07	288	5	0.06	9	730	389	7.85	106	1	121
Q001540		<10	<1	0.37	10	0.12	606	3	0.06	6	700	606	5.75	72	1	155
Q001541		<10	<1	0.35	10	0.06	393	7	0.07	8	810	619	6.09	47	1	214
Q001542		<10	<1	0.39	10	0.09	457	14	0.07	13	760	717	6.89	37	1	170
Q001543		<10	<1	0.36	10	0.08	401	6	0.06	11	740	589	5.62	42	1	167
Q001544		<10	<1	0.09	10	0.53	306	<1	0.21	28	1840	4	0.02	<2	3	92
Q001545		<10	<1	0.38	10	0.12	636	6	0.07	13	810	842	6.06	48	1	189
Q001546		<10	<1	0.36	10	0.10	700	12	0.06	11	810	1020	6.11	37	1	188
Q001547		<10	<1	0.38	10	0.10	649	3	0.06	8	780	588	4.85	23	1	162
Q001548		<10	<1	0.35	10	0.10	873	2	0.06	6	720	1425	4.39	25	1	153
Q001549		<10	<1	0.38	10	0.12	869	2	0.06	5	650	703	5.25	25	1	166
Q001550		<10	<1	0.39	10	0.17	858	3	0.06	4	760	200	5.68	125	1	203

ALS Canada Ltd.
2103 Dollarton Hwy
North Vancouver BC V7H 0A7
Phone: 604 984 0221 Fax: 604 984 0218 www.alsglobal.com

To: **BRIXTON METALS CORPORATION**
#1411 - 409 GRANVILLE STREET
VANCOUVER BC V6C 1T2

Finalized Date: 8-NOV-2012
Account: BRIXMET

Project: Thorn

CERTIFICATE OF ANALYSIS WH12228846

Sample Description	Method	ME-ICP41	ME-ICP41	ME-ICP41	ME-ICP41	ME-ICP41	ME-ICP41	ME-ICP41	Cu-AA46	Pb-AA46	Zn-AA46	Ag-GRA21
	Analyte	Th	Ti	Tl	U	V	W	Zn	Cu	Pb	Zn	Ag
	Units	ppm	%	ppm	ppm	ppm	ppm	ppm	%	%	%	ppm
	LOR	20	0.01	10	10	1	10	2	0.001	0.001	0.001	5
Q001525		<20	<0.01	<10	10	12	<10	370				
Q001526		<20	<0.01	<10	10	11	<10	977				
Q001527		<20	<0.01	<10	<10	7	<10	1200				
Q001528		<20	<0.01	<10	<10	7	<10	483				
Q001529		<20	<0.01	<10	<10	6	<10	1740				
Q001530		<20	<0.01	30	<10	16	20	>10000	1.145	1.480	9.32	153
Q001531		<20	<0.01	<10	<10	7	<10	1360				
Q001532		<20	<0.01	<10	<10	8	<10	372				
Q001533		<20	<0.01	<10	<10	7	<10	358				
Q001534		<20	<0.01	<10	<10	7	<10	496				
Q001535		<20	<0.01	<10	<10	7	<10	638				
Q001536		<20	<0.01	<10	<10	7	<10	641				
Q001537		<20	<0.01	<10	<10	7	<10	256				
Q001538		<20	<0.01	<10	<10	6	<10	621				
Q001539		<20	<0.01	<10	<10	7	<10	161				
Q001540		<20	<0.01	<10	<10	6	<10	486				
Q001541		<20	<0.01	<10	<10	6	<10	525				
Q001542		<20	<0.01	<10	<10	7	<10	158				
Q001543		<20	<0.01	<10	<10	6	<10	232				
Q001544		<20	0.14	<10	<10	47	<10	33				
Q001545		<20	<0.01	<10	<10	7	<10	269				
Q001546		<20	<0.01	<10	<10	7	<10	201				
Q001547		<20	<0.01	<10	<10	6	<10	657				
Q001548		<20	<0.01	<10	<10	5	<10	794				
Q001549		<20	<0.01	<10	<10	8	<10	318				
Q001550		<20	<0.01	<10	<10	6	<10	1035				

ALS Canada Ltd.
2103 Dollarton Hwy
North Vancouver BC V7H 0A7
Phone: 604 984 0221 Fax: 604 984 0218 www.alsglobal.com

To: **BRIXTON METALS CORPORATION**
#1411 - 409 GRANVILLE STREET
VANCOUVER BC V6C 1T2

Finalized Date: 13-NOV-2012
Account: BRIXMET

CERTIFICATE WH12228847

Project: Thorn

P.O. No.: THN12-87 Batch #13

This report is for 128 Drill Core samples submitted to our lab in Whitehorse, YT, Canada on 19-OCT-2012.

The following have access to data associated with this certificate:

SORIN POSESCU	GARY THOMPSON	

SAMPLE PREPARATION

ALS CODE	DESCRIPTION
WEI-21	Received Sample Weight
LOG-22	Sample login - Rcd w/o BarCode
LOG-23	Pulp Login - Rcvd with Barcode
SPL-21d	Split sample - duplicate
PUL-31d	Pulverize Split - duplicate
CRU-QC	Crushing QC Test
PUL-QC	Pulverizing QC Test
CRU-31	Fine crushing - 70% <2mm
SPL-22Y	Split Sample - Boyd Rotary Splitter
PUL-31	Pulverize split to 85% <75 um
LOG-22d	Sample login - Rcd w/o BarCode dup

ANALYTICAL PROCEDURES

ALS CODE	DESCRIPTION	INSTRUMENT
ME-ICP41	35 Element Aqua Regia ICP-AES	ICP-AES
Cu-AA46	Ore grade Cu - aqua regia/AA	AAS
Pb-AA46	Ore grade Pb - aqua regia/AA	AAS
Zn-AA46	Ore grade Zn - aqua regia/AA	AAS
Ag-GRA21	Ag 30g FA-GRAV finish	WST-SIM
Au-AA25	Ore Grade Au 30g FA AA finish	AAS

To: **BRIXTON METALS CORPORATION**
ATTN: SORIN POSESCU
#1411 - 409 GRANVILLE STREET
VANCOUVER BC V6C 1T2

This is the Final Report and supersedes any preliminary report with this certificate number. Results apply to samples as submitted. All pages of this report have been checked and approved for release.

***** See Appendix Page for comments regarding this certificate *****

Signature:

Colin Ramshaw, Vancouver Laboratory Manager

ALS Canada Ltd.
2103 Dollarton Hwy
North Vancouver BC V7H 0A7
Phone: 604 984 0221 Fax: 604 984 0218 www.alsglobal.com

To: **BRIXTON METALS CORPORATION**
#1411 - 409 GRANVILLE STREET
VANCOUVER BC V6C 1T2

Finalized Date: 13-NOV-2012
Account: BRIXMET

Project: Thorn

CERTIFICATE OF ANALYSIS WH12228847

Sample Description	Method	WEI-21	Au-AA25	ME-ICP41	ME-ICP41	ME-ICP41	ME-ICP41	ME-ICP41	ME-ICP41	ME-ICP41	ME-ICP41	ME-ICP41	ME-ICP41	ME-ICP41	ME-ICP41	ME-ICP41
	Analyte	Recvd Wt.	Au	Ag	Al	As	B	Ba	Be	Bi	Ca	Cd	Co	Cr	Cu	Fe
	Units	kg	ppm	ppm	%	ppm	ppm	ppm	ppm	ppm	%	ppm	ppm	ppm	ppm	%
	LOR	0.02	0.01	0.2	0.01	2	10	10	0.5	2	0.01	0.5	1	1	1	0.01
Q001692		1.43	0.02	0.9	0.64	668	<10	100	<0.5	<2	0.59	0.8	6	5	21	2.80
Q001693		1.64	0.02	0.4	0.96	297	<10	100	0.9	<2	3.08	0.5	5	1	16	3.02
Q001694		1.64	0.02	0.3	0.87	495	<10	90	0.7	<2	2.84	<0.5	5	1	13	2.75
Q001695		2.19	0.02	0.3	0.72	326	<10	80	0.6	<2	1.84	<0.5	6	1	12	2.79
Q001696		1.66	0.03	1.1	0.87	380	<10	90	0.7	<2	1.94	0.8	5	1	16	3.13
Q001697		1.84	0.01	0.4	0.74	401	<10	100	0.5	<2	1.03	<0.5	6	1	11	2.51
Q001698		<0.02	0.01	0.4	0.70	392	<10	90	0.5	<2	1.04	<0.5	6	1	11	2.49
Q001699		1.88	0.01	0.3	0.81	396	<10	90	0.5	<2	1.36	<0.5	6	1	11	2.56
Q001700		2.08	0.01	0.3	0.80	275	<10	90	0.5	<2	1.71	0.5	5	2	9	2.49
Q001701		1.72	0.52	8.6	0.76	8970	<10	40	<0.5	2	0.97	12.0	5	1	66	5.59
Q001702		2.13	0.17	2.4	0.69	3810	<10	70	0.6	<2	1.66	6.0	5	1	18	3.85
Q001703		2.03	0.02	0.4	0.58	323	<10	80	0.5	<2	1.15	<0.5	5	1	10	2.71
Q001704		0.25	<0.01	<0.2	0.53	9	<10	60	<0.5	<2	0.89	<0.5	11	11	15	2.41
Q001705		1.92	0.01	0.2	0.65	213	<10	80	0.5	<2	1.21	<0.5	5	1	8	2.51
Q001706		1.65	0.02	0.3	0.71	255	<10	80	0.6	<2	1.94	<0.5	6	1	7	2.68
Q001707		0.09	0.45	60.8	0.66	141	<10	10	<0.5	4	1.58	204	<1	12	>10000	11.80
Q001708		1.78	0.06	0.5	0.49	214	<10	80	0.6	<2	2.25	<0.5	5	1	21	2.43
Q001709		1.16	0.23	9.9	0.48	220	<10	50	<0.5	13	1.51	5.7	4	2	152	4.01
Q001710		2.27	0.12	2.2	0.51	266	<10	80	0.5	<2	2.08	4.6	5	1	47	3.08
Q001711		2.10	0.36	15.4	0.44	940	<10	40	<0.5	37	1.59	16.5	3	2	364	4.96
Q001712		1.20	0.06	5.2	0.48	177	<10	70	<0.5	<2	0.72	26.7	5	1	20	2.79
Q001713		2.12	0.09	0.7	0.43	168	<10	60	<0.5	<2	0.31	5.8	5	1	5	2.88
Q001714		2.12	0.08	1.3	0.43	97	<10	60	<0.5	<2	0.21	2.9	5	1	6	2.67
Q001715		1.95	0.15	8.5	0.39	58	<10	50	<0.5	<2	0.15	131.0	4	3	84	2.51
Q001716		<0.02	0.14	8.1	0.42	53	<10	50	<0.5	<2	0.15	118.0	4	2	81	2.45
Q001717		2.12	0.20	12.0	0.41	136	<10	60	<0.5	<2	0.20	33.4	4	2	41	2.76
Q001718		2.03	0.03	0.5	0.68	235	<10	80	0.5	<2	2.30	0.6	5	1	8	2.77
Q001719		1.71	0.16	1.4	0.63	2670	<10	80	0.5	<2	1.47	3.7	5	1	13	2.97
Q001720		1.97	0.11	1.4	0.77	2480	<10	80	0.5	<2	1.55	6.2	5	1	9	2.81
Q001721		1.58	0.13	1.3	0.72	4000	<10	80	0.5	<2	1.68	7.7	5	1	10	2.94
Q001722		0.23	<0.01	<0.2	0.45	28	<10	40	<0.5	<2	0.76	<0.5	10	8	10	1.94
Q001723		1.74	0.09	0.5	0.75	499	<10	90	0.5	<2	2.34	2.4	5	1	6	2.79
Q001724		2.24	0.02	0.2	0.85	187	<10	80	0.5	<2	3.67	<0.5	5	1	10	2.75
Q001725		2.21	0.01	<0.2	0.61	74	<10	80	<0.5	<2	3.83	<0.5	5	1	6	2.39
Q001726		2.20	0.01	0.2	0.74	120	<10	90	<0.5	<2	3.69	<0.5	7	1	8	2.91
Q001727		0.05	2.18	>100	0.30	1080	<10	<10	<0.5	38	1.76	475	25	14	>10000	18.2
Q001728		2.06	0.01	0.6	0.87	117	<10	90	<0.5	<2	3.73	0.7	5	2	37	2.59
Q001729		2.27	0.01	<0.2	0.98	134	<10	80	<0.5	<2	3.55	<0.5	6	1	15	2.83
Q001730		2.22	0.01	0.2	0.96	188	<10	100	<0.5	<2	3.86	<0.5	5	2	8	2.78
Q001731		2.21	0.01	<0.2	1.03	111	<10	110	<0.5	<2	3.41	<0.5	5	2	8	2.48

***** See Appendix Page for comments regarding this certificate *****

ALS Canada Ltd.
2103 Dollarton Hwy
North Vancouver BC V7H 0A7
Phone: 604 984 0221 Fax: 604 984 0218 www.alsglobal.com

To: **BRIXTON METALS CORPORATION**
#1411 - 409 GRANVILLE STREET
VANCOUVER BC V6C 1T2

Finalized Date: 13-NOV-2012
Account: BRIXMET

Project: Thorn

CERTIFICATE OF ANALYSIS WH12228847

Sample Description	Method	ME-ICP41	ME-ICP41	ME-ICP41	ME-ICP41	ME-ICP41	ME-ICP41	ME-ICP41	ME-ICP41	ME-ICP41	ME-ICP41	ME-ICP41	ME-ICP41	ME-ICP41	ME-ICP41	ME-ICP41
	Analyte	Ga	Hg	K	La	Mg	Mn	Mo	Na	Ni	P	Pb	S	Sb	Sc	Sr
	Units	ppm	ppm	%	ppm	%	ppm	ppm	%	ppm	ppm	ppm	%	ppm	ppm	ppm
	LOR	10	1	0.01	10	0.01	5	1	0.01	1	10	2	0.01	2	1	1
Q001692		<10	<1	0.22	10	0.29	493	<1	0.04	3	710	174	2.05	13	1	46
Q001693		<10	1	0.21	10	0.97	2910	<1	0.04	1	720	43	2.61	8	1	211
Q001694		<10	1	0.21	10	0.85	2790	<1	0.04	1	710	35	2.46	7	1	198
Q001695		<10	<1	0.23	10	0.54	1740	<1	0.04	2	760	39	2.78	5	1	135
Q001696		<10	<1	0.23	10	0.70	1985	1	0.04	1	710	92	2.96	15	1	139
Q001697		<10	<1	0.25	10	0.37	1015	<1	0.04	2	750	41	2.44	6	1	83
Q001698		<10	<1	0.23	10	0.37	1025	<1	0.04	1	740	39	2.43	8	1	84
Q001699		<10	<1	0.24	10	0.48	1350	<1	0.04	1	720	31	2.33	5	1	110
Q001700		<10	<1	0.21	10	0.54	1550	<1	0.04	1	740	30	2.24	4	1	144
Q001701		<10	<1	0.20	10	0.48	2390	2	0.03	1	660	952	5.98	235	1	86
Q001702		<10	<1	0.22	10	0.69	5840	1	0.03	<1	730	317	3.86	77	1	76
Q001703		<10	<1	0.24	10	0.43	1330	1	0.03	<1	740	41	2.87	10	1	60
Q001704		<10	<1	0.07	20	0.48	292	1	0.16	24	2120	<2	<0.01	<2	2	75
Q001705		<10	<1	0.23	10	0.39	1150	<1	0.03	<1	730	23	2.62	5	1	86
Q001706		<10	<1	0.22	10	0.59	1760	<1	0.03	<1	750	23	2.69	7	1	121
Q001707		<10	3	0.06	<10	1.62	598	29	0.03	10	380	920	>10.0	40	1	36
Q001708		<10	<1	0.21	10	0.56	2790	1	0.03	<1	630	23	2.48	6	1	118
Q001709		<10	<1	0.20	<10	0.28	1430	3	0.03	<1	590	773	4.46	76	1	129
Q001710		<10	<1	0.23	10	0.39	2350	1	0.04	<1	660	555	3.39	23	1	173
Q001711		<10	<1	0.19	10	0.28	1640	1	0.03	<1	500	1440	5.94	152	1	128
Q001712		<10	<1	0.23	10	0.14	604	1	0.04	<1	670	2360	3.32	15	1	191
Q001713		<10	<1	0.24	10	0.05	1810	<1	0.06	<1	740	202	3.32	5	1	220
Q001714		<10	<1	0.24	10	0.04	7750	<1	0.08	<1	650	422	3.15	13	1	170
Q001715		10	2	0.20	<10	0.01	176	1	0.09	<1	530	1480	4.09	66	<1	131
Q001716		10	2	0.22	<10	0.01	157	1	0.09	<1	520	1440	3.90	67	<1	131
Q001717		<10	1	0.20	10	0.05	3150	1	0.10	2	520	2370	3.58	39	1	169
Q001718		<10	<1	0.24	10	0.93	7610	<1	0.09	<1	710	87	2.80	8	1	256
Q001719		<10	<1	0.23	10	0.55	2810	<1	0.10	<1	820	179	2.95	24	1	310
Q001720		<10	<1	0.24	10	0.61	2450	<1	0.07	<1	780	274	2.56	19	1	297
Q001721		<10	<1	0.23	10	0.54	2130	<1	0.07	<1	790	326	2.77	33	1	312
Q001722		<10	<1	0.07	10	0.52	284	<1	0.14	23	1710	<2	0.04	<2	3	65
Q001723		<10	<1	0.22	10	0.66	2690	2	0.08	<1	720	130	2.74	5	1	403
Q001724		<10	<1	0.21	10	0.67	2950	1	0.08	<1	700	24	2.52	10	1	446
Q001725		<10	<1	0.21	10	0.47	2280	<1	0.07	<1	710	14	2.23	5	1	436
Q001726		<10	<1	0.22	10	0.40	1670	1	0.08	<1	700	18	2.81	5	1	422
Q001727		10	20	0.06	<10	0.78	379	34	0.02	51	390	>10000	>10.0	231	<1	35
Q001728		<10	<1	0.24	10	0.42	1440	2	0.09	<1	720	37	2.13	16	1	355
Q001729		<10	<1	0.27	10	0.47	1510	<1	0.08	<1	730	20	2.24	4	1	356
Q001730		<10	<1	0.24	10	0.46	1590	<1	0.07	<1	740	14	2.03	5	1	371
Q001731		<10	<1	0.27	10	0.46	1440	<1	0.06	<1	720	14	1.66	4	1	316

***** See Appendix Page for comments regarding this certificate *****

ALS Canada Ltd.
2103 Dollarton Hwy
North Vancouver BC V7H 0A7
Phone: 604 984 0221 Fax: 604 984 0218 www.alsglobal.com

To: **BRIXTON METALS CORPORATION**
#1411 - 409 GRANVILLE STREET
VANCOUVER BC V6C 1T2

Finalized Date: 13-NOV-2012
Account: BRIXMET

Project: Thorn

CERTIFICATE OF ANALYSIS WH12228847

Sample Description	Method	ME-ICP41	ME-ICP41	ME-ICP41	ME-ICP41	ME-ICP41	ME-ICP41	ME-ICP41	Cu-AA46	Pb-AA46	Zn-AA46	Ag-GRA21
	Analyte	Th	Ti	Tl	U	V	W	Zn	Cu	Pb	Zn	Ag
	Units	ppm	%	ppm	ppm	ppm	ppm	ppm	%	%	%	ppm
	LOR	20	0.01	10	10	1	10	2	0.001	0.001	0.001	5
Q001692		<20	0.01	<10	<10	12	<10	145				
Q001693		<20	<0.01	<10	<10	8	<10	121				
Q001694		<20	<0.01	<10	<10	7	<10	84				
Q001695		<20	<0.01	<10	<10	7	<10	74				
Q001696		<20	<0.01	<10	<10	7	<10	168				
Q001697		<20	<0.01	<10	<10	6	<10	101				
Q001698		<20	<0.01	<10	<10	6	<10	95				
Q001699		<20	<0.01	<10	<10	8	<10	82				
Q001700		<20	<0.01	<10	<10	8	<10	88				
Q001701		<20	<0.01	<10	<10	6	<10	1935				
Q001702		<20	<0.01	<10	<10	5	<10	1115				
Q001703		<20	<0.01	<10	<10	5	<10	115				
Q001704		<20	0.12	<10	<10	69	<10	40				
Q001705		<20	<0.01	<10	<10	5	<10	62				
Q001706		<20	<0.01	<10	<10	7	<10	70				
Q001707		<20	<0.01	10	<10	7	<10	>10000	1.799		4.27	
Q001708		<20	<0.01	<10	<10	4	<10	89				
Q001709		<20	<0.01	<10	<10	4	<10	575				
Q001710		<20	<0.01	<10	<10	4	<10	676				
Q001711		<20	<0.01	10	<10	4	<10	1730				
Q001712		<20	<0.01	<10	<10	4	<10	3880				
Q001713		<20	<0.01	<10	<10	3	<10	794				
Q001714		<20	<0.01	<10	<10	3	<10	1520				
Q001715		<20	<0.01	<10	<10	4	<10	>10000			2.57	
Q001716		<20	<0.01	<10	<10	4	<10	>10000			2.36	
Q001717		<20	<0.01	<10	<10	3	<10	9230				
Q001718		<20	<0.01	<10	<10	5	<10	212				
Q001719		<20	<0.01	<10	<10	6	<10	574				
Q001720		<20	<0.01	<10	<10	8	<10	844				
Q001721		<20	<0.01	<10	<10	6	<10	989				
Q001722		<20	0.11	<10	<10	41	<10	37				
Q001723		<20	<0.01	<10	<10	5	<10	340				
Q001724		<20	<0.01	<10	<10	6	<10	58				
Q001725		<20	<0.01	<10	<10	4	<10	46				
Q001726		<20	<0.01	<10	<10	6	<10	54				
Q001727		<20	<0.01	30	<10	16	20	>10000	1.144	1.470	9.50	159
Q001728		<20	<0.01	<10	<10	8	<10	114				
Q001729		<20	<0.01	<10	<10	8	<10	100				
Q001730		<20	<0.01	<10	<10	8	<10	60				
Q001731		<20	<0.01	<10	<10	9	<10	68				

***** See Appendix Page for comments regarding this certificate *****

ALS Canada Ltd.
2103 Dollarton Hwy
North Vancouver BC V7H 0A7
Phone: 604 984 0221 Fax: 604 984 0218 www.alsglobal.com

To: **BRIXTON METALS CORPORATION**
#1411 - 409 GRANVILLE STREET
VANCOUVER BC V6C 1T2

Finalized Date: 13-NOV-2012
Account: BRIXMET

Project: Thorn

CERTIFICATE OF ANALYSIS WH12228847

Sample Description	Method	WEI-21	Au-AA25	ME-ICP41	ME-ICP41	ME-ICP41	ME-ICP41	ME-ICP41	ME-ICP41	ME-ICP41	ME-ICP41	ME-ICP41	ME-ICP41	ME-ICP41	ME-ICP41	ME-ICP41
	Analyte	Recvd Wt.	Au	Ag	Al	As	B	Ba	Be	Bi	Ca	Cd	Co	Cr	Cu	Fe
	Units	kg	ppm	ppm	%	ppm	ppm	ppm	ppm	ppm	%	ppm	ppm	ppm	ppm	%
	LOR	0.02	0.01	0.2	0.01	2	10	10	0.5	2	0.01	0.5	1	1	1	0.01
Q001732		2.14	0.01	<0.2	0.81	159	<10	120	<0.5	<2	3.83	<0.5	5	1	7	2.50
Q001733		2.14	0.01	<0.2	0.82	227	<10	120	<0.5	<2	3.86	<0.5	6	1	10	2.69
Q001734		<0.02	0.01	<0.2	0.83	229	<10	120	<0.5	<2	4.04	<0.5	6	1	11	2.65
Q001735		2.11	0.04	<0.2	0.91	343	<10	140	<0.5	<2	4.14	<0.5	6	1	8	2.78
Q001736		2.35	0.05	0.2	1.03	182	<10	120	<0.5	<2	2.97	<0.5	5	1	7	2.80
Q001737		2.10	0.04	0.4	1.25	99	<10	140	<0.5	<2	3.71	<0.5	6	2	14	2.61
Q001738		2.12	0.08	0.6	1.15	110	<10	130	<0.5	<2	3.76	<0.5	6	2	12	2.48
Q001739		2.23	0.06	0.4	1.01	80	<10	120	<0.5	<2	3.63	<0.5	6	2	10	2.19
Q001740		2.30	0.01	0.2	1.27	70	<10	140	<0.5	<2	3.76	<0.5	6	2	9	2.44
Q001741		2.01	0.01	0.2	1.06	51	<10	170	<0.5	<2	4.07	<0.5	6	3	7	2.60
Q001742		2.73	0.01	0.2	0.94	111	<10	50	0.5	<2	3.55	<0.5	6	1	7	2.61
Q001743		0.24	<0.01	<0.2	0.90	<2	<10	110	<0.5	2	1.11	<0.5	13	13	13	2.63
Q001744		5.06	<0.01	<0.2	3.04	37	<10	820	0.8	<2	4.63	<0.5	25	61	33	5.53
Q001745		1.67	0.01	<0.2	0.73	126	<10	60	0.6	<2	3.67	<0.5	6	1	8	2.49
Q001746		2.10	<0.01	<0.2	0.93	143	<10	120	<0.5	<2	3.40	<0.5	7	2	12	2.64
Q001747		2.18	<0.01	<0.2	0.81	121	<10	140	<0.5	<2	3.72	<0.5	6	2	11	2.51
Q001748		2.21	<0.01	<0.2	1.06	138	<10	130	<0.5	<2	3.90	<0.5	6	2	10	2.70
Q001749		1.98	<0.01	<0.2	1.10	113	<10	120	<0.5	<2	3.87	<0.5	6	2	10	2.64
Q001750		0.09	0.50	60.2	0.75	145	<10	20	<0.5	12	1.65	227	<1	14	>10000	11.85
Q001751		2.17	<0.01	0.2	1.07	325	<10	120	<0.5	<2	4.08	<0.5	5	1	24	2.59
Q001752		2.20	<0.01	<0.2	1.02	146	<10	140	<0.5	<2	3.69	<0.5	6	2	13	2.54
Q001753		2.12	<0.01	<0.2	0.94	144	<10	140	<0.5	<2	3.64	<0.5	6	1	11	2.55
Q001754		2.17	<0.01	<0.2	0.87	228	<10	130	<0.5	<2	3.44	<0.5	5	1	9	2.45
Q001755		<0.02	<0.01	<0.2	0.81	220	<10	120	<0.5	<2	3.50	<0.5	5	1	9	2.37
Q001756		2.05	<0.01	0.2	1.11	302	<10	130	0.5	<2	3.85	<0.5	6	2	8	2.71
Q001757		2.20	<0.01	0.2	0.95	264	<10	120	<0.5	<2	3.60	<0.5	6	1	14	2.59
Q001758		2.10	<0.01	<0.2	0.92	245	<10	130	<0.5	<2	3.89	<0.5	5	2	12	2.54
Q001759		2.24	0.01	0.2	0.96	261	<10	140	<0.5	<2	3.70	<0.5	5	2	9	2.74
Q001760		2.06	0.02	<0.2	0.77	249	<10	120	<0.5	<2	3.78	<0.5	6	2	8	2.60
Q001761		0.18	<0.01	<0.2	1.03	2	<10	120	<0.5	<2	1.42	<0.5	18	16	23	3.45
Q001762		2.25	0.02	<0.2	0.80	415	<10	130	<0.5	<2	3.42	<0.5	6	1	12	2.51
Q001763		2.12	0.01	0.2	0.93	432	<10	130	<0.5	<2	3.42	<0.5	6	2	16	2.50
Q001764		2.17	0.01	<0.2	0.90	404	<10	130	<0.5	<2	3.50	<0.5	6	2	10	2.67
Q001765		2.15	<0.01	<0.2	0.95	161	<10	170	<0.5	<2	3.41	<0.5	6	2	11	2.38
Q001766		1.89	0.01	0.2	1.16	175	<10	190	<0.5	<2	3.54	<0.5	6	2	10	2.63
Q001767		2.14	0.02	0.2	1.10	473	<10	180	<0.5	<2	3.90	<0.5	5	2	11	2.48
Q001768		2.26	0.01	0.2	1.14	375	<10	130	<0.5	<2	3.36	<0.5	6	2	10	3.08
Q001769		2.20	0.03	0.2	1.05	2360	<10	130	<0.5	<2	4.07	<0.5	6	1	10	2.76
Q001770		2.16	0.03	<0.2	0.93	2220	<10	120	<0.5	<2	4.11	<0.5	6	1	13	2.77
Q001771		2.20	0.01	0.2	0.81	493	<10	120	<0.5	<2	3.87	<0.5	6	1	10	2.60

***** See Appendix Page for comments regarding this certificate *****

ALS Canada Ltd.
2103 Dollarton Hwy
North Vancouver BC V7H 0A7
Phone: 604 984 0221 Fax: 604 984 0218 www.alsglobal.com

To: **BRIXTON METALS CORPORATION**
#1411 - 409 GRANVILLE STREET
VANCOUVER BC V6C 1T2

Finalized Date: 13-NOV-2012
Account: BRIXMET

Project: Thorn

CERTIFICATE OF ANALYSIS WH12228847

Sample Description	Method	ME-ICP41	ME-ICP41	ME-ICP41	ME-ICP41	ME-ICP41	ME-ICP41	ME-ICP41	ME-ICP41	ME-ICP41	ME-ICP41	ME-ICP41	ME-ICP41	ME-ICP41	ME-ICP41	ME-ICP41
	Analyte	Ga	Hg	K	La	Mg	Mn	Mo	Na	Ni	P	Pb	S	Sb	Sc	Sr
	Units	ppm	ppm	%	ppm	%	ppm	ppm	%	ppm	ppm	ppm	%	ppm	ppm	ppm
	LOR	10	1	0.01	10	0.01	5	1	0.01	1	10	2	0.01	2	1	1
Q001732		<10	<1	0.25	10	0.42	1890	<1	0.05	<1	730	16	2.14	3	1	324
Q001733		<10	<1	0.23	10	0.44	1930	1	0.05	<1	740	18	2.36	3	1	323
Q001734		<10	<1	0.24	10	0.45	2030	1	0.05	<1	760	17	2.34	4	1	332
Q001735		<10	<1	0.27	10	0.43	1910	1	0.06	<1	770	20	2.53	5	1	446
Q001736		<10	<1	0.26	10	0.51	1350	<1	0.07	<1	760	16	2.19	7	1	394
Q001737		<10	<1	0.25	10	0.57	1395	<1	0.07	3	780	39	1.24	18	1	357
Q001738		<10	<1	0.24	10	0.54	1310	<1	0.06	<1	760	46	1.23	18	1	375
Q001739		<10	<1	0.23	10	0.47	1190	<1	0.06	1	730	32	1.15	15	1	366
Q001740		<10	<1	0.27	10	0.63	1460	<1	0.06	1	780	16	1.16	7	2	454
Q001741		<10	<1	0.23	10	0.53	1380	<1	0.06	2	770	19	1.47	5	2	375
Q001742		<10	<1	0.25	10	0.61	1260	<1	0.05	2	780	20	1.80	5	2	309
Q001743		<10	1	0.12	20	0.53	348	<1	0.29	26	1860	2	0.01	<2	4	128
Q001744		10	1	0.08	20	2.96	1220	<1	0.16	67	2650	10	0.22	12	14	813
Q001745		<10	<1	0.23	10	0.82	1420	<1	0.05	1	740	32	1.75	8	1	308
Q001746		<10	<1	0.23	10	0.57	1190	<1	0.06	2	800	21	1.78	7	1	356
Q001747		<10	<1	0.23	10	0.46	1080	<1	0.07	1	770	16	1.68	8	1	366
Q001748		<10	<1	0.24	10	0.52	1190	<1	0.08	1	790	18	1.59	6	2	372
Q001749		<10	<1	0.24	10	0.50	1150	<1	0.09	1	780	19	1.43	7	2	367
Q001750		10	3	0.07	<10	1.76	643	36	0.03	16	410	992	>10.0	43	1	38
Q001751		<10	<1	0.22	10	0.53	1245	<1	0.09	2	770	25	1.49	9	2	411
Q001752		<10	<1	0.24	10	0.46	1085	<1	0.10	1	790	17	1.60	5	2	372
Q001753		<10	<1	0.24	10	0.44	1095	<1	0.09	1	770	19	1.73	7	1	335
Q001754		<10	<1	0.22	10	0.49	1125	<1	0.09	1	750	19	1.63	6	1	327
Q001755		<10	<1	0.20	10	0.51	1150	<1	0.08	1	720	19	1.54	7	1	331
Q001756		<10	<1	0.23	10	0.69	1380	<1	0.09	2	770	21	1.64	7	2	399
Q001757		<10	1	0.22	10	0.48	1165	<1	0.09	2	810	23	1.73	10	1	366
Q001758		<10	<1	0.21	10	0.45	1110	<1	0.09	1	770	20	1.71	9	1	348
Q001759		<10	<1	0.21	10	0.55	1195	<1	0.08	1	780	22	2.08	6	1	373
Q001760		<10	<1	0.24	10	0.43	1360	<1	0.09	2	800	26	2.38	4	1	358
Q001761		<10	1	0.16	20	0.88	507	<1	0.33	45	2550	3	0.02	<2	5	154
Q001762		<10	<1	0.22	10	0.36	1205	<1	0.09	1	760	18	2.08	7	1	322
Q001763		<10	<1	0.22	10	0.42	1130	<1	0.09	2	800	19	1.80	9	1	334
Q001764		<10	<1	0.21	10	0.43	1165	<1	0.07	2	750	20	2.03	7	1	352
Q001765		<10	<1	0.22	10	0.48	1035	<1	0.06	1	750	21	1.47	10	1	340
Q001766		<10	<1	0.20	10	0.61	1070	<1	0.06	1	750	23	1.28	10	1	383
Q001767		<10	<1	0.22	10	0.55	1085	<1	0.06	1	760	21	1.37	12	2	425
Q001768		<10	<1	0.22	10	0.46	1030	<1	0.07	1	780	19	2.04	8	1	363
Q001769		<10	<1	0.23	10	0.41	1205	<1	0.09	2	770	18	1.78	10	1	393
Q001770		<10	<1	0.23	10	0.38	1290	1	0.08	1	760	19	2.21	9	1	394
Q001771		<10	1	0.21	10	0.43	1630	<1	0.05	2	770	26	2.33	9	1	404

***** See Appendix Page for comments regarding this certificate *****

ALS Canada Ltd.
2103 Dollarton Hwy
North Vancouver BC V7H 0A7
Phone: 604 984 0221 Fax: 604 984 0218 www.alsglobal.com

To: **BRIXTON METALS CORPORATION**
#1411 - 409 GRANVILLE STREET
VANCOUVER BC V6C 1T2

Finalized Date: 13-NOV-2012
Account: BRIXMET

Project: Thorn

CERTIFICATE OF ANALYSIS WH12228847

Sample Description	Method	ME-ICP41	ME-ICP41	ME-ICP41	ME-ICP41	ME-ICP41	ME-ICP41	ME-ICP41	Cu-AA46	Pb-AA46	Zn-AA46	Ag-GRA21
	Analyte	Th	Ti	Tl	U	V	W	Zn	Cu	Pb	Zn	Ag
	Units	ppm	%	ppm	ppm	ppm	ppm	ppm	%	%	%	ppm
	LOR	20	0.01	10	10	1	10	2	0.001	0.001	0.001	5
Q001732		<20	<0.01	<10	<10	6	<10	63				
Q001733		<20	<0.01	<10	<10	6	<10	58				
Q001734		<20	<0.01	<10	<10	6	<10	59				
Q001735		<20	<0.01	<10	<10	7	<10	61				
Q001736		<20	<0.01	<10	<10	9	<10	66				
Q001737		<20	<0.01	<10	10	13	<10	69				
Q001738		<20	<0.01	<10	10	11	<10	56				
Q001739		<20	<0.01	<10	10	10	<10	57				
Q001740		<20	<0.01	<10	<10	14	<10	66				
Q001741		<20	<0.01	<10	<10	12	<10	60				
Q001742		<20	<0.01	<10	<10	10	<10	53				
Q001743		<20	0.18	<10	<10	53	<10	39				
Q001744		<20	0.03	<10	<10	143	<10	105				
Q001745		<20	<0.01	<10	<10	8	<10	128				
Q001746		<20	<0.01	<10	<10	11	<10	74				
Q001747		<20	<0.01	<10	<10	8	<10	82				
Q001748		<20	<0.01	<10	<10	12	<10	63				
Q001749		<20	<0.01	<10	<10	12	<10	79				
Q001750		<20	<0.01	<10	10	8	10	>10000	1.807		4.19	
Q001751		<20	<0.01	<10	<10	12	<10	102				
Q001752		<20	<0.01	<10	10	11	<10	70				
Q001753		<20	<0.01	<10	<10	10	<10	58				
Q001754		<20	<0.01	<10	10	10	<10	58				
Q001755		<20	<0.01	<10	10	9	<10	57				
Q001756		<20	<0.01	<10	10	13	<10	62				
Q001757		<20	<0.01	<10	<10	11	<10	84				
Q001758		<20	<0.01	<10	10	11	<10	66				
Q001759		<20	<0.01	<10	<10	11	<10	66				
Q001760		<20	<0.01	<10	10	8	<10	69				
Q001761		<20	0.18	<10	<10	77	<10	52				
Q001762		<20	<0.01	<10	10	8	<10	87				
Q001763		<20	<0.01	<10	<10	10	<10	74				
Q001764		<20	<0.01	<10	10	10	<10	67				
Q001765		<20	<0.01	<10	<10	11	<10	70				
Q001766		<20	<0.01	<10	<10	14	<10	63				
Q001767		<20	<0.01	<10	<10	13	<10	65				
Q001768		<20	<0.01	<10	<10	13	<10	105				
Q001769		<20	<0.01	<10	<10	12	<10	97				
Q001770		<20	<0.01	<10	<10	11	<10	84				
Q001771		<20	<0.01	<10	10	9	<10	69				

***** See Appendix Page for comments regarding this certificate *****

ALS Canada Ltd.
2103 Dollarton Hwy
North Vancouver BC V7H 0A7
Phone: 604 984 0221 Fax: 604 984 0218 www.alsglobal.com

To: **BRIXTON METALS CORPORATION**
#1411 - 409 GRANVILLE STREET
VANCOUVER BC V6C 1T2

Finalized Date: 13-NOV-2012
Account: BRIXMET

Project: Thorn

CERTIFICATE OF ANALYSIS WH12228847

Sample Description	Method	WEI-21	Au-AA25	ME-ICP41	ME-ICP41	ME-ICP41	ME-ICP41	ME-ICP41	ME-ICP41	ME-ICP41	ME-ICP41	ME-ICP41	ME-ICP41	ME-ICP41	ME-ICP41	ME-ICP41
	Analyte	Recvd Wt.	Au	Ag	Al	As	B	Ba	Be	Bi	Ca	Cd	Co	Cr	Cu	Fe
	Units	kg	ppm	ppm	%	ppm	ppm	ppm	ppm	ppm	%	ppm	ppm	ppm	ppm	%
	LOR	0.02	0.01	0.2	0.01	2	10	10	0.5	2	0.01	0.5	1	1	1	0.01
Q001772		0.05	2.17	>100	0.29	1125	<10	10	<0.5	51	1.76	506	26	15	>10000	17.5
Q001773		2.14	0.08	0.6	0.90	272	<10	90	0.6	<2	3.20	<0.5	5	1	12	2.80
Q001774		2.36	0.10	0.4	0.93	344	<10	130	0.6	<2	3.23	<0.5	5	<1	6	2.96
Q001775		1.96	0.14	1.0	0.74	368	<10	100	0.6	<2	2.73	1.3	5	1	9	2.76
Q001776		<0.02	0.20	1.2	0.79	443	<10	90	0.6	<2	2.86	1.4	5	1	10	3.16
Q001777		1.93	0.05	0.4	0.61	212	<10	110	<0.5	<2	3.19	0.5	6	1	7	2.57
Q001778		3.10	0.03	0.4	0.72	187	<10	110	0.5	<2	3.10	<0.5	6	2	10	2.86
Q001779		3.14	<0.01	<0.2	0.67	16	<10	150	<0.5	<2	3.58	<0.5	3	3	<1	1.06
Q001780		1.73	0.04	0.3	1.26	162	<10	120	0.7	<2	3.66	<0.5	5	1	5	3.02
Q001781		2.25	0.02	0.3	1.04	170	<10	110	0.6	2	2.31	0.6	6	2	6	2.90
Q001782		1.71	<0.01	<0.2	1.28	65	<10	120	0.6	<2	2.02	<0.5	5	2	7	2.66
Q001783		0.21	<0.01	<0.2	0.75	2	<10	90	<0.5	<2	0.92	<0.5	12	12	12	2.54
Q001784		2.22	<0.01	<0.2	1.28	269	<10	110	0.5	<2	1.99	<0.5	6	2	7	2.77
Q001785		2.06	<0.01	<0.2	1.29	76	<10	120	0.5	<2	2.18	<0.5	6	2	10	2.60
Q001786		2.23	<0.01	<0.2	1.35	73	<10	120	<0.5	<2	2.17	<0.5	6	2	11	2.46
Q001787		0.08	0.53	60.1	0.70	145	<10	10	<0.5	31	1.58	221	<1	13	>10000	11.50
Q001788		2.03	<0.01	<0.2	1.06	147	<10	140	<0.5	<2	2.66	<0.5	6	2	24	2.66
Q001789		2.20	<0.01	<0.2	1.04	298	<10	110	<0.5	<2	3.19	<0.5	5	1	9	2.43
Q001790		2.16	<0.01	<0.2	1.20	372	<10	110	<0.5	<2	3.29	<0.5	6	2	8	2.63
Q001791		2.14	<0.01	<0.2	1.18	322	<10	110	<0.5	<2	3.36	<0.5	5	1	7	2.26
Q001792		2.09	<0.01	<0.2	1.21	483	<10	110	<0.5	<2	3.22	<0.5	6	2	9	2.39
Q001793		<0.02	0.01	<0.2	1.17	523	<10	90	<0.5	<2	3.17	<0.5	6	1	7	2.39
Q001794		2.07	<0.01	<0.2	1.00	150	<10	100	<0.5	<2	3.80	<0.5	5	2	7	2.10
Q001795		2.19	<0.01	<0.2	1.42	741	<10	110	<0.5	<2	3.78	<0.5	6	1	5	2.82
Q001796		1.97	<0.01	<0.2	0.96	598	<10	100	<0.5	<2	3.93	<0.5	5	1	7	2.08
Q001797		2.28	<0.01	<0.2	1.09	837	<10	120	<0.5	<2	3.72	<0.5	6	1	9	2.59
Q001798		2.20	0.04	0.8	0.79	221	<10	50	0.7	<2	1.74	2.7	6	1	18	2.93
Q001799		2.02	0.12	6.2	0.42	123	<10	30	<0.5	<2	0.58	80.0	4	1	14	2.48
Q001800		2.66	0.12	8.5	0.46	118	<10	30	<0.5	<2	0.34	77.2	5	1	17	2.98
Q001801		2.06	0.09	3.6	0.37	121	<10	60	<0.5	<2	0.43	25.1	5	1	18	2.57
Q001802		2.11	0.04	0.9	0.45	261	<10	50	0.5	<2	1.01	3.2	5	1	12	2.26
Q001803		2.07	0.10	0.8	0.47	257	<10	80	0.5	<2	0.45	<0.5	6	1	11	2.66
Q001804		2.34	0.21	2.0	0.47	319	<10	80	<0.5	2	0.49	0.5	6	2	11	2.80
Q001805		2.22	0.01	0.7	0.50	344	<10	70	0.5	2	0.39	<0.5	6	1	7	3.04
Q001806		2.11	0.28	0.5	0.50	923	<10	80	<0.5	<2	0.80	0.5	6	1	6	2.55
Q001807		2.35	0.21	0.9	0.54	294	<10	110	0.6	<2	1.65	1.0	6	2	10	2.90
Q001808		0.29	<0.01	<0.2	0.85	5	<10	110	<0.5	<2	0.95	<0.5	12	11	10	2.39
Q001809		2.29	<0.01	0.2	0.85	72	<10	150	<0.5	<2	1.88	<0.5	6	1	8	2.62
Q001810		2.18	<0.01	<0.2	1.06	115	<10	130	<0.5	<2	1.05	<0.5	6	3	9	2.91
Q001811		2.02	0.02	<0.2	0.62	217	<10	90	<0.5	2	0.85	0.5	7	1	9	2.90

***** See Appendix Page for comments regarding this certificate *****

ALS Canada Ltd.
2103 Dollarton Hwy
North Vancouver BC V7H 0A7
Phone: 604 984 0221 Fax: 604 984 0218 www.alsglobal.com

To: **BRIXTON METALS CORPORATION**
#1411 - 409 GRANVILLE STREET
VANCOUVER BC V6C 1T2

Finalized Date: 13-NOV-2012
Account: BRIXMET

Project: Thorn

CERTIFICATE OF ANALYSIS WH12228847

Sample Description	Method	ME-ICP41	ME-ICP41	ME-ICP41	ME-ICP41	ME-ICP41	ME-ICP41	ME-ICP41	ME-ICP41	ME-ICP41	ME-ICP41	ME-ICP41	ME-ICP41	ME-ICP41	ME-ICP41	ME-ICP41
	Analyte	Ga	Hg	K	La	Mg	Mn	Mo	Na	Ni	P	Pb	S	Sb	Sc	Sr
	Units	ppm	ppm	%	ppm	%	ppm	ppm	%	ppm	ppm	ppm	%	ppm	ppm	ppm
	LOR	10	1	0.01	10	0.01	5	1	0.01	1	10	2	0.01	2	1	1
Q001772		10	20	0.05	<10	0.76	395	35	0.01	58	400	>10000	>10.0	245	1	34
Q001773		<10	1	0.23	10	0.81	4770	2	0.08	6	690	43	2.73	9	1	347
Q001774		<10	<1	0.23	10	0.85	4750	<1	0.09	1	700	55	3.04	10	1	327
Q001775		<10	1	0.20	10	0.56	3140	<1	0.08	<1	700	90	2.85	10	1	310
Q001776		<10	<1	0.23	10	0.56	3160	<1	0.09	<1	750	99	3.40	10	1	334
Q001777		<10	<1	0.23	10	0.27	1580	<1	0.09	<1	750	48	2.69	8	1	350
Q001778		<10	<1	0.25	10	0.32	1650	<1	0.08	1	780	75	2.96	9	1	336
Q001779		<10	<1	0.21	10	0.39	3030	1	0.06	<1	410	13	0.17	4	1	242
Q001780		<10	<1	0.24	10	0.95	3710	<1	0.05	<1	680	36	2.72	7	1	348
Q001781		<10	1	0.23	10	0.70	2260	<1	0.08	1	750	53	2.75	7	1	319
Q001782		<10	<1	0.22	10	0.75	1855	<1	0.10	<1	770	21	1.92	8	1	288
Q001783		<10	1	0.11	20	0.47	335	<1	0.23	23	1870	<2	<0.01	<2	3	107
Q001784		<10	<1	0.21	10	0.76	1445	<1	0.09	<1	780	25	2.00	9	1	298
Q001785		<10	<1	0.20	10	0.76	1270	<1	0.09	<1	800	39	1.66	14	1	344
Q001786		<10	<1	0.20	10	0.75	1285	<1	0.09	1	800	28	1.25	14	1	333
Q001787		10	4	0.06	<10	1.65	617	33	0.03	14	410	980	>10.0	50	1	38
Q001788		<10	<1	0.20	10	0.45	901	<1	0.10	<1	800	19	1.72	12	1	288
Q001789		<10	<1	0.20	10	0.41	1020	<1	0.09	<1	770	9	1.32	11	1	337
Q001790		<10	<1	0.20	10	0.47	1065	<1	0.08	<1	780	14	1.13	12	1	337
Q001791		<10	<1	0.20	10	0.47	1030	<1	0.07	<1	760	13	0.69	11	1	325
Q001792		<10	<1	0.21	10	0.47	996	<1	0.09	<1	750	16	0.80	14	1	349
Q001793		<10	<1	0.17	10	0.49	998	<1	0.08	<1	720	13	0.77	13	1	347
Q001794		<10	<1	0.20	10	0.39	1050	<1	0.09	<1	760	15	0.97	10	2	400
Q001795		<10	<1	0.22	10	0.59	1350	<1	0.09	<1	760	16	1.14	12	2	445
Q001796		<10	<1	0.21	10	0.36	1320	<1	0.09	<1	770	15	1.23	11	1	410
Q001797		<10	1	0.23	10	0.52	2390	<1	0.08	1	790	26	1.98	13	1	394
Q001798		<10	<1	0.23	10	0.52	5210	<1	0.11	1	790	202	2.97	18	2	275
Q001799		<10	3	0.19	<10	0.18	2440	<1	0.10	<1	550	5260	3.43	27	2	224
Q001800		<10	3	0.20	<10	0.09	466	<1	0.10	<1	610	4880	4.00	57	1	223
Q001801		<10	1	0.17	<10	0.11	717	3	0.09	1	680	1615	3.16	118	1	217
Q001802		<10	1	0.20	10	0.32	13000	<1	0.10	1	680	376	2.34	89	1	196
Q001803		<10	<1	0.21	10	0.13	11450	<1	0.11	1	720	47	2.86	15	1	191
Q001804		<10	<1	0.22	10	0.17	30900	<1	0.10	1	680	56	2.99	14	2	174
Q001805		<10	1	0.24	10	0.08	8800	<1	0.11	1	750	46	3.25	14	1	193
Q001806		<10	1	0.22	<10	0.19	4090	<1	0.11	1	870	35	2.85	12	1	232
Q001807		<10	<1	0.22	10	0.64	5800	1	0.12	1	730	128	2.64	16	2	248
Q001808		<10	<1	0.12	10	0.46	348	<1	0.26	23	1770	<2	<0.01	2	3	117
Q001809		<10	<1	0.21	10	0.98	6650	<1	0.12	1	790	150	1.49	21	2	365
Q001810		<10	<1	0.19	10	0.94	6260	<1	0.11	5	790	103	1.15	15	1	246
Q001811		<10	<1	0.24	10	0.45	3900	<1	0.12	4	810	40	2.50	11	1	210

***** See Appendix Page for comments regarding this certificate *****

ALS Canada Ltd.
2103 Dollarton Hwy
North Vancouver BC V7H 0A7
Phone: 604 984 0221 Fax: 604 984 0218 www.alsglobal.com

To: **BRIXTON METALS CORPORATION**
#1411 - 409 GRANVILLE STREET
VANCOUVER BC V6C 1T2

Finalized Date: 13-NOV-2012
Account: BRIXMET

Project: Thorn

CERTIFICATE OF ANALYSIS WH12228847

Sample Description	Method	ME-ICP41	ME-ICP41	ME-ICP41	ME-ICP41	ME-ICP41	ME-ICP41	ME-ICP41	Cu-AA46	Pb-AA46	Zn-AA46	Ag-GRA21
	Analyte	Th	Ti	Tl	U	V	W	Zn	Cu	Pb	Zn	Ag
	Units	ppm	%	ppm	ppm	ppm	ppm	ppm	%	%	%	ppm
	LOR	20	0.01	10	10	1	10	2	0.001	0.001	0.001	5
Q001772		<20	<0.01	30	10	16	20	>10000	1.135	1.450	8.72	NSS
Q001773		<20	<0.01	<10	10	6	<10	80				
Q001774		<20	<0.01	<10	10	6	<10	78				
Q001775		<20	<0.01	<10	10	5	<10	256				
Q001776		<20	<0.01	<10	10	5	<10	283				
Q001777		<20	<0.01	<10	<10	5	<10	100				
Q001778		<20	<0.01	<10	<10	6	<10	56				
Q001779		<20	<0.01	<10	10	6	<10	60				
Q001780		<20	<0.01	<10	10	8	<10	75				
Q001781		<20	<0.01	<10	<10	9	<10	116				
Q001782		<20	<0.01	<10	<10	14	<10	89				
Q001783		<20	0.16	<10	<10	52	<10	34				
Q001784		<20	<0.01	<10	<10	14	<10	70				
Q001785		<20	<0.01	<10	<10	14	<10	77				
Q001786		<20	<0.01	<10	<10	15	<10	66				
Q001787		<20	<0.01	<10	10	7	<10	>10000	1.768		4.48	
Q001788		<20	<0.01	<10	<10	12	<10	104				
Q001789		<20	<0.01	<10	<10	12	<10	64				
Q001790		<20	<0.01	<10	<10	14	<10	60				
Q001791		<20	<0.01	<10	<10	13	<10	53				
Q001792		<20	<0.01	<10	<10	12	<10	72				
Q001793		<20	<0.01	<10	<10	12	<10	70				
Q001794		<20	<0.01	<10	<10	10	<10	62				
Q001795		<20	<0.01	<10	<10	13	<10	57				
Q001796		<20	<0.01	<10	10	9	<10	47				
Q001797		<20	<0.01	<10	10	10	<10	67				
Q001798		<20	<0.01	<10	10	7	<10	402				
Q001799		<20	<0.01	<10	10	4	<10	>10000			1.150	
Q001800		<20	<0.01	<10	<10	4	<10	9280				
Q001801		<20	<0.01	<10	<10	4	<10	3120				
Q001802		<20	<0.01	<10	20	5	<10	561				
Q001803		<20	<0.01	<10	20	6	<10	91				
Q001804		<20	<0.01	<10	60	7	<10	119				
Q001805		<20	<0.01	<10	20	6	<10	97				
Q001806		<20	<0.01	<10	10	4	<10	65				
Q001807		<20	<0.01	<10	10	12	<10	188				
Q001808		<20	0.17	<10	<10	50	<10	32				
Q001809		<20	<0.01	<10	10	11	<10	240				
Q001810		<20	<0.01	<10	10	13	<10	335				
Q001811		<20	<0.01	<10	10	8	<10	703				

***** See Appendix Page for comments regarding this certificate *****

ALS Canada Ltd.
2103 Dollarton Hwy
North Vancouver BC V7H 0A7
Phone: 604 984 0221 Fax: 604 984 0218 www.alsglobal.com

To: **BRIXTON METALS CORPORATION**
#1411 - 409 GRANVILLE STREET
VANCOUVER BC V6C 1T2

Finalized Date: 13-NOV-2012
Account: BRIXMET

Project: Thorn

CERTIFICATE OF ANALYSIS WH12228847

Sample Description	Method	WEI-21	Au-AA25	ME-ICP41	ME-ICP41	ME-ICP41	ME-ICP41	ME-ICP41	ME-ICP41	ME-ICP41	ME-ICP41	ME-ICP41	ME-ICP41	ME-ICP41	ME-ICP41	ME-ICP41
	Analyte	Recvd Wt.	Au	Ag	Al	As	B	Ba	Be	Bi	Ca	Cd	Co	Cr	Cu	Fe
	Units	kg	ppm	ppm	%	ppm	ppm	ppm	ppm	ppm	%	ppm	ppm	ppm	ppm	%
	LOR	0.02	0.01	0.2	0.01	2	10	10	0.5	2	0.01	0.5	1	1	1	0.01
Q001812		0.04	2.19	>100	0.30	1120	<10	10	<0.5	75	1.72	503	24	15	>10000	17.4
Q001813		2.15	0.05	0.3	0.62	293	<10	20	<0.5	<2	1.41	0.6	6	2	23	3.52
Q001814		2.45	<0.01	<0.2	0.73	195	<10	120	<0.5	<2	0.71	<0.5	5	1	9	2.71
Q001815		<0.02	<0.01	<0.2	0.85	213	<10	130	<0.5	<2	0.73	<0.5	6	2	8	2.78
Q001816		2.17	<0.01	<0.2	0.82	120	<10	110	<0.5	<2	0.55	<0.5	6	1	7	2.04
Q001817		2.01	<0.01	0.2	1.59	88	<10	130	<0.5	<2	1.41	<0.5	6	2	9	2.84
Q001818		2.09	<0.01	<0.2	1.00	114	<10	120	<0.5	<2	0.89	<0.5	6	2	7	2.27
Q001819		1.77	<0.01	0.2	0.63	112	<10	130	<0.5	<2	1.16	<0.5	6	1	8	2.39

***** See Appendix Page for comments regarding this certificate *****

ALS Canada Ltd.
2103 Dollarton Hwy
North Vancouver BC V7H 0A7
Phone: 604 984 0221 Fax: 604 984 0218 www.alsglobal.com

To: **BRIXTON METALS CORPORATION**
#1411 - 409 GRANVILLE STREET
VANCOUVER BC V6C 1T2

Finalized Date: 13-NOV-2012
Account: BRIXMET

Project: Thorn

CERTIFICATE OF ANALYSIS WH12228847

Sample Description	Method	ME-ICP41	ME-ICP41	ME-ICP41	ME-ICP41	ME-ICP41	ME-ICP41	ME-ICP41	ME-ICP41	ME-ICP41	ME-ICP41	ME-ICP41	ME-ICP41	ME-ICP41	ME-ICP41	ME-ICP41
	Analyte	Ga	Hg	K	La	Mg	Mn	Mo	Na	Ni	P	Pb	S	Sb	Sc	Sr
	Units	ppm	ppm	%	ppm	%	ppm	ppm	%	ppm	ppm	ppm	%	ppm	ppm	ppm
	LOR	10	1	0.01	10	0.01	5	1	0.01	1	10	2	0.01	2	1	1
Q001812		10	20	0.06	<10	0.75	395	35	0.01	60	400	>10000	>10.0	253	<1	35
Q001813		<10	1	0.23	10	0.65	8640	<1	0.11	6	780	46	2.75	12	1	191
Q001814		<10	1	0.22	10	0.52	6100	<1	0.12	1	780	24	1.48	8	1	189
Q001815		<10	<1	0.24	10	0.57	6480	<1	0.13	<1	820	22	1.31	7	2	199
Q001816		<10	<1	0.21	10	0.38	2670	<1	0.12	1	790	22	1.24	11	1	194
Q001817		10	<1	0.23	10	0.93	6460	<1	0.11	1	820	27	0.81	13	2	215
Q001818		<10	<1	0.23	10	0.54	3470	<1	0.12	1	830	24	1.20	10	1	229
Q001819		<10	<1	0.23	10	0.52	4890	<1	0.13	1	800	21	1.31	11	1	284

***** See Appendix Page for comments regarding this certificate *****

ALS Canada Ltd.
2103 Dollarton Hwy
North Vancouver BC V7H 0A7
Phone: 604 984 0221 Fax: 604 984 0218 www.alsglobal.com

To: **BRIXTON METALS CORPORATION**
#1411 - 409 GRANVILLE STREET
VANCOUVER BC V6C 1T2

Finalized Date: 13-NOV-2012
Account: BRIXMET

Project: Thorn

CERTIFICATE OF ANALYSIS WH12228847

Sample Description	Method	ME-ICP41	ME-ICP41	ME-ICP41	ME-ICP41	ME-ICP41	ME-ICP41	ME-ICP41	Cu-AA46	Pb-AA46	Zn-AA46	Ag-GRA21
	Analyte	Th	Ti	Tl	U	V	W	Zn	Cu	Pb	Zn	Ag
	Units	ppm	%	ppm	ppm	ppm	ppm	ppm	%	%	%	ppm
	LOR	20	0.01	10	10	1	10	2	0.001	0.001	0.001	5
Q001812		<20	<0.01	30	10	15	<10	>10000	1.159	1.520	8.78	150
Q001813		<20	<0.01	<10	10	9	<10	154				
Q001814		<20	<0.01	<10	10	11	<10	84				
Q001815		<20	<0.01	<10	10	12	<10	87				
Q001816		<20	<0.01	<10	10	8	<10	72				
Q001817		<20	<0.01	<10	10	16	<10	166				
Q001818		<20	<0.01	<10	10	10	<10	71				
Q001819		<20	<0.01	<10	10	10	<10	92				

***** See Appendix Page for comments regarding this certificate *****

ALS Canada Ltd.
2103 Dollarton Hwy
North Vancouver BC V7H 0A7
Phone: 604 984 0221 Fax: 604 984 0218 www.alsglobal.com

To: **BRIXTON METALS CORPORATION**
#1411 - 409 GRANVILLE STREET
VANCOUVER BC V6C 1T2

Finalized Date: 13-NOV-2012
Account: BRIXMET

Project: Thorn

CERTIFICATE OF ANALYSIS WH12228847

Method	CERTIFICATE COMMENTS
ALL METHODS	NSS is non-sufficient sample.

ALS Canada Ltd.
2103 Dollarton Hwy
North Vancouver BC V7H 0A7
Phone: 604 984 0221 Fax: 604 984 0218 www.alsglobal.com

To: **BRIXTON METALS CORPORATION**
#1411 - 409 GRANVILLE STREET
VANCOUVER BC V6C 1T2

Finalized Date: 6-NOV-2012
This copy reported on
7-NOV-2012
Account: BRIXMET

CERTIFICATE WH12228848

Project: Thorn

P.O. No.: THN12-84 Batch #10

This report is for 200 Drill Core samples submitted to our lab in Whitehorse, YT, Canada on 19-OCT-2012.

The following have access to data associated with this certificate:

MATT CARTER	SORIN POSESCU	GARY THOMPSON

SAMPLE PREPARATION

ALS CODE	DESCRIPTION
WEI-21	Received Sample Weight
LOG-22	Sample login - Rcd w/o BarCode
LOG-23	Pulp Login - Rcvd with Barcode
SPL-21d	Split sample - duplicate
PUL-31d	Pulverize Split - duplicate
CRU-QC	Crushing QC Test
PUL-QC	Pulverizing QC Test
CRU-31	Fine crushing - 70% <2mm
SPL-22Y	Split Sample - Boyd Rotary Splitter
PUL-31	Pulverize split to 85% <75 um
LOG-22d	Sample login - Rcd w/o BarCode dup

ANALYTICAL PROCEDURES

ALS CODE	DESCRIPTION	INSTRUMENT
ME-ICP41	35 Element Aqua Regia ICP-AES	ICP-AES
Cu-AA46	Ore grade Cu - aqua regia/AA	AAS
Pb-AA46	Ore grade Pb - aqua regia/AA	AAS
Zn-AA46	Ore grade Zn - aqua regia/AA	AAS
Ag-GRA21	Ag 30g FA-GRAV finish	WST-SIM
Au-AA25	Ore Grade Au 30g FA AA finish	AAS

To: **BRIXTON METALS CORPORATION**
ATTN: SORIN POSESCU
#1411 - 409 GRANVILLE STREET
VANCOUVER BC V6C 1T2

This is the Final Report and supersedes any preliminary report with this certificate number. Results apply to samples as submitted. All pages of this report have been checked and approved for release.

Signature:

Colin Ramshaw, Vancouver Laboratory Manager

ALS Canada Ltd.
2103 Dollarton Hwy
North Vancouver BC V7H 0A7
Phone: 604 984 0221 Fax: 604 984 0218 www.alsglobal.com

To: **BRIXTON METALS CORPORATION**
#1411 - 409 GRANVILLE STREET
VANCOUVER BC V6C 1T2

Finalized Date: 6-NOV-2012
Account: BRIXMET

Project: Thorn

CERTIFICATE OF ANALYSIS WH12228848

Sample Description	Method	WEI-21	Au-AA25	ME-ICP41	ME-ICP41	ME-ICP41	ME-ICP41	ME-ICP41	ME-ICP41	ME-ICP41	ME-ICP41	ME-ICP41	ME-ICP41	ME-ICP41	ME-ICP41	ME-ICP41
	Analyte	Recvd Wt.	Au	Ag	Al	As	B	Ba	Be	Bi	Ca	Cd	Co	Cr	Cu	Fe
	Units	kg	ppm	ppm	%	ppm	ppm	ppm	ppm	ppm	%	ppm	ppm	ppm	ppm	%
	LOR	0.02	0.01	0.2	0.01	2	10	10	0.5	2	0.01	0.5	1	1	1	0.01
Q000782		2.14	0.09	14.4	1.06	2460	<10	40	<0.5	<2	0.63	37.9	8	9	53	3.64
Q000783		2.24	0.21	19.9	0.53	4940	<10	50	0.6	<2	0.27	61.4	7	1	54	4.24
Q000784		0.38	<0.01	<0.2	0.94	12	<10	120	<0.5	<2	1.17	<0.5	13	13	15	2.87
Q000785		2.07	0.18	18.6	0.51	6930	<10	60	<0.5	<2	0.12	57.7	6	2	177	4.10
Q000786		1.06	0.25	20.6	0.54	5250	<10	60	<0.5	<2	0.05	33.2	6	2	279	4.07
Q000787		1.36	0.12	10.2	0.52	2290	<10	60	0.5	<2	0.37	43.8	6	2	50	3.34
Q000788		1.99	0.17	15.1	0.54	3440	<10	50	0.5	<2	1.68	89.1	6	9	63	5.67
Q000789		2.27	0.13	20.9	0.43	2050	<10	60	0.5	<2	0.81	34.9	5	1	75	4.08
Q000790		1.85	0.20	32.5	0.53	2560	<10	60	0.6	4	0.49	27.9	6	2	120	5.62
Q000791		1.81	0.17	9.2	0.58	1645	<10	60	0.5	<2	0.38	44.3	7	2	56	4.79
Q000792		1.39	0.19	9.7	0.45	2120	<10	50	0.5	<2	0.57	29.6	7	2	51	5.36
Q000793		1.60	0.19	12.9	0.47	3330	<10	60	0.5	<2	0.77	26.4	6	1	70	4.75
Q000794		2.56	0.20	10.6	0.46	3330	<10	50	0.5	<2	0.55	22.8	6	2	70	6.10
Q000795		1.92	0.20	9.5	0.44	3580	<10	50	0.5	<2	0.31	6.4	6	2	48	7.28
Q000796		2.10	0.15	8.3	0.42	2540	<10	20	<0.5	2	0.37	40.9	6	3	43	6.82
Q000797		2.31	0.19	7.5	0.38	2690	<10	40	<0.5	2	0.38	6.4	7	2	45	6.47
Q000798		<0.02	0.19	7.7	0.42	2710	<10	30	<0.5	<2	0.39	6.7	7	3	47	6.71
Q000799		1.91	0.18	7.3	0.42	2680	<10	50	<0.5	<2	0.27	1.9	8	2	42	6.47
Q000800		2.46	0.18	14.1	0.57	3410	<10	50	0.6	<2	0.37	11.5	8	2	55	6.45
Q000801		1.79	0.18	12.3	0.43	5860	<10	60	<0.5	<2	0.40	59.8	7	2	53	4.32
Q000802		2.49	0.09	9.9	0.43	4800	<10	50	<0.5	<2	0.61	67.9	8	2	37	4.62
Q000803		0.26	<0.01	<0.2	1.06	12	<10	120	<0.5	<2	1.22	<0.5	14	15	16	3.18
Q000804		2.33	0.09	10.5	0.42	7270	<10	60	<0.5	<2	0.46	38.9	8	2	46	4.46
Q000805		2.01	0.11	10.8	0.42	5120	<10	70	<0.5	<2	0.48	36.1	7	2	44	4.11
Q000806		2.50	0.32	15.1	0.46	1365	<10	70	<0.5	<2	0.87	41.3	8	2	95	4.69
Q000807		2.37	0.53	61.1	0.44	1780	<10	50	<0.5	<2	0.59	24.0	7	2	110	5.56
Q000808		2.11	0.35	31.5	0.40	1285	<10	80	<0.5	3	0.68	27.2	9	1	78	4.01
Q000809		2.19	0.15	9.8	0.51	1290	<10	100	<0.5	<2	1.69	6.2	9	2	35	2.75
Q000810		2.52	0.68	>100	0.43	1590	<10	60	<0.5	3	0.92	39.0	8	2	637	5.32
Q000811		1.80	0.34	12.1	0.44	1270	<10	60	<0.5	<2	1.19	6.2	6	2	64	4.62
Q000812		0.07	2.16	>100	0.33	1195	<10	10	<0.5	40	1.81	506	26	16	>10000	18.0
Q000813		2.13	0.61	13.6	0.48	2510	<10	60	<0.5	<2	0.35	9.1	7	2	81	5.39
Q000814		2.16	0.73	20.0	0.44	1910	<10	60	<0.5	<2	0.29	38.8	8	3	83	5.43
Q000815		2.62	2.21	>100	0.37	2850	<10	20	<0.5	20	0.41	68.8	7	1	619	8.33
Q000816		1.99	1.82	>100	0.47	3210	<10	40	<0.5	11	0.58	86.0	6	2	396	6.83
Q000817		2.27	1.02	>100	0.40	1800	<10	20	<0.5	6	0.34	70.7	6	2	275	6.45
Q000818		<0.02	1.03	>100	0.42	1775	<10	30	<0.5	9	0.34	74.5	6	2	269	6.53
Q000819		2.47	1.25	>100	0.51	3370	<10	20	0.5	11	0.31	123.5	5	2	474	8.90
Q000820		2.45	0.06	4.9	0.47	235	<10	80	<0.5	<2	0.23	2.7	6	2	17	2.73
Q000821		2.32	0.91	>100	0.44	2860	<10	30	<0.5	8	0.29	105.0	5	1	264	8.22

ALS Canada Ltd.
2103 Dollarton Hwy
North Vancouver BC V7H 0A7
Phone: 604 984 0221 Fax: 604 984 0218 www.alsglobal.com

To: **BRIXTON METALS CORPORATION**
#1411 - 409 GRANVILLE STREET
VANCOUVER BC V6C 1T2

Finalized Date: 6-NOV-2012
Account: BRIXMET

Project: Thorn

CERTIFICATE OF ANALYSIS WH12228848

Sample Description	Method	ME-ICP41	ME-ICP41	ME-ICP41	ME-ICP41	ME-ICP41	ME-ICP41	ME-ICP41	ME-ICP41	ME-ICP41	ME-ICP41	ME-ICP41	ME-ICP41	ME-ICP41	ME-ICP41	ME-ICP41
	Analyte	Ga	Hg	K	La	Mg	Mn	Mo	Na	Ni	P	Pb	S	Sb	Sc	Sr
	Units	ppm	ppm	%	ppm	%	ppm	ppm	%	ppm	ppm	ppm	%	ppm	ppm	ppm
	LOR	10	1	0.01	10	0.01	5	1	0.01	1	10	2	0.01	2	1	1
Q000782		<10	<1	0.32	10	0.54	303	2	0.03	16	880	813	2.96	62	3	68
Q000783		<10	<1	0.31	10	0.08	216	2	0.01	4	860	934	4.56	102	1	21
Q000784		<10	<1	0.14	20	0.51	364	<1	0.29	27	2100	5	0.02	<2	4	130
Q000785		<10	1	0.30	20	0.03	59	2	0.01	4	530	752	4.47	120	1	10
Q000786		<10	1	0.33	20	0.03	35	2	0.01	4	320	596	4.40	142	1	8
Q000787		<10	1	0.32	20	0.06	189	2	0.01	3	860	442	3.70	60	1	43
Q000788		<10	1	0.34	10	0.44	969	3	0.01	6	690	752	6.27	185	1	270
Q000789		<10	1	0.29	20	0.16	424	2	0.01	2	720	1050	4.48	228	1	168
Q000790		<10	<1	0.34	20	0.08	197	2	0.01	2	860	1140	6.51	301	1	113
Q000791		<10	<1	0.36	20	0.06	134	2	0.01	4	780	711	5.44	205	1	95
Q000792		<10	<1	0.29	20	0.07	217	2	0.01	4	790	427	6.19	142	1	109
Q000793		<10	1	0.30	20	0.14	292	2	0.01	3	800	409	5.17	167	1	156
Q000794		<10	<1	0.30	20	0.07	164	2	0.01	3	710	352	7.04	147	1	118
Q000795		<10	1	0.29	20	0.04	87	2	0.01	5	750	289	8.48	114	1	63
Q000796		<10	1	0.28	20	0.07	173	3	<0.01	5	770	394	8.08	150	1	68
Q000797		<10	1	0.26	10	0.07	151	3	<0.01	5	720	341	7.52	134	1	74
Q000798		<10	<1	0.28	20	0.07	152	3	<0.01	5	750	358	7.78	140	1	78
Q000799		<10	<1	0.28	10	0.05	80	3	0.02	7	660	286	7.55	114	1	77
Q000800		<10	1	0.34	10	0.05	84	2	0.02	6	740	500	7.55	130	1	120
Q000801		<10	1	0.29	10	0.05	123	3	0.02	4	750	554	4.81	197	1	96
Q000802		<10	1	0.29	10	0.08	226	2	0.02	5	700	528	5.22	192	1	130
Q000803		<10	<1	0.13	10	0.51	369	<1	0.32	26	1950	4	0.02	2	5	142
Q000804		<10	1	0.29	10	0.07	206	2	0.02	5	750	509	4.75	186	1	102
Q000805		<10	1	0.28	10	0.08	169	1	0.03	5	790	392	4.46	105	1	138
Q000806		<10	1	0.31	10	0.21	338	1	0.03	6	820	487	5.16	139	1	220
Q000807		<10	1	0.29	10	0.09	256	2	0.03	3	700	2080	6.58	242	1	195
Q000808		<10	1	0.27	20	0.06	275	1	0.04	5	860	791	4.48	111	1	221
Q000809		<10	<1	0.29	10	0.31	1405	1	0.05	3	920	532	1.56	58	2	481
Q000810		<10	1	0.27	10	0.13	455	1	0.03	4	750	2030	6.16	643	1	272
Q000811		<10	1	0.29	10	0.31	513	1	0.02	4	630	399	4.81	108	1	263
Q000812		10	22	0.07	<10	0.79	395	35	0.02	58	400	>10000	>10.0	270	<1	37
Q000813		<10	1	0.31	20	0.06	114	3	0.03	6	790	418	6.23	133	1	110
Q000814		<10	1	0.29	20	0.04	76	6	0.03	4	760	365	6.47	120	1	107
Q000815		<10	1	0.24	10	0.06	168	12	0.04	4	710	>10000	>10.0	1845	1	138
Q000816		<10	1	0.30	10	0.08	285	1	0.05	1	770	>10000	8.66	1680	1	175
Q000817		<10	1	0.27	10	0.06	201	2	0.05	2	710	5040	7.99	382	1	113
Q000818		<10	1	0.28	10	0.06	195	1	0.06	2	710	5170	8.04	397	1	113
Q000819		<10	1	0.33	10	0.06	192	1	0.07	3	690	7490	>10.0	519	1	125
Q000820		<10	<1	0.32	10	0.03	91	<1	0.07	5	820	123	3.07	27	1	102
Q000821		<10	2	0.28	10	0.05	191	1	0.06	1	670	8650	>10.0	373	1	109

ALS Canada Ltd.
2103 Dollarton Hwy
North Vancouver BC V7H 0A7
Phone: 604 984 0221 Fax: 604 984 0218 www.alsglobal.com

To: **BRIXTON METALS CORPORATION**
#1411 - 409 GRANVILLE STREET
VANCOUVER BC V6C 1T2

Finalized Date: 6-NOV-2012
Account: BRIXMET

Project: Thorn

CERTIFICATE OF ANALYSIS WH12228848

Sample Description	Method	ME-ICP41	ME-ICP41	ME-ICP41	ME-ICP41	ME-ICP41	ME-ICP41	ME-ICP41	Cu-AA46	Pb-AA46	Zn-AA46	Ag-GRA21
	Analyte	Th	Ti	Tl	U	V	W	Zn	Cu	Pb	Zn	Ag
	Units	ppm	%	ppm	ppm	ppm	ppm	ppm	%	%	%	ppm
	LOR	20	0.01	10	10	1	10	2	0.001	0.001	0.001	5
Q000782		<20	<0.01	<10	<10	23	<10	2780				
Q000783		<20	<0.01	<10	<10	5	<10	5080				
Q000784		<20	0.17	<10	<10	60	<10	52				
Q000785		<20	<0.01	<10	<10	5	<10	4190				
Q000786		<20	<0.01	<10	<10	5	<10	2290				
Q000787		<20	<0.01	<10	<10	4	<10	3370				
Q000788		<20	<0.01	<10	<10	7	<10	7290				
Q000789		<20	<0.01	<10	<10	4	<10	2620				
Q000790		<20	<0.01	<10	<10	5	<10	2060				
Q000791		<20	<0.01	<10	<10	6	<10	3250				
Q000792		<20	<0.01	<10	<10	5	<10	2110				
Q000793		<20	<0.01	<10	<10	5	<10	1910				
Q000794		<20	<0.01	<10	<10	5	<10	1640				
Q000795		<20	<0.01	<10	<10	5	<10	491				
Q000796		<20	<0.01	<10	<10	5	<10	2900				
Q000797		<20	<0.01	<10	<10	5	<10	559				
Q000798		<20	<0.01	<10	<10	5	<10	581				
Q000799		<20	<0.01	<10	<10	5	<10	240				
Q000800		<20	<0.01	<10	<10	6	<10	1685				
Q000801		<20	<0.01	<10	<10	4	<10	6190				
Q000802		<20	<0.01	<10	<10	5	<10	7230				
Q000803		<20	0.21	<10	<10	61	<10	53				
Q000804		<20	<0.01	<10	<10	5	<10	4340				
Q000805		<20	<0.01	<10	<10	4	<10	3620				
Q000806		<20	<0.01	<10	<10	5	<10	3860				
Q000807		<20	<0.01	<10	<10	5	<10	3360				
Q000808		<20	<0.01	<10	<10	6	<10	2990				
Q000809		<20	<0.01	<10	<10	12	<10	518				
Q000810		<20	<0.01	<10	<10	6	<10	4680				122
Q000811		<20	<0.01	<10	<10	5	<10	1320				
Q000812		<20	<0.01	40	<10	19	<10	>10000	1.130	1.490	9.36	147
Q000813		<20	<0.01	<10	<10	5	<10	1605				
Q000814		<20	<0.01	<10	<10	4	<10	4170				
Q000815		<20	<0.01	<10	<10	4	<10	6920		1.050		258
Q000816		<20	<0.01	<10	<10	5	<10	>10000		1.085	1.050	164
Q000817		<20	<0.01	<10	<10	4	<10	7120				162
Q000818		<20	<0.01	<10	<10	4	<10	7340				173
Q000819		<20	<0.01	<10	<10	5	10	>10000			1.470	257
Q000820		<20	<0.01	<10	<10	4	<10	483				
Q000821		<20	<0.01	<10	<10	4	<10	>10000			1.325	167

ALS Canada Ltd.
2103 Dollarton Hwy
North Vancouver BC V7H 0A7
Phone: 604 984 0221 Fax: 604 984 0218 www.alsglobal.com

To: **BRIXTON METALS CORPORATION**
#1411 - 409 GRANVILLE STREET
VANCOUVER BC V6C 1T2

Finalized Date: 6-NOV-2012
Account: BRIXMET

Project: Thorn

CERTIFICATE OF ANALYSIS WH12228848

Sample Description	Method	WEI-21	Au-AA25	ME-ICP41	ME-ICP41	ME-ICP41	ME-ICP41	ME-ICP41	ME-ICP41	ME-ICP41	ME-ICP41	ME-ICP41	ME-ICP41	ME-ICP41	ME-ICP41	ME-ICP41
	Analyte	Recvd Wt.	Au	Ag	Al	As	B	Ba	Be	Bi	Ca	Cd	Co	Cr	Cu	Fe
	Units	kg	ppm	ppm	%	ppm	ppm	ppm	ppm	ppm	%	ppm	ppm	ppm	ppm	%
	LOR	0.02	0.01	0.2	0.01	2	10	10	0.5	2	0.01	0.5	1	1	1	0.01
Q000822		2.13	0.37	35.5	0.49	829	<10	70	<0.5	<2	0.23	16.5	6	1	75	3.76
Q000823		2.01	1.07	>100	0.44	2700	<10	30	<0.5	10	0.20	156.0	5	1	317	9.76
Q000824		0.34	0.01	0.9	1.03	11	<10	110	<0.5	<2	1.18	<0.5	13	15	15	2.91
Q000825		2.40	0.79	>100	0.47	1805	<10	20	0.5	8	0.27	197.0	5	1	559	6.90
Q000826		2.09	0.82	>100	0.45	1910	<10	20	0.5	6	0.57	145.5	6	2	381	5.21
Q000827		2.02	0.08	3.1	0.36	3260	<10	80	<0.5	<2	0.36	15.3	6	1	12	2.44
Q000828		2.28	4.23	>100	0.30	2730	<10	30	<0.5	49	0.30	321	2	2	2620	7.68
Q000829		1.96	3.21	>100	0.31	2860	<10	30	<0.5	28	0.25	166.5	4	2	1375	7.41
Q000830		0.11	0.53	60.1	0.65	144	<10	20	<0.5	4	1.65	212	<1	13	>10000	11.65
Q000831		2.20	2.70	>100	0.34	3190	<10	20	<0.5	30	0.61	154.5	3	3	1945	8.06
Q000832		1.94	2.15	>100	0.32	2480	<10	20	<0.5	19	0.90	285	3	3	1650	7.09
Q000833		2.35	1.36	99.5	0.30	4010	<10	50	<0.5	4	0.45	110.5	6	3	408	4.62
Q000834		2.28	0.75	52.2	0.31	2180	<10	50	<0.5	4	0.45	54.0	5	2	190	3.78
Q000835		2.44	1.16	>100	0.31	1930	<10	20	0.5	12	1.56	829	<1	1	1300	6.37
Q000836		2.46	0.62	>100	0.24	4690	<10	10	<0.5	4	2.21	566	<1	1	782	8.72
Q000837		<0.02	0.60	>100	0.27	4790	<10	10	<0.5	6	2.23	576	<1	2	793	9.05
Q000838		2.14	0.51	>100	0.35	4190	<10	20	<0.5	3	0.52	489	2	2	413	6.42
Q000839		2.30	0.55	47.0	0.31	2220	<10	50	<0.5	3	0.52	164.0	6	2	281	3.96
Q000840		2.40	1.65	>100	0.32	3130	<10	40	<0.5	11	0.37	457	6	2	533	5.82
Q000841		2.26	1.26	>100	0.33	2640	<10	40	<0.5	9	0.71	502	3	2	902	6.03
Q000842		0.27	0.01	0.3	0.72	6	<10	80	<0.5	2	0.94	1.1	10	12	14	2.32
Q000843		2.36	1.42	>100	0.35	3150	<10	40	0.6	7	0.69	398	5	2	1225	5.13
Q000844		2.19	1.07	>100	0.33	1855	<10	50	<0.5	15	0.69	94.3	5	1	632	4.89
Q000845		1.78	0.44	48.3	0.35	2130	<10	60	<0.5	5	2.20	35.5	5	3	301	3.86
Q000846		2.57	0.30	67.2	0.31	1690	<10	40	<0.5	3	2.21	365	3	1	324	4.10
Q000847		2.01	1.19	>100	0.34	3730	<10	20	<0.5	25	1.19	877	1	1	1435	8.40
Q000848		2.77	0.57	75.4	0.37	2340	<10	60	0.5	4	1.93	662	4	1	359	4.49
Q000849		2.30	0.17	16.6	0.65	575	<10	110	1.0	4	6.30	122.0	3	<1	171	3.66
Q000850		2.38	0.78	>100	0.33	1705	<10	30	0.5	11	2.76	>1000	<1	<1	3870	5.03
Q000851		0.07	2.10	>100	0.29	1125	<10	10	<0.5	33	1.82	491	25	15	>10000	18.0
Q000852		2.40	0.78	>100	0.38	2080	<10	30	0.5	7	1.06	875	4	1	1235	4.73
Q000853		2.07	1.15	>100	0.28	3740	<10	10	<0.5	17	0.93	>1000	<1	1	2930	6.19
Q000854		2.37	1.00	>100	0.33	2900	<10	30	<0.5	14	0.97	970	2	1	1360	6.44
Q000855		2.41	0.87	>100	0.34	2970	<10	20	0.5	10	1.96	>1000	1	1	1380	6.44
Q000856		2.11	1.12	>100	0.39	3410	<10	10	0.6	13	2.68	>1000	2	1	1865	8.20
Q000857		<0.02	1.14	>100	0.37	3510	<10	10	0.5	12	2.67	>1000	2	2	1920	8.39
Q000858		1.66	1.56	>100	0.29	6120	<10	10	<0.5	10	2.40	>1000	<1	<1	2600	9.52
Q000859		2.02	1.07	>100	0.35	2290	<10	30	0.5	4	2.53	580	3	1	388	4.81
Q000860		2.36	0.93	>100	0.33	2050	<10	30	0.5	8	2.17	461	4	1	517	6.24
Q000861		2.57	0.99	>100	0.33	2230	<10	30	<0.5	6	1.34	594	3	2	622	5.15

ALS Canada Ltd.
2103 Dollarton Hwy
North Vancouver BC V7H 0A7
Phone: 604 984 0221 Fax: 604 984 0218 www.alsglobal.com

To: **BRIXTON METALS CORPORATION**
#1411 - 409 GRANVILLE STREET
VANCOUVER BC V6C 1T2

Finalized Date: 6-NOV-2012
Account: BRIXMET

Project: Thorn

CERTIFICATE OF ANALYSIS WH12228848

Sample Description	Method	ME-ICP41	ME-ICP41	ME-ICP41	ME-ICP41	ME-ICP41	ME-ICP41	ME-ICP41	ME-ICP41	ME-ICP41	ME-ICP41	ME-ICP41	ME-ICP41	ME-ICP41	ME-ICP41	ME-ICP41
	Analyte	Ga	Hg	K	La	Mg	Mn	Mo	Na	Ni	P	Pb	S	Sb	Sc	Sr
	Units	ppm	ppm	%	ppm	%	ppm	ppm	%	ppm	ppm	ppm	%	ppm	ppm	ppm
	LOR	10	1	0.01	10	0.01	5	1	0.01	1	10	2	0.01	2	1	1
Q000822		<10	1	0.31	20	0.03	81	<1	0.06	2	710	713	4.26	104	1	101
Q000823		<10	2	0.29	10	0.03	103	1	0.06	1	580	>10000	>10.0	431	1	97
Q000824		<10	<1	0.13	10	0.43	338	<1	0.31	24	1930	42	0.05	3	4	140
Q000825		<10	3	0.30	10	0.04	112	1	0.05	2	750	>10000	9.49	542	1	114
Q000826		<10	1	0.29	10	0.11	398	1	0.05	2	820	3450	6.67	320	1	134
Q000827		<10	<1	0.23	10	0.05	252	1	0.05	2	820	374	2.60	15	1	94
Q000828		<10	2	0.22	10	0.04	264	1	0.03	<1	590	3870	>10.0	2040	<1	79
Q000829		<10	1	0.23	20	0.03	170	2	0.03	2	600	2580	>10.0	1080	<1	80
Q000830		10	2	0.06	<10	1.66	591	40	0.03	12	380	915	>10.0	47	1	39
Q000831		<10	2	0.25	10	0.02	238	2	0.02	<1	510	2620	>10.0	1590	<1	99
Q000832		<10	2	0.22	10	0.02	306	2	0.02	<1	520	3310	>10.0	1250	<1	164
Q000833		<10	1	0.23	10	0.04	213	1	0.02	4	700	2570	6.06	341	1	111
Q000834		<10	<1	0.23	10	0.04	175	1	0.03	4	740	2350	4.48	195	<1	113
Q000835		<10	5	0.23	10	0.54	920	1	0.03	1	400	>10000	>10.0	1130	1	154
Q000836		<10	4	0.19	10	0.57	1085	1	0.02	<1	420	8350	>10.0	535	1	255
Q000837		<10	5	0.20	10	0.58	1100	<1	0.02	<1	420	8700	>10.0	514	1	256
Q000838		<10	2	0.23	10	0.05	272	1	0.04	<1	710	>10000	>10.0	405	<1	126
Q000839		<10	1	0.23	20	0.08	305	<1	0.03	4	760	5150	5.60	267	1	126
Q000840		<10	3	0.24	10	0.03	199	1	0.04	5	710	>10000	9.48	908	<1	125
Q000841		<10	3	0.24	10	0.11	421	1	0.03	<1	690	>10000	9.96	1015	1	183
Q000842		<10	<1	0.10	10	0.37	265	<1	0.25	23	1770	31	0.02	2	3	109
Q000843		<10	2	0.24	10	0.15	471	1	0.03	1	730	8970	8.05	1245	1	161
Q000844		<10	1	0.23	10	0.09	379	1	0.02	2	670	7070	6.46	827	1	182
Q000845		<10	<1	0.25	10	0.60	846	1	0.02	2	680	1710	4.15	379	1	426
Q000846		<10	1	0.22	10	0.56	910	<1	0.02	<1	660	3600	5.20	363	1	364
Q000847		<10	2	0.23	10	0.33	628	1	0.02	<1	490	>10000	>10.0	1555	1	161
Q000848		<10	1	0.26	10	0.46	664	1	0.02	1	640	4170	6.87	301	1	286
Q000849		<10	2	0.27	10	1.84	1550	1	0.03	<1	590	1385	3.66	151	2	785
Q000850		<10	6	0.23	10	1.01	1335	1	0.03	<1	360	>10000	>10.0	2960	1	325
Q000851		10	19	0.06	<10	0.80	380	35	0.01	51	380	>10000	>10.0	260	1	38
Q000852		<10	3	0.26	10	0.35	404	1	0.05	2	680	9750	8.12	975	1	152
Q000853		10	7	0.20	10	0.23	625	1	0.03	<1	490	>10000	>10.0	2230	1	144
Q000854		<10	3	0.22	10	0.20	407	2	0.03	2	570	>10000	>10.0	1305	1	164
Q000855		<10	2	0.23	10	0.69	812	1	0.02	<1	520	>10000	>10.0	1110	1	265
Q000856		<10	3	0.25	10	0.89	993	1	0.03	<1	590	>10000	>10.0	1690	1	358
Q000857		<10	4	0.24	10	0.88	1000	1	0.03	<1	560	>10000	>10.0	1770	1	347
Q000858		<10	6	0.19	<10	0.75	1020	1	0.02	<1	400	>10000	>10.0	2310	1	254
Q000859		<10	2	0.24	10	0.93	849	1	0.02	1	630	>10000	7.16	737	1	293
Q000860		<10	1	0.22	10	0.84	694	1	0.03	1	500	>10000	8.81	837	1	232
Q000861		<10	2	0.24	10	0.45	600	1	0.03	1	620	9190	7.67	801	1	216

ALS Canada Ltd.
2103 Dollarton Hwy
North Vancouver BC V7H 0A7
Phone: 604 984 0221 Fax: 604 984 0218 www.alsglobal.com

To: **BRIXTON METALS CORPORATION**
#1411 - 409 GRANVILLE STREET
VANCOUVER BC V6C 1T2

Finalized Date: 6-NOV-2012
Account: BRIXMET

Project: Thorn

CERTIFICATE OF ANALYSIS WH12228848

Sample Description	Method	ME-ICP41	ME-ICP41	ME-ICP41	ME-ICP41	ME-ICP41	ME-ICP41	ME-ICP41	Cu-AA46	Pb-AA46	Zn-AA46	Ag-GRA21
	Analyte	Th	Ti	Tl	U	V	W	Zn	Cu	Pb	Zn	Ag
	Units	ppm	%	ppm	ppm	ppm	ppm	ppm	%	%	%	ppm
	LOR	20	0.01	10	10	1	10	2	0.001	0.001	0.001	5
Q000822		<20	<0.01	<10	<10	5	<10	2310				
Q000823		<20	<0.01	10	<10	5	<10	>10000		1.070	2.45	209
Q000824		<20	0.20	<10	<10	57	<10	103				
Q000825		<20	<0.01	<10	<10	5	10	>10000		1.295	2.12	162
Q000826		<20	<0.01	<10	<10	6	<10	>10000			1.365	95
Q000827		<20	<0.01	<10	<10	4	<10	1515				
Q000828		<20	<0.01	<10	<10	3	20	>10000			3.32	548
Q000829		<20	<0.01	10	<10	3	<10	>10000			1.820	277
Q000830		<20	<0.01	10	10	8	<10	>10000	1.868		4.54	
Q000831		<20	<0.01	<10	<10	4	<10	>10000			1.675	292
Q000832		<20	<0.01	<10	<10	3	10	>10000			2.81	344
Q000833		<20	<0.01	<10	<10	4	<10	>10000			1.225	
Q000834		<20	<0.01	10	<10	3	<10	5190				
Q000835		<20	<0.01	<10	<10	7	10	>10000		2.74	8.93	385
Q000836		<20	<0.01	<10	<10	13	<10	>10000			8.04	175
Q000837		<20	<0.01	<10	<10	14	<10	>10000			8.09	148
Q000838		<20	<0.01	10	<10	4	<10	>10000		1.165	4.79	93
Q000839		<20	<0.01	<10	<10	4	<10	>10000			1.845	
Q000840		<20	<0.01	10	<10	3	<10	>10000		1.135	4.21	101
Q000841		<20	<0.01	<10	<10	4	<10	>10000		1.415	4.70	119
Q000842		<20	0.15	<10	<10	50	<10	97				
Q000843		<20	<0.01	10	<10	4	<10	>10000			3.53	174
Q000844		<20	<0.01	<10	<10	4	<10	7980				112
Q000845		<20	<0.01	<10	<10	4	<10	3080				
Q000846		<20	<0.01	<10	<10	4	<10	>10000			2.07	
Q000847		<20	<0.01	10	<10	6	10	>10000		2.09	4.99	247
Q000848		<20	<0.01	10	<10	4	<10	>10000			3.26	
Q000849		<20	<0.01	<10	<10	8	<10	7900				
Q000850		<20	<0.01	<10	<10	5	10	>10000		2.18	12.95	238
Q000851		<20	<0.01	40	10	16	<10	>10000	1.254	1.480	9.45	159
Q000852		<20	<0.01	10	<10	4	<10	>10000			4.45	128
Q000853		<20	<0.01	<10	<10	5	10	>10000		1.760	13.80	299
Q000854		<20	<0.01	10	<10	4	<10	>10000		1.405	5.74	287
Q000855		<20	<0.01	<10	<10	6	<10	>10000		1.550	6.28	203
Q000856		<20	<0.01	<10	<10	8	10	>10000		2.11	7.27	239
Q000857		<20	<0.01	<10	<10	8	<10	>10000		2.18	7.38	241
Q000858		<20	<0.01	10	<10	8	<10	>10000		2.48	13.60	253
Q000859		<20	<0.01	10	<10	6	<10	>10000		1.160	2.82	119
Q000860		<20	<0.01	<10	<10	5	<10	>10000		1.190	2.26	171
Q000861		<20	<0.01	<10	<10	4	<10	>10000			2.53	177

ALS Canada Ltd.
2103 Dollarton Hwy
North Vancouver BC V7H 0A7
Phone: 604 984 0221 Fax: 604 984 0218 www.alsglobal.com

To: **BRIXTON METALS CORPORATION**
#1411 - 409 GRANVILLE STREET
VANCOUVER BC V6C 1T2

Finalized Date: 6-NOV-2012
Account: BRIXMET

Project: Thorn

CERTIFICATE OF ANALYSIS WH12228848

Sample Description	Method	WEI-21	Au-AA25	ME-ICP41	ME-ICP41	ME-ICP41	ME-ICP41	ME-ICP41	ME-ICP41	ME-ICP41	ME-ICP41	ME-ICP41	ME-ICP41	ME-ICP41	ME-ICP41	ME-ICP41
	Analyte	Recvd Wt.	Au	Ag	Al	As	B	Ba	Be	Bi	Ca	Cd	Co	Cr	Cu	Fe
	Units	kg	ppm	ppm	%	ppm	ppm	ppm	ppm	ppm	%	ppm	ppm	ppm	ppm	%
	LOR	0.02	0.01	0.2	0.01	2	10	10	0.5	2	0.01	0.5	1	1	1	0.01
Q000862		1.93	0.17	3.0	0.35	3990	<10	90	<0.5	2	0.84	59.6	4	2	25	2.26
Q000863		2.52	2.29	>100	0.30	2510	<10	30	<0.5	13	1.97	>1000	<1	1	1260	5.18
Q000864		0.30	<0.01	0.5	0.54	6	<10	70	<0.5	<2	0.81	2.3	10	11	16	2.14
Q000865		2.54	1.15	>100	0.31	3110	<10	30	<0.5	9	1.77	>1000	<1	1	1285	5.58
Q000866		2.39	0.91	>100	0.32	2580	<10	20	0.5	10	1.52	856	1	1	486	6.14
Q000867		2.39	0.69	>100	0.36	1830	<10	30	0.5	9	1.58	717	3	1	411	6.20
Q000868		2.78	0.87	>100	0.34	2670	<10	20	0.6	7	3.54	>1000	2	<1	222	5.90
Q000869		0.11	0.50	62.3	0.68	142	<10	20	<0.5	24	1.61	208	<1	13	>10000	11.80
Q000870		2.09	1.23	>100	0.35	1910	<10	40	<0.5	7	1.94	491	3	1	280	5.20
Q000871		2.23	1.05	>100	0.38	1560	<10	40	<0.5	7	1.71	459	4	1	212	4.32
Q000872		2.71	1.07	>100	0.33	1755	<10	30	<0.5	5	1.67	503	3	1	266	5.18
Q000873		2.47	1.58	>100	0.33	2200	<10	20	<0.5	10	1.55	444	5	1	407	5.46
Q000874		2.42	2.00	>100	0.34	1590	<10	30	<0.5	10	2.23	450	4	1	508	5.70
Q000875		<0.02	1.86	>100	0.36	1550	<10	30	<0.5	10	2.18	443	3	2	506	5.56
Q000876		2.28	3.01	>100	0.34	2140	<10	30	<0.5	12	2.75	548	4	1	487	6.54
Q000877		2.23	1.60	71.1	0.36	1445	<10	50	0.5	4	1.84	163.0	6	2	217	4.80
Q000878		2.29	0.56	23.4	0.38	8010	<10	20	<0.5	<2	1.03	93.3	8	2	120	3.31
Q000879		3.04	0.03	1.1	0.36	413	<10	550	<0.5	<2	1.33	3.4	3	2	6	1.00
Q000880		1.74	1.67	>100	0.35	1580	<10	10	<0.5	7	1.22	818	3	1	310	4.11
Q000881		2.80	2.63	>100	0.33	2540	<10	10	<0.5	16	0.70	985	2	1	745	6.08
Q000882		0.33	0.02	0.7	0.43	6	<10	60	<0.5	<2	0.70	3.0	10	9	22	1.89
Q000883		1.93	1.94	>100	0.36	2250	<10	10	<0.5	16	0.63	651	3	1	565	5.64
Q000884		2.62	0.60	30.2	0.37	816	<10	70	0.5	<2	2.53	100.0	6	1	81	3.47
Q000885		2.30	0.66	94.0	0.38	610	<10	50	0.6	3	3.48	147.5	4	1	216	4.33
Q000886		2.61	1.89	>100	0.29	916	<10	20	<0.5	11	2.06	>1000	<1	1	386	3.23
Q000887		1.86	2.84	>100	0.34	1345	<10	10	<0.5	19	0.78	>1000	<1	1	680	4.58
Q000888		2.11	2.32	>100	0.36	2050	<10	20	<0.5	11	1.22	444	5	2	326	4.83
Q000889		2.54	0.72	72.2	0.75	587	<10	80	0.7	4	4.58	200	4	1	141	3.70
Q000890		0.07	2.21	>100	0.29	1095	10	10	<0.5	50	1.77	474	24	14	>10000	17.0
Q000891		1.98	1.93	>100	0.38	1405	<10	20	<0.5	16	0.85	486	6	1	465	5.22
Q000892		2.76	2.22	>100	0.31	3350	<10	30	<0.5	9	1.53	>1000	2	2	151	5.95
Q000893		3.03	1.58	>100	0.38	3650	<10	20	<0.5	14	0.44	764	6	1	269	4.91
Q000894		2.31	0.52	32.1	0.38	867	<10	50	<0.5	5	1.87	379	5	1	49	3.67
Q000895		<0.02	0.52	30.1	0.37	846	<10	70	<0.5	4	1.83	367	5	2	46	3.61
Q000896		2.48	0.48	30.0	0.38	737	<10	50	<0.5	3	0.79	414	5	1	57	3.88
Q000897		2.47	1.86	>100	0.33	1830	<10	20	<0.5	13	3.23	>1000	2	1	363	6.09
Q000898		2.39	1.28	>100	0.31	1000	<10	20	<0.5	14	2.27	>1000	2	1	340	4.46
Q000899		2.35	1.89	>100	0.31	2580	<10	10	<0.5	15	1.98	>1000	2	1	452	7.23
Q000900		2.35	1.70	>100	0.35	2680	<10	20	<0.5	8	0.54	583	5	2	362	4.98
Q000901		2.48	1.89	>100	0.37	2180	<10	10	<0.5	11	1.07	>1000	4	2	301	5.55

ALS Canada Ltd.
2103 Dollarton Hwy
North Vancouver BC V7H 0A7
Phone: 604 984 0221 Fax: 604 984 0218 www.alsglobal.com

To: **BRIXTON METALS CORPORATION**
#1411 - 409 GRANVILLE STREET
VANCOUVER BC V6C 1T2

Finalized Date: 6-NOV-2012
Account: BRIXMET

Project: Thorn

CERTIFICATE OF ANALYSIS WH12228848

Sample Description	Method	ME-ICP41	ME-ICP41	ME-ICP41	ME-ICP41	ME-ICP41	ME-ICP41	ME-ICP41	ME-ICP41	ME-ICP41	ME-ICP41	ME-ICP41	ME-ICP41	ME-ICP41	ME-ICP41	ME-ICP41
	Analyte	Ga	Hg	K	La	Mg	Mn	Mo	Na	Ni	P	Pb	S	Sb	Sc	Sr
	Units	ppm	ppm	%	ppm	%	ppm	ppm	%	ppm	ppm	ppm	%	ppm	ppm	ppm
	LOR	10	1	0.01	10	0.01	5	1	0.01	1	10	2	0.01	2	1	1
Q000862		<10	1	0.26	10	0.10	224	1	0.03	1	780	594	2.51	50	1	232
Q000863		10	4	0.20	10	0.80	767	1	0.04	5	400	>10000	9.66	1020	<1	166
Q000864		<10	<1	0.07	10	0.38	261	<1	0.17	24	1640	44	0.02	2	3	75
Q000865		10	4	0.20	10	0.67	925	<1	0.05	1	480	>10000	9.99	1030	1	182
Q000866		<10	2	0.22	10	0.60	801	<1	0.05	1	410	>10000	>10.0	580	1	163
Q000867		<10	2	0.24	10	0.58	1090	<1	0.05	3	530	>10000	9.74	373	1	198
Q000868		<10	3	0.23	10	1.41	1345	<1	0.05	2	530	>10000	>10.0	827	2	328
Q000869		10	3	0.07	<10	1.67	611	40	0.04	14	380	1020	>10.0	45	1	37
Q000870		<10	1	0.23	10	0.72	858	<1	0.05	1	600	>10000	7.94	1145	1	218
Q000871		<10	1	0.25	10	0.66	575	<1	0.05	2	640	>10000	6.47	669	1	199
Q000872		<10	1	0.22	10	0.62	745	<1	0.05	2	540	8200	7.48	1040	1	172
Q000873		<10	1	0.22	10	0.52	649	<1	0.05	3	530	8480	7.70	1370	1	218
Q000874		<10	1	0.23	10	0.68	729	1	0.05	1	540	8020	7.98	1365	1	300
Q000875		<10	1	0.24	10	0.67	710	1	0.05	1	540	7890	7.78	1360	1	296
Q000876		<10	2	0.22	10	0.89	928	<1	0.05	1	560	10000	9.31	1305	1	314
Q000877		<10	<1	0.24	10	0.50	577	<1	0.06	3	590	3990	6.07	530	1	245
Q000878		<10	<1	0.26	10	0.31	583	<1	0.06	5	820	1540	3.52	235	1	150
Q000879		<10	<1	0.26	10	0.28	1870	2	0.06	1	470	76	0.48	14	1	192
Q000880		<10	3	0.23	10	0.25	515	2	0.05	2	670	>10000	7.41	1160	1	172
Q000881		<10	3	0.22	10	0.14	299	<1	0.06	1	530	>10000	>10.0	1710	<1	150
Q000882		<10	<1	0.06	10	0.39	241	<1	0.14	23	1420	62	0.03	4	2	61
Q000883		<10	2	0.24	10	0.11	238	1	0.06	<1	550	>10000	9.06	1685	<1	146
Q000884		<10	<1	0.24	20	0.77	764	<1	0.07	4	760	1930	3.90	229	1	331
Q000885		<10	<1	0.25	10	1.17	1085	1	0.07	2	690	6590	5.36	522	1	421
Q000886		<10	4	0.19	10	0.61	725	<1	0.06	<1	390	>10000	7.87	3100	1	240
Q000887		<10	4	0.22	10	0.27	378	<1	0.06	1	350	>10000	>10.0	3000	<1	117
Q000888		<10	1	0.24	10	0.43	471	<1	0.06	3	700	>10000	7.10	1260	1	190
Q000889		<10	<1	0.22	10	1.62	1060	<1	0.06	1	620	6840	4.30	387	2	479
Q000890		10	20	0.06	<10	0.78	387	34	0.02	54	380	>10000	>10.0	243	<1	35
Q000891		<10	1	0.24	10	0.25	343	1	0.07	3	640	>10000	7.61	926	1	184
Q000892		<10	3	0.20	10	0.43	893	<1	0.05	1	560	>10000	>10.0	1325	1	140
Q000893		<10	2	0.24	10	0.10	194	<1	0.07	2	720	>10000	7.58	868	1	103
Q000894		<10	1	0.23	10	0.56	501	<1	0.07	2	650	5390	4.75	275	1	271
Q000895		<10	<1	0.23	10	0.55	488	<1	0.07	2	650	5210	4.68	272	1	269
Q000896		<10	1	0.24	20	0.25	262	<1	0.08	2	620	4920	5.42	456	1	155
Q000897		<10	3	0.21	10	1.09	789	<1	0.06	2	390	>10000	>10.0	1395	1	355
Q000898		<10	3	0.20	10	0.79	856	<1	0.06	1	380	>10000	8.22	1650	1	257
Q000899		<10	3	0.19	10	0.79	916	<1	0.06	2	430	>10000	>10.0	1385	1	173
Q000900		<10	1	0.23	20	0.11	279	<1	0.07	3	600	>10000	7.38	909	1	140
Q000901		<10	2	0.22	10	0.31	652	<1	0.07	2	590	>10000	9.08	1025	1	176

ALS Canada Ltd.
2103 Dollarton Hwy
North Vancouver BC V7H 0A7
Phone: 604 984 0221 Fax: 604 984 0218 www.alsglobal.com

To: **BRIXTON METALS CORPORATION**
#1411 - 409 GRANVILLE STREET
VANCOUVER BC V6C 1T2

Finalized Date: 6-NOV-2012
Account: BRIXMET

Project: Thorn

CERTIFICATE OF ANALYSIS WH12228848

Sample Description	Method	ME-ICP41	ME-ICP41	ME-ICP41	ME-ICP41	ME-ICP41	ME-ICP41	ME-ICP41	Cu-AA46	Pb-AA46	Zn-AA46	Ag-GRA21
	Analyte	Th	Ti	Tl	U	V	W	Zn	Cu	Pb	Zn	Ag
	Units	ppm	%	ppm	ppm	ppm	ppm	ppm	%	%	%	ppm
	LOR	20	0.01	10	10	1	10	2	0.001	0.001	0.001	5
Q000862		<20	<0.01	<10	<10	4	<10	3850				
Q000863		<20	<0.01	<10	<10	6	10	>10000		2.29	9.75	263
Q000864		<20	0.14	<10	<10	46	<10	152				
Q000865		<20	<0.01	<10	<10	6	20	>10000		2.71	7.93	274
Q000866		<20	<0.01	<10	10	5	20	>10000		4.06	4.97	408
Q000867		<20	<0.01	<10	<10	6	10	>10000		1.490	4.67	220
Q000868		<20	<0.01	<10	<10	8	10	>10000		2.33	6.29	194
Q000869		<20	<0.01	<10	<10	7	10	>10000	1.891		4.29	
Q000870		<20	<0.01	<10	<10	5	10	>10000		2.78	3.06	246
Q000871		<20	<0.01	<10	<10	4	10	>10000		1.190	2.64	150
Q000872		<20	<0.01	<10	<10	4	<10	>10000			2.49	107
Q000873		<20	<0.01	<10	<10	4	10	>10000			2.06	124
Q000874		<20	<0.01	<10	<10	4	10	>10000			2.27	152
Q000875		<20	<0.01	<10	<10	4	10	>10000			2.27	152
Q000876		<20	<0.01	<10	<10	5	10	>10000		0.969	2.94	180
Q000877		<20	<0.01	<10	<10	4	<10	>10000			1.040	
Q000878		<20	<0.01	<10	<10	5	<10	7580				
Q000879		<20	<0.01	<10	<10	3	<10	263				
Q000880		<20	<0.01	<10	<10	4	<10	>10000		1.310	5.28	101
Q000881		<20	<0.01	<10	<10	3	20	>10000		2.12	5.41	227
Q000882		<20	0.12	<10	<10	38	<10	176				
Q000883		<20	<0.01	<10	<10	3	10	>10000		2.05	3.86	178
Q000884		<20	<0.01	<10	<10	5	<10	6840				
Q000885		<20	<0.01	<10	<10	5	<10	9900				
Q000886		<20	<0.01	<10	<10	5	10	>10000		3.26	9.32	216
Q000887		<20	<0.01	<10	<10	4	20	>10000		4.11	9.65	329
Q000888		<20	<0.01	<10	<10	5	10	>10000		1.545	2.21	162
Q000889		<20	<0.01	<10	<10	10	<10	>10000			1.085	
Q000890		<20	<0.01	30	<10	16	10	>10000	1.125	1.515	9.20	156
Q000891		<20	<0.01	<10	<10	5	10	>10000		1.965	2.07	228
Q000892		<20	<0.01	<10	<10	7	10	>10000		2.70	6.63	140
Q000893		<20	<0.01	<10	<10	4	<10	>10000		1.860	2.82	171
Q000894		<20	<0.01	<10	<10	5	<10	>10000			1.540	
Q000895		<20	<0.01	<10	<10	5	<10	>10000			1.505	
Q000896		<20	<0.01	<10	<10	4	<10	>10000			1.610	
Q000897		<20	<0.01	10	<10	5	10	>10000		3.41	4.82	158
Q000898		<20	<0.01	<10	<10	5	10	>10000		2.68	5.14	195
Q000899		<20	<0.01	<10	<10	7	20	>10000		5.29	6.07	292
Q000900		<20	<0.01	<10	<10	4	10	>10000		1.915	2.38	190
Q000901		<20	<0.01	<10	<10	6	10	>10000		2.49	3.95	210

ALS Canada Ltd.
2103 Dollarton Hwy
North Vancouver BC V7H 0A7
Phone: 604 984 0221 Fax: 604 984 0218 www.alsglobal.com

To: **BRIXTON METALS CORPORATION**
#1411 - 409 GRANVILLE STREET
VANCOUVER BC V6C 1T2

Finalized Date: 6-NOV-2012
Account: BRIXMET

Project: Thorn

CERTIFICATE OF ANALYSIS WH12228848

Sample Description	Method	WEI-21	Au-AA25	ME-ICP41	ME-ICP41	ME-ICP41	ME-ICP41	ME-ICP41	ME-ICP41	ME-ICP41	ME-ICP41	ME-ICP41	ME-ICP41	ME-ICP41	ME-ICP41	ME-ICP41
	Analyte	Recvd Wt.	Au	Ag	Al	As	B	Ba	Be	Bi	Ca	Cd	Co	Cr	Cu	Fe
	Units	kg	ppm	ppm	%	ppm	ppm	ppm	ppm	ppm	%	ppm	ppm	ppm	ppm	%
	LOR	0.02	0.01	0.2	0.01	2	10	10	0.5	2	0.01	0.5	1	1	1	0.01
Q000902		2.30	1.74	>100	0.35	2330	<10	20	<0.5	11	0.71	>1000	4	1	485	5.53
Q000903		2.31	1.45	>100	0.36	3110	<10	30	<0.5	8	0.65	494	6	2	510	5.44
Q000904		2.29	1.00	>100	0.38	1400	<10	50	<0.5	6	0.68	573	5	1	333	4.07
Q000905		2.33	1.20	>100	0.43	2480	<10	30	0.5	7	0.25	564	7	1	224	4.10
Q000906		0.29	<0.01	0.5	0.41	8	<10	60	<0.5	<2	0.67	1.9	9	10	11	1.87
Q000907		2.08	1.18	>100	0.38	2450	<10	10	<0.5	10	0.25	566	5	1	350	4.41
Q000908		2.42	1.22	>100	0.33	1895	<10	10	<0.5	16	0.29	898	4	1	457	5.31
Q000909		2.48	1.59	>100	0.24	3360	<10	10	<0.5	14	1.11	>1000	<1	2	379	9.32
Q000910		2.51	1.41	>100	0.35	2320	<10	10	<0.5	26	0.54	>1000	3	1	798	6.99
Q000911		2.28	0.78	>100	0.43	2150	<10	50	<0.5	9	0.50	590	4	2	587	4.40
Q000912		0.11	0.59	59.4	0.75	136	<10	20	<0.5	15	1.63	209	<1	14	>10000	12.05
Q000913		2.49	1.06	>100	0.37	1665	<10	40	<0.5	14	1.28	>1000	5	2	456	4.65
Q000914		2.54	1.35	>100	0.38	2030	<10	20	<0.5	18	1.08	>1000	4	1	557	6.10
Q000915		2.42	1.14	>100	0.38	1830	<10	30	<0.5	11	0.84	681	5	2	427	4.97
Q000916		2.28	1.91	>100	0.36	1635	<10	20	<0.5	16	1.23	>1000	3	1	621	5.26
Q000917		<0.02	1.96	>100	0.37	1655	<10	20	<0.5	16	1.25	>1000	3	1	660	5.27
Q000918		2.88	2.10	>100	0.34	1845	<10	30	<0.5	17	1.79	>1000	2	1	475	5.66
Q000919		2.11	1.09	>100	0.35	1205	<10	40	<0.5	13	1.53	555	5	2	416	4.69
Q000920		2.13	0.67	95.7	0.40	718	<10	50	<0.5	6	2.00	300	5	1	101	3.81
Q000921		2.25	0.87	>100	0.45	831	<10	20	0.5	10	3.14	>1000	4	1	233	4.17
Q000922		2.31	0.88	>100	0.40	957	<10	60	<0.5	11	3.09	670	3	1	419	3.83
Q000923		2.50	1.00	>100	0.35	942	<10	30	<0.5	11	1.94	670	4	1	283	4.17
Q000924		0.29	0.02	1.3	0.48	5	<10	60	<0.5	<2	0.79	3.6	10	11	13	2.07
Q000925		2.30	1.37	>100	0.41	850	<10	20	<0.5	16	1.24	>1000	4	2	450	4.76
Q000926		2.16	1.58	>100	0.33	940	<10	20	<0.5	16	1.29	931	5	1	504	4.93
Q000927		2.43	0.55	52.0	0.37	813	<10	40	<0.5	4	1.70	128.5	6	2	112	3.57
Q000928		2.41	0.83	>100	0.37	689	<10	40	<0.5	9	3.67	536	4	1	155	3.30
Q000929		2.24	0.45	11.1	0.50	1030	<10	40	0.5	2	1.85	42.4	6	1	21	3.86
Q000930		2.41	1.04	>100	0.40	1045	<10	40	<0.5	8	2.07	343	6	2	297	4.69
Q000931		2.29	0.51	60.4	0.52	1515	<10	60	<0.5	3	0.79	149.0	8	2	148	4.38
Q000932		0.07	2.13	>100	0.33	1160	10	10	<0.5	66	1.84	495	26	16	>10000	18.1
Q000933		2.23	0.58	>100	0.44	1100	<10	30	<0.5	12	1.01	285	7	1	206	4.44
Q000934		2.22	1.55	>100	0.45	2260	<10	20	<0.5	22	1.66	659	4	1	618	6.32
Q000935		2.26	0.57	100	0.37	1440	<10	50	<0.5	5	0.41	201	4	2	126	3.70
Q000936		2.79	1.65	>100	0.44	3020	<10	20	<0.5	19	1.96	>1000	1	1	1015	6.91
Q000937		<0.02	1.57	>100	0.35	3090	<10	20	<0.5	20	2.00	>1000	1	1	1055	6.86
Q000938		2.30	0.95	>100	0.40	1490	<10	40	<0.5	9	0.97	335	5	1	233	4.87
Q000939		2.25	1.40	>100	0.42	1160	<10	30	<0.5	14	1.22	532	4	2	742	4.85
Q000940		2.59	1.54	>100	0.37	1290	<10	20	<0.5	24	0.88	>1000	2	1	1535	5.56
Q000941		2.07	0.97	82.7	0.42	1745	<10	20	<0.5	8	0.66	215	5	2	248	4.94

ALS Canada Ltd.
2103 Dollarton Hwy
North Vancouver BC V7H 0A7
Phone: 604 984 0221 Fax: 604 984 0218 www.alsglobal.com

To: **BRIXTON METALS CORPORATION**
#1411 - 409 GRANVILLE STREET
VANCOUVER BC V6C 1T2

Finalized Date: 6-NOV-2012
Account: BRIXMET

Project: Thorn

CERTIFICATE OF ANALYSIS WH12228848

Sample Description	Method	ME-ICP41	ME-ICP41	ME-ICP41	ME-ICP41	ME-ICP41	ME-ICP41	ME-ICP41	ME-ICP41	ME-ICP41	ME-ICP41	ME-ICP41	ME-ICP41	ME-ICP41	ME-ICP41	ME-ICP41
	Analyte	Ga	Hg	K	La	Mg	Mn	Mo	Na	Ni	P	Pb	S	Sb	Sc	Sr
	Units	ppm	ppm	%	ppm	%	ppm	ppm	%	ppm	ppm	ppm	%	ppm	ppm	ppm
	LOR	10	1	0.01	10	0.01	5	1	0.01	1	10	2	0.01	2	1	1
Q000902		<10	2	0.22	10	0.12	301	1	0.07	2	550	>10000	8.75	1050	<1	165
Q000903		<10	1	0.24	10	0.11	256	1	0.07	4	460	>10000	7.77	1110	1	152
Q000904		<10	1	0.24	20	0.07	263	<1	0.07	2	700	>10000	6.41	2380	1	170
Q000905		<10	1	0.27	10	0.03	82	<1	0.09	4	770	8240	6.01	330	<1	111
Q000906		<10	<1	0.05	10	0.40	235	<1	0.14	22	1330	46	0.01	6	2	59
Q000907		<10	1	0.23	10	0.04	117	<1	0.08	2	580	>10000	6.64	599	<1	107
Q000908		<10	3	0.20	10	0.06	221	<1	0.07	2	380	>10000	8.88	841	<1	107
Q000909		<10	6	0.15	10	0.21	897	<1	0.05	<1	250	>10000	>10.0	1690	1	159
Q000910		<10	4	0.22	10	0.11	347	2	0.07	2	410	>10000	>10.0	1555	<1	120
Q000911		<10	1	0.26	10	0.10	325	<1	0.08	2	670	>10000	6.71	1350	1	104
Q000912		10	2	0.07	<10	1.75	621	36	0.04	14	390	972	>10.0	43	1	36
Q000913		<10	2	0.23	10	0.32	677	<1	0.07	3	650	>10000	7.87	1375	1	197
Q000914		<10	2	0.23	10	0.13	396	1	0.07	2	550	>10000	>10.0	1180	1	232
Q000915		<10	1	0.24	10	0.11	329	<1	0.07	2	580	>10000	7.46	972	1	191
Q000916		<10	3	0.22	10	0.37	549	<1	0.07	1	560	>10000	9.58	2760	1	186
Q000917		<10	2	0.23	10	0.38	557	<1	0.07	1	560	>10000	9.62	2850	1	186
Q000918		<10	3	0.21	10	0.62	696	<1	0.07	<1	500	>10000	>10.0	2800	1	246
Q000919		<10	1	0.23	10	0.48	481	<1	0.06	2	590	>10000	6.67	995	1	262
Q000920		<10	<1	0.25	10	0.46	451	<1	0.07	2	650	>10000	4.79	285	1	337
Q000921		<10	2	0.24	10	0.99	802	<1	0.07	2	630	>10000	6.95	583	1	488
Q000922		<10	1	0.25	10	0.89	633	<1	0.07	2	560	>10000	5.39	1135	1	408
Q000923		<10	1	0.22	10	0.66	378	<1	0.07	1	680	>10000	6.21	939	1	288
Q000924		<10	<1	0.06	10	0.35	258	<1	0.16	22	1590	107	0.04	5	3	70
Q000925		<10	2	0.25	10	0.39	302	<1	0.08	2	620	>10000	8.01	1235	1	197
Q000926		<10	1	0.20	10	0.39	267	1	0.07	4	590	>10000	7.70	1990	1	207
Q000927		<10	<1	0.22	10	0.51	282	<1	0.08	3	710	5130	4.22	671	1	294
Q000928		<10	1	0.22	10	1.19	678	<1	0.07	1	660	>10000	4.52	1150	1	548
Q000929		<10	<1	0.31	10	0.58	545	<1	0.08	5	690	555	4.38	64	2	328
Q000930		<10	<1	0.25	10	0.66	598	<1	0.08	3	640	>10000	6.46	683	1	338
Q000931		<10	<1	0.30	10	0.12	192	1	0.09	5	910	6890	5.55	227	1	193
Q000932		10	20	0.07	<10	0.82	399	36	0.02	58	400	>10000	>10.0	253	<1	37
Q000933		<10	1	0.27	10	0.22	247	<1	0.08	3	800	>10000	6.11	368	1	209
Q000934		<10	1	0.28	10	0.56	504	1	0.07	1	600	>10000	9.75	1590	1	256
Q000935		<10	1	0.21	10	0.09	128	1	0.07	3	540	9410	4.51	225	1	113
Q000936		<10	4	0.25	10	0.89	622	<1	0.05	5	530	>10000	>10.0	1505	1	191
Q000937		<10	4	0.21	<10	0.91	632	1	0.05	6	530	>10000	>10.0	1530	1	193
Q000938		<10	1	0.24	10	0.32	304	1	0.06	2	650	>10000	6.58	433	1	168
Q000939		<10	2	0.25	10	0.38	399	1	0.07	3	670	>10000	6.85	1080	1	200
Q000940		<10	4	0.22	10	0.22	553	1	0.06	1	580	>10000	9.80	1855	<1	166
Q000941		<10	1	0.27	10	0.13	350	1	0.06	4	530	8980	6.16	326	1	193

ALS Canada Ltd.
2103 Dollarton Hwy
North Vancouver BC V7H 0A7
Phone: 604 984 0221 Fax: 604 984 0218 www.alsglobal.com

To: **BRIXTON METALS CORPORATION**
#1411 - 409 GRANVILLE STREET
VANCOUVER BC V6C 1T2

Finalized Date: 6-NOV-2012
Account: BRIXMET

Project: Thorn

CERTIFICATE OF ANALYSIS WH12228848

Sample Description	Method	ME-ICP41	ME-ICP41	ME-ICP41	ME-ICP41	ME-ICP41	ME-ICP41	ME-ICP41	Cu-AA46	Pb-AA46	Zn-AA46	Ag-GRA21
	Analyte	Th	Ti	Tl	U	V	W	Zn	Cu	Pb	Zn	Ag
	Units	ppm	%	ppm	ppm	ppm	ppm	ppm	%	%	%	ppm
	LOR	20	0.01	10	10	1	10	2	0.001	0.001	0.001	5
Q000902		<20	<0.01	<10	<10	4	10	>10000		1.550	3.72	237
Q000903		<20	<0.01	<10	<10	4	10	>10000		1.390	2.09	150
Q000904		<20	<0.01	<10	<10	4	10	>10000		1.800	2.44	173
Q000905		<20	<0.01	<10	<10	5	10	>10000			2.04	110
Q000906		<20	0.11	<10	<10	38	<10	123				
Q000907		<20	<0.01	<10	<10	4	<10	>10000		1.285	2.24	189
Q000908		<20	<0.01	<10	<10	3	10	>10000		2.62	4.08	288
Q000909		<20	<0.01	10	<10	5	10	>10000		3.56	9.54	258
Q000910		<20	<0.01	<10	<10	4	20	>10000		3.25	6.25	349
Q000911		<20	<0.01	<10	<10	5	<10	>10000		1.480	2.39	124
Q000912		<20	<0.01	<10	10	8	<10	>10000	1.882		4.28	
Q000913		<20	<0.01	<10	<10	6	10	>10000		1.600	4.03	157
Q000914		<20	<0.01	<10	<10	4	10	>10000		3.83	4.44	287
Q000915		<20	<0.01	<10	<10	4	10	>10000		2.33	2.20	273
Q000916		<20	<0.01	<10	<10	5	20	>10000		4.47	5.17	395
Q000917		<20	<0.01	<10	<10	5	20	>10000		4.33	4.99	409
Q000918		<20	<0.01	<10	<10	5	20	>10000		7.51	4.86	593
Q000919		<20	<0.01	<10	<10	4	<10	>10000		1.940	1.640	184
Q000920		<20	<0.01	<10	<10	5	<10	9160		1.045		
Q000921		<20	<0.01	<10	<10	7	10	>10000		1.820	3.71	147
Q000922		<20	<0.01	<10	<10	7	10	>10000		1.875	2.04	193
Q000923		<20	<0.01	<10	<10	5	10	>10000		2.41	1.805	191
Q000924		<20	0.13	<10	<10	41	<10	110				
Q000925		<20	<0.01	<10	<10	5	20	>10000		3.53	3.36	333
Q000926		<20	<0.01	<10	<10	4	20	>10000		3.48	2.28	340
Q000927		<20	<0.01	<10	<10	5	<10	3800				
Q000928		<20	<0.01	<10	<10	6	<10	>10000		1.690	1.625	101
Q000929		<20	<0.01	<10	<10	6	<10	3420				
Q000930		<20	<0.01	<10	<10	6	<10	>10000		2.40	1.085	196
Q000931		<20	<0.01	<10	<10	6	<10	4830				
Q000932		<20	<0.01	30	<10	18	<10	>10000	1.113	1.450	8.35	143
Q000933		<20	<0.01	<10	<10	5	<10	9600		2.11		123
Q000934		<20	<0.01	<10	<10	5	20	>10000		5.98	2.08	474
Q000935		<20	<0.01	<10	<10	4	<10	8330				101
Q000936		<20	<0.01	<10	<10	6	20	>10000		5.68	6.05	541
Q000937		<20	<0.01	<10	<10	6	20	>10000		5.65	6.20	531
Q000938		<20	<0.01	<10	<10	4	10	>10000		1.925	1.700	165
Q000939		<20	<0.01	<10	<10	5	10	>10000		2.42	2.12	401
Q000940		<20	<0.01	<10	<10	5	20	>10000		3.98	5.39	445
Q000941		<20	<0.01	<10	<10	4	<10	9010				

ALS Canada Ltd.
2103 Dollarton Hwy
North Vancouver BC V7H 0A7
Phone: 604 984 0221 Fax: 604 984 0218 www.alsglobal.com

To: **BRIXTON METALS CORPORATION**
#1411 - 409 GRANVILLE STREET
VANCOUVER BC V6C 1T2

Finalized Date: 6-NOV-2012
Account: BRIXMET

Project: Thorn

CERTIFICATE OF ANALYSIS WH12228848

Sample Description	Method	WEI-21	Au-AA25	ME-ICP41	ME-ICP41	ME-ICP41	ME-ICP41	ME-ICP41	ME-ICP41	ME-ICP41	ME-ICP41	ME-ICP41	ME-ICP41	ME-ICP41	ME-ICP41	ME-ICP41
	Analyte	Recvd Wt.	Au	Ag	Al	As	B	Ba	Be	Bi	Ca	Cd	Co	Cr	Cu	Fe
	Units	kg	ppm	ppm	%	ppm	ppm	ppm	ppm	ppm	%	ppm	ppm	ppm	ppm	%
	LOR	0.02	0.01	0.2	0.01	2	10	10	0.5	2	0.01	0.5	1	1	1	0.01
Q000942		0.25	0.01	1.6	0.49	8	<10	60	<0.5	<2	0.75	4.6	9	10	16	1.95
Q000943		2.31	0.85	>100	0.43	980	<10	40	<0.5	7	1.05	191.5	5	1	761	3.73
Q000944		2.38	0.54	32.0	0.39	1200	<10	20	<0.5	3	0.57	97.3	5	2	150	3.99
Q000945		1.96	0.21	6.6	0.47	1625	<10	20	<0.5	3	1.10	40.0	5	1	15	3.28
Q000946		1.98	0.17	8.7	0.48	596	<10	40	<0.5	2	1.03	41.9	5	1	16	2.30
Q000947		0.11	0.48	58.0	0.72	138	<10	20	<0.5	5	1.55	210	<1	13	>10000	11.85
Q000948		2.29	0.47	36.5	0.39	538	<10	20	<0.5	2	1.92	209	5	1	81	4.20
Q000949		2.12	1.37	>100	0.46	1220	<10	30	<0.5	11	0.64	452	5	2	220	4.61
Q000950		2.48	1.45	>100	0.40	926	<10	20	<0.5	23	1.91	>1000	2	1	2140	5.75
Q000951		2.65	0.95	>100	0.43	1310	<10	30	<0.5	3	0.74	194.5	7	1	174	5.06
Q000952		2.18	1.88	>100	0.43	1305	<10	30	<0.5	12	2.62	>1000	4	2	348	4.92
Q000953		2.19	0.26	9.6	0.41	506	<10	40	<0.5	<2	1.00	41.0	6	2	21	3.37
Q000954		2.43	1.68	>100	0.41	2110	<10	20	<0.5	14	1.35	>1000	3	1	343	4.59
Q000955		2.20	0.58	>100	0.41	708	<10	30	<0.5	4	1.58	161.5	4	1	97	3.04
Q000956		<0.02	0.57	>100	0.48	694	<10	30	<0.5	4	1.56	149.5	3	1	90	3.01
Q000957		2.24	0.26	22.3	0.43	997	<10	30	<0.5	2	0.67	85.6	5	1	73	3.06
Q000958		2.19	0.11	5.3	0.49	216	<10	90	<0.5	<2	0.86	19.4	4	1	11	2.56
Q000959		2.74	0.78	>100	0.40	1030	<10	50	<0.5	9	0.45	959	3	1	1055	4.18
Q000960		1.83	0.70	72.0	0.54	890	<10	50	<0.5	4	1.27	140.0	4	1	176	4.42
Q000961		2.30	0.48	16.6	0.45	2150	<10	70	<0.5	2	1.29	118.5	5	1	100	2.73
Q000962		2.14	0.20	6.3	0.56	4680	<10	100	0.5	3	1.79	73.0	5	1	36	2.69
Q000963		0.22	0.01	0.4	0.52	10	<10	60	<0.5	2	0.80	0.9	9	12	13	2.08
Q000964		2.31	0.05	1.2	0.53	4800	<10	120	0.6	2	1.90	3.1	4	2	12	2.15
Q000965		2.50	1.44	>100	0.44	1370	<10	20	<0.5	21	0.57	>1000	3	1	548	5.57
Q000966		2.44	1.66	>100	0.47	1420	<10	20	<0.5	14	0.86	785	5	1	468	5.81
Q000967		2.22	1.45	>100	0.48	1805	<10	20	<0.5	13	0.29	923	3	1	488	5.64
Q000968		0.07	2.11	>100	0.33	1145	<10	10	<0.5	48	1.75	491	24	15	>10000	18.1
Q000969		2.63	1.68	>100	0.40	2800	<10	20	<0.5	21	0.31	625	5	1	606	6.42
Q000970		2.33	1.95	>100	0.48	2290	<10	10	<0.5	19	0.43	>1000	3	1	526	6.86
Q000971		2.25	1.05	>100	0.41	1250	<10	80	<0.5	8	1.08	323	4	1	214	3.90
Q000972		2.58	1.81	>100	0.45	1190	<10	60	<0.5	19	0.71	983	4	1	430	5.62
Q000973		<0.02	1.84	>100	0.43	1250	<10	60	<0.5	22	0.73	>1000	4	<1	459	5.78
Q000974		2.33	1.46	>100	0.45	1745	<10	60	<0.5	10	0.63	606	6	1	273	4.71
Q000975		2.26	1.47	>100	0.46	1535	<10	40	<0.5	9	0.41	343	5	1	789	5.67
Q000976		2.68	2.16	>100	0.48	1610	<10	50	<0.5	11	0.98	310	6	1	1135	6.78
Q000977		2.15	0.66	51.8	0.45	1055	<10	40	<0.5	<2	1.48	139.5	4	1	204	4.41
Q000978		0.38	0.01	1.1	0.75	9	<10	90	<0.5	<2	0.95	1.8	10	12	17	2.42
Q000979		2.20	0.07	2.3	0.41	265	<10	70	<0.5	<2	0.90	8.1	5	1	11	3.86
Q000980		2.27	1.28	90.4	0.43	1470	<10	60	<0.5	3	0.46	181.0	5	1	336	4.64
Q000981		2.46	0.62	12.3	0.46	2070	<10	30	<0.5	<2	0.43	139.5	5	1	109	3.89

ALS Canada Ltd.
2103 Dollarton Hwy
North Vancouver BC V7H 0A7
Phone: 604 984 0221 Fax: 604 984 0218 www.alsglobal.com

To: **BRIXTON METALS CORPORATION**
#1411 - 409 GRANVILLE STREET
VANCOUVER BC V6C 1T2

Finalized Date: 6-NOV-2012
Account: BRIXMET

Project: Thorn

CERTIFICATE OF ANALYSIS WH12228848

Sample Description	Method	ME-ICP41	ME-ICP41	ME-ICP41	ME-ICP41	ME-ICP41	ME-ICP41	ME-ICP41	ME-ICP41	ME-ICP41	ME-ICP41	ME-ICP41	ME-ICP41	ME-ICP41	ME-ICP41	ME-ICP41
	Analyte	Ga	Hg	K	La	Mg	Mn	Mo	Na	Ni	P	Pb	S	Sb	Sc	Sr
	Units	ppm	ppm	%	ppm	%	ppm	ppm	%	ppm	ppm	ppm	%	ppm	ppm	ppm
	LOR	10	1	0.01	10	0.01	5	1	0.01	1	10	2	0.01	2	1	1
Q000942		<10	<1	0.06	10	0.29	235	<1	0.14	19	1600	139	0.03	8	2	68
Q000943		<10	<1	0.26	10	0.23	658	1	0.07	2	610	6840	4.38	948	1	272
Q000944		<10	<1	0.24	10	0.12	370	1	0.07	3	600	2790	4.58	168	1	174
Q000945		<10	<1	0.27	10	0.09	411	1	0.07	2	750	815	3.64	32	1	256
Q000946		<10	<1	0.28	10	0.12	387	1	0.07	1	760	1050	2.58	19	1	258
Q000947		<10	3	0.06	<10	1.63	604	37	0.03	14	380	928	>10.0	50	1	37
Q000948		<10	1	0.24	10	0.61	614	1	0.06	3	510	4080	4.74	210	1	368
Q000949		<10	1	0.30	10	0.14	214	<1	0.05	4	660	>10000	6.56	523	1	145
Q000950		<10	4	0.24	10	0.67	689	1	0.06	1	590	>10000	9.49	3020	1	264
Q000951		<10	1	0.26	10	0.16	214	1	0.08	3	750	7350	6.43	427	1	200
Q000952		<10	2	0.26	10	0.78	686	1	0.05	3	570	>10000	7.80	1635	1	327
Q000953		<10	<1	0.25	10	0.19	272	<1	0.06	4	720	625	3.80	135	1	260
Q000954		<10	3	0.25	10	0.43	558	<1	0.05	3	580	>10000	8.33	3350	1	267
Q000955		<10	1	0.25	10	0.09	282	<1	0.06	1	590	7190	3.83	696	<1	504
Q000956		<10	1	0.29	10	0.10	285	<1	0.06	2	590	6650	3.75	687	<1	512
Q000957		<10	<1	0.25	10	0.07	208	<1	0.07	2	880	2590	3.70	248	1	215
Q000958		<10	<1	0.29	10	0.16	506	1	0.06	1	750	507	2.86	50	1	217
Q000959		<10	1	0.25	10	0.06	243	<1	0.06	<1	720	>10000	6.63	1570	<1	140
Q000960		<10	1	0.34	10	0.27	869	4	0.06	2	590	8830	5.08	269	1	233
Q000961		<10	<1	0.27	10	0.33	1020	1	0.06	2	970	1970	3.28	103	1	288
Q000962		<10	<1	0.32	10	0.56	3810	1	0.07	5	450	1310	2.51	44	2	347
Q000963		<10	<1	0.06	10	0.31	267	<1	0.14	22	1640	29	0.01	<2	3	71
Q000964		<10	<1	0.32	10	0.65	5170	<1	0.07	3	490	114	1.42	12	2	349
Q000965		<10	2	0.27	10	0.12	764	1	0.06	2	630	>10000	8.86	725	1	136
Q000966		<10	2	0.27	10	0.22	745	1	0.07	2	760	>10000	8.51	1220	1	209
Q000967		<10	3	0.28	10	0.05	176	1	0.06	3	520	>10000	8.97	948	<1	114
Q000968		10	21	0.06	<10	0.78	391	36	0.01	56	380	>10000	>10.0	253	<1	36
Q000969		<10	1	0.24	10	0.04	132	6	0.06	4	580	>10000	9.19	740	<1	116
Q000970		<10	2	0.28	10	0.05	233	1	0.06	2	710	>10000	>10.0	987	<1	141
Q000971		<10	<1	0.24	10	0.15	468	1	0.08	<1	630	>10000	5.06	682	1	304
Q000972		<10	3	0.26	10	0.15	438	1	0.08	<1	710	>10000	9.93	1430	1	190
Q000973		<10	3	0.25	10	0.15	451	<1	0.08	1	720	>10000	>10.0	1420	1	193
Q000974		<10	2	0.27	10	0.14	357	<1	0.08	2	770	>10000	6.97	940	1	163
Q000975		<10	1	0.27	10	0.09	211	1	0.08	2	600	>10000	7.73	1230	1	130
Q000976		<10	2	0.28	10	0.13	463	2	0.09	2	690	>10000	9.19	1735	1	237
Q000977		<10	<1	0.28	10	0.37	970	1	0.08	2	540	5460	5.09	430	1	346
Q000978		<10	<1	0.10	10	0.41	292	<1	0.22	22	1790	107	0.07	10	3	105
Q000979		<10	<1	0.24	10	0.25	751	<1	0.08	<1	710	215	4.37	64	1	214
Q000980		<10	1	0.26	10	0.08	325	1	0.08	2	630	6900	5.97	468	1	149
Q000981		<10	<1	0.28	10	0.05	242	<1	0.08	2	790	1410	4.72	157	1	133

ALS Canada Ltd.
2103 Dollarton Hwy
North Vancouver BC V7H 0A7
Phone: 604 984 0221 Fax: 604 984 0218 www.alsglobal.com

To: **BRIXTON METALS CORPORATION**
#1411 - 409 GRANVILLE STREET
VANCOUVER BC V6C 1T2

Finalized Date: 6-NOV-2012
Account: BRIXMET

Project: Thorn

CERTIFICATE OF ANALYSIS WH12228848

Sample Description	Method	ME-ICP41	ME-ICP41	ME-ICP41	ME-ICP41	ME-ICP41	ME-ICP41	ME-ICP41	Cu-AA46	Pb-AA46	Zn-AA46	Ag-GRA21
	Analyte	Th	Ti	Tl	U	V	W	Zn	Cu	Pb	Zn	Ag
	Units	ppm	%	ppm	ppm	ppm	ppm	ppm	%	%	%	ppm
	LOR	20	0.01	10	10	1	10	2	0.001	0.001	0.001	5
Q000942		<20	0.13	<10	<10	41	<10	194				
Q000943		<20	<0.01	<10	<10	4	<10	7280				123
Q000944		<20	<0.01	<10	<10	3	<10	5450				
Q000945		<20	<0.01	<10	<10	4	<10	3450				
Q000946		<20	<0.01	<10	<10	3	<10	3030				
Q000947		<20	<0.01	<10	<10	10	<10	>10000	1.919		4.43	
Q000948		<20	<0.01	<10	<10	4	<10	7090				
Q000949		<20	<0.01	<10	<10	5	10	>10000		1.815	2.11	156
Q000950		<20	<0.01	<10	<10	5	20	>10000		4.87	4.05	773
Q000951		<20	<0.01	<10	<10	4	<10	>10000			1.055	111
Q000952		<20	<0.01	10	<10	7	10	>10000		3.33	3.43	345
Q000953		<20	<0.01	<10	<10	4	<10	3520				
Q000954		<20	<0.01	<10	<10	5	20	>10000		5.39	4.93	407
Q000955		<20	<0.01	<10	<10	3	<10	8660				106
Q000956		<20	<0.01	<10	<10	3	<10	8020				107
Q000957		<20	<0.01	<10	<10	3	<10	6650				
Q000958		<20	<0.01	<10	<10	4	<10	2020				
Q000959		<20	<0.01	<10	<10	3	20	>10000		2.34	2.74	445
Q000960		<20	<0.01	<10	<10	5	<10	6040				
Q000961		<20	<0.01	<10	<10	4	<10	>10000			1.040	
Q000962		<20	<0.01	<10	<10	11	<10	5420				
Q000963		<20	0.14	<10	<10	47	<10	87				
Q000964		<20	<0.01	<10	<10	16	<10	757				
Q000965		<20	<0.01	10	<10	5	10	>10000		2.63	3.74	368
Q000966		<20	<0.01	10	<10	6	10	>10000		2.13	2.84	402
Q000967		<20	<0.01	<10	<10	5	10	>10000		2.60	3.83	271
Q000968		<20	<0.01	20	<10	19	20	>10000	1.227	1.530	9.03	160
Q000969		<20	<0.01	<10	<10	4	20	>10000		2.34	2.34	243
Q000970		<20	<0.01	<10	<10	5	10	>10000		3.70	3.93	356
Q000971		<20	<0.01	<10	<10	3	10	>10000		1.375	1.240	144
Q000972		<20	<0.01	10	<10	4	20	>10000		5.06	4.95	405
Q000973		<20	<0.01	10	<10	4	20	>10000		5.31	4.81	432
Q000974		<20	<0.01	10	<10	5	10	>10000		1.670	2.37	146
Q000975		<20	<0.01	<10	<10	5	10	>10000		1.780	1.260	199
Q000976		<20	<0.01	<10	<10	5	10	>10000		1.940	1.385	210
Q000977		<20	<0.01	<10	<10	4	<10	4520				
Q000978		<20	0.14	<10	<10	49	<10	110				
Q000979		<20	<0.01	<10	<10	4	<10	2620				
Q000980		<20	<0.01	<10	<10	4	<10	7470				
Q000981		<20	<0.01	<10	<10	4	<10	>10000			1.005	

ALS Canada Ltd.
2103 Dollarton Hwy
North Vancouver BC V7H 0A7
Phone: 604 984 0221 Fax: 604 984 0218 www.alsglobal.com

To: **BRIXTON METALS CORPORATION**
#1411 - 409 GRANVILLE STREET
VANCOUVER BC V6C 1T2

Finalized Date: 14-NOV-2012
Account: BRIXMET

CERTIFICATE WH12228849

Project: Thorn

P.O. No.: THN12-84 Batch #10

This report is for 183 Drill Core samples submitted to our lab in Whitehorse, YT, Canada on 19-OCT-2012.

The following have access to data associated with this certificate:

MATT CARTER	SORIN POSESCU	GARY THOMPSON

SAMPLE PREPARATION

ALS CODE	DESCRIPTION
WEI-21	Received Sample Weight
LOG-22	Sample login - Rcd w/o BarCode
LOG-23	Pulp Login - Rcvd with Barcode
SPL-21d	Split sample - duplicate
PUL-31d	Pulverize Split - duplicate
CRU-QC	Crushing QC Test
PUL-QC	Pulverizing QC Test
CRU-31	Fine crushing - 70% <2mm
SPL-22Y	Split Sample - Boyd Rotary Splitter
PUL-31	Pulverize split to 85% <75 um
LOG-22d	Sample login - Rcd w/o BarCode dup

ANALYTICAL PROCEDURES

ALS CODE	DESCRIPTION	INSTRUMENT
ME-ICP41	35 Element Aqua Regia ICP-AES	ICP-AES
Cu-AA46	Ore grade Cu - aqua regia/AA	AAS
Pb-AA46	Ore grade Pb - aqua regia/AA	AAS
Zn-AA46	Ore grade Zn - aqua regia/AA	AAS
Ag-GRA21	Ag 30g FA-GRAV finish	WST-SIM
Au-AA25	Ore Grade Au 30g FA AA finish	AAS

To: **BRIXTON METALS CORPORATION**
ATTN: SORIN POSESCU
#1411 - 409 GRANVILLE STREET
VANCOUVER BC V6C 1T2

This is the Final Report and supersedes any preliminary report with this certificate number. Results apply to samples as submitted. All pages of this report have been checked and approved for release.

Signature:

Colin Ramshaw, Vancouver Laboratory Manager

ALS Canada Ltd.
2103 Dollarton Hwy
North Vancouver BC V7H 0A7
Phone: 604 984 0221 Fax: 604 984 0218 www.alsglobal.com

To: **BRIXTON METALS CORPORATION**
#1411 - 409 GRANVILLE STREET
VANCOUVER BC V6C 1T2

Finalized Date: 14-NOV-2012
Account: BRIXMET

Project: Thorn

CERTIFICATE OF ANALYSIS WH12228849

Sample Description	Method	WEI-21	Au-AA25	ME-ICP41	ME-ICP41	ME-ICP41	ME-ICP41	ME-ICP41	ME-ICP41	ME-ICP41	ME-ICP41	ME-ICP41	ME-ICP41	ME-ICP41	ME-ICP41	ME-ICP41
	Analyte	Recvd Wt.	Au	Ag	Al	As	B	Ba	Be	Bi	Ca	Cd	Co	Cr	Cu	Fe
	Units	kg	ppm	ppm	%	ppm	ppm	ppm	ppm	ppm	%	ppm	ppm	ppm	ppm	%
	LOR	0.02	0.01	0.2	0.01	2	10	10	0.5	2	0.01	0.5	1	1	1	0.01
Q000982		2.26	0.53	20.2	0.49	1770	<10	30	<0.5	<2	0.28	101.0	5	2	39	4.99
Q000983		2.28	2.08	>100	0.51	2340	<10	20	<0.5	13	0.77	737	3	1	564	6.80
Q000984		2.08	0.69	>100	0.50	1040	<10	20	<0.5	2	0.58	860	4	2	135	5.07
Q000985		2.34	1.20	>100	0.50	1525	<10	30	<0.5	8	1.02	465	6	1	449	4.78
Q000986		0.07	0.50	57.6	0.70	150	<10	10	<0.5	11	1.64	216	<1	13	>10000	12.05
Q000987		2.14	1.58	>100	0.41	1495	<10	20	<0.5	6	0.35	182.0	7	1	319	4.96
Q000988		2.28	0.87	51.2	0.51	2390	<10	20	0.5	3	0.42	125.5	6	1	204	4.36
Q000989		2.36	0.91	40.0	0.44	1735	<10	20	<0.5	3	0.40	134.5	7	2	143	3.55
Q000990		2.11	0.43	10.7	0.53	2950	<10	40	<0.5	3	0.50	172.0	5	2	66	2.67
Q000991		2.21	0.25	4.7	0.55	3700	<10	70	<0.5	2	0.49	59.8	7	2	27	2.68
Q000992		2.23	0.56	28.4	0.50	2910	<10	20	<0.5	4	0.52	104.5	8	2	80	4.83
Q000993		2.26	0.50	25.1	0.47	5140	<10	20	0.5	2	0.62	167.5	6	1	102	3.81
Q000994		2.27	0.07	2.9	0.52	2940	<10	20	0.6	<2	0.62	20.0	6	1	25	4.05
Q000995		<0.02	0.06	2.4	0.37	2430	<10	20	<0.5	2	0.50	17.4	4	1	20	3.41
Q000996		2.26	0.12	3.2	0.51	945	<10	20	0.5	2	0.59	29.3	6	2	22	3.93
Q000997		2.21	0.02	2.1	0.33	3080	<10	20	<0.5	2	0.57	21.6	5	1	38	2.52
Q000998		2.26	<0.01	<0.2	0.51	375	<10	30	0.5	<2	1.99	0.8	6	2	32	3.01
Q000999		2.11	<0.01	0.6	0.37	736	<10	20	<0.5	<2	0.77	8.4	6	2	21	3.20
Q001000		2.36	<0.01	<0.2	0.47	211	<10	60	0.5	2	1.94	3.1	8	2	30	3.06
Q001001		2.31	0.01	1.2	0.40	649	<10	40	<0.5	<2	1.59	5.3	7	2	12	3.69
Q001002		2.34	0.24	27.8	0.53	1295	<10	30	0.5	2	0.59	31.5	7	2	72	4.17
Q001003		2.14	0.47	37.7	0.42	5250	<10	30	<0.5	2	0.20	26.5	7	2	95	3.73
Q001004		2.16	0.28	16.2	0.52	6250	<10	30	<0.5	<2	0.26	22.2	8	1	34	3.48
Q001005		2.40	0.63	>100	0.50	2660	<10	40	0.5	6	0.40	107.0	6	1	219	4.55
Q001006		2.00	0.63	88.1	0.56	2010	<10	30	<0.5	4	0.45	98.0	6	1	170	4.15
Q001007		2.15	0.63	>100	0.70	1765	<10	30	<0.5	7	0.28	79.3	4	1	236	4.78
Q001008		2.54	0.64	>100	0.72	1260	<10	40	0.5	5	0.41	77.9	7	1	204	5.05
Q001009		0.11	<0.01	2.9	1.14	45	<10	150	<0.5	<2	1.31	2.4	14	14	60	3.19
Q001010		2.17	1.06	>100	0.67	1250	<10	20	0.6	7	0.55	114.0	7	1	328	6.15
Q001011		2.10	0.79	32.9	0.56	741	<10	40	<0.5	4	0.68	270	4	2	1080	4.38
Q001012		2.22	0.81	64.8	0.70	986	<10	30	0.5	8	0.64	273	4	2	4660	5.68
Q001013		2.36	0.31	>100	0.54	1930	<10	20	<0.5	5	0.83	315	4	2	549	4.64
Q001014		0.06	2.19	>100	0.31	1205	<10	10	<0.5	53	1.71	515	22	15	>10000	17.5
Q001015		2.09	0.50	>100	0.63	1070	<10	20	0.5	8	0.82	250	5	1	936	5.44
Q001016		2.45	0.66	>100	0.57	1170	<10	30	<0.5	7	0.36	286	4	2	505	5.75
Q001017		2.41	0.31	45.6	0.63	2700	<10	30	0.5	3	0.50	39.8	6	1	87	3.89
Q001018		<0.02	0.30	41.4	0.54	2640	<10	30	<0.5	3	0.48	35.4	5	1	82	3.55
Q001019		1.97	0.30	78.6	0.61	1270	<10	30	0.5	2	0.42	52.3	6	2	154	2.93
Q001020		2.07	0.35	23.9	0.60	1370	<10	40	<0.5	<2	0.58	11.7	5	1	57	3.34
Q001021		2.44	0.15	30.5	0.66	637	<10	40	<0.5	2	0.61	24.3	5	2	82	3.01

ALS Canada Ltd.
2103 Dollarton Hwy
North Vancouver BC V7H 0A7
Phone: 604 984 0221 Fax: 604 984 0218 www.alsglobal.com

To: **BRIXTON METALS CORPORATION**
#1411 - 409 GRANVILLE STREET
VANCOUVER BC V6C 1T2

Finalized Date: 14-NOV-2012
Account: BRIXMET

Project: Thorn

CERTIFICATE OF ANALYSIS WH12228849

Sample Description	Method	ME-ICP41	ME-ICP41	ME-ICP41	ME-ICP41	ME-ICP41	ME-ICP41	ME-ICP41	ME-ICP41	ME-ICP41	ME-ICP41	ME-ICP41	ME-ICP41	ME-ICP41	ME-ICP41	ME-ICP41
	Analyte	Ga	Hg	K	La	Mg	Mn	Mo	Na	Ni	P	Pb	S	Sb	Sc	Sr
	Units	ppm	ppm	%	ppm	%	ppm	ppm	%	ppm	ppm	ppm	%	ppm	ppm	ppm
	LOR	10	1	0.01	10	0.01	5	1	0.01	1	10	2	0.01	2	1	1
Q000982		<10	2	0.29	10	0.04	115	<1	0.07	5	770	1610	6.78	35	<1	105
Q000983		<10	3	0.31	10	0.07	463	1	0.08	4	700	>10000	>10.0	1320	<1	272
Q000984		<10	3	0.29	10	0.09	537	<1	0.08	2	710	>10000	8.28	661	1	134
Q000985		<10	<1	0.31	10	0.26	780	1	0.08	6	750	>10000	6.94	980	1	353
Q000986		10	3	0.07	<10	1.69	600	36	0.03	15	380	937	>10.0	40	2	37
Q000987		<10	<1	0.27	10	0.09	275	1	0.07	4	690	>10000	6.62	381	1	152
Q000988		<10	<1	0.32	10	0.10	384	1	0.07	4	780	5810	5.30	175	1	182
Q000989		<10	<1	0.29	10	0.10	321	1	0.07	3	780	3830	4.24	128	1	147
Q000990		<10	<1	0.32	10	0.17	510	1	0.07	4	800	1635	3.24	49	1	173
Q000991		<10	1	0.29	10	0.23	600	1	0.06	6	800	452	2.96	28	1	152
Q000992		<10	<1	0.34	10	0.13	591	<1	0.07	5	720	3010	6.02	45	1	145
Q000993		<10	<1	0.31	10	0.15	989	2	0.08	4	780	2480	4.61	66	1	196
Q000994		<10	<1	0.33	10	0.19	929	2	0.09	3	570	329	4.83	24	1	188
Q000995		<10	<1	0.24	10	0.14	728	<1	0.06	2	480	264	4.00	20	1	156
Q000996		<10	<1	0.34	10	0.14	745	2	0.08	3	780	340	4.69	13	1	164
Q000997		<10	<1	0.22	10	0.11	840	<1	0.04	2	530	442	3.10	46	1	122
Q000998		<10	<1	0.32	10	0.44	4490	<1	0.08	3	790	54	3.32	16	2	346
Q000999		<10	<1	0.25	10	0.15	2560	<1	0.04	3	630	152	3.76	16	1	216
Q001000		<10	<1	0.29	10	0.63	4010	<1	0.07	4	780	75	3.40	20	2	614
Q001001		<10	<1	0.26	10	0.45	3220	<1	0.06	2	670	119	4.18	17	2	522
Q001002		<10	<1	0.34	10	0.14	685	1	0.08	2	790	1200	5.01	73	1	177
Q001003		<10	<1	0.28	10	0.03	117	1	0.07	5	690	842	4.35	96	1	94
Q001004		<10	<1	0.34	10	0.04	178	<1	0.07	4	790	1970	3.96	74	1	281
Q001005		<10	1	0.33	10	0.10	381	1	0.07	3	790	3820	6.17	306	1	129
Q001006		<10	1	0.35	10	0.14	454	2	0.07	2	750	3140	5.20	275	1	132
Q001007		<10	<1	0.28	10	0.25	397	1	0.07	2	650	3660	6.12	265	1	117
Q001008		<10	1	0.35	10	0.23	453	2	0.08	4	780	4320	6.25	137	1	148
Q001009		<10	<1	0.19	20	0.59	399	<1	0.34	32	2040	121	0.16	6	4	162
Q001010		<10	<1	0.38	10	0.18	418	1	0.09	3	780	4720	7.96	214	1	170
Q001011		<10	1	0.31	10	0.22	799	3	0.07	3	720	4740	5.64	1055	1	169
Q001012		<10	2	0.34	10	0.26	777	3	0.07	1	710	8910	8.82	3400	1	169
Q001013		<10	2	0.30	10	0.31	848	1	0.07	2	680	>10000	7.37	532	1	220
Q001014		10	22	0.06	<10	0.75	396	38	0.01	58	410	>10000	>10.0	266	<1	36
Q001015		<10	1	0.34	10	0.29	759	2	0.07	2	730	8020	7.84	1020	1	272
Q001016		<10	2	0.29	10	0.16	423	2	0.06	2	620	>10000	8.64	665	1	113
Q001017		<10	<1	0.36	10	0.16	482	2	0.07	2	770	3690	4.40	120	1	450
Q001018		<10	<1	0.31	10	0.14	458	2	0.07	3	750	3320	4.03	110	1	344
Q001019		<10	1	0.33	10	0.12	342	2	0.07	3	790	4220	3.44	206	1	159
Q001020		<10	<1	0.29	10	0.24	736	1	0.06	1	640	560	3.55	88	1	152
Q001021		<10	<1	0.31	10	0.28	718	1	0.07	3	570	1045	3.30	142	1	212

ALS Canada Ltd.
2103 Dollarton Hwy
North Vancouver BC V7H 0A7
Phone: 604 984 0221 Fax: 604 984 0218 www.alsglobal.com

To: **BRIXTON METALS CORPORATION**
#1411 - 409 GRANVILLE STREET
VANCOUVER BC V6C 1T2

Finalized Date: 14-NOV-2012
Account: BRIXMET

Project: Thorn

CERTIFICATE OF ANALYSIS WH12228849

Sample Description	Method	ME-ICP41	ME-ICP41	ME-ICP41	ME-ICP41	ME-ICP41	ME-ICP41	ME-ICP41	Cu-AA46	Pb-AA46	Zn-AA46	Ag-GRA21
	Analyte	Th	Ti	Tl	U	V	W	Zn	Cu	Pb	Zn	Ag
	Units	ppm	%	ppm	ppm	ppm	ppm	ppm	%	%	%	ppm
	LOR	20	0.01	10	10	1	10	2	0.001	0.001	0.001	5
Q000982		<20	<0.01	<10	<10	5	<10	>10000			1.290	
Q000983		<20	<0.01	10	<10	5	20	>10000		6.64	3.74	367
Q000984		<20	<0.01	10	<10	5	<10	>10000		1.485	3.37	82
Q000985		<20	<0.01	10	<10	6	<10	>10000		1.455	1.635	120
Q000986		<20	<0.01	10	10	8	<10	>10000	1.906		4.52	
Q000987		<20	<0.01	<10	<10	4	20	5470		1.440		105
Q000988		<20	<0.01	<10	<10	5	20	4300				
Q000989		<20	<0.01	<10	<10	4	20	4310				
Q000990		<20	<0.01	<10	<10	5	50	9320				
Q000991		<20	<0.01	<10	<10	7	30	7050				
Q000992		<20	<0.01	<10	<10	5	30	5800				
Q000993		<20	<0.01	<10	<10	6	60	>10000			1.070	
Q000994		<20	<0.01	<10	<10	6	20	5010				
Q000995		<20	<0.01	<10	<10	5	20	4190				
Q000996		<20	<0.01	<10	<10	6	10	3300				
Q000997		<20	<0.01	<10	<10	5	20	4790				
Q000998		<20	<0.01	10	<10	11	<10	283				
Q000999		<20	<0.01	10	<10	7	10	2410				
Q001000		<20	<0.01	<10	<10	12	<10	490				
Q001001		<20	<0.01	<10	<10	9	<10	1290				
Q001002		<20	<0.01	<10	<10	5	20	5070				
Q001003		<20	<0.01	10	<10	4	20	5360				
Q001004		<20	<0.01	10	<10	5	10	3630				
Q001005		<20	<0.01	<10	<10	5	10	>10000			1.440	124
Q001006		<20	<0.01	<10	<10	5	60	>10000			1.035	
Q001007		<20	<0.01	10	<10	8	10	>10000			1.580	164
Q001008		<20	<0.01	10	<10	7	60	>10000			1.035	114
Q001009		<20	0.19	<10	<10	62	<10	302				
Q001010		<20	<0.01	10	<10	7	50	9870				119
Q001011		<20	<0.01	<10	<10	5	<10	>10000			1.915	
Q001012		<20	<0.01	<10	10	7	<10	>10000			3.24	
Q001013		<20	<0.01	<10	<10	5	<10	>10000		1.465	3.14	126
Q001014		<20	<0.01	30	10	15	10	>10000	1.269	1.500	8.88	148
Q001015		<20	<0.01	<10	<10	6	10	>10000			1.695	260
Q001016		<20	<0.01	<10	<10	5	10	>10000		1.475	2.32	214
Q001017		<20	<0.01	<10	<10	6	<10	3660				
Q001018		<20	<0.01	<10	<10	5	<10	3340				
Q001019		<20	<0.01	<10	<10	5	<10	3950				
Q001020		<20	<0.01	<10	<10	5	<10	1630				
Q001021		<20	<0.01	<10	<10	6	<10	3040				

ALS Canada Ltd.
2103 Dollarton Hwy
North Vancouver BC V7H 0A7
Phone: 604 984 0221 Fax: 604 984 0218 www.alsglobal.com

To: **BRIXTON METALS CORPORATION**
#1411 - 409 GRANVILLE STREET
VANCOUVER BC V6C 1T2

Finalized Date: 14-NOV-2012
Account: BRIXMET

Project: Thorn

CERTIFICATE OF ANALYSIS WH12228849

Sample Description	Method	WEI-21	Au-AA25	ME-ICP41	ME-ICP41	ME-ICP41	ME-ICP41	ME-ICP41	ME-ICP41	ME-ICP41	ME-ICP41	ME-ICP41	ME-ICP41	ME-ICP41	ME-ICP41	ME-ICP41
	Analyte	Recvd Wt.	Au	Ag	Al	As	B	Ba	Be	Bi	Ca	Cd	Co	Cr	Cu	Fe
	Units	kg	ppm	ppm	%	ppm	ppm	ppm	ppm	ppm	%	ppm	ppm	ppm	ppm	%
	LOR	0.02	0.01	0.2	0.01	2	10	10	0.5	2	0.01	0.5	1	1	1	0.01
Q001022		2.29	0.14	35.0	0.65	2470	<10	40	<0.5	2	0.64	117.5	5	2	80	2.90
Q001023		2.13	0.25	>100	0.80	968	<10	30	0.5	5	0.53	281	4	2	249	3.88
Q001024		3.69	0.21	98.5	0.94	740	<10	20	0.7	4	0.58	149.0	5	2	153	4.12
Q001025		0.42	<0.01	1.7	0.93	8	<10	140	<0.5	<2	1.05	1.8	11	14	16	2.55
Q001026		1.52	0.36	36.1	0.95	1190	<10	20	0.6	3	0.69	53.9	6	4	154	4.30
Q001027		2.59	0.31	34.8	0.78	1050	<10	30	0.5	2	0.39	66.2	6	2	111	3.31
Q001028		2.67	0.46	98.9	0.84	2200	<10	40	0.6	2	0.57	213	5	2	329	3.95
Q001029		1.68	0.35	43.4	1.44	1580	<10	30	0.7	3	0.59	77.6	8	8	309	4.31
Q001030		1.17	0.37	>100	1.92	2210	<10	60	0.8	5	1.31	94.0	7	8	231	4.78
Q001031		0.09	0.48	63.1	0.77	145	<10	20	<0.5	11	1.51	220	<1	13	>10000	11.55
Q001032		2.30	0.73	24.6	0.81	2240	<10	60	0.5	5	1.19	21.6	7	3	201	3.94
Q001033		2.07	0.24	73.0	0.57	914	<10	20	0.6	2	0.71	34.8	5	1	138	3.52
Q001034		2.59	0.28	30.0	0.76	3250	<10	30	0.6	2	0.51	21.6	7	2	98	4.18
Q001035		2.31	0.03	10.3	0.63	5700	<10	70	0.6	<2	1.13	30.4	5	1	28	3.31
Q001036		2.13	<0.01	2.5	0.70	2120	<10	60	0.7	<2	1.56	5.5	6	1	10	2.69
Q001037		<0.02	<0.01	2.2	0.57	1795	<10	80	0.6	<2	1.49	5.3	6	1	9	2.47
Q001038		2.25	0.14	47.3	0.57	1160	<10	90	0.6	2	0.72	34.5	6	1	75	3.28
Q001039		2.43	0.42	>100	0.48	1910	<10	40	0.5	4	0.78	120.5	5	1	278	4.40
Q001040		2.27	0.40	96.5	0.57	2330	<10	70	0.5	2	0.88	59.6	5	1	198	3.72
Q001041		2.41	0.36	61.3	0.55	3110	<10	20	0.5	5	1.09	46.5	5	1	200	3.96
Q001042		2.17	0.13	5.0	0.65	2050	<10	40	0.5	<2	1.17	3.6	8	1	53	3.41
Q001043		2.26	0.57	>100	0.59	6630	<10	20	0.6	6	0.53	42.4	6	2	278	4.77
Q001044		0.45	<0.01	1.1	0.91	49	<10	120	<0.5	<2	1.05	<0.5	13	12	16	2.71
Q001045		2.23	0.25	49.7	0.64	5150	<10	70	0.6	3	0.58	37.7	4	1	102	3.65
Q001046		1.73	0.28	>100	0.61	3670	<10	40	<0.5	5	0.65	127.5	3	1	279	3.78
Q001047		1.60	0.25	18.4	0.58	8050	<10	90	0.5	<2	0.71	18.9	6	2	60	3.32
Q001048		2.29	0.14	47.6	0.58	4360	<10	40	<0.5	<2	0.61	54.0	5	1	73	3.60
Q001049		0.05	2.35	>100	0.32	1160	<10	10	<0.5	68	1.90	525	27	16	>10000	18.7
Q001050		1.93	0.28	32.4	0.67	>10000	<10	50	0.5	<2	0.76	17.2	7	2	127	4.62
Q001151		2.22	0.27	>100	0.65	6670	<10	60	0.5	<2	1.28	47.1	8	1	313	5.17
Q001152		2.52	0.33	59.9	0.68	9530	<10	60	0.5	<2	0.63	15.3	7	3	164	4.53
Q001153		2.53	0.14	83.4	0.58	4050	<10	80	0.5	4	0.81	13.8	6	2	183	3.60
Q001154		2.25	0.27	44.8	0.63	7680	<10	20	0.5	2	0.64	14.3	6	2	140	4.37
Q001155		2.23	0.15	>100	0.60	3990	<10	60	0.5	2	0.64	65.8	6	1	182	4.37
Q001156		2.89	0.25	65.2	0.68	6490	<10	60	0.5	<2	0.58	24.5	7	2	150	4.50
Q001157		<0.02	0.24	60.8	0.71	6140	<10	50	0.5	<2	0.58	22.5	7	1	141	4.37
Q001158		2.05	0.25	21.5	0.77	7440	<10	50	0.5	<2	0.74	12.2	6	1	117	3.95
Q001159		2.33	0.35	28.1	0.89	8010	<10	60	<0.5	2	0.76	15.0	8	3	170	4.22
Q001160		2.35	0.31	28.5	0.83	7850	<10	50	0.5	2	0.65	20.0	7	2	145	4.28
Q001161		2.22	0.49	22.0	0.81	8140	<10	50	0.5	<2	0.87	19.1	7	2	165	4.18

ALS Canada Ltd.
2103 Dollarton Hwy
North Vancouver BC V7H 0A7
Phone: 604 984 0221 Fax: 604 984 0218 www.alsglobal.com

To: **BRIXTON METALS CORPORATION**
#1411 - 409 GRANVILLE STREET
VANCOUVER BC V6C 1T2

Finalized Date: 14-NOV-2012
Account: BRIXMET

Project: Thorn

CERTIFICATE OF ANALYSIS WH12228849

Sample Description	Method	ME-ICP41	ME-ICP41	ME-ICP41	ME-ICP41	ME-ICP41	ME-ICP41	ME-ICP41	ME-ICP41	ME-ICP41	ME-ICP41	ME-ICP41	ME-ICP41	ME-ICP41	ME-ICP41	ME-ICP41
	Analyte	Ga	Hg	K	La	Mg	Mn	Mo	Na	Ni	P	Pb	S	Sb	Sc	Sr
	Units	ppm	ppm	%	ppm	%	ppm	ppm	%	ppm	ppm	ppm	%	ppm	ppm	ppm
	LOR	10	1	0.01	10	0.01	5	1	0.01	1	10	2	0.01	2	1	1
Q001022		<10	1	0.33	10	0.24	585	1	0.07	2	800	2320	3.56	123	1	174
Q001023		<10	2	0.37	10	0.27	640	2	0.07	2	740	>10000	5.80	219	1	153
Q001024		<10	1	0.32	10	0.41	587	2	0.07	2	700	7240	5.04	141	1	169
Q001025		<10	<1	0.12	10	0.40	304	1	0.25	23	1780	113	0.06	4	3	127
Q001026		<10	1	0.32	10	0.42	508	2	0.08	5	780	1335	4.30	94	2	174
Q001027		<10	<1	0.34	10	0.19	301	3	0.07	3	830	1860	3.57	90	1	130
Q001028		<10	2	0.31	10	0.36	656	2	0.06	2	670	3700	4.77	168	1	141
Q001029		<10	1	0.33	10	0.76	367	4	0.08	10	970	1475	3.51	172	3	158
Q001030		10	2	0.36	20	1.40	1110	2	0.12	8	870	3450	3.54	165	4	271
Q001031		10	3	0.07	<10	1.65	607	40	0.03	14	410	976	>10.0	48	1	37
Q001032		<10	1	0.35	10	0.45	589	7	0.07	8	680	1125	3.96	116	1	2600
Q001033		<10	<1	0.30	10	0.25	475	1	0.08	2	730	2110	4.09	93	1	235
Q001034		<10	<1	0.36	10	0.22	497	1	0.08	4	800	1180	4.55	80	1	188
Q001035		<10	<1	0.32	10	0.38	1390	2	0.08	3	810	719	3.34	48	1	288
Q001036		<10	<1	0.38	10	0.48	2190	2	0.08	1	850	140	2.48	15	1	393
Q001037		<10	<1	0.32	10	0.45	2070	2	0.07	1	830	126	2.28	14	1	377
Q001038		<10	<1	0.34	10	0.20	671	2	0.08	3	790	2290	3.81	80	1	230
Q001039		<10	<1	0.28	10	0.23	617	1	0.07	3	680	5190	6.05	281	1	239
Q001040		<10	1	0.34	10	0.26	704	2	0.08	1	680	2080	4.42	224	1	250
Q001041		<10	<1	0.31	10	0.32	840	3	0.08	4	710	1130	4.55	242	1	294
Q001042		<10	<1	0.33	10	0.36	2250	2	0.08	6	810	185	3.53	66	1	342
Q001043		<10	<1	0.31	10	0.18	782	3	0.08	3	640	4120	6.05	334	1	211
Q001044		<10	<1	0.12	20	0.45	324	1	0.25	29	2070	30	0.05	4	3	128
Q001045		<10	<1	0.29	10	0.24	1150	2	0.08	2	460	1545	4.06	252	1	212
Q001046		<10	1	0.28	10	0.27	1120	2	0.07	1	470	7570	4.70	1055	1	198
Q001047		<10	<1	0.28	10	0.27	793	1	0.07	4	740	691	3.27	92	1	227
Q001048		<10	1	0.31	10	0.23	685	3	0.07	3	610	2450	4.08	115	1	214
Q001049		10	20	0.06	<10	0.84	426	39	0.01	57	400	>10000	>10.0	250	1	36
Q001050		<10	<1	0.30	10	0.29	783	2	0.08	4	830	954	4.62	158	1	271
Q001151		<10	<1	0.32	10	0.28	959	1	0.07	5	750	1440	5.77	287	1	354
Q001152		<10	<1	0.29	10	0.28	681	2	0.07	4	740	1405	4.53	202	1	219
Q001153		<10	<1	0.34	10	0.22	1015	3	0.07	1	700	3390	3.87	175	1	247
Q001154		<10	1	0.29	10	0.27	687	1	0.07	3	770	1040	4.46	153	1	245
Q001155		<10	1	0.31	10	0.23	724	3	0.08	3	770	2900	5.10	217	1	221
Q001156		<10	<1	0.31	10	0.26	664	1	0.08	4	790	1900	4.75	215	1	229
Q001157		<10	<1	0.33	10	0.26	654	2	0.08	3	800	1880	4.61	194	1	225
Q001158		<10	<1	0.31	10	0.35	905	2	0.08	5	870	1005	3.84	141	1	239
Q001159		<10	<1	0.33	10	0.46	1150	2	0.07	5	830	1060	3.96	193	1	257
Q001160		<10	<1	0.32	10	0.38	867	4	0.07	4	830	1350	4.18	169	1	234
Q001161		<10	<1	0.33	10	0.42	1000	2	0.07	7	820	1330	4.04	233	1	282

ALS Canada Ltd.
2103 Dollarton Hwy
North Vancouver BC V7H 0A7
Phone: 604 984 0221 Fax: 604 984 0218 www.alsglobal.com

To: **BRIXTON METALS CORPORATION**
#1411 - 409 GRANVILLE STREET
VANCOUVER BC V6C 1T2

Finalized Date: 14-NOV-2012
Account: BRIXMET

Project: Thorn

CERTIFICATE OF ANALYSIS WH12228849

Sample Description	Method	ME-ICP41	ME-ICP41	ME-ICP41	ME-ICP41	ME-ICP41	ME-ICP41	ME-ICP41	Cu-AA46	Pb-AA46	Zn-AA46	Ag-GRA21
	Analyte	Th	Ti	Tl	U	V	W	Zn	Cu	Pb	Zn	Ag
	Units	ppm	%	ppm	ppm	ppm	ppm	ppm	%	%	%	ppm
	LOR	20	0.01	10	10	1	10	2	0.001	0.001	0.001	5
Q001022		<20	<0.01	<10	<10	7	<10	>10000			1.385	
Q001023		<20	<0.01	<10	<10	8	10	>10000		1.155	2.70	170
Q001024		<20	<0.01	<10	<10	12	<10	>10000			2.33	
Q001025		<20	0.17	<10	<10	53	<10	275				
Q001026		<20	<0.01	<10	<10	13	<10	6270				
Q001027		<20	<0.01	<10	<10	7	<10	5900				
Q001028		<20	<0.01	<10	10	8	<10	>10000			2.42	
Q001029		<20	<0.01	<10	<10	27	<10	>10000			0.963	
Q001030		<20	<0.01	<10	<10	35	<10	>10000			1.760	122
Q001031		<20	<0.01	<10	10	8	10	>10000	1.916		4.33	
Q001032		20	<0.01	<10	<10	11	<10	3940				
Q001033		<20	<0.01	<10	<10	5	<10	5650				
Q001034		<20	<0.01	<10	<10	9	<10	2950				
Q001035		<20	<0.01	<10	10	6	<10	3260				
Q001036		<20	<0.01	<10	<10	7	<10	595				
Q001037		<20	<0.01	<10	10	6	<10	578				
Q001038		<20	<0.01	<10	<10	5	<10	3940				
Q001039		<20	<0.01	<10	10	5	10	>10000			1.305	152
Q001040		<20	<0.01	<10	<10	6	<10	8470				
Q001041		<20	<0.01	<10	<10	6	<10	7070				
Q001042		<20	<0.01	<10	10	7	<10	850				
Q001043		<20	<0.01	<10	10	6	<10	7660				126
Q001044		<20	0.18	<10	<10	49	<10	92				
Q001045		<20	<0.01	<10	<10	6	<10	4850				
Q001046		<20	<0.01	<10	<10	6	10	>10000			1.220	167
Q001047		<20	<0.01	<10	<10	5	<10	2440				
Q001048		<20	<0.01	10	<10	5	<10	7620				
Q001049		<20	<0.01	30	<10	16	<10	>10000	1.249	1.530	8.85	143
Q001050		<20	<0.01	<10	<10	7	<10	2760				
Q001151		<20	<0.01	<10	<10	7	<10	8730				123
Q001152		<20	<0.01	<10	<10	6	<10	2630				
Q001153		<20	<0.01	<10	<10	5	<10	2390				
Q001154		<20	<0.01	<10	<10	5	<10	2220				
Q001155		<20	<0.01	<10	<10	6	<10	9840				88
Q001156		<20	<0.01	<10	<10	7	<10	3430				
Q001157		<20	<0.01	<10	<10	7	<10	3220				
Q001158		<20	<0.01	<10	<10	7	<10	2320				
Q001159		<20	<0.01	<10	<10	9	<10	2250				
Q001160		<20	<0.01	<10	<10	8	10	2930				
Q001161		<20	<0.01	<10	<10	8	<10	2850				

ALS Canada Ltd.
2103 Dollarton Hwy
North Vancouver BC V7H 0A7
Phone: 604 984 0221 Fax: 604 984 0218 www.alsglobal.com

To: **BRIXTON METALS CORPORATION**
#1411 - 409 GRANVILLE STREET
VANCOUVER BC V6C 1T2

Finalized Date: 14-NOV-2012
Account: BRIXMET

Project: Thorn

CERTIFICATE OF ANALYSIS WH12228849

Sample Description	Method	WEI-21	Au-AA25	ME-ICP41	ME-ICP41	ME-ICP41	ME-ICP41	ME-ICP41	ME-ICP41	ME-ICP41	ME-ICP41	ME-ICP41	ME-ICP41	ME-ICP41	ME-ICP41	ME-ICP41
	Analyte	Recvd Wt.	Au	Ag	Al	As	B	Ba	Be	Bi	Ca	Cd	Co	Cr	Cu	Fe
	Units	kg	ppm	ppm	%	ppm	ppm	ppm	ppm	ppm	%	ppm	ppm	ppm	ppm	%
	LOR	0.02	0.01	0.2	0.01	2	10	10	0.5	2	0.01	0.5	1	1	1	0.01
Q001162		2.36	0.37	16.9	0.68	4790	<10	60	0.5	<2	0.79	20.6	7	2	143	3.74
Q001163		2.15	0.33	13.4	0.68	3930	<10	40	<0.5	3	0.74	40.0	7	1	80	3.22
Q001164		2.32	0.33	9.9	0.65	3330	<10	20	0.5	<2	0.67	39.4	6	2	64	3.21
Q001165		2.50	0.58	15.7	0.65	5940	<10	20	0.5	<2	0.96	39.5	6	2	107	3.49
Q001166		0.30	0.01	<0.2	0.93	57	<10	140	<0.5	<2	1.17	0.5	12	14	15	2.72
Q001167		2.10	0.49	19.3	0.64	5390	<10	40	<0.5	<2	0.45	52.4	7	2	127	3.52
Q001168		2.26	0.48	97.5	0.74	4880	<10	20	0.6	<2	0.71	106.5	7	2	196	4.15
Q001169		2.27	0.81	>100	0.80	7110	<10	20	0.5	7	0.87	49.0	6	2	314	4.87
Q001170		2.33	0.46	9.7	0.77	5960	<10	40	0.5	<2	0.92	10.3	7	2	125	4.13
Q001171		0.05	2.23	>100	0.33	1180	<10	10	<0.5	63	1.93	545	27	16	>10000	19.0
Q001172		2.18	0.61	28.6	0.79	9620	<10	20	0.5	2	0.66	20.2	7	2	171	4.74
Q001173		2.28	0.55	60.1	0.92	5790	<10	50	0.5	2	0.95	21.0	5	2	216	4.56
Q001174		2.45	0.30	54.5	0.67	2910	<10	20	0.5	2	0.81	25.8	7	1	149	3.73
Q001175		2.24	0.40	80.2	0.53	4220	<10	30	<0.5	<2	0.56	203	8	3	245	4.47
Q001176		2.29	0.49	98.5	0.75	6320	<10	20	<0.5	5	0.64	249	7	2	285	5.48
Q001177		<0.02	0.51	98.7	0.70	6090	<10	20	<0.5	3	0.64	263	6	2	287	5.35
Q001178		2.35	0.46	36.6	0.64	5000	<10	20	<0.5	5	0.56	28.5	7	1	165	4.44
Q001179		2.69	0.43	28.8	0.60	4320	<10	60	<0.5	<2	0.64	32.1	7	2	159	4.09
Q001180		2.30	0.43	17.2	0.77	7050	<10	50	<0.5	<2	0.59	8.2	7	2	159	4.05
Q001181		2.25	0.43	38.8	0.73	6300	<10	40	<0.5	4	0.53	33.5	7	1	179	4.27
Q001182		2.15	0.39	54.8	0.60	3990	<10	80	<0.5	<2	0.52	53.5	7	2	147	4.37
Q001183		2.67	0.17	32.5	0.59	2450	<10	60	<0.5	<2	1.35	51.9	5	1	95	2.99
Q001184		2.16	0.56	>100	0.56	5630	<10	50	<0.5	5	0.65	109.0	5	2	351	4.73
Q001185		0.32	<0.01	<0.2	0.89	13	<10	120	<0.5	2	1.07	<0.5	12	13	14	2.62
Q001186		2.35	0.35	49.1	0.56	3800	<10	50	<0.5	4	0.64	91.4	6	2	165	3.69
Q001187		2.57	0.83	>100	0.56	8010	<10	30	<0.5	9	0.54	130.5	6	2	338	5.04
Q001188		2.50	0.53	92.7	0.61	4550	<10	30	<0.5	8	0.45	151.5	7	2	303	4.96
Q001189		1.92	0.33	42.2	0.52	4140	<10	50	<0.5	4	0.33	57.6	7	2	133	3.88
Q001190		2.17	0.64	75.2	0.70	2510	<10	30	<0.5	8	0.36	177.5	6	2	282	4.46
Q001191		2.69	0.57	83.7	0.58	4760	<10	30	<0.5	7	0.55	184.0	6	2	254	5.10
Q001192		0.08	0.73	61.6	0.74	156	<10	10	<0.5	26	1.67	225	<1	14	>10000	12.00
Q001193		2.01	0.34	82.4	0.63	2030	<10	60	<0.5	5	0.51	282	6	1	280	4.08
Q001194		2.29	0.40	38.0	0.51	7140	<10	30	<0.5	6	0.37	170.5	7	2	125	4.33
Q001195		2.36	0.11	17.7	0.78	2720	<10	80	<0.5	2	1.29	207	5	4	72	3.45
Q001196		2.20	0.20	12.8	0.66	3760	<10	60	<0.5	3	0.57	43.6	6	3	92	3.58
Q001197		2.23	0.29	19.0	0.54	5410	<10	40	<0.5	4	0.41	45.0	7	2	139	3.72
Q001198		2.31	0.66	45.4	0.59	7170	<10	50	<0.5	7	0.52	87.4	7	2	331	4.84
Q001199		<0.02	0.64	46.2	0.65	7030	<10	30	<0.5	7	0.51	80.9	7	2	326	4.69
Q001200		2.38	1.09	98.8	0.52	5330	<10	30	<0.5	11	0.45	123.0	6	2	433	5.06
Q001101		2.42	0.54	55.0	0.58	5710	<10	40	<0.5	7	0.55	67.6	7	1	263	4.54

ALS Canada Ltd.
2103 Dollarton Hwy
North Vancouver BC V7H 0A7
Phone: 604 984 0221 Fax: 604 984 0218 www.alsglobal.com

To: **BRIXTON METALS CORPORATION**
#1411 - 409 GRANVILLE STREET
VANCOUVER BC V6C 1T2

Finalized Date: 14-NOV-2012
Account: BRIXMET

Project: Thorn

CERTIFICATE OF ANALYSIS WH12228849

Sample Description	Method	ME-ICP41	ME-ICP41	ME-ICP41	ME-ICP41	ME-ICP41	ME-ICP41	ME-ICP41	ME-ICP41	ME-ICP41	ME-ICP41	ME-ICP41	ME-ICP41	ME-ICP41	ME-ICP41	ME-ICP41
	Analyte	Ga	Hg	K	La	Mg	Mn	Mo	Na	Ni	P	Pb	S	Sb	Sc	Sr
	Units	ppm	ppm	%	ppm	%	ppm	ppm	%	ppm	ppm	ppm	%	ppm	ppm	ppm
	LOR	10	1	0.01	10	0.01	5	1	0.01	1	10	2	0.01	2	1	1
Q001162		<10	<1	0.30	10	0.29	780	3	0.08	3	850	1515	3.89	190	1	268
Q001163		<10	<1	0.30	10	0.27	784	6	0.08	3	840	1310	3.38	105	1	262
Q001164		<10	1	0.28	10	0.32	823	1	0.07	3	750	1095	3.33	98	1	222
Q001165		<10	1	0.31	10	0.27	1010	2	0.07	4	800	1310	3.60	148	1	318
Q001166		<10	<1	0.12	20	0.40	346	<1	0.28	24	2050	18	0.03	3	4	132
Q001167		<10	<1	0.32	10	0.21	539	2	0.07	3	810	594	3.74	168	1	161
Q001168		<10	1	0.32	10	0.36	820	2	0.09	4	850	3520	4.97	489	1	308
Q001169		<10	1	0.34	10	0.41	984	2	0.06	7	690	3480	5.84	539	1	228
Q001170		<10	<1	0.32	10	0.34	1005	2	0.08	4	860	1230	4.18	202	1	250
Q001171		10	20	0.06	<10	0.86	433	39	0.01	60	410	>10000	>10.0	265	1	36
Q001172		<10	<1	0.35	10	0.29	741	3	0.08	4	740	1390	4.89	235	1	221
Q001173		<10	<1	0.30	10	0.54	1720	1	0.07	3	680	2080	4.52	334	1	240
Q001174		<10	<1	0.34	10	0.29	1130	1	0.08	2	760	1905	4.09	328	1	274
Q001175		<10	1	0.27	10	0.23	729	1	0.07	6	650	3130	5.77	869	1	178
Q001176		<10	1	0.32	10	0.37	826	2	0.07	5	510	6000	7.24	1235	1	189
Q001177		<10	<1	0.30	10	0.37	817	2	0.06	4	500	6190	7.18	1285	1	188
Q001178		<10	<1	0.28	10	0.28	634	2	0.07	5	610	3310	4.92	696	1	220
Q001179		<10	<1	0.27	10	0.25	634	1	0.07	4	730	3030	4.51	648	1	206
Q001180		<10	1	0.29	10	0.30	711	3	0.08	6	820	561	4.04	214	1	223
Q001181		<10	1	0.26	10	0.35	782	3	0.07	3	710	3320	4.50	608	1	213
Q001182		<10	<1	0.25	10	0.27	584	1	0.07	6	680	8110	4.96	1140	1	161
Q001183		<10	<1	0.28	10	0.45	1745	2	0.04	<1	620	4690	3.35	873	1	257
Q001184		<10	<1	0.25	10	0.32	861	3	0.05	1	550	9700	5.66	2140	1	189
Q001185		<10	<1	0.13	20	0.51	323	1	0.27	25	1820	20	0.01	3	4	125
Q001186		<10	<1	0.28	10	0.23	749	2	0.06	2	630	4540	4.28	913	1	219
Q001187		<10	1	0.27	10	0.26	667	3	0.06	4	500	6300	6.34	992	1	176
Q001188		<10	<1	0.27	10	0.29	568	2	0.06	4	550	8680	6.47	1515	1	163
Q001189		<10	<1	0.26	10	0.17	336	1	0.07	2	660	3470	4.38	632	1	150
Q001190		<10	1	0.28	10	0.32	596	2	0.06	3	530	>10000	5.88	1725	1	133
Q001191		<10	<1	0.23	10	0.32	708	2	0.05	3	640	8210	6.67	1850	1	197
Q001192		10	4	0.07	<10	1.78	642	39	0.02	11	420	994	>10.0	43	1	37
Q001193		<10	1	0.29	10	0.31	647	2	0.06	<1	610	>10000	5.46	2620	1	172
Q001194		<10	<1	0.26	10	0.21	430	2	0.05	4	600	3930	5.51	725	1	153
Q001195		<10	1	0.24	10	0.69	2710	1	0.05	3	770	1360	3.47	319	2	253
Q001196		<10	<1	0.25	10	0.37	1055	1	0.05	2	720	2820	3.74	462	1	159
Q001197		<10	<1	0.30	10	0.12	470	8	0.06	5	750	1865	4.15	287	1	197
Q001198		<10	<1	0.27	10	0.25	736	4	0.06	5	760	5110	5.51	785	1	184
Q001199		<10	<1	0.31	10	0.25	715	4	0.06	6	740	4760	5.72	730	1	175
Q001200		<10	<1	0.27	10	0.19	596	4	0.06	4	560	>10000	6.73	1690	1	158
Q001101		<10	<1	0.30	10	0.21	673	9	0.06	4	590	3930	5.31	609	1	190

ALS Canada Ltd.
2103 Dollarton Hwy
North Vancouver BC V7H 0A7
Phone: 604 984 0221 Fax: 604 984 0218 www.alsglobal.com

To: **BRIXTON METALS CORPORATION**
#1411 - 409 GRANVILLE STREET
VANCOUVER BC V6C 1T2

Finalized Date: 14-NOV-2012
Account: BRIXMET

Project: Thorn

CERTIFICATE OF ANALYSIS WH12228849

Sample Description	Method	ME-ICP41	ME-ICP41	ME-ICP41	ME-ICP41	ME-ICP41	ME-ICP41	ME-ICP41	Cu-AA46	Pb-AA46	Zn-AA46	Ag-GRA21
	Analyte	Th	Ti	Tl	U	V	W	Zn	Cu	Pb	Zn	Ag
	Units	ppm	%	ppm	ppm	ppm	ppm	ppm	%	%	%	ppm
	LOR	20	0.01	10	10	1	10	2	0.001	0.001	0.001	5
Q001162		<20	<0.01	<10	<10	6	<10	2640				
Q001163		<20	<0.01	<10	<10	7	<10	3930				
Q001164		<20	<0.01	<10	<10	6	<10	3730				
Q001165		<20	<0.01	<10	<10	7	<10	4060				
Q001166		<20	0.18	<10	<10	59	<10	74				
Q001167		<20	<0.01	<10	<10	6	<10	5020				
Q001168		<20	<0.01	<10	<10	8	<10	>10000			1.515	
Q001169		<20	<0.01	<10	<10	10	<10	9160				138
Q001170		<20	<0.01	<10	<10	8	<10	1460				
Q001171		<20	<0.01	30	<10	17	10	>10000	1.236	1.555	9.04	152
Q001172		<20	<0.01	<10	<10	8	<10	3130				
Q001173		<20	<0.01	<10	<10	9	<10	4630				
Q001174		<20	<0.01	<10	<10	7	<10	4580				
Q001175		<20	<0.01	<10	<10	7	40	>10000			1.500	
Q001176		<20	<0.01	<10	<10	9	<10	>10000			1.920	
Q001177		<20	<0.01	<10	<10	8	10	>10000			2.07	
Q001178		<20	<0.01	<10	<10	6	<10	5380				
Q001179		<20	<0.01	<10	<10	6	<10	4400				
Q001180		<20	<0.01	<10	<10	8	<10	1440				
Q001181		<20	<0.01	<10	<10	8	<10	4850				
Q001182		<20	<0.01	<10	<10	7	<10	6200				
Q001183		<20	<0.01	<10	<10	6	<10	5860				
Q001184		<20	<0.01	<10	<10	6	<10	9080				126
Q001185		<20	0.18	<10	<10	56	<10	55				
Q001186		<20	<0.01	<10	<10	6	<10	7560				
Q001187		<20	<0.01	<10	<10	7	<10	>10000			0.981	88
Q001188		<20	<0.01	<10	<10	7	<10	>10000			1.050	
Q001189		<20	<0.01	<10	<10	6	<10	4160				
Q001190		<20	<0.01	<10	<10	7	<10	>10000		1.025	1.120	
Q001191		<20	<0.01	<10	<10	8	10	>10000			1.225	
Q001192		<20	<0.01	<10	<10	8	<10	>10000	1.899		4.41	
Q001193		<20	<0.01	<10	<10	7	10	>10000		1.250	1.740	
Q001194		<20	<0.01	<10	<10	6	<10	>10000			0.990	
Q001195		<20	<0.01	<10	<10	13	<10	8300				
Q001196		<20	<0.01	<10	<10	8	<10	3030				
Q001197		<20	<0.01	<10	<10	6	<10	3860				
Q001198		<20	<0.01	<10	<10	6	<10	5840				
Q001199		<20	<0.01	<10	<10	7	<10	5630				
Q001200		<20	<0.01	<10	<10	6	<10	9250		1.025		
Q001101		<20	<0.01	<10	<10	7	<10	6830				

ALS Canada Ltd.
2103 Dollarton Hwy
North Vancouver BC V7H 0A7
Phone: 604 984 0221 Fax: 604 984 0218 www.alsglobal.com

To: **BRIXTON METALS CORPORATION**
#1411 - 409 GRANVILLE STREET
VANCOUVER BC V6C 1T2

Finalized Date: 14-NOV-2012
Account: BRIXMET

Project: Thorn

CERTIFICATE OF ANALYSIS WH12228849

Sample Description	Method	WEI-21	Au-AA25	ME-ICP41	ME-ICP41	ME-ICP41	ME-ICP41	ME-ICP41	ME-ICP41	ME-ICP41	ME-ICP41	ME-ICP41	ME-ICP41	ME-ICP41	ME-ICP41	ME-ICP41
	Analyte	Recvd Wt.	Au	Ag	Al	As	B	Ba	Be	Bi	Ca	Cd	Co	Cr	Cu	Fe
	Units	kg	ppm	ppm	%	ppm	ppm	ppm	ppm	ppm	%	ppm	ppm	ppm	ppm	%
	LOR	0.02	0.01	0.2	0.01	2	10	10	0.5	2	0.01	0.5	1	1	1	0.01
Q001102		2.36	0.43	40.5	0.59	4570	<10	40	<0.5	8	0.69	53.9	7	2	432	4.25
Q001103		2.44	0.36	32.2	0.56	4430	<10	50	<0.5	5	0.75	51.2	6	1	152	3.68
Q001104		2.04	0.33	16.3	0.49	5240	<10	50	<0.5	4	0.59	26.3	7	2	136	3.76
Q001105		2.56	0.23	11.3	0.65	4890	<10	50	<0.5	3	0.95	18.0	7	3	98	3.74
Q001106		2.16	0.22	17.6	0.65	2890	<10	30	<0.5	3	0.68	21.7	7	1	84	3.30
Q001107		0.34	<0.01	<0.2	1.01	9	<10	110	<0.5	<2	1.24	<0.5	13	15	15	2.97
Q001108		2.17	0.21	15.0	0.64	2640	<10	40	<0.5	3	0.86	16.3	6	1	107	3.18
Q001109		0.09	0.61	65.4	0.76	155	<10	10	<0.5	<2	1.71	229	<1	14	>10000	12.15
Q001110		2.25	0.33	15.1	0.62	3190	<10	50	<0.5	4	0.85	41.6	8	2	156	3.41
Q001111		2.24	0.23	23.5	0.79	2140	<10	40	<0.5	5	1.19	38.4	6	2	147	3.70
Q001112		2.27	0.55	13.7	0.67	5340	<10	30	<0.5	4	1.08	99.6	9	3	155	4.62
Q001113		2.19	0.38	8.8	0.73	2930	<10	40	<0.5	4	0.92	113.5	8	5	81	3.97
Q001114		1.91	0.28	7.8	0.60	2110	<10	40	<0.5	3	0.71	121.0	7	3	66	3.97
Q001115		<0.02	0.28	7.9	0.61	2020	<10	40	<0.5	4	0.70	116.5	6	2	66	3.83
Q001116		2.34	0.35	10.9	0.50	3110	<10	10	<0.5	3	0.74	98.5	7	3	87	4.20
Q001117		2.34	0.28	8.2	0.54	2830	<10	20	<0.5	<2	1.10	91.3	7	1	69	3.35
Q001118		2.28	0.17	7.2	0.45	2740	<10	50	<0.5	<2	0.82	47.8	7	2	63	3.43
Q001119		2.34	0.11	2.5	0.49	1790	<10	80	<0.5	2	1.03	11.6	6	1	25	2.72
Q001120		2.16	0.10	3.8	0.41	1760	<10	90	<0.5	2	1.31	19.4	6	1	32	2.68
Q001121		2.15	0.21	4.8	0.54	3830	<10	50	<0.5	<2	0.88	46.4	7	2	41	3.52
Q001122		2.32	0.26	5.2	0.51	6530	<10	40	<0.5	<2	0.49	45.6	7	2	45	3.77
Q001123		2.11	0.31	9.5	0.62	7700	<10	30	<0.5	<2	0.51	48.5	7	3	95	4.24
Q001124		2.18	0.13	7.2	0.50	6900	<10	30	<0.5	<2	0.49	53.8	7	2	69	3.83
Q001125		2.53	0.22	9.3	0.53	8140	<10	50	<0.5	3	0.56	69.0	8	2	91	3.96
Q001126		0.46	<0.01	<0.2	0.78	13	<10	120	<0.5	<2	1.03	<0.5	14	13	17	2.84
Q001127		1.85	0.09	6.1	0.52	6910	<10	50	<0.5	<2	0.70	42.1	7	1	52	3.68
Q001128		2.33	0.08	4.0	0.52	4120	<10	60	<0.5	<2	0.64	42.8	8	1	40	3.57
Q001129		2.21	0.27	9.6	0.57	7590	<10	20	<0.5	2	0.47	241	6	2	58	3.81
Q001130		2.34	0.32	11.2	0.60	7360	<10	30	<0.5	2	0.73	198.0	6	2	64	3.72
Q001131		0.05	2.24	>100	0.31	1150	<10	10	<0.5	44	1.78	497	26	15	>10000	19.3
Q001132		2.40	0.32	8.8	0.68	4370	<10	50	<0.5	5	1.06	120.0	7	2	75	3.46
Q001133		2.38	0.35	19.1	0.51	3500	<10	40	<0.5	3	0.65	186.0	6	2	81	3.30
Q001134		2.22	0.29	14.6	0.56	5060	<10	20	<0.5	2	0.94	174.0	6	2	91	3.23
Q001135		2.41	0.34	10.3	0.48	6390	<10	30	<0.5	2	0.57	138.0	7	2	109	3.70
Q001136		2.34	0.27	7.5	0.56	7300	<10	20	<0.5	2	0.66	78.9	8	2	96	3.89
Q001137		2.07	0.15	4.6	0.54	8780	<10	50	<0.5	2	0.51	33.0	7	2	54	3.54
Q001138		2.37	0.10	4.4	0.59	8650	<10	30	<0.5	<2	0.51	31.8	7	2	70	3.53
Q001139		<0.02	0.12	4.7	0.54	8610	<10	30	<0.5	<2	0.50	32.4	7	2	75	3.48
Q001140		2.06	0.10	3.2	0.56	5720	<10	20	<0.5	<2	0.86	18.3	7	2	39	3.38
Q001141		2.11	0.15	5.5	0.53	7050	<10	20	<0.5	<2	0.78	39.1	8	2	69	3.48

ALS Canada Ltd.
2103 Dollarton Hwy
North Vancouver BC V7H 0A7
Phone: 604 984 0221 Fax: 604 984 0218 www.alsglobal.com

To: **BRIXTON METALS CORPORATION**
#1411 - 409 GRANVILLE STREET
VANCOUVER BC V6C 1T2

Finalized Date: 14-NOV-2012
Account: BRIXMET

Project: Thorn

CERTIFICATE OF ANALYSIS WH12228849

Sample Description	Method	ME-ICP41	ME-ICP41	ME-ICP41	ME-ICP41	ME-ICP41	ME-ICP41	ME-ICP41	ME-ICP41	ME-ICP41	ME-ICP41	ME-ICP41	ME-ICP41	ME-ICP41	ME-ICP41	ME-ICP41
	Analyte	Ga	Hg	K	La	Mg	Mn	Mo	Na	Ni	P	Pb	S	Sb	Sc	Sr
	Units	ppm	ppm	%	ppm	%	ppm	ppm	%	ppm	ppm	ppm	%	ppm	ppm	ppm
	LOR	10	1	0.01	10	0.01	5	1	0.01	1	10	2	0.01	2	1	1
Q001102		<10	<1	0.28	10	0.26	822	2	0.06	7	650	4400	4.93	694	1	205
Q001103		<10	<1	0.30	10	0.14	601	3	0.07	3	600	2520	4.20	224	1	259
Q001104		<10	<1	0.27	10	0.13	594	1	0.06	4	640	1220	4.22	193	1	179
Q001105		<10	<1	0.29	10	0.35	1750	6	0.06	4	760	862	3.94	128	1	218
Q001106		<10	1	0.32	10	0.22	809	2	0.07	5	860	819	3.65	86	1	217
Q001107		<10	<1	0.14	20	0.55	366	<1	0.30	28	2200	8	0.01	<2	4	143
Q001108		<10	<1	0.31	10	0.27	978	3	0.06	4	770	791	3.51	101	1	226
Q001109		10	3	0.07	<10	1.82	654	40	0.02	10	420	1000	>10.0	41	1	37
Q001110		<10	<1	0.27	10	0.35	1545	2	0.06	5	550	1010	3.74	129	1	194
Q001111		<10	<1	0.31	10	0.51	2110	5	0.07	3	680	1230	4.08	113	2	240
Q001112		<10	<1	0.29	10	0.39	1200	6	0.06	11	860	995	5.78	145	1	245
Q001113		<10	<1	0.32	10	0.36	1045	8	0.06	14	800	772	4.68	64	1	222
Q001114		<10	1	0.29	10	0.25	751	3	0.06	7	590	720	4.81	57	1	216
Q001115		<10	1	0.29	10	0.25	743	3	0.05	7	570	710	4.64	57	1	211
Q001116		<10	1	0.24	10	0.23	813	4	0.05	11	760	854	4.98	104	1	212
Q001117		<10	<1	0.28	10	0.25	1430	8	0.05	8	780	542	3.95	78	1	266
Q001118		<10	<1	0.24	10	0.20	1230	4	0.05	9	760	567	3.92	75	1	231
Q001119		<10	1	0.28	10	0.25	13450	2	0.06	4	670	151	2.98	20	1	232
Q001120		<10	1	0.25	10	0.35	12050	1	0.06	5	690	418	2.92	35	2	275
Q001121		<10	<1	0.29	10	0.25	1465	3	0.07	9	850	524	3.97	60	1	274
Q001122		<10	1	0.25	10	0.15	760	2	0.06	8	770	470	4.25	57	1	141
Q001123		<10	<1	0.30	10	0.18	735	5	0.06	13	720	608	4.72	97	1	149
Q001124		<10	<1	0.25	10	0.14	631	5	0.06	10	770	717	4.33	80	1	149
Q001125		<10	1	0.29	10	0.12	608	4	0.06	8	800	712	4.55	103	1	196
Q001126		<10	<1	0.13	20	0.73	369	<1	0.26	30	2170	4	<0.01	<2	4	112
Q001127		<10	<1	0.28	10	0.14	745	6	0.06	6	800	650	4.14	70	1	226
Q001128		<10	<1	0.27	10	0.14	776	2	0.06	6	860	429	4.13	50	1	205
Q001129		<10	2	0.28	10	0.17	806	4	0.05	8	670	1015	5.92	74	1	153
Q001130		<10	1	0.27	10	0.27	1595	4	0.05	9	660	1355	4.82	88	1	171
Q001131		10	19	0.06	<10	0.81	390	38	0.01	57	400	>10000	>10.0	244	1	37
Q001132		<10	1	0.29	10	0.36	3050	4	0.05	9	630	1200	4.09	87	1	247
Q001133		<10	1	0.26	10	0.19	1185	5	0.04	9	640	3770	4.26	99	1	190
Q001134		<10	1	0.33	10	0.21	1495	3	0.05	9	750	3110	3.91	129	1	263
Q001135		<10	1	0.26	10	0.11	899	4	0.05	10	770	1625	4.49	139	1	194
Q001136		<10	<1	0.29	10	0.17	939	5	0.05	11	750	855	4.46	117	1	210
Q001137		<10	<1	0.29	10	0.13	638	5	0.06	7	910	475	3.75	79	1	158
Q001138		<10	1	0.31	10	0.13	751	3	0.06	7	850	446	3.74	90	1	156
Q001139		<10	<1	0.28	10	0.12	716	3	0.06	8	830	428	3.70	88	1	154
Q001140		<10	<1	0.28	10	0.21	1500	4	0.06	7	790	378	3.56	68	1	272
Q001141		<10	<1	0.28	10	0.21	1230	5	0.06	9	820	837	3.77	117	1	291

ALS Canada Ltd.
2103 Dollarton Hwy
North Vancouver BC V7H 0A7
Phone: 604 984 0221 Fax: 604 984 0218 www.alsglobal.com

To: **BRIXTON METALS CORPORATION**
#1411 - 409 GRANVILLE STREET
VANCOUVER BC V6C 1T2

Finalized Date: 14-NOV-2012
Account: BRIXMET

Project: Thorn

CERTIFICATE OF ANALYSIS WH12228849

Sample Description	Method	ME-ICP41	ME-ICP41	ME-ICP41	ME-ICP41	ME-ICP41	ME-ICP41	ME-ICP41	Cu-AA46	Pb-AA46	Zn-AA46	Ag-GRA21
	Analyte	Th	Ti	Tl	U	V	W	Zn	Cu	Pb	Zn	Ag
	Units	ppm	%	ppm	ppm	ppm	ppm	ppm	%	%	%	ppm
	LOR	20	0.01	10	10	1	10	2	0.001	0.001	0.001	5
Q001102		<20	<0.01	<10	<10	7	<10	4490				
Q001103		<20	<0.01	<10	<10	6	<10	4660				
Q001104		<20	<0.01	<10	<10	6	<10	4830				
Q001105		<20	<0.01	<10	<10	9	<10	3140				
Q001106		<20	<0.01	<10	<10	7	<10	2730				
Q001107		<20	0.20	<10	<10	68	<10	50				
Q001108		<20	<0.01	<10	<10	7	<10	2580				
Q001109		<20	<0.01	<10	<10	8	<10	>10000	1.901		4.51	
Q001110		<20	<0.01	<10	<10	7	<10	4410				
Q001111		<20	<0.01	<10	<10	10	<10	6470				
Q001112		<20	<0.01	<10	<10	9	<10	>10000			0.977	
Q001113		<20	<0.01	<10	<10	10	<10	>10000			1.040	
Q001114		<20	<0.01	<10	<10	7	<10	>10000			1.455	
Q001115		<20	<0.01	<10	<10	7	10	>10000			1.125	
Q001116		<20	<0.01	<10	<10	7	<10	>10000			0.950	
Q001117		<20	<0.01	<10	<10	7	<10	8330				
Q001118		<20	<0.01	<10	<10	6	<10	5270				
Q001119		<20	<0.01	<10	<10	5	<10	1480				
Q001120		<20	<0.01	<10	<10	5	<10	2270				
Q001121		<20	<0.01	<10	<10	6	<10	5350				
Q001122		<20	<0.01	<10	<10	6	<10	5410				
Q001123		<20	<0.01	<10	<10	8	<10	5830				
Q001124		<20	<0.01	<10	<10	7	<10	6650				
Q001125		<20	<0.01	<10	<10	6	<10	7900				
Q001126		<20	0.16	<10	<10	57	<10	47				
Q001127		<20	<0.01	<10	<10	6	<10	5460				
Q001128		<20	<0.01	<10	<10	6	<10	5660				
Q001129		<20	<0.01	<10	<10	7	<10	>10000			3.19	
Q001130		<20	<0.01	<10	<10	7	<10	>10000			2.09	
Q001131		<20	<0.01	30	<10	16	<10	>10000	1.227	1.525	9.08	160
Q001132		<20	<0.01	<10	<10	7	<10	>10000			1.175	
Q001133		<20	<0.01	<10	<10	6	<10	>10000			1.455	
Q001134		<20	<0.01	<10	<10	8	<10	>10000			1.235	
Q001135		<20	<0.01	<10	<10	6	<10	>10000			1.275	
Q001136		<20	<0.01	<10	<10	7	<10	9860				
Q001137		<20	<0.01	<10	<10	6	<10	4370				
Q001138		<20	<0.01	<10	<10	6	<10	4120				
Q001139		<20	<0.01	<10	<10	6	<10	4230				
Q001140		<20	<0.01	<10	<10	7	<10	2600				
Q001141		<20	<0.01	<10	<10	7	<10	5580				

ALS Canada Ltd.
2103 Dollarton Hwy
North Vancouver BC V7H 0A7
Phone: 604 984 0221 Fax: 604 984 0218 www.alsglobal.com

To: **BRIXTON METALS CORPORATION**
#1411 - 409 GRANVILLE STREET
VANCOUVER BC V6C 1T2

Finalized Date: 14-NOV-2012
Account: BRIXMET

Project: Thorn

CERTIFICATE OF ANALYSIS WH12228849

Sample Description	Method	WEI-21	Au-AA25	ME-ICP41	ME-ICP41	ME-ICP41	ME-ICP41	ME-ICP41	ME-ICP41	ME-ICP41	ME-ICP41	ME-ICP41	ME-ICP41	ME-ICP41	ME-ICP41	ME-ICP41
	Analyte	Recvd Wt.	Au	Ag	Al	As	B	Ba	Be	Bi	Ca	Cd	Co	Cr	Cu	Fe
	Units	kg	ppm	ppm	%	ppm	ppm	ppm	ppm	ppm	%	ppm	ppm	ppm	ppm	%
	LOR	0.02	0.01	0.2	0.01	2	10	10	0.5	2	0.01	0.5	1	1	1	0.01
Q001142		1.98	0.10	3.9	0.62	3770	<10	40	<0.5	<2	0.56	29.7	9	2	48	3.43
Q001143		2.65	0.14	5.3	0.52	5000	<10	20	<0.5	<2	0.67	49.7	7	2	81	2.99
Q001144		2.01	0.09	5.7	0.56	7930	<10	60	<0.5	<2	1.37	73.4	7	1	68	3.10
Q001145		2.54	0.05	4.5	0.66	6260	<10	30	<0.5	<2	0.67	36.6	7	2	63	3.41
Q001146		0.27	<0.01	<0.2	0.74	22	<10	90	<0.5	<2	0.99	<0.5	11	12	12	2.48
Q001147		2.25	0.03	5.8	0.67	4750	<10	60	<0.5	<2	1.70	21.3	6	3	122	3.58
Q001148		0.09	0.42	62.0	0.78	146	<10	20	<0.5	17	1.68	223	<1	13	>10000	12.30
Q001149		2.22	0.01	5.0	0.65	5290	<10	60	<0.5	<2	1.39	23.4	9	3	91	3.73
Q001150		2.11	0.01	2.7	0.67	4410	<10	70	<0.5	<2	1.19	17.1	7	2	44	3.27
Q001051		2.39	0.01	5.2	0.83	4620	<10	50	<0.5	<2	0.84	45.4	7	2	51	3.51
Q001052		2.20	0.02	6.8	0.82	3990	<10	60	<0.5	2	1.03	62.5	7	3	60	2.94
Q001053		2.22	0.06	6.6	0.80	4370	<10	60	<0.5	<2	0.82	53.3	7	2	65	3.25
Q001054		2.45	0.04	6.4	0.78	3890	<10	50	<0.5	3	1.33	42.6	8	3	58	3.30
Q001055		1.93	0.01	6.8	0.99	2300	<10	30	0.5	3	1.68	31.8	8	2	64	3.57
Q001056		<0.02	0.01	6.8	0.97	2300	<10	30	0.5	3	1.67	32.5	7	2	65	3.60
Q001057		2.37	0.02	5.0	0.96	1590	<10	60	0.5	2	1.58	20.3	8	3	39	3.21
Q001058		2.35	0.02	4.6	0.85	1135	<10	60	<0.5	<2	1.53	34.2	6	2	35	3.36
Q001059		2.23	0.02	15.4	0.85	1955	<10	50	<0.5	2	1.55	99.0	7	2	69	3.87
Q001060		2.29	0.02	11.9	0.90	4360	<10	70	<0.5	2	1.42	59.5	7	3	69	3.14
Q001061		2.12	0.02	6.0	0.82	1205	<10	50	0.5	<2	1.43	59.8	7	2	37	3.37
Q001062		2.29	0.03	9.6	0.79	635	<10	50	<0.5	<2	1.24	58.0	7	3	94	3.45
Q001063		2.39	0.01	6.7	0.57	1970	<10	60	<0.5	<2	1.49	28.0	7	2	81	3.04
Q001064		1.57	0.01	3.0	0.59	2480	<10	50	<0.5	<2	1.48	14.6	8	3	39	3.17

ALS Canada Ltd.
2103 Dollarton Hwy
North Vancouver BC V7H 0A7
Phone: 604 984 0221 Fax: 604 984 0218 www.alsglobal.com

To: **BRIXTON METALS CORPORATION**
#1411 - 409 GRANVILLE STREET
VANCOUVER BC V6C 1T2

Finalized Date: 14-NOV-2012
Account: BRIXMET

Project: Thorn

CERTIFICATE OF ANALYSIS WH12228849

Sample Description	Method	ME-ICP41	ME-ICP41	ME-ICP41	ME-ICP41	ME-ICP41	ME-ICP41	ME-ICP41	ME-ICP41	ME-ICP41	ME-ICP41	ME-ICP41	ME-ICP41	ME-ICP41	ME-ICP41	ME-ICP41
	Analyte	Ga	Hg	K	La	Mg	Mn	Mo	Na	Ni	P	Pb	S	Sb	Sc	Sr
	Units	ppm	ppm	%	ppm	%	ppm	ppm	%	ppm	ppm	ppm	%	ppm	ppm	ppm
	LOR	10	1	0.01	10	0.01	5	1	0.01	1	10	2	0.01	2	1	1
Q001142		<10	<1	0.31	10	0.16	762	2	0.07	11	830	412	3.88	59	1	178
Q001143		<10	1	0.28	10	0.14	1010	4	0.05	9	780	473	3.33	110	1	237
Q001144		<10	1	0.29	10	0.19	2060	4	0.05	8	810	1785	3.43	125	1	386
Q001145		<10	<1	0.29	10	0.25	2010	5	0.06	10	830	569	3.55	80	1	168
Q001146		<10	<1	0.09	20	0.39	300	<1	0.23	24	1810	7	0.01	<2	3	101
Q001147		<10	<1	0.32	10	0.62	5080	4	0.06	8	840	556	3.43	93	2	222
Q001148		10	2	0.07	<10	1.83	655	36	0.03	15	410	996	>10.0	39	2	37
Q001149		<10	<1	0.34	10	0.55	4730	3	0.06	16	800	719	3.65	59	2	188
Q001150		<10	<1	0.30	10	0.48	4900	2	0.06	7	820	363	3.13	37	2	186
Q001051		<10	<1	0.34	10	0.34	2840	3	0.06	7	850	644	3.65	45	1	173
Q001052		<10	1	0.32	10	0.39	2360	3	0.06	8	880	652	3.04	50	1	179
Q001053		<10	<1	0.35	10	0.31	1695	9	0.05	7	860	637	3.46	51	1	159
Q001054		<10	1	0.31	10	0.38	3000	4	0.05	12	840	686	3.38	55	1	265
Q001055		<10	1	0.35	10	0.56	3850	2	0.05	8	850	762	3.58	44	2	258
Q001056		<10	1	0.33	10	0.57	3880	2	0.05	8	860	760	3.59	44	1	255
Q001057		<10	1	0.34	10	0.54	4500	3	0.05	8	900	690	3.15	32	2	212
Q001058		<10	1	0.30	10	0.48	4580	1	0.05	5	900	483	3.41	28	2	227
Q001059		<10	1	0.33	10	0.60	5210	3	0.05	7	850	869	4.08	48	2	186
Q001060		<10	1	0.31	10	0.51	4220	3	0.05	7	830	611	3.08	60	1	209
Q001061		<10	1	0.31	10	0.42	4990	2	0.05	5	880	385	3.60	26	2	216
Q001062		<10	1	0.29	10	0.44	3580	3	0.05	9	850	531	3.65	46	2	186
Q001063		<10	1	0.31	10	0.46	5360	8	0.05	7	840	542	3.06	45	2	203
Q001064		<10	1	0.32	10	0.49	7210	2	0.05	8	840	402	2.99	20	2	196

ALS Canada Ltd.
2103 Dollarton Hwy
North Vancouver BC V7H 0A7
Phone: 604 984 0221 Fax: 604 984 0218 www.alsglobal.com

To: **BRIXTON METALS CORPORATION**
#1411 - 409 GRANVILLE STREET
VANCOUVER BC V6C 1T2

Finalized Date: 14-NOV-2012
Account: BRIXMET

Project: Thorn

CERTIFICATE OF ANALYSIS WH12228849

Sample Description	Method	ME-ICP41	ME-ICP41	ME-ICP41	ME-ICP41	ME-ICP41	ME-ICP41	ME-ICP41	Cu-AA46	Pb-AA46	Zn-AA46	Ag-GRA21
	Analyte	Th	Ti	Tl	U	V	W	Zn	Cu	Pb	Zn	Ag
	Units	ppm	%	ppm	ppm	ppm	ppm	ppm	%	%	%	ppm
	LOR	20	0.01	10	10	1	10	2	0.001	0.001	0.001	5
Q001142		<20	<0.01	<10	<10	7	<10	4500				
Q001143		<20	<0.01	<10	<10	6	<10	5720				
Q001144		<20	<0.01	<10	<10	6	<10	9000				
Q001145		<20	<0.01	<10	<10	9	<10	4790				
Q001146		<20	0.16	<10	<10	57	<10	56				
Q001147		<20	<0.01	<10	<10	15	<10	3090				
Q001148		<20	<0.01	<10	<10	8	<10	>10000	1.914		4.22	
Q001149		<20	<0.01	<10	<10	16	<10	3850				
Q001150		<20	<0.01	<10	<10	12	<10	2760				
Q001051		<20	<0.01	<10	<10	10	<10	5810				
Q001052		<20	<0.01	<10	<10	11	<10	6900				
Q001053		<20	<0.01	<10	<10	10	<10	6450				
Q001054		<20	<0.01	<10	<10	10	<10	5680				
Q001055		<20	<0.01	<10	<10	12	<10	4240				
Q001056		<20	<0.01	<10	<10	11	<10	4330				
Q001057		<20	<0.01	<10	<10	12	<10	3160				
Q001058		<20	<0.01	<10	<10	11	<10	4470				
Q001059		<20	<0.01	<10	<10	13	<10	9350				
Q001060		<20	<0.01	<10	<10	12	<10	6710				
Q001061		<20	<0.01	<10	<10	11	<10	6250				
Q001062		<20	<0.01	<10	<10	12	<10	5880				
Q001063		<20	<0.01	<10	<10	15	<10	3620				
Q001064		<20	<0.01	<10	<10	16	<10	2420				

ALS Canada Ltd.
2103 Dollarton Hwy
North Vancouver BC V7H 0A7
Phone: 604 984 0221 Fax: 604 984 0218 www.alsglobal.com

To: **BRIXTON METALS CORPORATION**
#1411 - 409 GRANVILLE STREET
VANCOUVER BC V6C 1T2

Finalized Date: 28-OCT-2012
Account: BRIXMET

CERTIFICATE WH12229206

Project: Thorn

P.O. No.:

This report is for 147 Drill Core samples submitted to our lab in Whitehorse, YT, Canada on 9-OCT-2012.

The following have access to data associated with this certificate:

SORIN POSESCU	GARY THOMPSON	

SAMPLE PREPARATION

ALS CODE	DESCRIPTION
WEI-21	Received Sample Weight
LOG-22	Sample login - Rcd w/o BarCode
LOG-24	Pulp Login - Rcd w/o Barcode
SPL-21d	Split sample - duplicate
PUL-31d	Pulverize Split - duplicate
CRU-QC	Crushing QC Test
SPL-21	Split sample - riffle splitter
PUL-QC	Pulverizing QC Test
CRU-31	Fine crushing - 70% <2mm
PUL-31	Pulverize split to 85% <75 um
LOG-22d	Sample login - Rcd w/o BarCode dup

ANALYTICAL PROCEDURES

ALS CODE	DESCRIPTION	INSTRUMENT
ME-ICP41	35 Element Aqua Regia ICP-AES	ICP-AES
Cu-AA46	Ore grade Cu - aqua regia/AA	AAS
Pb-AA46	Ore grade Pb - aqua regia/AA	AAS
Zn-AA46	Ore grade Zn - aqua regia/AA	AAS
Ag-GRA21	Ag 30g FA-GRAV finish	WST-SIM
Au-AA25	Ore Grade Au 30g FA AA finish	AAS

To: **BRIXTON METALS CORPORATION**
ATTN: SORIN POSESCU
#1411 - 409 GRANVILLE STREET
VANCOUVER BC V6C 1T2

This is the Final Report and supersedes any preliminary report with this certificate number. Results apply to samples as submitted. All pages of this report have been checked and approved for release.

Signature:

Colin Ramshaw, Vancouver Laboratory Manager

ALS Canada Ltd.
2103 Dollarton Hwy
North Vancouver BC V7H 0A7
Phone: 604 984 0221 Fax: 604 984 0218 www.alsglobal.com

To: **BRIXTON METALS CORPORATION**
#1411 - 409 GRANVILLE STREET
VANCOUVER BC V6C 1T2

Finalized Date: 28-OCT-2012
Account: BRIXMET

Project: Thorn

CERTIFICATE OF ANALYSIS WH12229206

Sample Description	Method	WEI-21	Au-AA25	ME-ICP41	ME-ICP41	ME-ICP41	ME-ICP41	ME-ICP41	ME-ICP41	ME-ICP41	ME-ICP41	ME-ICP41	ME-ICP41	ME-ICP41	ME-ICP41	ME-ICP41
	Analyte	Recvd Wt.	Au	Ag	Al	As	B	Ba	Be	Bi	Ca	Cd	Co	Cr	Cu	Fe
	Units	kg	ppm	ppm	%	ppm	ppm	ppm	ppm	ppm	%	ppm	ppm	ppm	ppm	%
	LOR	0.02	0.01	0.2	0.01	2	10	10	0.5	2	0.01	0.5	1	1	1	0.01
Q000219		1.18	0.03	0.2	1.23	178	<10	140	0.5	<2	1.06	<0.5	7	9	11	3.21
Q000220		1.53	0.06	0.5	0.49	215	<10	120	<0.5	<2	0.48	<0.5	5	1	8	2.46
Q000221		2.76	0.01	0.4	0.51	293	<10	130	0.5	<2	1.60	<0.5	5	2	7	2.65
Q000222		4.54	0.01	0.6	0.44	647	<10	110	0.5	<2	1.46	0.8	5	2	6	2.63
Q000223		4.60	0.02	1.0	0.48	1530	<10	100	0.7	<2	1.93	2.7	5	2	19	2.94
Q000224		0.26	<0.01	<0.2	0.74	6	<10	100	<0.5	<2	0.94	<0.5	11	14	13	2.42
Q000225		4.62	0.03	0.8	0.53	1135	<10	100	0.6	<2	0.79	1.6	6	1	12	3.12
Q000226		4.04	0.01	0.4	0.49	365	<10	100	0.8	<2	2.40	<0.5	5	1	6	2.80
Q000227		2.01	0.05	2.3	0.49	162	<10	90	<0.5	<2	0.38	15.4	5	2	10	2.69
Q000228		3.32	0.15	6.1	0.44	318	<10	80	0.5	<2	0.33	26.3	5	2	19	2.55
Q000229		3.50	0.06	0.4	0.52	300	<10	80	0.6	<2	1.45	<0.5	5	1	9	2.67
Q000230		6.12	0.05	1.8	1.77	222	<10	290	0.8	<2	2.76	4.7	15	3	23	4.46
Q000231		0.07	0.54	59.8	0.71	142	<10	20	<0.5	6	1.57	206	<1	13	>10000	11.30
Q000232		1.98	0.07	0.4	0.49	369	<10	70	1.0	<2	2.84	0.6	5	1	26	2.75
Q000233		3.42	0.03	0.4	0.40	181	<10	60	0.8	<2	2.49	<0.5	5	<1	11	2.60
Q000234		1.32	0.04	0.3	0.48	124	<10	70	0.6	<2	1.64	<0.5	5	1	13	2.51
Q000235		3.82	0.06	0.7	0.50	233	<10	80	0.7	<2	1.63	2.1	5	1	12	2.58
Q000236		3.34	0.10	1.2	0.48	192	<10	60	0.7	<2	1.69	5.6	6	1	18	2.70
Q000237		<0.02	0.11	1.2	0.46	195	<10	80	0.7	2	1.69	5.7	5	1	17	2.75
Q000238		4.74	0.03	0.5	0.50	223	<10	60	0.7	<2	2.28	<0.5	5	2	18	2.55
Q000239		4.81	0.01	0.3	0.45	516	<10	130	0.7	<2	2.79	<0.5	4	1	13	2.67
Q000240		2.21	0.23	9.1	0.45	570	<10	80	0.7	<2	1.75	1.2	5	1	11	3.00
Q000241		2.63	0.01	0.3	0.45	402	<10	110	0.7	<2	2.43	<0.5	4	1	12	2.41
Q000242		1.86	0.01	0.3	0.55	366	<10	110	0.6	<2	1.65	<0.5	5	2	15	2.25
Q000243		0.47	<0.01	<0.2	0.65	3	<10	80	<0.5	<2	0.88	<0.5	10	11	10	2.19
Q000244		2.27	0.01	0.4	0.49	263	<10	120	0.7	<2	2.56	<0.5	5	1	12	2.65
Q000245		2.31	0.03	0.3	0.45	199	<10	70	0.9	<2	2.93	<0.5	5	1	11	2.66
Q000246		2.35	0.05	0.4	0.49	149	<10	110	0.7	<2	1.44	<0.5	6	1	12	2.80
Q000247		2.13	0.02	0.3	0.51	135	<10	120	0.7	<2	2.26	<0.5	5	1	10	2.56
Q000248		2.36	0.07	0.7	0.56	160	<10	90	0.5	<2	1.28	<0.5	6	2	132	2.52
Q000249		2.16	0.08	1.2	0.52	144	<10	30	0.6	<2	1.46	<0.5	7	3	209	3.43
Q000250		0.04	2.27	>100	0.29	1105	<10	10	<0.5	50	1.73	481	25	14	>10000	17.4
Q000251		2.29	0.08	0.6	0.49	191	<10	110	0.7	<2	1.43	0.6	6	2	34	2.60
Q000252		2.14	0.18	0.5	0.47	233	<10	80	0.5	<2	1.15	<0.5	5	1	26	2.97
Q000253		2.44	0.06	0.3	0.53	135	<10	100	0.6	<2	1.41	<0.5	6	2	27	2.88
Q000254		1.93	0.07	0.4	0.57	201	<10	120	0.7	<2	1.54	<0.5	5	1	26	2.77
Q000255		<0.02	0.07	0.4	0.60	197	<10	110	0.7	2	1.54	<0.5	5	1	24	2.69
Q000256		2.15	0.11	0.3	0.54	451	<10	110	0.7	<2	1.97	0.5	5	1	24	2.63
Q000257		2.12	0.10	0.3	0.52	384	<10	110	0.7	<2	2.06	<0.5	5	1	12	2.76
Q000258		1.74	0.24	0.3	0.56	500	<10	90	0.7	<2	1.31	<0.5	6	1	13	2.46

ALS Canada Ltd.
2103 Dollarton Hwy
North Vancouver BC V7H 0A7
Phone: 604 984 0221 Fax: 604 984 0218 www.alsglobal.com

To: **BRIXTON METALS CORPORATION**
#1411 - 409 GRANVILLE STREET
VANCOUVER BC V6C 1T2

Finalized Date: 28-OCT-2012
Account: BRIXMET

Project: Thorn

CERTIFICATE OF ANALYSIS WH12229206

Sample Description	Method	ME-ICP41	ME-ICP41	ME-ICP41	ME-ICP41	ME-ICP41	ME-ICP41	ME-ICP41	ME-ICP41	ME-ICP41	ME-ICP41	ME-ICP41	ME-ICP41	ME-ICP41	ME-ICP41	ME-ICP41
	Analyte	Ga	Hg	K	La	Mg	Mn	Mo	Na	Ni	P	Pb	S	Sb	Sc	Sr
	Units	ppm	ppm	%	ppm	%	ppm	ppm	%	ppm	ppm	ppm	%	ppm	ppm	ppm
	LOR	10	1	0.01	10	0.01	5	1	0.01	1	10	2	0.01	2	1	1
Q000219		<10	<1	0.19	10	1.00	777	<1	0.04	10	940	18	1.76	9	2	155
Q000220		<10	<1	0.23	10	0.14	335	<1	0.02	<1	710	42	2.27	3	1	57
Q000221		<10	<1	0.26	10	0.43	1725	<1	0.03	1	780	63	2.37	11	1	180
Q000222		<10	<1	0.28	10	0.49	1515	<1	0.02	<1	770	62	2.46	7	1	74
Q000223		<10	<1	0.29	10	0.62	3340	<1	0.02	1	750	194	2.80	24	1	106
Q000224		<10	<1	0.10	10	0.46	304	<1	0.23	24	1580	<2	0.02	<2	3	105
Q000225		<10	<1	0.33	10	0.21	3900	<1	0.02	<1	790	183	3.30	20	1	99
Q000226		<10	<1	0.30	10	0.71	7370	<1	0.02	<1	760	68	2.79	9	1	120
Q000227		<10	<1	0.28	10	0.06	382	8	0.01	<1	770	1840	3.25	161	1	103
Q000228		<10	<1	0.24	10	0.04	981	1	0.01	1	790	3210	3.32	55	1	62
Q000229		<10	<1	0.29	10	0.39	18800	<1	0.02	2	740	90	2.99	5	1	99
Q000230		10	<1	0.28	20	1.42	6570	<1	0.03	11	2310	413	1.01	21	7	405
Q000231		10	3	0.07	<10	1.68	587	31	0.03	16	380	917	>10.0	41	1	35
Q000232		<10	<1	0.28	10	0.85	4530	<1	0.02	2	690	44	2.77	6	1	156
Q000233		<10	<1	0.24	10	0.64	3910	<1	0.02	1	730	39	2.67	5	1	246
Q000234		<10	<1	0.27	10	0.42	3550	<1	0.02	<1	760	46	2.57	4	1	193
Q000235		<10	<1	0.25	10	0.47	10550	<1	0.03	1	750	119	2.67	7	1	150
Q000236		<10	<1	0.25	10	0.48	12000	<1	0.03	4	820	255	2.67	9	1	163
Q000237		<10	<1	0.25	10	0.48	12050	<1	0.03	3	810	256	2.69	9	1	163
Q000238		<10	<1	0.25	10	0.62	3110	1	0.03	1	750	33	2.49	9	1	257
Q000239		<10	<1	0.23	10	0.86	3460	<1	0.04	<1	750	37	2.48	9	1	340
Q000240		<10	<1	0.25	10	0.52	8540	<1	0.04	1	720	168	3.24	8	1	145
Q000241		<10	<1	0.23	10	0.75	3030	<1	0.04	1	770	25	2.20	6	1	173
Q000242		<10	<1	0.27	10	0.52	2340	1	0.04	<1	790	29	2.04	6	1	186
Q000243		<10	<1	0.09	10	0.40	264	<1	0.21	21	1750	<2	0.02	<2	3	94
Q000244		<10	<1	0.25	10	0.83	3310	<1	0.05	<1	730	31	2.59	6	1	188
Q000245		<10	<1	0.23	10	0.97	4410	2	0.06	<1	670	25	2.64	5	1	216
Q000246		<10	<1	0.25	10	0.48	2080	<1	0.07	1	740	23	3.13	6	1	223
Q000247		<10	<1	0.24	10	0.80	3400	<1	0.07	<1	720	20	2.66	4	1	205
Q000248		<10	<1	0.24	10	0.46	4740	3	0.07	8	690	25	2.75	55	1	197
Q000249		<10	<1	0.24	10	0.44	2510	5	0.07	15	900	37	3.90	84	1	214
Q000250		10	19	0.06	<10	0.77	367	33	0.01	52	380	>10000	>10.0	230	1	34
Q000251		<10	<1	0.25	10	0.41	2410	5	0.08	2	780	46	2.78	8	1	220
Q000252		<10	<1	0.25	10	0.35	10700	<1	0.07	1	760	45	3.38	10	1	190
Q000253		<10	<1	0.25	10	0.46	3390	1	0.07	8	750	30	3.23	9	1	197
Q000254		<10	<1	0.27	10	0.54	2930	<1	0.07	<1	760	26	2.95	11	1	223
Q000255		<10	<1	0.27	10	0.54	2930	<1	0.07	1	750	24	2.91	11	1	220
Q000256		<10	<1	0.25	10	0.61	6510	<1	0.06	1	720	35	2.77	10	1	220
Q000257		<10	<1	0.24	10	0.67	6020	<1	0.05	<1	740	25	2.85	5	1	167
Q000258		<10	<1	0.22	10	0.52	8720	<1	0.04	1	770	36	2.44	6	1	153

ALS Canada Ltd.
2103 Dollarton Hwy
North Vancouver BC V7H 0A7
Phone: 604 984 0221 Fax: 604 984 0218 www.alsglobal.com

To: **BRIXTON METALS CORPORATION**
#1411 - 409 GRANVILLE STREET
VANCOUVER BC V6C 1T2

Finalized Date: 28-OCT-2012
Account: BRIXMET

Project: Thorn

CERTIFICATE OF ANALYSIS WH12229206

Sample Description	Method	ME-ICP41	ME-ICP41	ME-ICP41	ME-ICP41	ME-ICP41	ME-ICP41	ME-ICP41	Cu-AA46	Pb-AA46	Zn-AA46	Ag-GRA21
	Analyte	Th	Ti	Tl	U	V	W	Zn	Cu	Pb	Zn	Ag
	Units	ppm	%	ppm	ppm	ppm	ppm	ppm	%	%	%	ppm
	LOR	20	0.01	10	10	1	10	2	0.001	0.001	0.001	5
Q000219		<20	<0.01	<10	<10	28	<10	128				
Q000220		<20	<0.01	<10	<10	7	<10	103				
Q000221		<20	<0.01	<10	<10	7	<10	119				
Q000222		<20	<0.01	<10	<10	8	<10	234				
Q000223		<20	<0.01	<10	<10	10	<10	721				
Q000224		<20	0.16	<10	<10	49	<10	33				
Q000225		<20	<0.01	<10	<10	6	<10	709				
Q000226		<20	<0.01	<10	<10	7	<10	459				
Q000227		<20	<0.01	<10	<10	5	<10	4160				
Q000228		<20	<0.01	<10	<10	4	<10	6200				
Q000229		<20	<0.01	<10	<10	4	<10	192				
Q000230		<20	0.01	<10	<10	67	<10	1360				
Q000231		<20	<0.01	<10	<10	10	<10	>10000	1.866		4.45	
Q000232		<20	<0.01	<10	<10	6	<10	209				
Q000233		<20	<0.01	<10	<10	4	<10	94				
Q000234		<20	<0.01	<10	<10	5	<10	65				
Q000235		<20	<0.01	<10	<10	6	<10	327				
Q000236		<20	<0.01	<10	<10	7	<10	738				
Q000237		<20	<0.01	<10	<10	7	<10	746				
Q000238		<20	<0.01	<10	<10	7	<10	92				
Q000239		<20	<0.01	<10	<10	7	<10	77				
Q000240		<20	<0.01	<10	<10	5	<10	368				
Q000241		<20	<0.01	<10	<10	10	<10	69				
Q000242		<20	<0.01	<10	<10	10	<10	95				
Q000243		<20	0.14	<10	<10	44	<10	27				
Q000244		<20	<0.01	<10	<10	9	<10	67				
Q000245		<20	<0.01	<10	<10	6	<10	64				
Q000246		<20	<0.01	<10	<10	5	<10	77				
Q000247		<20	<0.01	<10	<10	7	<10	54				
Q000248		<20	<0.01	<10	<10	6	<10	80				
Q000249		<20	<0.01	<10	<10	9	<10	118				
Q000250		<20	<0.01	30	<10	17	10	>10000	1.233	1.495	9.11	158
Q000251		<20	<0.01	<10	<10	7	<10	155				
Q000252		<20	<0.01	<10	<10	5	<10	111				
Q000253		<20	<0.01	<10	<10	6	<10	93				
Q000254		<20	<0.01	<10	<10	6	<10	93				
Q000255		<20	<0.01	<10	<10	6	<10	96				
Q000256		<20	<0.01	<10	<10	6	<10	88				
Q000257		<20	<0.01	<10	<10	7	<10	59				
Q000258		<20	<0.01	<10	<10	6	<10	88				

ALS Canada Ltd.
2103 Dollarton Hwy
North Vancouver BC V7H 0A7
Phone: 604 984 0221 Fax: 604 984 0218 www.alsglobal.com

To: **BRIXTON METALS CORPORATION**
#1411 - 409 GRANVILLE STREET
VANCOUVER BC V6C 1T2

Finalized Date: 28-OCT-2012
Account: BRIXMET

Project: Thorn

CERTIFICATE OF ANALYSIS WH12229206

Sample Description	Method	WEI-21	Au-AA25	ME-ICP41	ME-ICP41	ME-ICP41	ME-ICP41	ME-ICP41	ME-ICP41	ME-ICP41	ME-ICP41	ME-ICP41	ME-ICP41	ME-ICP41	ME-ICP41	ME-ICP41
	Analyte	Recvd Wt.	Au	Ag	Al	As	B	Ba	Be	Bi	Ca	Cd	Co	Cr	Cu	Fe
	Units	kg	ppm	ppm	%	ppm	ppm	ppm	ppm	ppm	%	ppm	ppm	ppm	ppm	%
	LOR	0.02	0.01	0.2	0.01	2	10	10	0.5	2	0.01	0.5	1	1	1	0.01
Q000259		2.79	1.12	3.2	0.48	408	<10	30	0.7	<2	0.74	3.3	6	2	96	2.88
Q000260		2.33	1.15	2.2	0.44	624	<10	70	0.6	<2	0.34	<0.5	6	2	20	2.79
Q000261		2.40	0.56	0.5	0.51	702	<10	90	0.6	<2	1.03	<0.5	6	1	12	2.87
Q000262		2.05	0.07	0.2	0.42	340	<10	90	0.6	2	1.84	<0.5	5	1	9	2.69
Q000263		2.35	0.55	0.6	0.51	882	<10	90	0.6	<2	0.61	0.9	6	2	24	2.96
Q000264		0.33	<0.01	<0.2	0.71	3	<10	100	<0.5	<2	0.98	<0.5	11	12	11	2.37
Q000265		4.23	0.26	1.4	0.54	812	<10	90	0.6	<2	1.03	14.2	6	2	17	2.76
Q000266		2.42	0.36	1.1	0.42	255	<10	80	0.5	<2	0.27	4.6	6	2	11	2.86
Q000267		1.98	0.45	3.7	0.42	311	<10	60	<0.5	<2	0.20	43.6	5	3	12	2.78
Q000268		2.49	0.15	1.7	0.46	1525	<10	80	0.6	<2	0.45	5.2	5	2	11	3.21
Q000269		0.12	0.53	55.0	0.66	140	<10	20	<0.5	11	1.60	209	<1	13	>10000	11.35
Q000270		2.35	0.04	1.1	0.72	1555	<10	100	0.6	<2	0.35	5.3	7	2	22	3.14
Q000271		2.82	0.01	0.8	0.68	931	<10	90	0.6	<2	0.82	6.4	6	2	15	3.11
Q000272		1.73	0.07	1.5	0.69	1545	<10	90	0.6	<2	0.33	14.9	6	2	15	3.08
Q000273		2.25	0.02	1.2	0.58	839	<10	60	0.6	<2	0.61	8.4	6	1	18	2.88
Q000274		3.14	0.09	0.6	0.43	354	<10	50	0.6	<2	2.71	1.2	8	1	22	3.38
Q000275		2.73	0.15	1.1	0.38	983	<10	20	0.6	<2	1.45	1.4	5	1	9	2.65
Q000276		<0.02	0.26	1.1	0.40	956	<10	30	0.6	<2	1.43	1.3	5	1	9	2.72
Q000277		2.05	0.08	1.8	0.47	1790	<10	40	0.5	<2	1.73	8.1	5	1	20	2.95
Q000278		2.49	0.15	1.1	0.44	951	<10	60	0.7	<2	0.58	0.8	6	2	9	3.14
Q000279		1.87	<0.01	0.3	0.46	381	<10	90	0.6	<2	0.59	0.7	6	2	8	2.86
Q000280		2.45	0.02	1.0	0.50	1440	<10	80	0.6	<2	0.68	4.4	8	2	15	3.16
Q000281		2.37	0.06	0.7	0.45	945	<10	70	0.6	<2	0.43	2.4	5	1	11	2.75
Q000282		0.39	<0.01	<0.2	0.77	8	<10	100	<0.5	<2	1.05	<0.5	11	12	12	2.43
Q000283		2.03	0.04	1.4	0.45	1555	<10	50	0.6	<2	0.34	5.4	6	1	14	3.01
Q000284		1.73	0.06	3.0	0.41	3400	<10	60	0.5	<2	0.43	11.1	5	1	18	3.10
Q000285		2.11	0.28	1.8	0.43	3100	<10	60	0.6	<2	0.34	2.7	5	1	15	3.02
Q000286		2.55	0.03	1.0	0.44	1385	<10	90	0.6	<2	0.56	3.1	6	2	15	2.73
Q000287		1.89	0.01	0.9	0.39	1400	<10	80	0.5	<2	0.44	2.7	6	1	10	3.25
Q000288		2.36	0.02	0.4	0.43	954	<10	40	0.5	2	1.55	<0.5	5	1	7	2.64
Q000289		2.17	0.07	3.2	0.41	2390	<10	60	0.5	<2	0.25	10.0	6	1	21	2.99
Q000290		2.37	0.13	3.0	0.41	3140	<10	60	0.5	<2	0.37	9.5	5	1	24	3.07
Q000291		0.08	2.21	>100	0.29	1115	<10	10	<0.5	54	1.75	480	26	14	>10000	17.3
Q000292		2.14	0.07	1.6	0.42	844	<10	80	0.5	<2	0.64	5.4	6	1	31	2.85
Q000293		2.28	0.17	11.3	0.41	479	<10	50	<0.5	8	0.24	10.1	5	2	501	4.16
Q000294		2.24	0.24	27.2	0.31	1065	<10	60	<0.5	9	0.70	3.5	4	2	987	3.78
Q000295		2.01	0.03	2.5	0.48	64	<10	110	<0.5	2	1.46	<0.5	4	2	101	1.78
Q000296		2.10	0.55	27.0	0.36	241	<10	50	<0.5	14	0.19	1.1	4	3	381	4.66
Q000297		2.44	0.12	42.4	0.38	481	<10	40	<0.5	47	0.19	0.7	4	3	1665	5.03
Q000298		<0.02	0.11	39.2	0.37	479	<10	40	<0.5	40	0.19	0.7	4	2	1610	4.79

ALS Canada Ltd.
2103 Dollarton Hwy
North Vancouver BC V7H 0A7
Phone: 604 984 0221 Fax: 604 984 0218 www.alsglobal.com

To: **BRIXTON METALS CORPORATION**
#1411 - 409 GRANVILLE STREET
VANCOUVER BC V6C 1T2

Finalized Date: 28-OCT-2012
Account: BRIXMET

Project: Thorn

CERTIFICATE OF ANALYSIS WH12229206

Sample Description	Method	ME-ICP41	ME-ICP41	ME-ICP41	ME-ICP41	ME-ICP41	ME-ICP41	ME-ICP41	ME-ICP41	ME-ICP41	ME-ICP41	ME-ICP41	ME-ICP41	ME-ICP41	ME-ICP41	ME-ICP41
	Analyte	Ga	Hg	K	La	Mg	Mn	Mo	Na	Ni	P	Pb	S	Sb	Sc	Sr
	Units	ppm	ppm	%	ppm	%	ppm	ppm	%	ppm	ppm	ppm	%	ppm	ppm	ppm
	LOR	10	1	0.01	10	0.01	5	1	0.01	1	10	2	0.01	2	1	1
Q000259		<10	<1	0.24	10	0.21	2160	2	0.06	1	720	195	3.23	30	1	178
Q000260		<10	<1	0.24	10	0.09	2960	<1	0.08	1	670	40	3.22	6	1	159
Q000261		<10	<1	0.26	10	0.32	13450	<1	0.09	1	790	28	3.19	4	1	179
Q000262		<10	<1	0.24	10	0.56	8060	<1	0.09	<1	750	24	3.01	4	1	181
Q000263		<10	<1	0.25	10	0.21	9160	1	0.09	2	770	97	3.28	11	1	149
Q000264		<10	<1	0.10	10	0.46	310	<1	0.23	23	1820	<2	0.01	<2	3	102
Q000265		<10	<1	0.27	10	0.34	7450	1	0.09	2	760	959	3.03	11	1	166
Q000266		<10	<1	0.24	10	0.04	1470	<1	0.09	<1	740	314	3.35	6	1	144
Q000267		<10	1	0.23	10	0.02	173	<1	0.08	2	690	1120	3.39	30	1	129
Q000268		<10	<1	0.24	10	0.15	7920	<1	0.08	<1	740	488	3.20	10	1	122
Q000269		10	3	0.06	<10	1.63	599	36	0.02	12	370	916	>10.0	44	1	36
Q000270		<10	<1	0.24	10	0.35	6650	<1	0.08	1	770	346	2.68	15	1	126
Q000271		<10	<1	0.22	10	0.53	5400	<1	0.07	1	760	254	2.54	9	1	141
Q000272		<10	<1	0.23	10	0.33	5190	<1	0.07	1	770	447	2.70	11	1	125
Q000273		<10	<1	0.22	10	0.35	5790	<1	0.07	1	760	377	2.40	9	1	150
Q000274		<10	<1	0.24	10	0.76	3410	1	0.08	9	1170	95	1.78	12	3	358
Q000275		<10	<1	0.19	10	0.31	3490	<1	0.08	1	700	125	2.79	6	1	254
Q000276		<10	<1	0.20	10	0.30	3390	<1	0.07	1	680	120	2.77	7	1	250
Q000277		<10	<1	0.23	10	0.15	4940	<1	0.08	<1	810	660	3.17	24	1	307
Q000278		<10	<1	0.23	10	0.17	3290	<1	0.08	<1	730	58	3.35	7	1	137
Q000279		<10	<1	0.21	10	0.30	7720	<1	0.07	<1	780	43	2.75	4	1	151
Q000280		<10	<1	0.23	10	0.32	5750	<1	0.07	1	750	113	3.17	12	1	162
Q000281		<10	<1	0.24	10	0.14	4720	<1	0.08	<1	770	106	3.04	8	1	131
Q000282		<10	<1	0.11	20	0.50	303	<1	0.24	24	2110	2	0.01	<2	3	110
Q000283		<10	<1	0.25	10	0.10	3160	<1	0.07	<1	790	156	3.21	11	1	133
Q000284		<10	<1	0.24	10	0.11	2210	<1	0.06	1	780	464	3.43	23	1	141
Q000285		<10	<1	0.25	10	0.08	4380	<1	0.06	1	770	174	3.22	17	1	134
Q000286		<10	<1	0.25	10	0.21	6110	<1	0.07	1	780	135	2.72	11	1	143
Q000287		<10	<1	0.23	10	0.24	9480	<1	0.07	1	770	107	3.16	12	1	135
Q000288		<10	<1	0.26	10	0.52	7550	<1	0.07	1	760	47	2.61	8	1	198
Q000289		<10	<1	0.26	10	0.04	764	<1	0.07	1	770	609	3.51	15	1	124
Q000290		<10	<1	0.25	10	0.07	1245	<1	0.07	<1	780	480	3.53	18	1	129
Q000291		10	19	0.06	<10	0.76	374	32	0.01	54	370	>10000	>10.0	238	1	34
Q000292		<10	<1	0.26	10	0.18	1325	<1	0.07	<1	760	243	3.30	8	1	129
Q000293		<10	<1	0.24	10	0.04	241	<1	0.06	<1	670	992	4.90	128	1	115
Q000294		<10	<1	0.20	<10	0.18	1135	<1	0.05	<1	420	486	4.20	226	1	109
Q000295		<10	<1	0.31	10	0.43	2700	2	0.06	<1	490	52	1.15	17	1	144
Q000296		<10	<1	0.20	<10	0.02	70	<1	0.05	<1	580	442	5.45	62	<1	115
Q000297		<10	<1	0.21	<10	0.02	118	<1	0.06	<1	540	186	6.23	248	<1	134
Q000298		<10	<1	0.21	<10	0.02	111	<1	0.06	<1	550	172	5.93	249	<1	135

ALS Canada Ltd.
2103 Dollarton Hwy
North Vancouver BC V7H 0A7
Phone: 604 984 0221 Fax: 604 984 0218 www.alsglobal.com

To: **BRIXTON METALS CORPORATION**
#1411 - 409 GRANVILLE STREET
VANCOUVER BC V6C 1T2

Finalized Date: 28-OCT-2012
Account: BRIXMET

Project: Thorn

CERTIFICATE OF ANALYSIS WH12229206

Sample Description	Method	ME-ICP41	ME-ICP41	ME-ICP41	ME-ICP41	ME-ICP41	ME-ICP41	ME-ICP41	Cu-AA46	Pb-AA46	Zn-AA46	Ag-GRA21
	Analyte	Th	Ti	Tl	U	V	W	Zn	Cu	Pb	Zn	Ag
	Units	ppm	%	ppm	ppm	ppm	ppm	ppm	%	%	%	ppm
	LOR	20	0.01	10	10	1	10	2	0.001	0.001	0.001	5
Q000259		<20	<0.01	<10	<10	6	<10	655				
Q000260		<20	<0.01	<10	<10	6	<10	182				
Q000261		<20	<0.01	<10	<10	6	<10	139				
Q000262		<20	<0.01	<10	<10	5	<10	75				
Q000263		<20	<0.01	<10	<10	4	<10	285				
Q000264		<20	0.16	<10	<10	51	<10	30				
Q000265		<20	<0.01	<10	<10	8	<10	2160				
Q000266		<20	<0.01	<10	<10	7	<10	607				
Q000267		<20	<0.01	<10	<10	6	<10	4280				
Q000268		<20	<0.01	<10	<10	5	<10	730				
Q000269		<20	<0.01	<10	<10	9	<10	>10000	1.853		4.45	
Q000270		<20	<0.01	<10	<10	7	<10	866				
Q000271		<20	<0.01	<10	<10	10	<10	1050				
Q000272		<20	<0.01	<10	<10	7	<10	2260				
Q000273		<20	<0.01	<10	<10	7	<10	1390				
Q000274		<20	<0.01	<10	<10	21	<10	254				
Q000275		<20	<0.01	<10	<10	4	<10	394				
Q000276		<20	<0.01	<10	<10	5	<10	381				
Q000277		<20	<0.01	<10	<10	4	<10	1930				
Q000278		<20	<0.01	<10	<10	5	<10	208				
Q000279		<20	<0.01	<10	<10	8	<10	171				
Q000280		<20	<0.01	<10	<10	9	<10	972				
Q000281		<20	<0.01	<10	<10	6	<10	573				
Q000282		<20	0.15	<10	<10	54	<10	36				
Q000283		<20	<0.01	<10	<10	6	<10	1130				
Q000284		<20	<0.01	<10	<10	4	<10	2220				
Q000285		<20	<0.01	<10	<10	4	<10	761				
Q000286		<20	<0.01	<10	<10	6	<10	741				
Q000287		<20	<0.01	<10	<10	5	<10	615				
Q000288		<20	<0.01	<10	<10	6	<10	75				
Q000289		<20	<0.01	<10	<10	4	<10	2060				
Q000290		<20	<0.01	<10	<10	4	<10	1995				
Q000291		<20	<0.01	30	<10	17	10	>10000	1.227	1.500	8.89	156
Q000292		<20	<0.01	<10	<10	4	<10	846				
Q000293		<20	<0.01	<10	<10	4	<10	1580				
Q000294		<20	<0.01	<10	<10	3	<10	535				
Q000295		<20	<0.01	<10	<10	4	<10	63				
Q000296		<20	<0.01	<10	<10	4	<10	185				
Q000297		<20	<0.01	<10	<10	4	<10	122				
Q000298		<20	<0.01	<10	<10	4	<10	112				

ALS Canada Ltd.
2103 Dollarton Hwy
North Vancouver BC V7H 0A7
Phone: 604 984 0221 Fax: 604 984 0218 www.alsglobal.com

To: **BRIXTON METALS CORPORATION**
#1411 - 409 GRANVILLE STREET
VANCOUVER BC V6C 1T2

Finalized Date: 28-OCT-2012
Account: BRIXMET

Project: Thorn

CERTIFICATE OF ANALYSIS WH12229206

Sample Description	Method	WEI-21	Au-AA25	ME-ICP41	ME-ICP41	ME-ICP41	ME-ICP41	ME-ICP41	ME-ICP41	ME-ICP41	ME-ICP41	ME-ICP41	ME-ICP41	ME-ICP41	ME-ICP41	ME-ICP41
	Analyte	Recvd Wt.	Au	Ag	Al	As	B	Ba	Be	Bi	Ca	Cd	Co	Cr	Cu	Fe
	Units	kg	ppm	ppm	%	ppm	ppm	ppm	ppm	ppm	%	ppm	ppm	ppm	ppm	%
	LOR	0.02	0.01	0.2	0.01	2	10	10	0.5	2	0.01	0.5	1	1	1	0.01
Q000299		2.99	0.35	>100	0.25	4200	<10	10	<0.5	486	0.42	6.4	<1	5	>10000	12.10
Q000300		2.77	1.03	>100	0.15	>10000	<10	10	<0.5	2230	1.46	32.2	<1	2	>10000	21.1
Q000301		1.97	0.08	41.5	0.42	618	<10	40	<0.5	27	0.18	38.5	4	3	3150	5.53
Q000302		2.35	0.05	6.4	0.43	707	<10	50	<0.5	8	0.20	47.4	5	2	215	4.23
Q000303		1.70	0.01	3.3	0.43	330	<10	40	<0.5	<2	0.20	18.0	5	2	39	3.08
Q000304		2.15	<0.01	1.7	0.44	230	<10	50	<0.5	2	0.21	1.6	5	1	33	3.02
Q000305		2.41	0.03	1.5	0.43	156	<10	30	<0.5	2	0.18	8.8	5	3	26	3.34
Q000306		0.38	0.02	<0.2	0.69	2	<10	60	<0.5	<2	1.00	<0.5	12	14	23	2.57
Q000307		2.35	0.01	2.9	0.45	633	<10	40	<0.5	<2	0.20	45.9	4	3	41	3.09
Q000308		1.91	0.04	5.4	0.39	446	<10	30	<0.5	5	0.20	12.9	4	3	68	2.92
Q000309		2.22	0.03	4.1	0.45	1520	<10	40	<0.5	5	0.19	17.6	4	3	98	3.60
Q000310		2.32	0.21	44.2	0.42	2380	<10	<10	<0.5	15	0.51	10.0	5	2	3020	3.40
Q000311		0.12	0.48	66.5	0.78	162	<10	<10	<0.5	<2	1.72	245	<1	15	>10000	12.50
Q000312		2.30	0.08	4.3	0.45	2070	<10	40	<0.5	4	0.22	0.9	4	4	92	2.99
Q000313		2.11	0.03	3.4	0.44	509	<10	50	<0.5	2	0.28	12.0	5	2	43	2.93
Q000314		1.98	0.16	19.2	0.47	198	<10	40	<0.5	5	0.23	5.2	4	3	159	4.01
Q000315		<0.02	0.16	18.5	0.45	191	<10	40	<0.5	6	0.23	5.3	4	3	157	3.93
Q000316		2.34	0.14	16.9	0.45	246	<10	<10	<0.5	6	0.36	8.0	4	3	220	4.18
Q000317		2.25	0.13	7.1	0.49	594	<10	70	0.5	3	1.39	16.6	7	2	169	3.51
Q000318		1.73	0.01	12.0	0.48	333	<10	60	0.5	<2	0.32	41.1	5	2	23	2.89
Q000319		3.32	<0.01	1.4	0.71	149	<10	90	<0.5	<2	3.06	3.0	12	6	80	2.86
Q000320		2.80	0.02	6.1	0.46	231	<10	40	0.5	4	0.22	64.8	5	2	52	3.09
Q000321		1.60	0.15	15.6	0.40	233	<10	40	<0.5	6	0.25	65.6	4	2	180	3.95
Q000322		0.29	<0.01	<0.2	0.74	<2	<10	90	<0.5	<2	0.96	<0.5	12	13	14	2.48
Q000323		2.58	0.03	3.0	0.41	333	<10	70	0.5	2	1.61	9.1	4	1	36	3.17
Q000324		2.01	0.03	2.5	0.47	378	<10	<10	<0.5	<2	0.55	5.8	4	1	44	2.96
Q000325		2.53	0.06	9.2	0.47	328	<10	40	<0.5	4	0.57	19.4	5	1	86	2.96
Q000326		2.46	0.10	18.8	0.47	310	<10	40	<0.5	4	0.27	122.0	5	1	94	3.19
Q000327		1.98	0.05	7.5	0.52	280	<10	50	<0.5	<2	0.35	43.2	5	2	24	2.81
Q000328		0.04	2.15	>100	0.30	1150	<10	<10	<0.5	41	1.69	513	24	15	>10000	17.3
Q000329		2.16	0.09	7.6	0.40	256	<10	70	<0.5	<2	0.23	25.2	5	1	21	2.64
Q000330		2.18	0.06	4.0	0.47	268	<10	40	<0.5	<2	0.26	9.0	5	2	23	2.85
Q000331		2.18	0.12	17.4	0.43	200	<10	40	<0.5	4	0.17	9.4	4	3	229	3.40
Q000332		2.61	1.26	99.4	0.32	372	<10	<10	<0.5	44	0.99	11.5	<1	2	1550	19.7
Q000333		2.50	0.14	17.3	0.43	262	<10	<10	0.5	7	0.95	22.6	6	3	197	4.10
Q000334		2.32	0.72	>100	0.27	313	<10	<10	<0.5	31	2.83	3.6	<1	4	950	10.45
Q000335		1.97	0.08	10.3	0.41	379	<10	50	0.7	<2	1.86	35.2	4	3	18	3.50
Q000336		<0.02	0.07	10.3	0.48	390	<10	60	0.8	<2	1.89	36.5	4	2	18	3.53
Q000337		2.56	0.14	5.3	0.45	512	<10	50	0.6	<2	1.16	10.2	4	1	24	3.11
Q000338		2.52	0.16	16.7	0.49	574	<10	60	0.6	2	1.32	33.0	4	1	231	3.31

ALS Canada Ltd.
2103 Dollarton Hwy
North Vancouver BC V7H 0A7
Phone: 604 984 0221 Fax: 604 984 0218 www.alsglobal.com

To: **BRIXTON METALS CORPORATION**
#1411 - 409 GRANVILLE STREET
VANCOUVER BC V6C 1T2

Finalized Date: 28-OCT-2012
Account: BRIXMET

Project: Thorn

CERTIFICATE OF ANALYSIS WH12229206

Sample Description	Method	ME-ICP41	ME-ICP41	ME-ICP41	ME-ICP41	ME-ICP41	ME-ICP41	ME-ICP41	ME-ICP41	ME-ICP41	ME-ICP41	ME-ICP41	ME-ICP41	ME-ICP41	ME-ICP41	ME-ICP41
	Analyte	Ga	Hg	K	La	Mg	Mn	Mo	Na	Ni	P	Pb	S	Sb	Sc	Sr
	Units	ppm	ppm	%	ppm	%	ppm	ppm	%	ppm	ppm	ppm	%	ppm	ppm	ppm
	LOR	10	1	0.01	10	0.01	5	1	0.01	1	10	2	0.01	2	1	1
Q000299		<10	1	0.14	<10	0.13	631	<1	0.03	<1	260	534	>10.0	4370	<1	90
Q000300		<10	5	0.09	<10	0.66	1275	<1	0.02	<1	170	1605	>10.0	>10000	1	71
Q000301		<10	1	0.24	<10	0.02	114	1	0.07	<1	560	1620	7.15	747	1	119
Q000302		<10	1	0.25	<10	0.02	80	<1	0.09	<1	700	1010	5.11	44	1	152
Q000303		<10	1	0.24	<10	0.02	83	2	0.08	5	770	1140	3.64	6	1	157
Q000304		<10	<1	0.25	<10	0.02	49	1	0.08	2	810	536	3.51	6	1	158
Q000305		<10	<1	0.24	<10	0.02	76	1	0.08	2	670	247	3.91	5	1	154
Q000306		<10	<1	0.09	20	0.48	330	<1	0.21	25	2150	4	0.01	<2	3	105
Q000307		<10	<1	0.25	<10	0.02	117	2	0.08	2	730	658	3.68	11	1	164
Q000308		<10	<1	0.22	<10	0.02	94	1	0.08	1	710	546	3.42	16	1	169
Q000309		<10	<1	0.25	<10	0.02	91	1	0.08	1	670	464	4.12	25	1	157
Q000310		<10	<1	0.24	<10	0.14	871	3	0.08	1	720	604	3.98	762	1	207
Q000311		10	4	0.07	<10	1.82	676	36	0.03	16	440	1040	>10.0	46	2	41
Q000312		<10	<1	0.24	<10	0.03	142	4	0.08	1	760	440	3.34	22	<1	200
Q000313		<10	<1	0.25	<10	0.05	362	4	0.09	1	740	472	3.44	9	1	214
Q000314		<10	<1	0.26	<10	0.02	97	1	0.09	1	900	435	4.68	41	1	234
Q000315		<10	1	0.26	<10	0.02	93	1	0.09	1	910	418	4.63	39	1	234
Q000316		<10	<1	0.26	<10	0.03	208	6	0.08	1	620	323	4.87	58	1	140
Q000317		<10	<1	0.29	10	0.42	2160	3	0.08	7	920	1980	3.71	36	2	227
Q000318		<10	1	0.28	10	0.05	195	<1	0.08	1	920	5050	3.65	4	1	146
Q000319		<10	1	0.28	20	1.04	2270	2	0.06	16	1410	179	0.93	10	3	324
Q000320		<10	2	0.25	10	0.02	56	1	0.10	1	800	1880	3.86	9	1	184
Q000321		<10	2	0.22	10	0.04	126	<1	0.09	1	790	3630	5.03	30	1	192
Q000322		<10	<1	0.10	10	0.52	330	<1	0.23	27	1780	14	0.01	<2	4	106
Q000323		<10	1	0.23	10	0.62	6970	<1	0.08	1	800	823	3.61	11	1	177
Q000324		<10	1	0.28	10	0.20	25800	1	0.08	3	810	374	3.46	12	1	147
Q000325		<10	1	0.26	10	0.16	2300	<1	0.08	1	880	1580	3.52	29	1	162
Q000326		<10	2	0.26	10	0.03	158	<1	0.10	2	1010	5230	4.40	28	1	243
Q000327		<10	1	0.29	10	0.08	364	<1	0.09	1	810	2200	3.43	7	1	232
Q000328		10	19	0.06	<10	0.75	384	35	<0.01	55	390	>10000	>10.0	234	1	34
Q000329		<10	1	0.24	10	0.04	200	1	0.08	1	740	1775	3.28	5	1	146
Q000330		<10	1	0.27	10	0.06	252	2	0.08	1	710	904	3.34	9	1	202
Q000331		<10	<1	0.27	10	0.03	347	2	0.08	1	510	766	4.00	85	<1	170
Q000332		<10	1	0.19	<10	0.41	3190	1	0.04	<1	450	1090	>10.0	161	1	121
Q000333		<10	1	0.26	<10	0.32	2210	16	0.09	6	850	1465	4.79	54	1	178
Q000334		<10	1	0.15	<10	1.23	4870	2	0.03	<1	610	1585	>10.0	243	1	125
Q000335		<10	<1	0.25	<10	0.77	5950	1	0.09	1	780	2650	3.71	7	1	149
Q000336		<10	1	0.28	<10	0.78	5860	1	0.09	1	800	2690	3.71	7	1	152
Q000337		<10	<1	0.27	10	0.46	7490	<1	0.08	1	770	731	3.32	7	1	127
Q000338		<10	<1	0.29	10	0.54	5450	<1	0.08	1	700	1515	3.59	81	1	130

ALS Canada Ltd.
2103 Dollarton Hwy
North Vancouver BC V7H 0A7
Phone: 604 984 0221 Fax: 604 984 0218 www.alsglobal.com

To: **BRIXTON METALS CORPORATION**
#1411 - 409 GRANVILLE STREET
VANCOUVER BC V6C 1T2

Finalized Date: 28-OCT-2012
Account: BRIXMET

Project: Thorn

CERTIFICATE OF ANALYSIS WH12229206

Sample Description	Method	ME-ICP41	ME-ICP41	ME-ICP41	ME-ICP41	ME-ICP41	ME-ICP41	ME-ICP41	Cu-AA46	Pb-AA46	Zn-AA46	Ag-GRA21
	Analyte	Th	Ti	Tl	U	V	W	Zn	Cu	Pb	Zn	Ag
	Units	ppm	%	ppm	ppm	ppm	ppm	ppm	%	%	%	ppm
	LOR	20	0.01	10	10	1	10	2	0.001	0.001	0.001	5
Q000299		<20	<0.01	<10	<10	5	<10	1015	1.958			276
Q000300		<20	<0.01	<10	<10	9	<10	3480	6.108			724
Q000301		<20	<0.01	<10	<10	5	<10	4300				
Q000302		<20	<0.01	<10	<10	5	<10	4430				
Q000303		<20	<0.01	<10	<10	4	<10	2050				
Q000304		<20	<0.01	<10	<10	4	<10	266				
Q000305		<20	<0.01	<10	<10	4	<10	1210				
Q000306		<20	0.16	<10	<10	56	<10	42				
Q000307		<20	<0.01	<10	<10	4	<10	3710				
Q000308		<20	<0.01	<10	<10	4	<10	1240				
Q000309		<20	<0.01	<10	<10	4	<10	981				
Q000310		<20	<0.01	<10	<10	4	<10	777				
Q000311		<20	<0.01	<10	10	8	<10	>10000	1.877		4.29	
Q000312		<20	<0.01	<10	<10	4	<10	149				
Q000313		<20	<0.01	<10	<10	4	<10	1150				
Q000314		<20	<0.01	<10	<10	4	<10	636				
Q000315		<20	<0.01	<10	<10	4	<10	664				
Q000316		<20	<0.01	<10	<10	5	<10	831				
Q000317		<20	<0.01	<10	<10	6	<10	2790				
Q000318		<20	<0.01	<10	<10	4	<10	5740				
Q000319		<20	<0.01	<10	<10	14	<10	510				
Q000320		<20	<0.01	<10	<10	4	<10	5720				
Q000321		<20	<0.01	<10	<10	3	<10	7080				
Q000322		<20	0.17	<10	<10	53	<10	51				
Q000323		<20	<0.01	<10	<10	4	<10	1570				
Q000324		<20	<0.01	<10	10	4	<10	866				
Q000325		<20	<0.01	<10	<10	4	<10	2330				
Q000326		<20	<0.01	<10	<10	4	<10	>10000			1.170	
Q000327		<20	<0.01	<10	<10	4	<10	4110				
Q000328		<20	<0.01	30	<10	16	10	>10000	1.233	1.505	8.74	148
Q000329		<20	<0.01	<10	<10	3	<10	3700				
Q000330		<20	<0.01	<10	<10	4	<10	1110				
Q000331		<20	<0.01	<10	<10	4	<10	966				
Q000332		<20	<0.01	<10	<10	3	<10	1270				
Q000333		<20	<0.01	<10	<10	8	<10	2220				
Q000334		<20	<0.01	<10	<10	4	<10	219				106
Q000335		<20	<0.01	<10	<10	4	<10	4420				
Q000336		<20	<0.01	<10	<10	5	<10	4580				
Q000337		<20	<0.01	<10	<10	4	<10	1770				
Q000338		<20	<0.01	<10	<10	4	<10	3480				

ALS Canada Ltd.
2103 Dollarton Hwy
North Vancouver BC V7H 0A7
Phone: 604 984 0221 Fax: 604 984 0218 www.alsglobal.com

To: **BRIXTON METALS CORPORATION**
#1411 - 409 GRANVILLE STREET
VANCOUVER BC V6C 1T2

Finalized Date: 28-OCT-2012
Account: BRIXMET

Project: Thorn

CERTIFICATE OF ANALYSIS WH12229206

Sample Description	Method	WEI-21	Au-AA25	ME-ICP41	ME-ICP41	ME-ICP41	ME-ICP41	ME-ICP41	ME-ICP41	ME-ICP41	ME-ICP41	ME-ICP41	ME-ICP41	ME-ICP41	ME-ICP41	ME-ICP41
	Analyte	Recvd Wt.	Au	Ag	Al	As	B	Ba	Be	Bi	Ca	Cd	Co	Cr	Cu	Fe
	Units	kg	ppm	ppm	%	ppm	ppm	ppm	ppm	ppm	%	ppm	ppm	ppm	ppm	%
	LOR	0.02	0.01	0.2	0.01	2	10	10	0.5	2	0.01	0.5	1	1	1	0.01
Q000339		1.57	0.10	6.2	0.39	528	<10	80	0.5	<2	0.98	19.6	3	1	34	2.98
Q000340		2.59	0.08	7.3	0.44	445	<10	70	0.5	<2	0.83	23.7	4	2	37	3.18
Q000341		2.21	0.10	6.5	0.43	461	<10	80	0.6	<2	1.68	24.7	4	1	35	3.04
Q000342		2.17	0.04	4.7	0.40	225	<10	60	0.6	<2	1.27	39.5	4	2	29	3.11
Q000343		2.19	0.01	0.7	0.46	402	<10	90	0.6	3	1.10	<0.5	6	2	56	2.50
Q000344		0.34	<0.01	<0.2	0.80	2	<10	100	<0.5	<2	1.01	<0.5	12	14	14	2.54
Q000345		2.24	1.71	2.0	0.46	>10000	<10	<10	0.5	2	2.79	<0.5	6	2	92	3.93
Q000346		2.43	<0.01	1.0	0.49	1120	<10	100	0.6	2	1.95	<0.5	8	3	81	3.34
Q000347		2.69	<0.01	0.9	0.57	1130	<10	130	0.7	<2	1.52	<0.5	8	2	101	3.02
Q000348		1.83	<0.01	0.9	0.51	673	<10	90	0.6	<2	1.13	0.5	8	2	90	2.63
Q000349		2.11	<0.01	0.8	0.46	169	<10	110	0.5	<2	1.51	1.0	7	2	77	2.52
Q000350		0.08	0.56	65.8	0.73	155	<10	<10	<0.5	<2	1.65	241	<1	14	>10000	12.20
Q000351		2.17	<0.01	0.8	0.49	178	<10	110	0.5	<2	1.16	1.3	8	1	109	2.16
Q000352		2.53	<0.01	0.5	0.55	5910	<10	30	0.6	2	2.04	0.7	7	2	73	4.49
Q000353		1.96	<0.01	0.6	0.62	351	<10	90	0.6	<2	2.62	<0.5	7	2	47	2.80
Q000354		2.35	<0.01	0.6	0.61	550	<10	100	0.5	2	2.08	<0.5	8	3	92	2.73
Q000355		2.69	<0.01	0.3	0.43	680	<10	80	0.5	2	0.84	<0.5	7	2	45	2.79
Q000356		<0.02	<0.01	0.3	0.40	688	<10	80	0.5	<2	0.87	<0.5	8	1	45	2.83
Q000357		2.25	<0.01	0.6	0.50	1440	<10	110	0.5	2	1.35	1.0	8	2	65	2.81
Q000358		1.99	0.01	3.6	0.45	1395	<10	110	0.6	2	2.29	4.9	7	5	534	3.92
Q000359		2.18	0.01	1.8	0.46	526	<10	20	0.6	2	3.03	0.7	7	4	231	3.17
Q000360		2.19	<0.01	0.5	0.43	920	<10	110	0.6	<2	1.69	1.1	6	1	43	2.71
Q000361		2.06	<0.01	0.3	0.47	2640	<10	80	0.8	2	2.13	0.5	5	2	55	4.29
Q000362		2.72	0.09	0.8	0.40	1285	<10	<10	0.5	<2	0.82	1.6	8	2	83	2.52
Q000363		1.13	<0.01	1.0	0.42	653	<10	70	0.5	2	1.09	1.7	9	2	102	2.63
Q000364		2.21	<0.01	0.6	0.39	636	<10	70	0.5	2	1.08	0.7	9	2	73	2.65
Q000365		2.06	<0.01	1.1	0.46	531	<10	70	0.5	2	1.27	1.2	9	2	96	2.81

ALS Canada Ltd.
2103 Dollarton Hwy
North Vancouver BC V7H 0A7
Phone: 604 984 0221 Fax: 604 984 0218 www.alsglobal.com

To: **BRIXTON METALS CORPORATION**
#1411 - 409 GRANVILLE STREET
VANCOUVER BC V6C 1T2

Finalized Date: 28-OCT-2012
Account: BRIXMET

Project: Thorn

CERTIFICATE OF ANALYSIS WH12229206

Sample Description	Method	ME-ICP41	ME-ICP41	ME-ICP41	ME-ICP41	ME-ICP41	ME-ICP41	ME-ICP41	ME-ICP41	ME-ICP41	ME-ICP41	ME-ICP41	ME-ICP41	ME-ICP41	ME-ICP41	ME-ICP41
	Analyte	Ga	Hg	K	La	Mg	Mn	Mo	Na	Ni	P	Pb	S	Sb	Sc	Sr
	Units	ppm	ppm	%	ppm	%	ppm	ppm	%	ppm	ppm	ppm	%	ppm	ppm	ppm
	LOR	10	1	0.01	10	0.01	5	1	0.01	1	10	2	0.01	2	1	1
Q000339		<10	1	0.23	10	0.39	18600	<1	0.08	2	760	1990	3.35	9	1	136
Q000340		<10	1	0.26	10	0.32	10250	1	0.08	3	730	2200	3.44	10	2	130
Q000341		<10	<1	0.26	10	0.73	14650	1	0.08	2	790	2600	3.26	9	1	142
Q000342		<10	1	0.25	10	0.52	8730	1	0.08	3	620	871	3.50	9	1	142
Q000343		<10	<1	0.30	10	0.35	13100	17	0.08	7	830	62	2.57	21	2	165
Q000344		<10	<1	0.15	20	0.51	353	<1	0.27	29	2170	2	0.01	<2	3	116
Q000345		<10	<1	0.29	<10	0.94	7300	30	0.07	9	960	100	3.41	72	2	294
Q000346		<10	1	0.29	10	0.68	3690	21	0.08	10	1060	43	2.66	23	3	221
Q000347		<10	<1	0.29	10	0.66	3530	34	0.08	11	980	54	1.78	14	2	234
Q000348		<10	<1	0.28	10	0.36	1675	24	0.08	14	1090	54	2.14	19	2	240
Q000349		<10	<1	0.28	10	0.43	1785	19	0.07	11	990	69	2.09	15	2	251
Q000350		10	4	0.07	<10	1.76	646	35	0.03	15	430	1025	>10.0	45	1	40
Q000351		<10	<1	0.31	10	0.28	1105	17	0.07	11	1110	53	2.00	17	1	201
Q000352		<10	1	0.27	10	0.87	3350	26	0.07	10	930	61	2.83	7	2	345
Q000353		<10	<1	0.29	10	0.92	2990	18	0.08	7	930	51	1.59	10	2	370
Q000354		<10	<1	0.28	10	0.74	2590	23	0.07	12	910	40	1.64	8	2	301
Q000355		<10	<1	0.27	10	0.27	1120	15	0.07	8	950	25	2.37	4	1	146
Q000356		<10	<1	0.25	10	0.27	1155	15	0.07	8	970	24	2.41	5	1	150
Q000357		<10	<1	0.28	10	0.44	2160	12	0.07	8	1110	50	1.78	3	2	194
Q000358		<10	<1	0.28	10	0.94	3800	34	0.08	10	820	183	2.39	13	3	254
Q000359		<10	<1	0.28	10	1.09	4190	19	0.08	10	830	109	2.11	31	3	299
Q000360		<10	<1	0.29	10	0.56	3970	15	0.08	8	940	62	2.05	7	2	207
Q000361		<10	<1	0.30	10	0.84	7850	21	0.08	5	870	43	2.97	9	2	230
Q000362		<10	<1	0.26	10	0.21	1275	21	0.07	15	890	85	2.70	33	1	157
Q000363		<10	1	0.27	10	0.31	1605	16	0.07	16	920	104	2.86	41	2	153
Q000364		<10	1	0.26	10	0.29	1380	15	0.07	13	900	64	2.89	27	2	154
Q000365		<10	<1	0.30	10	0.37	1315	21	0.07	14	880	105	3.02	36	2	172

ALS Canada Ltd.
2103 Dollarton Hwy
North Vancouver BC V7H 0A7
Phone: 604 984 0221 Fax: 604 984 0218 www.alsglobal.com

To: **BRIXTON METALS CORPORATION**
#1411 - 409 GRANVILLE STREET
VANCOUVER BC V6C 1T2

Finalized Date: 28-OCT-2012
Account: BRIXMET

Project: Thorn

CERTIFICATE OF ANALYSIS WH12229206

Sample Description	Method	ME-ICP41	ME-ICP41	ME-ICP41	ME-ICP41	ME-ICP41	ME-ICP41	ME-ICP41	Cu-AA46	Pb-AA46	Zn-AA46	Ag-GRA21
	Analyte	Th	Ti	Tl	U	V	W	Zn	Cu	Pb	Zn	Ag
	Units	ppm	%	ppm	ppm	ppm	ppm	ppm	%	%	%	ppm
	LOR	20	0.01	10	10	1	10	2	0.001	0.001	0.001	5
Q000339		<20	<0.01	<10	<10	3	<10	3990				
Q000340		<20	<0.01	<10	<10	5	<10	4100				
Q000341		<20	<0.01	<10	<10	5	<10	4220				
Q000342		<20	<0.01	<10	<10	4	<10	4180				
Q000343		<20	<0.01	<10	<10	9	<10	58				
Q000344		<20	0.17	<10	<10	59	<10	37				
Q000345		<20	<0.01	<10	<10	7	<10	77				
Q000346		<20	<0.01	<10	<10	10	<10	56				
Q000347		<20	<0.01	<10	<10	11	<10	64				
Q000348		<20	<0.01	<10	<10	7	<10	68				
Q000349		<20	<0.01	<10	<10	6	<10	115				
Q000350		<20	<0.01	<10	<10	8	10	>10000	1.901		4.52	
Q000351		<20	<0.01	<10	<10	5	<10	126				
Q000352		<20	<0.01	<10	<10	11	<10	125				
Q000353		<20	<0.01	<10	<10	10	<10	53				
Q000354		<20	<0.01	<10	<10	11	<10	60				
Q000355		<20	<0.01	<10	<10	6	<10	34				
Q000356		<20	<0.01	<10	<10	6	<10	34				
Q000357		<20	<0.01	<10	<10	10	<10	96				
Q000358		<20	<0.01	<10	<10	14	<10	561				
Q000359		<20	<0.01	<10	<10	14	<10	80				
Q000360		<20	<0.01	<10	<10	7	<10	143				
Q000361		<20	<0.01	<10	<10	9	<10	87				
Q000362		<20	<0.01	<10	<10	6	<10	202				
Q000363		<20	<0.01	<10	<10	6	<10	202				
Q000364		<20	<0.01	<10	<10	5	<10	88				
Q000365		<20	<0.01	<10	<10	6	<10	162				

ALS Canada Ltd.
2103 Dollarton Hwy
North Vancouver BC V7H 0A7
Phone: 604 984 0221 Fax: 604 984 0218 www.alsglobal.com

To: **BRIXTON METALS CORPORATION**
#1411 - 409 GRANVILLE STREET
VANCOUVER BC V6C 1T2

Finalized Date: 25-OCT-2012
Account: BRIXMET

CERTIFICATE WH12235294

Project: Thorn

P.O. No.: Batch 1

This report is for 46 Drill Core samples submitted to our lab in Whitehorse, YT, Canada on 5-OCT-2012.

The following have access to data associated with this certificate:

SORIN POSESCU	GARY THOMPSON	

SAMPLE PREPARATION

ALS CODE	DESCRIPTION
WEI-21	Received Sample Weight
LOG-22	Sample login - Rcd w/o BarCode
LOG-24	Pulp Login - Rcd w/o Barcode
SPL-21d	Split sample - duplicate
PUL-31d	Pulverize Split - duplicate
CRU-QC	Crushing QC Test
PUL-QC	Pulverizing QC Test
CRU-31	Fine crushing - 70% <2mm
SPL-22Y	Split Sample - Boyd Rotary Splitter
PUL-31	Pulverize split to 85% <75 um
LOG-22d	Sample login - Rcd w/o BarCode dup

ANALYTICAL PROCEDURES

ALS CODE	DESCRIPTION	INSTRUMENT
ME-ICP41	35 Element Aqua Regia ICP-AES	ICP-AES
Cu-AA46	Ore grade Cu - aqua regia/AA	AAS
Pb-AA46	Ore grade Pb - aqua regia/AA	AAS
Zn-AA46	Ore grade Zn - aqua regia/AA	AAS
Ag-GRA21	Ag 30g FA-GRAV finish	WST-SIM
Au-AA25	Ore Grade Au 30g FA AA finish	AAS

To: **BRIXTON METALS CORPORATION**
ATTN: SORIN POSESCU
#1411 - 409 GRANVILLE STREET
VANCOUVER BC V6C 1T2

This is the Final Report and supersedes any preliminary report with this certificate number. Results apply to samples as submitted. All pages of this report have been checked and approved for release.

Signature:

Colin Ramshaw, Vancouver Laboratory Manager

ALS Canada Ltd.
2103 Dollarton Hwy
North Vancouver BC V7H 0A7
Phone: 604 984 0221 Fax: 604 984 0218 www.alsglobal.com

To: **BRIXTON METALS CORPORATION**
#1411 - 409 GRANVILLE STREET
VANCOUVER BC V6C 1T2

Finalized Date: 25-OCT-2012
Account: BRIXMET

Project: Thorn

CERTIFICATE OF ANALYSIS WH12235294

Sample Description	Method	WEI-21	Au-AA25	ME-ICP41	ME-ICP41	ME-ICP41	ME-ICP41	ME-ICP41	ME-ICP41	ME-ICP41	ME-ICP41	ME-ICP41	ME-ICP41	ME-ICP41	ME-ICP41	ME-ICP41
	Analyte	Recvd Wt.	Au	Ag	Al	As	B	Ba	Be	Bi	Ca	Cd	Co	Cr	Cu	Fe
	Units	kg	ppm	ppm	%	ppm	ppm	ppm	ppm	ppm	%	ppm	ppm	ppm	ppm	%
	LOR	0.02	0.01	0.2	0.01	2	10	10	0.5	2	0.01	0.5	1	1	1	0.01
Q000001		2.19	0.01	1.1	1.06	1150	<10	90	0.5	<2	0.76	2.7	8	12	34	3.13
Q000002		1.75	0.01	4.9	0.46	303	<10	80	<0.5	<2	0.08	6.6	4	1	25	2.12
Q000003		1.59	0.03	4.4	0.92	298	<10	100	0.5	<2	0.46	16.3	7	10	25	2.73
Q000004		0.78	0.04	0.9	0.50	577	<10	50	0.8	<2	0.64	1.6	4	1	13	2.50
Q000005		2.15	0.05	4.3	0.41	516	<10	50	0.5	<2	0.26	11.9	5	2	30	2.71
Q000006		2.24	0.02	1.0	0.47	677	<10	90	0.9	<2	2.96	1.7	4	1	8	2.70
Q000007		0.34	<0.01	<0.2	1.14	4	<10	100	<0.5	2	1.31	<0.5	13	15	16	2.99
Q000008		1.98	0.01	0.6	0.56	202	<10	140	0.6	<2	2.46	3.8	5	1	12	2.78
Q000009		2.31	0.02	1.9	0.46	433	<10	90	0.5	<2	0.40	10.9	6	1	14	2.50
Q000010		2.16	0.04	0.7	0.48	1755	<10	100	0.6	<2	0.47	2.4	5	2	13	2.36
Q000011		2.17	0.08	1.2	0.45	1460	<10	90	0.7	2	0.74	4.0	6	1	13	2.77
Q000012		1.82	0.20	1.3	0.46	1140	<10	90	1.1	<2	2.46	<0.5	6	<1	13	2.91
Q000013		0.05	2.07	>100	0.30	1155	<10	10	<0.5	58	1.76	507	26	15	>10000	18.3
Q000014		2.28	0.25	2.2	0.43	1115	<10	80	1.0	<2	1.96	1.9	6	1	32	2.62
Q000015		1.51	0.04	1.5	0.49	376	<10	40	0.7	<2	1.96	4.7	6	1	16	2.58
Q000016		1.90	0.10	3.1	0.45	542	<10	100	0.8	<2	1.19	10.4	6	1	18	2.90
Q000017		<0.02	0.10	3.6	0.52	586	<10	70	0.9	<2	1.29	10.3	6	1	20	3.09
Q000018		2.19	0.28	6.7	0.49	2010	<10	80	0.7	<2	0.32	23.5	6	2	13	3.24
Q000019		2.11	0.16	10.3	0.44	586	<10	90	0.5	<2	0.30	22.0	6	1	11	2.37
Q000020		2.45	0.26	20.7	0.53	1350	<10	70	0.6	<2	1.29	32.3	6	1	32	4.02
Q000021		2.39	0.39	16.9	0.46	1370	<10	70	0.5	<2	0.39	12.7	7	1	21	3.59
Q000022		2.19	0.15	6.0	0.55	1005	<10	90	0.6	<2	1.56	8.8	7	1	14	3.66
Q000023		2.40	0.10	9.4	0.53	662	<10	80	0.5	<2	0.85	16.0	6	1	18	3.72
Q000024		0.32	<0.01	<0.2	0.80	7	<10	110	<0.5	<2	1.10	<0.5	16	14	18	3.05
Q000025		2.10	0.30	35.8	0.52	1115	<10	30	<0.5	2	0.40	25.1	5	2	70	4.63
Q000026		2.16	0.12	6.3	0.75	1630	<10	50	0.5	<2	0.70	6.6	6	1	24	4.17
Q000027		2.31	0.05	2.2	0.64	1275	<10	100	0.5	<2	1.56	12.3	5	1	15	3.14
Q000028		2.32	0.03	1.8	0.53	477	<10	40	0.5	<2	2.46	5.7	6	2	13	3.26
Q000029		2.29	0.11	1.3	0.50	1070	<10	80	0.9	<2	2.14	5.8	6	1	13	3.18
Q000030		0.08	0.57	64.4	0.80	159	<10	20	<0.5	11	1.76	233	<1	14	>10000	11.90
Q000031		2.26	0.01	2.4	0.50	201	<10	130	0.7	<2	2.75	0.6	6	1	40	2.59
Q000032		1.64	0.04	2.1	0.51	1005	<10	70	0.6	<2	1.46	7.9	6	2	17	3.37
Q000033		2.12	0.02	2.0	0.49	680	<10	100	0.6	<2	1.55	4.4	5	1	32	3.02
Q000034		2.13	0.04	2.1	0.51	706	<10	120	0.8	<2	2.05	9.0	5	1	15	3.04
Q000035		2.23	0.20	2.9	0.44	1465	<10	60	0.8	<2	2.31	4.5	6	1	14	3.21
Q000036		<0.02	0.20	2.8	0.46	1400	<10	70	0.8	<2	2.24	4.3	6	1	14	3.10
Q000037		1.94	0.29	2.2	0.48	1895	<10	80	0.8	<2	1.46	<0.5	6	1	14	2.92
Q000038		2.38	0.12	1.2	0.48	996	<10	80	0.8	<2	1.67	1.1	6	1	10	3.00
Q000039		2.18	0.14	4.4	0.56	1720	<10	70	0.5	<2	0.47	21.3	6	1	20	3.55
Q000040		2.14	0.15	4.8	0.57	3610	<10	90	0.6	<2	1.22	19.7	6	2	20	3.71

ALS Canada Ltd.
2103 Dollarton Hwy
North Vancouver BC V7H 0A7
Phone: 604 984 0221 Fax: 604 984 0218 www.alsglobal.com

To: **BRIXTON METALS CORPORATION**
#1411 - 409 GRANVILLE STREET
VANCOUVER BC V6C 1T2

Finalized Date: 25-OCT-2012
Account: BRIXMET

Project: Thorn

CERTIFICATE OF ANALYSIS WH12235294

Sample Description	Method	ME-ICP41	ME-ICP41	ME-ICP41	ME-ICP41	ME-ICP41	ME-ICP41	ME-ICP41	ME-ICP41	ME-ICP41	ME-ICP41	ME-ICP41	ME-ICP41	ME-ICP41	ME-ICP41	ME-ICP41
	Analyte	Ga	Hg	K	La	Mg	Mn	Mo	Na	Ni	P	Pb	S	Sb	Sc	Sr
	Units	ppm	ppm	%	ppm	%	ppm	ppm	%	ppm	ppm	ppm	%	ppm	ppm	ppm
	LOR	10	1	0.01	10	0.01	5	1	0.01	1	10	2	0.01	2	1	1
Q000001		<10	<1	0.22	10	0.58	1410	<1	0.04	12	970	77	1.80	10	2	56
Q000002		<10	<1	0.26	10	0.02	64	<1	0.02	1	670	360	1.99	4	<1	11
Q000003		<10	1	0.24	20	0.52	262	1	0.03	10	1100	331	1.79	5	2	33
Q000004		<10	<1	0.28	10	0.18	3020	<1	0.01	1	810	57	2.30	8	1	36
Q000005		<10	<1	0.25	10	0.03	144	2	0.02	1	780	209	3.18	12	<1	22
Q000006		<10	<1	0.27	10	0.92	3660	<1	0.03	1	760	50	2.01	7	2	94
Q000007		<10	<1	0.15	20	0.47	380	<1	0.34	29	2510	3	0.01	<2	4	162
Q000008		<10	1	0.26	10	0.72	2840	<1	0.02	1	740	64	1.78	18	1	252
Q000009		<10	<1	0.27	10	0.10	370	<1	0.02	2	780	256	2.61	13	1	35
Q000010		<10	<1	0.28	10	0.13	674	<1	0.02	2	820	89	2.14	15	1	41
Q000011		<10	1	0.29	10	0.18	1240	<1	0.02	2	770	124	2.96	14	1	42
Q000012		<10	<1	0.29	10	0.78	7700	1	0.02	1	740	30	2.93	12	1	77
Q000013		10	21	0.06	<10	0.79	395	36	0.01	59	400	>10000	>10.0	251	1	34
Q000014		<10	1	0.27	10	0.61	5290	<1	0.02	2	770	111	2.71	13	1	77
Q000015		<10	<1	0.27	10	0.33	3880	1	0.02	2	830	104	2.48	15	1	193
Q000016		<10	1	0.26	10	0.40	1100	<1	0.02	1	760	275	2.95	16	1	54
Q000017		<10	<1	0.28	20	0.42	1180	1	0.02	1	830	298	3.21	15	1	59
Q000018		<10	<1	0.27	20	0.06	126	1	0.02	2	830	555	3.72	20	1	36
Q000019		<10	<1	0.26	20	0.04	105	<1	0.02	2	840	791	2.76	20	<1	37
Q000020		<10	<1	0.26	20	0.47	1865	<1	0.02	2	870	1195	4.01	38	1	141
Q000021		<10	<1	0.26	20	0.08	150	2	0.02	2	800	301	4.06	20	1	70
Q000022		<10	<1	0.28	20	0.47	1220	<1	0.02	3	850	268	3.79	28	1	227
Q000023		<10	<1	0.26	10	0.30	1070	<1	0.02	1	810	402	3.81	25	1	138
Q000024		<10	<1	0.13	20	0.75	421	<1	0.27	33	2350	4	0.03	<2	4	122
Q000025		<10	1	0.26	10	0.15	412	<1	0.02	1	780	763	5.23	68	1	87
Q000026		<10	<1	0.26	20	0.38	1110	<1	0.02	3	860	231	3.78	33	1	127
Q000027		<10	<1	0.26	10	0.59	2240	<1	0.02	2	820	134	2.44	26	1	214
Q000028		<10	<1	0.26	10	0.85	2470	<1	0.02	2	810	208	2.88	22	2	242
Q000029		<10	<1	0.27	10	0.68	2420	<1	0.02	2	820	179	3.20	15	1	161
Q000030		10	3	0.08	<10	1.84	678	41	0.03	19	430	989	>10.0	44	1	39
Q000031		<10	<1	0.28	10	0.89	3550	1	0.03	3	810	41	2.13	28	2	183
Q000032		<10	<1	0.28	20	0.45	2770	<1	0.02	3	870	329	3.15	37	2	164
Q000033		<10	<1	0.27	20	0.52	2810	<1	0.02	2	810	252	2.55	30	1	141
Q000034		<10	<1	0.27	20	0.62	2490	<1	0.03	2	830	355	2.82	16	2	166
Q000035		<10	<1	0.25	10	0.72	3230	<1	0.02	2	770	197	3.19	14	1	185
Q000036		<10	<1	0.26	10	0.69	3170	<1	0.02	2	740	194	3.09	15	1	179
Q000037		<10	<1	0.27	20	0.41	2310	1	0.02	2	830	34	3.04	16	1	161
Q000038		<10	<1	0.27	10	0.44	7650	<1	0.02	2	820	71	3.08	13	1	190
Q000039		<10	<1	0.25	10	0.17	730	1	0.02	1	780	559	3.95	46	1	111
Q000040		<10	1	0.26	10	0.40	1605	1	0.02	2	810	680	3.76	67	1	150

ALS Canada Ltd.
2103 Dollarton Hwy
North Vancouver BC V7H 0A7
Phone: 604 984 0221 Fax: 604 984 0218 www.alsglobal.com

To: **BRIXTON METALS CORPORATION**
#1411 - 409 GRANVILLE STREET
VANCOUVER BC V6C 1T2

Finalized Date: 25-OCT-2012
Account: BRIXMET

Project: Thorn

CERTIFICATE OF ANALYSIS WH12235294

Sample Description	Method	ME-ICP41	ME-ICP41	ME-ICP41	ME-ICP41	ME-ICP41	ME-ICP41	ME-ICP41	Cu-AA46	Pb-AA46	Zn-AA46	Ag-GRA21
	Analyte	Th	Ti	Tl	U	V	W	Zn	Cu	Pb	Zn	Ag
	Units	ppm	%	ppm	ppm	ppm	ppm	ppm	%	%	%	ppm
	LOR	20	0.01	10	10	1	10	2	0.001	0.001	0.001	5
Q000001		<20	0.01	<10	<10	29	<10	354				
Q000002		<20	<0.01	<10	<10	3	<10	517				
Q000003		<20	<0.01	<10	<10	28	<10	1320				
Q000004		<20	<0.01	<10	<10	7	<10	245				
Q000005		<20	<0.01	<10	<10	3	<10	788				
Q000006		<20	<0.01	<10	<10	11	<10	210				
Q000007		<20	0.20	<10	<10	69	<10	48				
Q000008		<20	<0.01	<10	<10	8	<10	368				
Q000009		<20	<0.01	<10	<10	4	<10	946				
Q000010		<20	<0.01	<10	<10	5	<10	278				
Q000011		<20	<0.01	<10	<10	5	<10	452				
Q000012		<20	<0.01	<10	<10	4	<10	102				
Q000013		<20	<0.01	30	<10	16	10	>10000	1.291	1.485	9.10	161
Q000014		<20	<0.01	<10	<10	4	<10	257				
Q000015		<20	<0.01	<10	<10	7	<10	473				
Q000016		<20	<0.01	<10	<10	7	<10	999				
Q000017		<20	<0.01	<10	<10	8	<10	1030				
Q000018		<20	<0.01	<10	<10	4	<10	1990				
Q000019		<20	<0.01	<10	<10	3	<10	1720				
Q000020		<20	<0.01	<10	<10	8	<10	2700				
Q000021		<20	<0.01	<10	<10	5	<10	1240				
Q000022		<20	<0.01	<10	<10	7	<10	881				
Q000023		<20	<0.01	<10	<10	6	<10	1325				
Q000024		<20	0.17	<10	<10	61	<10	49				
Q000025		<20	<0.01	<10	<10	6	<10	2050				
Q000026		<20	<0.01	<10	<10	9	<10	746				
Q000027		<20	<0.01	<10	<10	9	<10	1110				
Q000028		<20	<0.01	<10	<10	11	<10	575				
Q000029		<20	<0.01	<10	<10	8	<10	636				
Q000030		<20	<0.01	<10	<10	9	<10	>10000	1.939		4.31	
Q000031		<20	<0.01	<10	<10	12	<10	114				
Q000032		<20	<0.01	<10	<10	13	<10	1245				
Q000033		<20	<0.01	<10	<10	11	<10	819				
Q000034		<20	<0.01	<10	<10	17	<10	1010				
Q000035		<20	<0.01	<10	<10	5	<10	532				
Q000036		<20	<0.01	<10	<10	5	<10	518				
Q000037		<20	<0.01	<10	<10	5	<10	93				
Q000038		<20	<0.01	<10	<10	5	<10	205				
Q000039		<20	<0.01	<10	<10	4	<10	2470				
Q000040		<20	<0.01	<10	<10	8	<10	2100				

ALS Canada Ltd.
2103 Dollarton Hwy
North Vancouver BC V7H 0A7
Phone: 604 984 0221 Fax: 604 984 0218 www.alsglobal.com

To: **BRIXTON METALS CORPORATION**
#1411 - 409 GRANVILLE STREET
VANCOUVER BC V6C 1T2

Finalized Date: 25-OCT-2012
Account: BRIXMET

Project: Thorn

CERTIFICATE OF ANALYSIS WH12235294

Sample Description	Method	WEI-21	Au-AA25	ME-ICP41	ME-ICP41	ME-ICP41	ME-ICP41	ME-ICP41	ME-ICP41	ME-ICP41	ME-ICP41	ME-ICP41	ME-ICP41	ME-ICP41	ME-ICP41	ME-ICP41
	Analyte	Recvd Wt.	Au	Ag	Al	As	B	Ba	Be	Bi	Ca	Cd	Co	Cr	Cu	Fe
	Units	kg	ppm	ppm	%	ppm	ppm	ppm	ppm	ppm	%	ppm	ppm	ppm	ppm	%
	LOR	0.02	0.01	0.2	0.01	2	10	10	0.5	2	0.01	0.5	1	1	1	0.01
Q000041		2.17	0.15	63.6	0.49	3090	<10	90	0.5	<2	1.11	21.5	6	2	54	3.33
Q000042		1.78	0.07	0.8	0.43	1230	<10	110	0.6	<2	1.51	2.2	6	1	16	2.57
Q000043		1.76	0.47	5.5	0.45	1110	<10	90	0.5	2	0.48	4.6	7	1	187	3.04
Q000044		1.50	0.20	1.2	0.43	1080	<10	110	0.6	<2	0.37	<0.5	7	1	26	2.57
Q000045		0.38	<0.01	<0.2	0.73	7	<10	90	<0.5	<2	1.04	<0.5	12	12	15	2.44
Q000046		1.88	0.42	2.1	0.39	1860	<10	100	0.5	<2	0.56	3.9	5	1	52	2.65

ALS Canada Ltd.
2103 Dollarton Hwy
North Vancouver BC V7H 0A7
Phone: 604 984 0221 Fax: 604 984 0218 www.alsglobal.com

To: **BRIXTON METALS CORPORATION**
#1411 - 409 GRANVILLE STREET
VANCOUVER BC V6C 1T2

Finalized Date: 25-OCT-2012
Account: BRIXMET

Project: Thorn

CERTIFICATE OF ANALYSIS WH12235294

Sample Description	Method	ME-ICP41	ME-ICP41	ME-ICP41	ME-ICP41	ME-ICP41	ME-ICP41	ME-ICP41	ME-ICP41	ME-ICP41	ME-ICP41	ME-ICP41	ME-ICP41	ME-ICP41	ME-ICP41	ME-ICP41
	Analyte	Ga	Hg	K	La	Mg	Mn	Mo	Na	Ni	P	Pb	S	Sb	Sc	Sr
	Units	ppm	ppm	%	ppm	%	ppm	ppm	%	ppm	ppm	ppm	%	ppm	ppm	ppm
	LOR	10	1	0.01	10	0.01	5	1	0.01	1	10	2	0.01	2	1	1
Q000041		<10	<1	0.25	10	0.31	1670	<1	0.02	2	830	2840	3.51	565	1	159
Q000042		<10	<1	0.24	10	0.39	3910	<1	0.02	2	770	125	2.60	26	1	231
Q000043		<10	<1	0.25	10	0.10	840	2	0.02	3	760	250	3.46	151	1	210
Q000044		<10	<1	0.24	10	0.07	447	<1	0.03	3	730	81	2.87	29	1	243
Q000045		<10	<1	0.10	20	0.42	313	<1	0.23	26	2230	2	0.02	2	3	104
Q000046		<10	<1	0.23	10	0.13	4380	1	0.04	1	720	189	2.97	58	1	192

ALS Canada Ltd.
2103 Dollarton Hwy
North Vancouver BC V7H 0A7
Phone: 604 984 0221 Fax: 604 984 0218 www.alsglobal.com

To: **BRIXTON METALS CORPORATION**
#1411 - 409 GRANVILLE STREET
VANCOUVER BC V6C 1T2

Finalized Date: 25-OCT-2012
Account: BRIXMET

Project: Thorn

CERTIFICATE OF ANALYSIS WH12235294

Sample Description	Method	ME-ICP41	ME-ICP41	ME-ICP41	ME-ICP41	ME-ICP41	ME-ICP41	ME-ICP41	Cu-AA46	Pb-AA46	Zn-AA46	Ag-GRA21
	Analyte	Th	Ti	Tl	U	V	W	Zn	Cu	Pb	Zn	Ag
	Units	ppm	%	ppm	ppm	ppm	ppm	ppm	%	%	%	ppm
	LOR	20	0.01	10	10	1	10	2	0.001	0.001	0.001	5
Q000041		<20	<0.01	<10	<10	7	<10	2110				
Q000042		<20	<0.01	<10	<10	6	<10	316				
Q000043		<20	<0.01	<10	<10	4	<10	681				
Q000044		<20	<0.01	<10	<10	4	<10	168				
Q000045		<20	0.15	<10	<10	54	<10	39				
Q000046		<20	<0.01	<10	<10	4	<10	580				

ALS Canada Ltd.
2103 Dollarton Hwy
North Vancouver BC V7H 0A7
Phone: 604 984 0221 Fax: 604 984 0218 www.alsglobal.com

To: **BRIXTON METALS CORPORATION**
#1411 - 409 GRANVILLE STREET
VANCOUVER BC V6C 1T2

Finalized Date: 22-OCT-2012
Account: BRIXMET

CERTIFICATE WH12235295

Project: Thorn

P.O. No.: Batch 2

This report is for 1 Drill Core sample submitted to our lab in Whitehorse, YT, Canada on 5-OCT-2012.

The following have access to data associated with this certificate:

SORIN POSESCU	GARY THOMPSON	

SAMPLE PREPARATION

ALS CODE	DESCRIPTION
WEI-21	Received Sample Weight
LOG-22	Sample login - Rcd w/o BarCode
CRU-QC	Crushing QC Test
PUL-QC	Pulverizing QC Test
CRU-31	Fine crushing - 70% <2mm
SPL-22Y	Split Sample - Boyd Rotary Splitter
PUL-31	Pulverize split to 85% <75 um

ANALYTICAL PROCEDURES

ALS CODE	DESCRIPTION	INSTRUMENT
ME-ICP41	35 Element Aqua Regia ICP-AES	ICP-AES
Au-AA25	Ore Grade Au 30g FA AA finish	AAS

To: **BRIXTON METALS CORPORATION**
ATTN: SORIN POSESCU
#1411 - 409 GRANVILLE STREET
VANCOUVER BC V6C 1T2

This is the Final Report and supersedes any preliminary report with this certificate number. Results apply to samples as submitted. All pages of this report have been checked and approved for release.

Signature:

Colin Ramshaw, Vancouver Laboratory Manager

ALS Canada Ltd.
2103 Dollarton Hwy
North Vancouver BC V7H 0A7
Phone: 604 984 0221 Fax: 604 984 0218 www.alsglobal.com

To: **BRIXTON METALS CORPORATION**
#1411 - 409 GRANVILLE STREET
VANCOUVER BC V6C 1T2

Finalized Date: 22-OCT-2012
Account: BRIXMET

Project: Thorn

CERTIFICATE OF ANALYSIS WH12235295

Sample Description	Method / Analyte / Units / LOR	WEI-21 Recvd Wt. kg 0.02	Au-AA25 Au ppm 0.01	ME-ICP41 Ag ppm 0.2	ME-ICP41 Al % 0.01	ME-ICP41 As ppm 2	ME-ICP41 B ppm 10	ME-ICP41 Ba ppm 10	ME-ICP41 Be ppm 0.5	ME-ICP41 Bi ppm 2	ME-ICP41 Ca % 0.01	ME-ICP41 Cd ppm 0.5	ME-ICP41 Co ppm 1	ME-ICP41 Cr ppm 1	ME-ICP41 Cu ppm 1	ME-ICP41 Fe % 0.01
Q000047		0.97	0.03	3.0	2.20	753	<10	100	1.2	<2	0.77	8.3	12	11	35	3.25

ALS Canada Ltd.
2103 Dollarton Hwy
North Vancouver BC V7H 0A7
Phone: 604 984 0221 Fax: 604 984 0218 www.alsglobal.com

To: **BRIXTON METALS CORPORATION**
#1411 - 409 GRANVILLE STREET
VANCOUVER BC V6C 1T2

Finalized Date: 22-OCT-2012
Account: BRIXMET

Project: Thorn

CERTIFICATE OF ANALYSIS WH12235295

Sample Description	Method	ME-ICP41	ME-ICP41	ME-ICP41	ME-ICP41	ME-ICP41	ME-ICP41	ME-ICP41	ME-ICP41	ME-ICP41	ME-ICP41	ME-ICP41	ME-ICP41	ME-ICP41	ME-ICP41	ME-ICP41
	Analyte	Ga	Hg	K	La	Mg	Mn	Mo	Na	Ni	P	Pb	S	Sb	Sc	Sr
	Units	ppm	ppm	%	ppm	%	ppm	ppm	%	ppm	ppm	ppm	%	ppm	ppm	ppm
	LOR	10	1	0.01	10	0.01	5	1	0.01	1	10	2	0.01	2	1	1
Q000047		10	<1	0.46	10	1.01	391	2	0.08	9	890	164	1.19	29	5	172

ALS Canada Ltd.
2103 Dollarton Hwy
North Vancouver BC V7H 0A7
Phone: 604 984 0221 Fax: 604 984 0218 www.alsglobal.com

To: **BRIXTON METALS CORPORATION**
#1411 - 409 GRANVILLE STREET
VANCOUVER BC V6C 1T2

Finalized Date: 22-OCT-2012
Account: BRIXMET

Project: Thorn

CERTIFICATE OF ANALYSIS WH12235295

Sample Description	Method	ME-ICP41	ME-ICP41	ME-ICP41	ME-ICP41	ME-ICP41	ME-ICP41	ME-ICP41
	Analyte	Th	Ti	Tl	U	V	W	Zn
	Units	ppm	%	ppm	ppm	ppm	ppm	ppm
	LOR	20	0.01	10	10	1	10	2
Q000047		<20	<0.01	<10	<10	45	<10	936

ALS Canada Ltd.
2103 Dollarton Hwy
North Vancouver BC V7H 0A7
Phone: 604 984 0221 Fax: 604 984 0218 www.alsglobal.com

To: **BRIXTON METALS CORPORATION**
#1411 - 409 GRANVILLE STREET
VANCOUVER BC V6C 1T2

Finalized Date: 27-OCT-2012
Account: BRIXMET

CERTIFICATE WH12235296

Project: Thorn

P.O. No.: Batch 3

This report is for 62 Drill Core samples submitted to our lab in Whitehorse, YT, Canada on 5-OCT-2012.

The following have access to data associated with this certificate:

SORIN POSESCU	GARY THOMPSON	

SAMPLE PREPARATION

ALS CODE	DESCRIPTION
WEI-21	Received Sample Weight
LOG-22	Sample login - Rcd w/o BarCode
LOG-24	Pulp Login - Rcd w/o Barcode
SPL-21d	Split sample - duplicate
PUL-31d	Pulverize Split - duplicate
CRU-QC	Crushing QC Test
PUL-QC	Pulverizing QC Test
CRU-31	Fine crushing - 70% <2mm
SPL-22Y	Split Sample - Boyd Rotary Splitter
PUL-31	Pulverize split to 85% <75 um
LOG-22d	Sample login - Rcd w/o BarCode dup

ANALYTICAL PROCEDURES

ALS CODE	DESCRIPTION	INSTRUMENT
ME-ICP41	35 Element Aqua Regia ICP-AES	ICP-AES
Cu-AA46	Ore grade Cu - aqua regia/AA	AAS
Pb-AA46	Ore grade Pb - aqua regia/AA	AAS
Zn-AA46	Ore grade Zn - aqua regia/AA	AAS
Ag-GRA21	Ag 30g FA-GRAV finish	WST-SIM
Au-AA25	Ore Grade Au 30g FA AA finish	AAS

To: **BRIXTON METALS CORPORATION**
ATTN: SORIN POSESCU
#1411 - 409 GRANVILLE STREET
VANCOUVER BC V6C 1T2

This is the Final Report and supersedes any preliminary report with this certificate number. Results apply to samples as submitted. All pages of this report have been checked and approved for release.

Signature:

Colin Ramshaw, Vancouver Laboratory Manager

ALS Canada Ltd.
2103 Dollarton Hwy
North Vancouver BC V7H 0A7
Phone: 604 984 0221 Fax: 604 984 0218 www.alsglobal.com

To: **BRIXTON METALS CORPORATION**
#1411 - 409 GRANVILLE STREET
VANCOUVER BC V6C 1T2

Finalized Date: 27-OCT-2012
Account: BRIXMET

Project: Thorn

CERTIFICATE OF ANALYSIS WH12235296

Sample Description	Method	WEI-21	Au-AA25	ME-ICP41	ME-ICP41	ME-ICP41	ME-ICP41	ME-ICP41	ME-ICP41	ME-ICP41	ME-ICP41	ME-ICP41	ME-ICP41	ME-ICP41	ME-ICP41	ME-ICP41
	Analyte	Recvd Wt.	Au	Ag	Al	As	B	Ba	Be	Bi	Ca	Cd	Co	Cr	Cu	Fe
	Units	kg	ppm	ppm	%	ppm	ppm	ppm	ppm	ppm	%	ppm	ppm	ppm	ppm	%
	LOR	0.02	0.01	0.2	0.01	2	10	10	0.5	2	0.01	0.5	1	1	1	0.01
Q000048		2.12	<0.01	0.2	1.55	348	<10	430	0.6	2	1.10	1.0	11	7	44	3.44
Q000049		1.76	0.02	0.2	0.83	422	<10	130	0.5	<2	1.92	<0.5	6	2	15	2.72
Q000050		2.23	0.02	0.2	0.70	1025	<10	90	0.5	<2	3.21	<0.5	6	1	23	2.76
Q000051		0.04	2.19	>100	0.30	1155	<10	10	<0.5	51	1.83	522	22	15	>10000	18.0
Q000052		2.10	0.10	5.1	0.50	730	<10	100	0.6	<2	3.47	2.5	5	1	27	2.90
Q000053		1.98	0.18	15.4	0.52	1965	<10	50	0.6	<2	2.34	4.2	5	2	29	3.62
Q000054		2.75	0.02	0.5	0.49	453	<10	70	0.5	<2	2.72	0.5	5	1	10	2.70
Q000055		2.19	0.09	5.8	0.52	848	<10	80	1.0	<2	2.68	12.2	5	1	17	3.53
Q000056		<0.02	0.09	5.1	0.49	841	<10	90	1.0	<2	2.80	10.8	4	<1	15	3.45
Q000057		2.43	0.23	6.5	0.49	927	<10	100	1.0	<2	2.97	2.8	5	1	18	3.04
Q000058		1.85	0.12	2.2	0.46	792	<10	100	0.7	<2	3.11	<0.5	5	1	10	2.73
Q000059		2.41	0.01	0.3	0.54	340	<10	70	0.5	<2	3.78	<0.5	5	1	6	2.35
Q000060		2.05	0.03	0.6	0.58	343	<10	90	0.5	<2	2.83	1.3	4	1	10	2.68
Q000061		2.44	0.03	0.3	0.62	432	<10	70	0.5	<2	3.63	0.7	4	1	8	2.54
Q000062		2.23	0.01	0.9	0.84	413	<10	100	0.5	<2	4.51	3.6	5	<1	13	2.89
Q000063		0.33	<0.01	<0.2	0.53	8	<10	60	<0.5	<2	0.81	<0.5	10	13	12	2.17
Q000064		2.18	0.01	2.0	0.89	672	<10	90	0.5	<2	3.42	9.5	5	1	18	2.73
Q000065		2.31	0.01	0.2	0.63	1190	<10	120	0.6	<2	4.40	0.5	5	1	15	2.57
Q000066		2.24	0.14	1.0	0.46	1005	<10	100	0.9	<2	2.91	0.6	4	1	10	2.89
Q000067		2.24	0.05	0.3	0.55	400	<10	100	0.6	<2	3.59	<0.5	5	1	11	2.66
Q000068		1.89	0.09	0.8	0.48	439	<10	90	0.9	<2	3.03	<0.5	5	1	21	3.05
Q000069		2.47	0.02	0.2	0.78	180	<10	100	<0.5	<2	3.56	<0.5	6	2	11	2.38
Q000070		1.71	0.01	0.2	0.83	136	<10	120	<0.5	<2	3.93	<0.5	6	1	13	2.38
Q000071		0.09	0.49	61.9	0.70	149	<10	20	<0.5	<2	1.59	216	<1	13	>10000	11.90
Q000072		2.44	0.05	0.8	0.53	346	<10	90	<0.5	<2	3.03	1.6	6	1	15	2.70
Q000073		2.30	0.67	1.8	0.49	856	<10	80	0.5	<2	1.38	0.6	7	2	11	2.89
Q000074		2.24	0.01	0.2	1.05	148	<10	110	<0.5	2	3.68	1.5	6	2	10	2.65
Q000075		2.25	0.09	0.2	0.87	534	<10	100	0.6	<2	3.73	<0.5	6	1	8	2.90
Q000076		2.10	0.11	0.4	0.82	867	<10	110	0.6	<2	3.45	<0.5	6	2	9	2.76
Q000077		<0.02	0.10	0.4	0.79	828	<10	110	0.6	<2	3.61	<0.5	6	1	10	2.75
Q000078		2.33	<0.01	<0.2	1.01	75	<10	110	<0.5	<2	3.68	<0.5	5	2	10	2.34
Q000079		2.33	<0.01	<0.2	1.17	631	<10	110	<0.5	<2	3.64	<0.5	6	2	7	2.52
Q000080		2.30	<0.01	<0.2	1.30	297	<10	130	0.5	<2	3.16	0.6	6	3	10	2.87
Q000081		1.96	0.01	0.3	1.30	300	<10	110	0.6	2	3.97	1.3	6	2	13	2.96
Q000082		2.11	<0.01	<0.2	1.20	649	<10	120	<0.5	2	3.53	0.5	7	3	14	2.69
Q000083		2.26	0.01	<0.2	1.12	465	<10	240	<0.5	2	3.50	<0.5	6	2	9	2.61
Q000084		0.39	<0.01	<0.2	0.46	6	<10	50	<0.5	<2	0.83	<0.5	11	11	13	2.21
Q000085		2.27	<0.01	<0.2	1.05	89	<10	110	<0.5	<2	3.62	<0.5	6	2	9	2.59
Q000086		2.23	<0.01	<0.2	1.02	157	<10	120	0.5	2	3.64	0.7	6	2	9	2.70
Q000087		2.13	0.01	<0.2	1.05	222	<10	100	0.6	2	2.98	0.6	7	2	8	2.87

ALS Canada Ltd.
2103 Dollarton Hwy
North Vancouver BC V7H 0A7
Phone: 604 984 0221 Fax: 604 984 0218 www.alsglobal.com

To: **BRIXTON METALS CORPORATION**
#1411 - 409 GRANVILLE STREET
VANCOUVER BC V6C 1T2

Finalized Date: 27-OCT-2012
Account: BRIXMET

Project: Thorn

CERTIFICATE OF ANALYSIS WH12235296

Sample Description	Method	ME-ICP41	ME-ICP41	ME-ICP41	ME-ICP41	ME-ICP41	ME-ICP41	ME-ICP41	ME-ICP41	ME-ICP41	ME-ICP41	ME-ICP41	ME-ICP41	ME-ICP41	ME-ICP41	ME-ICP41
	Analyte	Ga	Hg	K	La	Mg	Mn	Mo	Na	Ni	P	Pb	S	Sb	Sc	Sr
	Units	ppm	ppm	%	ppm	%	ppm	ppm	%	ppm	ppm	ppm	%	ppm	ppm	ppm
	LOR	10	1	0.01	10	0.01	5	1	0.01	1	10	2	0.01	2	1	1
Q000048		10	<1	0.25	20	0.85	887	1	0.04	10	1320	14	0.59	7	4	95
Q000049		<10	<1	0.25	10	0.48	1175	<1	0.02	4	800	19	1.44	7	3	127
Q000050		<10	<1	0.29	10	0.29	1305	<1	0.02	1	810	22	2.00	9	2	199
Q000051		10	23	0.06	<10	0.80	404	35	0.01	55	400	>10000	>10.0	247	<1	34
Q000052		<10	<1	0.29	10	0.47	2550	<1	0.01	1	770	117	2.71	16	1	269
Q000053		<10	<1	0.30	10	0.22	2080	<1	0.01	1	800	1010	3.82	33	1	140
Q000054		<10	<1	0.30	10	0.13	1770	<1	0.01	1	790	58	2.97	7	1	164
Q000055		<10	<1	0.30	10	0.81	4100	<1	0.02	<1	740	380	3.53	17	1	83
Q000056		<10	<1	0.28	10	0.86	4310	<1	0.02	<1	750	346	3.43	15	1	86
Q000057		<10	<1	0.28	10	0.82	6650	2	0.02	<1	690	190	3.09	32	1	125
Q000058		<10	<1	0.28	10	0.43	3740	<1	0.01	1	760	29	2.87	6	1	158
Q000059		<10	<1	0.27	10	0.17	1880	<1	0.01	2	800	25	2.43	5	1	234
Q000060		<10	<1	0.27	10	0.23	1615	<1	0.01	1	790	45	2.74	9	1	181
Q000061		<10	<1	0.26	10	0.29	1785	<1	0.01	1	780	46	2.28	6	1	264
Q000062		<10	<1	0.25	10	0.54	2680	<1	0.01	1	740	137	2.17	13	1	391
Q000063		<10	<1	0.07	10	0.42	314	<1	0.16	25	1370	3	0.03	<2	3	80
Q000064		<10	<1	0.24	10	0.46	1955	<1	0.01	2	770	410	2.16	17	1	263
Q000065		<10	<1	0.30	10	0.49	3170	<1	0.02	1	750	41	2.40	11	1	251
Q000066		<10	<1	0.25	10	0.83	6170	<1	0.02	1	700	56	2.94	6	1	133
Q000067		<10	<1	0.28	10	0.23	2830	<1	0.01	1	780	34	2.96	6	1	274
Q000068		<10	<1	0.26	10	0.68	3320	<1	0.02	1	790	34	3.15	12	1	228
Q000069		<10	<1	0.26	10	0.30	1690	<1	0.02	3	800	30	2.08	10	1	297
Q000070		<10	<1	0.23	10	0.39	1940	<1	0.01	1	750	25	1.95	13	1	320
Q000071		<10	4	0.07	<10	1.67	604	41	0.02	16	400	940	>10.0	48	1	36
Q000072		<10	<1	0.25	10	0.31	1960	<1	0.01	2	750	76	2.76	38	1	313
Q000073		<10	1	0.27	10	0.29	1565	<1	0.01	2	810	49	3.05	9	1	120
Q000074		<10	<1	0.26	10	0.47	1825	<1	0.02	2	790	66	1.91	9	1	277
Q000075		<10	<1	0.23	10	0.53	1930	<1	0.02	2	770	30	2.36	8	1	355
Q000076		<10	<1	0.23	10	0.54	1910	<1	0.01	1	730	30	2.37	9	1	414
Q000077		<10	<1	0.23	10	0.54	1965	<1	0.02	2	730	29	2.39	7	1	424
Q000078		<10	<1	0.24	10	0.46	1315	<1	0.03	2	730	21	1.23	9	1	325
Q000079		<10	<1	0.22	10	0.50	1020	<1	0.03	2	750	15	1.00	7	1	309
Q000080		<10	<1	0.23	10	0.62	964	<1	0.04	2	800	46	1.32	9	2	318
Q000081		<10	<1	0.20	10	0.96	1130	<1	0.03	1	740	62	1.76	7	2	483
Q000082		<10	<1	0.23	10	0.49	912	<1	0.04	2	730	35	1.14	13	2	313
Q000083		<10	<1	0.21	10	0.48	882	<1	0.03	2	750	19	1.02	9	1	328
Q000084		<10	<1	0.06	10	0.41	277	<1	0.13	27	1980	<2	0.01	<2	3	68
Q000085		<10	<1	0.19	10	0.43	846	<1	0.04	2	750	17	1.25	7	1	356
Q000086		<10	<1	0.21	10	0.56	921	<1	0.04	2	740	52	1.82	9	1	418
Q000087		<10	<1	0.19	10	0.79	751	<1	0.04	2	770	57	2.05	5	1	359

ALS Canada Ltd.
2103 Dollarton Hwy
North Vancouver BC V7H 0A7
Phone: 604 984 0221 Fax: 604 984 0218 www.alsglobal.com

To: **BRIXTON METALS CORPORATION**
#1411 - 409 GRANVILLE STREET
VANCOUVER BC V6C 1T2

Finalized Date: 27-OCT-2012
Account: BRIXMET

Project: Thorn

CERTIFICATE OF ANALYSIS WH12235296

Sample Description	Method	ME-ICP41	ME-ICP41	ME-ICP41	ME-ICP41	ME-ICP41	ME-ICP41	ME-ICP41	Cu-AA46	Pb-AA46	Zn-AA46	Ag-GRA21
	Analyte	Th	Ti	Tl	U	V	W	Zn	Cu	Pb	Zn	Ag
	Units	ppm	%	ppm	ppm	ppm	ppm	ppm	%	%	%	ppm
	LOR	20	0.01	10	10	1	10	2	0.001	0.001	0.001	5
Q000048		<20	0.03	<10	<10	66	<10	145				
Q000049		<20	0.01	<10	<10	21	<10	90				
Q000050		<20	0.01	<10	<10	15	<10	86				
Q000051		<20	<0.01	30	<10	17	10	>10000	1.241	1.490	8.51	138
Q000052		<20	<0.01	<10	<10	6	<10	306				
Q000053		<20	<0.01	<10	<10	6	<10	376				
Q000054		<20	<0.01	<10	<10	5	<10	135				
Q000055		<20	<0.01	<10	<10	5	<10	1030				
Q000056		<20	<0.01	<10	<10	5	<10	928				
Q000057		<20	<0.01	<10	<10	5	<10	949				
Q000058		<20	<0.01	<10	<10	5	<10	86				
Q000059		<20	<0.01	<10	<10	5	<10	72				
Q000060		<20	<0.01	<10	<10	5	<10	167				
Q000061		<20	<0.01	<10	<10	7	<10	139				
Q000062		<20	<0.01	<10	<10	10	<10	508				
Q000063		<20	0.13	<10	<10	41	<10	39				
Q000064		<20	<0.01	<10	<10	9	<10	848				
Q000065		<20	<0.01	<10	<10	6	<10	125				
Q000066		<20	<0.01	<10	<10	4	<10	177				
Q000067		<20	<0.01	<10	<10	4	<10	69				
Q000068		<20	<0.01	<10	<10	5	<10	143				
Q000069		<20	<0.01	<10	<10	6	<10	76				
Q000070		<20	<0.01	<10	<10	7	<10	67				
Q000071		<20	<0.01	<10	<10	10	<10	>10000	1.926		4.48	
Q000072		<20	<0.01	<10	<10	4	<10	264				
Q000073		<20	<0.01	<10	<10	5	<10	149				
Q000074		<20	<0.01	<10	<10	11	<10	218				
Q000075		<20	<0.01	<10	<10	8	<10	98				
Q000076		<20	<0.01	<10	<10	7	<10	88				
Q000077		<20	<0.01	<10	<10	7	<10	86				
Q000078		<20	<0.01	<10	<10	11	<10	70				
Q000079		<20	<0.01	<10	<10	14	<10	55				
Q000080		<20	<0.01	<10	<10	16	<10	115				
Q000081		<20	<0.01	<10	<10	14	<10	189				
Q000082		<20	<0.01	<10	<10	14	<10	101				
Q000083		<20	<0.01	<10	<10	13	<10	69				
Q000084		<20	0.12	<10	<10	44	<10	30				
Q000085		<20	<0.01	<10	<10	12	<10	59				
Q000086		<20	<0.01	<10	<10	13	<10	134				
Q000087		<20	<0.01	<10	<10	14	<10	147				

ALS Canada Ltd.
2103 Dollarton Hwy
North Vancouver BC V7H 0A7
Phone: 604 984 0221 Fax: 604 984 0218 www.alsglobal.com

To: **BRIXTON METALS CORPORATION**
#1411 - 409 GRANVILLE STREET
VANCOUVER BC V6C 1T2

Finalized Date: 27-OCT-2012
Account: BRIXMET

Project: Thorn

CERTIFICATE OF ANALYSIS WH12235296

Sample Description	Method	WEI-21	Au-AA25	ME-ICP41	ME-ICP41	ME-ICP41	ME-ICP41	ME-ICP41	ME-ICP41	ME-ICP41	ME-ICP41	ME-ICP41	ME-ICP41	ME-ICP41	ME-ICP41	ME-ICP41
	Analyte	Recvd Wt.	Au	Ag	Al	As	B	Ba	Be	Bi	Ca	Cd	Co	Cr	Cu	Fe
	Units	kg	ppm	ppm	%	ppm	ppm	ppm	ppm	ppm	%	ppm	ppm	ppm	ppm	%
	LOR	0.02	0.01	0.2	0.01	2	10	10	0.5	2	0.01	0.5	1	1	1	0.01
Q000088		2.08	<0.01	<0.2	1.45	166	<10	120	<0.5	<2	3.84	<0.5	7	2	11	2.62
Q000089		2.14	<0.01	<0.2	1.37	780	<10	100	<0.5	<2	3.53	<0.5	7	2	6	2.78
Q000090		2.09	<0.01	<0.2	1.45	551	<10	130	<0.5	<2	3.38	<0.5	7	3	6	3.06
Q000091		2.08	0.03	0.2	1.19	235	<10	120	<0.5	<2	3.33	<0.5	6	2	14	2.76
Q000092		0.04	2.16	>100	0.31	1175	<10	10	<0.5	37	1.77	501	25	14	>10000	18.0
Q000093		2.32	0.01	<0.2	1.13	280	<10	120	<0.5	<2	2.88	0.5	6	2	17	2.60
Q000094		2.16	0.01	<0.2	1.61	289	<10	100	0.5	<2	3.23	<0.5	5	2	10	2.87
Q000095		2.00	0.29	0.2	1.11	1955	<10	110	0.7	<2	2.50	<0.5	6	2	10	2.69
Q000096		2.38	1.46	0.8	0.75	3800	<10	60	0.7	<2	1.91	<0.5	8	2	11	3.16
Q000097		2.16	0.01	<0.2	1.09	275	<10	150	<0.5	<2	3.48	<0.5	6	2	11	2.40
Q000098		1.94	0.01	<0.2	1.01	248	<10	140	0.5	<2	2.87	<0.5	5	2	11	2.47
Q000099		<0.02	0.01	<0.2	1.00	243	<10	140	0.5	<2	2.84	<0.5	6	2	10	2.47
Q000100		2.23	0.12	0.2	1.10	524	<10	30	0.7	<2	2.62	<0.5	6	1	8	3.24
Q000101		2.31	<0.01	<0.2	0.92	136	<10	110	<0.5	2	3.20	<0.5	5	1	8	2.40
Q000102		2.27	0.02	<0.2	1.26	84	<10	100	<0.5	<2	3.59	<0.5	6	2	9	2.34
Q000103		2.33	0.01	<0.2	1.23	62	<10	110	<0.5	2	3.18	<0.5	6	2	11	2.38
Q000104		0.33	<0.01	<0.2	0.85	4	<10	80	<0.5	<2	1.11	<0.5	13	13	13	2.67
Q000105		1.79	<0.01	<0.2	1.08	78	<10	130	0.5	2	2.33	<0.5	6	2	18	2.46
Q000106		2.04	<0.01	<0.2	1.21	59	<10	110	<0.5	<2	3.54	<0.5	5	1	11	2.29
Q000107		1.94	<0.01	<0.2	1.30	34	<10	180	<0.5	<2	3.32	<0.5	4	2	11	2.38
Q000108		2.07	<0.01	<0.2	1.40	40	<10	110	<0.5	2	3.36	<0.5	5	2	11	2.53
Q000109		0.09	0.65	58.9	0.74	146	<10	20	<0.5	<2	1.61	218	1	13	>10000	12.00

ALS Canada Ltd.
2103 Dollarton Hwy
North Vancouver BC V7H 0A7
Phone: 604 984 0221 Fax: 604 984 0218 www.alsglobal.com

To: **BRIXTON METALS CORPORATION**
#1411 - 409 GRANVILLE STREET
VANCOUVER BC V6C 1T2

Finalized Date: 27-OCT-2012
Account: BRIXMET

Project: Thorn

CERTIFICATE OF ANALYSIS WH12235296

Sample Description	Method	ME-ICP41	ME-ICP41	ME-ICP41	ME-ICP41	ME-ICP41	ME-ICP41	ME-ICP41	ME-ICP41	ME-ICP41	ME-ICP41	ME-ICP41	ME-ICP41	ME-ICP41	ME-ICP41	ME-ICP41
	Analyte	Ga	Hg	K	La	Mg	Mn	Mo	Na	Ni	P	Pb	S	Sb	Sc	Sr
	Units	ppm	ppm	%	ppm	%	ppm	ppm	%	ppm	ppm	ppm	%	ppm	ppm	ppm
	LOR	10	1	0.01	10	0.01	5	1	0.01	1	10	2	0.01	2	1	1
Q000088		<10	<1	0.22	10	0.58	931	<1	0.04	2	790	17	0.52	10	2	386
Q000089		<10	<1	0.20	10	0.52	850	<1	0.04	2	760	17	0.75	6	2	349
Q000090		<10	<1	0.22	10	0.54	866	<1	0.04	2	780	16	0.97	5	2	333
Q000091		<10	<1	0.20	10	0.56	952	<1	0.03	2	780	20	1.32	9	1	373
Q000092		10	21	0.06	<10	0.78	383	36	0.01	57	400	>10000	>10.0	250	<1	35
Q000093		<10	<1	0.20	10	0.51	777	<1	0.03	2	760	28	1.26	10	1	284
Q000094		<10	1	0.19	10	1.03	1220	<1	0.03	2	790	23	0.93	9	2	385
Q000095		<10	<1	0.22	10	0.79	985	1	0.02	2	750	24	2.03	13	1	292
Q000096		<10	<1	0.22	10	0.46	679	8	0.02	1	740	31	2.91	25	1	251
Q000097		<10	<1	0.21	10	0.53	960	<1	0.03	2	790	17	1.36	10	1	288
Q000098		<10	<1	0.20	10	0.80	1225	<1	0.03	1	700	22	1.60	8	1	314
Q000099		<10	<1	0.19	10	0.79	1205	<1	0.03	2	690	20	1.58	8	1	313
Q000100		<10	<1	0.21	10	0.88	1120	<1	0.03	2	760	23	2.68	5	1	378
Q000101		<10	<1	0.18	10	0.49	963	<1	0.03	2	720	16	1.55	8	1	438
Q000102		<10	<1	0.18	10	0.59	1060	<1	0.03	1	750	15	0.53	7	2	404
Q000103		<10	<1	0.18	20	0.63	923	1	0.03	2	750	15	0.77	9	1	370
Q000104		<10	<1	0.10	20	0.37	320	<1	0.25	24	2110	<2	0.01	<2	3	118
Q000105		<10	<1	0.19	10	0.58	723	<1	0.03	5	770	22	1.56	9	1	298
Q000106		<10	<1	0.18	10	0.50	876	<1	0.03	2	720	22	0.47	7	2	375
Q000107		<10	<1	0.18	20	0.53	914	<1	0.04	2	760	10	0.13	6	2	332
Q000108		<10	<1	0.19	20	0.59	1060	<1	0.04	2	740	9	0.08	8	2	334
Q000109		<10	5	0.07	<10	1.71	609	41	0.03	16	400	942	>10.0	45	1	36

ALS Canada Ltd.
2103 Dollarton Hwy
North Vancouver BC V7H 0A7
Phone: 604 984 0221 Fax: 604 984 0218 www.alsglobal.com

To: **BRIXTON METALS CORPORATION**
#1411 - 409 GRANVILLE STREET
VANCOUVER BC V6C 1T2

Finalized Date: 27-OCT-2012
Account: BRIXMET

Project: Thorn

CERTIFICATE OF ANALYSIS WH12235296

Sample Description	Method	ME-ICP41	ME-ICP41	ME-ICP41	ME-ICP41	ME-ICP41	ME-ICP41	ME-ICP41	Cu-AA46	Pb-AA46	Zn-AA46	Ag-GRA21
	Analyte	Th	Ti	Tl	U	V	W	Zn	Cu	Pb	Zn	Ag
	Units	ppm	%	ppm	ppm	ppm	ppm	ppm	%	%	%	ppm
	LOR	20	0.01	10	10	1	10	2	0.001	0.001	0.001	5
Q000088		<20	<0.01	<10	<10	18	<10	70				
Q000089		<20	<0.01	<10	<10	17	<10	49				
Q000090		<20	<0.01	<10	<10	17	<10	46				
Q000091		<20	<0.01	<10	<10	13	<10	64				
Q000092		<20	<0.01	30	<10	18	<10	>10000	1.224	1.505	8.77	155
Q000093		<20	<0.01	<10	<10	12	<10	111				
Q000094		<20	<0.01	<10	<10	18	<10	82				
Q000095		<20	<0.01	<10	<10	10	<10	93				
Q000096		<20	<0.01	<10	<10	5	<10	51				
Q000097		<20	<0.01	<10	<10	11	<10	64				
Q000098		<20	<0.01	<10	<10	9	<10	73				
Q000099		<20	<0.01	<10	<10	9	<10	69				
Q000100		<20	<0.01	<10	<10	8	<10	60				
Q000101		<20	<0.01	<10	<10	9	<10	55				
Q000102		<20	<0.01	<10	<10	14	<10	58				
Q000103		<20	<0.01	<10	<10	13	<10	61				
Q000104		<20	0.17	<10	<10	55	<10	37				
Q000105		<20	<0.01	<10	<10	11	<10	92				
Q000106		<20	<0.01	<10	<10	14	<10	65				
Q000107		<20	<0.01	<10	<10	14	<10	68				
Q000108		<20	<0.01	<10	<10	15	<10	64				
Q000109		<20	<0.01	<10	10	11	<10	>10000	1.906		4.43	

ALS Canada Ltd.
2103 Dollarton Hwy
North Vancouver BC V7H 0A7
Phone: 604 984 0221 Fax: 604 984 0218 www.alsglobal.com

To: **BRIXTON METALS CORPORATION**
#1411 - 409 GRANVILLE STREET
VANCOUVER BC V6C 1T2

Finalized Date: 20-OCT-2012
This copy reported on
22-OCT-2012
Account: BRIXMET

CERTIFICATE WH12235297

Project: Thorn

P.O. No.: Batch 4

This report is for 53 Drill Core samples submitted to our lab in Whitehorse, YT, Canada on 5-OCT-2012.

The following have access to data associated with this certificate:

SORIN POSESCU	GARY THOMPSON	

SAMPLE PREPARATION

ALS CODE	DESCRIPTION
WEI-21	Received Sample Weight
LOG-22	Sample login - Rcd w/o BarCode
LOG-24	Pulp Login - Rcd w/o Barcode
SPL-21d	Split sample - duplicate
PUL-31d	Pulverize Split - duplicate
CRU-QC	Crushing QC Test
PUL-QC	Pulverizing QC Test
CRU-31	Fine crushing - 70% <2mm
SPL-22Y	Split Sample - Boyd Rotary Splitter
PUL-31	Pulverize split to 85% <75 um
LOG-22d	Sample login - Rcd w/o BarCode dup

ANALYTICAL PROCEDURES

ALS CODE	DESCRIPTION	INSTRUMENT
ME-ICP41	35 Element Aqua Regia ICP-AES	ICP-AES
Cu-AA46	Ore grade Cu - aqua regia/AA	AAS
Pb-AA46	Ore grade Pb - aqua regia/AA	AAS
Zn-AA46	Ore grade Zn - aqua regia/AA	AAS
Ag-GRA21	Ag 30g FA-GRAV finish	WST-SIM
Au-AA25	Ore Grade Au 30g FA AA finish	AAS

To: **BRIXTON METALS CORPORATION**
ATTN: SORIN POSESCU
#1411 - 409 GRANVILLE STREET
VANCOUVER BC V6C 1T2

This is the Final Report and supersedes any preliminary report with this certificate number. Results apply to samples as submitted. All pages of this report have been checked and approved for release.

Signature:

Colin Ramshaw, Vancouver Laboratory Manager

ALS Canada Ltd.
2103 Dollarton Hwy
North Vancouver BC V7H 0A7
Phone: 604 984 0221 Fax: 604 984 0218 www.alsglobal.com

To: **BRIXTON METALS CORPORATION**
#1411 - 409 GRANVILLE STREET
VANCOUVER BC V6C 1T2

Finalized Date: 20-OCT-2012
Account: BRIXMET

Project: Thorn

CERTIFICATE OF ANALYSIS WH12235297

Sample Description	Method	WEI-21	Au-AA25	ME-ICP41	ME-ICP41	ME-ICP41	ME-ICP41	ME-ICP41	ME-ICP41	ME-ICP41	ME-ICP41	ME-ICP41	ME-ICP41	ME-ICP41	ME-ICP41	ME-ICP41
	Analyte	Recvd Wt.	Au	Ag	Al	As	B	Ba	Be	Bi	Ca	Cd	Co	Cr	Cu	Fe
	Units	kg	ppm	ppm	%	ppm	ppm	ppm	ppm	ppm	%	ppm	ppm	ppm	ppm	%
	LOR	0.02	0.01	0.2	0.01	2	10	10	0.5	2	0.01	0.5	1	1	1	0.01
Q000110		1.05	0.15	3.2	1.92	335	<10	240	<0.5	<2	1.39	1.0	12	6	57	3.92
Q000111		2.20	0.05	0.2	0.58	732	<10	80	0.6	<2	1.67	<0.5	6	1	8	2.70
Q000112		2.09	0.04	0.3	0.52	442	<10	100	0.5	<2	1.46	<0.5	5	1	6	2.45
Q000113		2.08	0.43	21.6	0.46	697	<10	60	0.5	<2	0.69	2.0	6	1	28	3.24
Q000114		2.52	0.39	27.2	0.50	836	<10	80	0.8	2	2.10	6.1	6	1	67	3.65
Q000115		1.92	0.01	0.3	0.61	325	<10	70	0.6	<2	2.55	<0.5	5	1	5	2.47
Q000116		<0.02	0.01	0.3	0.67	337	<10	80	0.6	<2	2.61	<0.5	5	1	5	2.53
Q000117		2.38	0.01	0.2	0.78	120	<10	60	0.5	<2	3.34	<0.5	5	1	6	2.38
Q000118		2.11	0.01	0.4	0.61	146	<10	70	0.5	2	3.12	0.7	5	1	6	2.40
Q000119		2.45	0.03	5.1	0.43	580	<10	70	<0.5	<2	2.68	9.7	5	1	17	2.67
Q000120		2.13	0.12	1.7	0.49	845	<10	70	0.5	<2	2.43	5.5	5	1	7	3.08
Q000121		2.17	0.02	0.5	0.48	349	<10	80	0.5	2	3.52	1.0	6	1	6	2.26
Q000122		2.30	0.03	1.1	0.49	361	<10	110	0.5	<2	2.59	5.4	6	1	9	2.58
Q000123		2.41	0.02	0.5	0.45	469	<10	60	0.5	<2	3.33	2.4	6	1	6	2.24
Q000124		2.17	0.07	4.4	0.51	615	<10	70	0.6	<2	3.44	1.1	6	1	11	2.50
Q000125		0.28	<0.01	<0.2	0.85	3	<10	70	<0.5	<2	1.16	<0.5	13	12	16	2.67
Q000126		2.17	0.01	0.3	0.79	316	<10	80	0.5	<2	3.99	<0.5	5	1	7	2.46
Q000127		1.97	0.02	0.2	0.80	965	<10	60	0.5	<2	4.11	<0.5	5	1	7	2.45
Q000128		2.29	0.16	0.8	0.53	1605	<10	90	0.6	<2	2.82	0.5	5	1	7	2.63
Q000129		2.28	0.65	8.9	0.63	2550	<10	100	0.8	3	1.37	4.2	6	1	19	3.34
Q000130		2.04	0.90	1.5	0.69	2670	<10	80	0.8	<2	1.30	<0.5	6	1	8	3.79
Q000131		0.05	2.24	>100	0.32	1210	<10	10	<0.5	61	1.80	511	25	15	>10000	18.5
Q000132		1.98	2.06	2.0	0.64	5510	<10	90	0.5	<2	0.34	<0.5	8	1	19	3.54
Q000133		2.18	0.20	0.4	0.74	2180	<10	100	0.6	<2	2.98	<0.5	7	1	7	2.86
Q000134		2.23	0.77	1.5	0.71	5260	<10	130	0.8	<2	2.90	<0.5	5	1	15	3.35
Q000135		2.42	0.04	0.2	0.65	1220	<10	120	0.6	<2	4.29	<0.5	6	1	17	2.54
Q000136		2.51	0.26	0.5	0.61	2650	<10	130	1.1	<2	3.03	<0.5	5	<1	9	2.99
Q000137		2.01	0.04	<0.2	0.61	981	<10	130	0.9	<2	3.49	<0.5	6	1	11	3.14
Q000138		<0.02	0.04	<0.2	0.58	997	<10	120	0.9	<2	3.60	<0.5	5	1	10	3.07
Q000139		2.13	0.02	0.2	0.64	632	<10	100	0.6	<2	3.22	<0.5	6	1	9	2.46
Q000140		2.02	0.02	0.5	1.04	670	<10	90	0.5	<2	2.91	2.2	6	2	11	2.89
Q000141		2.28	0.01	<0.2	1.07	668	<10	90	0.5	<2	3.94	<0.5	5	1	8	2.64
Q000142		2.25	0.01	0.2	1.11	709	<10	100	0.5	<2	3.86	<0.5	5	2	9	2.65
Q000143		2.19	0.01	<0.2	0.68	745	<10	100	0.6	<2	3.97	<0.5	5	1	8	2.35
Q000144		2.12	0.09	0.4	0.61	1605	<10	140	1.0	<2	3.22	<0.5	5	1	6	2.98
Q000145		2.29	0.28	4.1	0.62	1125	<10	90	0.5	<2	0.62	3.2	6	2	14	3.25
Q000146		2.30	0.06	1.9	0.99	1095	<10	110	0.8	<2	2.17	6.5	6	2	13	3.55
Q000147		0.40	<0.01	<0.2	0.91	14	<10	110	<0.5	<2	1.09	<0.5	12	13	13	2.69
Q000148		2.46	0.01	0.7	1.02	657	<10	100	0.5	<2	3.40	1.9	6	2	9	2.67
Q000149		1.86	0.02	1.5	1.24	990	<10	90	0.5	<2	3.03	2.8	6	2	10	2.67

ALS Canada Ltd.
2103 Dollarton Hwy
North Vancouver BC V7H 0A7
Phone: 604 984 0221 Fax: 604 984 0218 www.alsglobal.com

To: **BRIXTON METALS CORPORATION**
#1411 - 409 GRANVILLE STREET
VANCOUVER BC V6C 1T2

Finalized Date: 20-OCT-2012
Account: BRIXMET

Project: Thorn

CERTIFICATE OF ANALYSIS WH12235297

Sample Description	Method	ME-ICP41	ME-ICP41	ME-ICP41	ME-ICP41	ME-ICP41	ME-ICP41	ME-ICP41	ME-ICP41	ME-ICP41	ME-ICP41	ME-ICP41	ME-ICP41	ME-ICP41	ME-ICP41	ME-ICP41
	Analyte	Ga	Hg	K	La	Mg	Mn	Mo	Na	Ni	P	Pb	S	Sb	Sc	Sr
	Units	ppm	ppm	%	ppm	%	ppm	ppm	%	ppm	ppm	ppm	%	ppm	ppm	ppm
	LOR	10	1	0.01	10	0.01	5	1	0.01	1	10	2	0.01	2	1	1
Q000110		10	<1	0.24	20	1.10	861	<1	0.08	10	1230	296	0.81	13	5	117
Q000111		<10	<1	0.31	10	0.47	1930	<1	0.02	2	930	23	2.44	5	2	65
Q000112		<10	<1	0.30	10	0.38	1405	<1	0.02	2	760	24	2.20	6	1	64
Q000113		<10	<1	0.26	10	0.16	571	6	0.01	3	700	157	3.46	22	1	33
Q000114		<10	<1	0.27	10	0.60	2370	7	0.01	1	740	187	3.35	50	1	62
Q000115		<10	<1	0.26	10	0.56	2270	<1	0.01	<1	760	27	1.59	6	1	179
Q000116		<10	<1	0.28	10	0.57	2320	<1	0.02	<1	760	27	1.63	6	1	182
Q000117		<10	<1	0.27	10	0.41	1635	<1	0.01	1	750	24	1.31	11	1	246
Q000118		<10	<1	0.27	10	0.34	1605	<1	0.02	<1	760	48	1.59	9	1	251
Q000119		<10	<1	0.26	10	0.52	1935	<1	0.01	2	750	222	2.21	33	1	191
Q000120		<10	<1	0.28	10	0.63	1840	<1	0.01	1	740	105	2.62	20	1	178
Q000121		<10	<1	0.29	10	0.26	1565	<1	0.01	1	750	37	1.99	8	1	256
Q000122		<10	<1	0.28	10	0.61	1830	<1	0.01	2	780	151	2.03	22	1	281
Q000123		<10	<1	0.27	10	0.21	1585	<1	0.01	1	760	72	2.17	10	1	235
Q000124		<10	<1	0.28	10	0.25	1825	<1	0.01	2	750	85	2.40	13	1	275
Q000125		<10	<1	0.11	20	0.48	350	<1	0.25	29	2330	<2	0.01	<2	3	124
Q000126		<10	<1	0.28	10	0.35	1805	<1	0.01	1	750	28	1.86	7	1	274
Q000127		<10	<1	0.26	10	0.39	1865	<1	0.01	2	740	24	1.78	7	1	287
Q000128		<10	<1	0.27	10	0.41	1960	<1	0.01	1	770	42	2.45	12	1	205
Q000129		<10	1	0.32	10	0.42	1500	<1	0.01	<1	810	140	3.47	26	1	123
Q000130		<10	<1	0.35	10	0.39	1830	<1	0.01	<1	810	47	4.01	16	1	143
Q000131		10	22	0.06	<10	0.79	407	35	0.01	53	410	>10000	>10.0	268	<1	37
Q000132		<10	<1	0.33	20	0.08	166	<1	0.01	<1	810	69	3.82	23	1	111
Q000133		<10	<1	0.32	10	0.22	2300	<1	0.01	<1	800	30	2.95	9	1	279
Q000134		<10	1	0.32	10	0.48	2820	<1	0.02	<1	800	33	3.13	16	1	192
Q000135		<10	<1	0.31	10	0.29	2700	<1	0.02	<1	780	23	2.58	13	2	280
Q000136		<10	<1	0.31	10	1.00	3590	<1	0.02	<1	760	31	2.76	11	1	195
Q000137		<10	<1	0.29	10	0.87	3500	<1	0.02	<1	720	33	2.97	11	1	337
Q000138		<10	<1	0.28	10	0.88	3610	<1	0.02	<1	710	31	2.91	8	1	338
Q000139		<10	<1	0.30	10	0.35	1940	<1	0.02	<1	800	33	2.41	11	1	395
Q000140		<10	<1	0.29	10	0.49	1750	<1	0.02	<1	830	123	2.26	16	1	322
Q000141		<10	<1	0.28	10	0.45	1740	<1	0.02	<1	790	19	1.76	10	1	333
Q000142		<10	<1	0.31	20	0.45	1745	<1	0.02	<1	790	27	1.86	10	1	287
Q000143		<10	1	0.28	10	0.37	2320	<1	0.01	<1	770	28	2.10	9	1	310
Q000144		<10	1	0.29	10	1.00	6410	<1	0.02	<1	720	52	2.77	9	1	162
Q000145		<10	<1	0.27	10	0.15	485	<1	0.01	<1	660	250	3.53	22	1	81
Q000146		<10	<1	0.28	10	0.57	1735	<1	0.01	<1	820	359	3.44	18	1	250
Q000147		<10	<1	0.14	20	0.46	338	<1	0.26	24	2080	4	0.04	<2	4	126
Q000148		<10	<1	0.30	10	0.41	1480	<1	0.02	<1	800	73	2.15	10	1	296
Q000149		<10	<1	0.28	10	0.50	1370	<1	0.02	<1	800	142	1.66	13	1	324

ALS Canada Ltd.
2103 Dollarton Hwy
North Vancouver BC V7H 0A7
Phone: 604 984 0221 Fax: 604 984 0218 www.alsglobal.com

To: **BRIXTON METALS CORPORATION**
#1411 - 409 GRANVILLE STREET
VANCOUVER BC V6C 1T2

Finalized Date: 20-OCT-2012
Account: BRIXMET

Project: Thorn

CERTIFICATE OF ANALYSIS WH12235297

Sample Description	Method	ME-ICP41	ME-ICP41	ME-ICP41	ME-ICP41	ME-ICP41	ME-ICP41	ME-ICP41	Cu-AA46	Pb-AA46	Zn-AA46	Ag-GRA21
	Analyte	Th	Ti	Tl	U	V	W	Zn	Cu	Pb	Zn	Ag
	Units	ppm	%	ppm	ppm	ppm	ppm	ppm	%	%	%	ppm
	LOR	20	0.01	10	10	1	10	2	0.001	0.001	0.001	5
Q000110		<20	0.08	<10	<10	95	<10	164				
Q000111		<20	<0.01	<10	<10	12	<10	83				
Q000112		<20	<0.01	<10	<10	7	<10	84				
Q000113		<20	<0.01	<10	<10	6	<10	350				
Q000114		<20	<0.01	<10	<10	8	<10	613				
Q000115		<20	<0.01	<10	<10	9	<10	73				
Q000116		<20	<0.01	<10	<10	9	<10	76				
Q000117		<20	<0.01	<10	<10	9	<10	77				
Q000118		<20	<0.01	<10	<10	8	<10	131				
Q000119		<20	<0.01	<10	<10	5	<10	740				
Q000120		<20	<0.01	<10	<10	6	<10	442				
Q000121		<20	<0.01	<10	<10	5	<10	110				
Q000122		<20	<0.01	<10	<10	7	<10	555				
Q000123		<20	<0.01	<10	<10	5	<10	279				
Q000124		<20	<0.01	<10	<10	5	<10	138				
Q000125		<20	0.15	<10	<10	53	<10	40				
Q000126		<20	<0.01	<10	<10	8	<10	67				
Q000127		<20	<0.01	<10	<10	8	<10	64				
Q000128		<20	<0.01	<10	<10	5	<10	112				
Q000129		<20	<0.01	<10	<10	5	<10	541				
Q000130		<20	<0.01	<10	<10	5	<10	54				
Q000131		<20	<0.01	30	<10	17	<10	>10000	1.210	1.565	9.90	154
Q000132		<20	<0.01	10	<10	4	<10	67				
Q000133		<20	<0.01	<10	<10	6	<10	82				
Q000134		<20	<0.01	<10	<10	6	<10	106				
Q000135		<20	<0.01	<10	<10	6	<10	66				
Q000136		<20	<0.01	<10	<10	5	<10	73				
Q000137		<20	<0.01	<10	<10	6	<10	71				
Q000138		<20	<0.01	<10	<10	5	<10	71				
Q000139		<20	<0.01	<10	<10	5	<10	60				
Q000140		<20	<0.01	<10	<10	9	<10	379				
Q000141		<20	<0.01	<10	<10	10	<10	54				
Q000142		<20	<0.01	<10	<10	10	<10	122				
Q000143		<20	<0.01	<10	<10	6	<10	58				
Q000144		<20	<0.01	<10	<10	6	<10	168				
Q000145		<20	<0.01	<10	<10	5	<10	826				
Q000146		<20	<0.01	<10	<10	8	<10	843				
Q000147		<20	0.16	<10	<10	56	<10	37				
Q000148		<20	<0.01	<10	<10	9	<10	269				
Q000149		<20	<0.01	<10	<10	12	<10	339				

ALS Canada Ltd.
2103 Dollarton Hwy
North Vancouver BC V7H 0A7
Phone: 604 984 0221 Fax: 604 984 0218 www.alsglobal.com

To: **BRIXTON METALS CORPORATION**
#1411 - 409 GRANVILLE STREET
VANCOUVER BC V6C 1T2

Finalized Date: 20-OCT-2012
Account: BRIXMET

Project: Thorn

CERTIFICATE OF ANALYSIS WH12235297

Sample Description	Method	WEI-21	Au-AA25	ME-ICP41	ME-ICP41	ME-ICP41	ME-ICP41	ME-ICP41	ME-ICP41	ME-ICP41	ME-ICP41	ME-ICP41	ME-ICP41	ME-ICP41	ME-ICP41	ME-ICP41
	Analyte	Recvd Wt.	Au	Ag	Al	As	B	Ba	Be	Bi	Ca	Cd	Co	Cr	Cu	Fe
	Units	kg	ppm	ppm	%	ppm	ppm	ppm	ppm	ppm	%	ppm	ppm	ppm	ppm	%
	LOR	0.02	0.01	0.2	0.01	2	10	10	0.5	2	0.01	0.5	1	1	1	0.01
Q000150		2.27	0.01	0.6	1.16	325	<10	110	0.6	<2	2.97	1.5	6	2	11	2.75
Q000151		2.08	0.31	2.3	1.22	4340	<10	100	0.7	<2	3.17	8.5	5	1	15	4.36
Q000152		0.07	0.61	65.8	0.81	155	<10	20	<0.5	7	1.71	225	<1	14	>10000	12.00
Q000153		2.20	0.02	0.6	1.20	605	<10	100	0.6	<2	3.66	1.8	6	2	23	3.16
Q000154		2.32	0.01	0.3	1.03	269	<10	100	<0.5	<2	3.68	<0.5	5	1	14	2.54
Q000155		2.16	0.01	0.2	1.16	500	<10	100	0.5	<2	4.11	<0.5	7	2	11	2.82
Q000156		2.00	0.10	0.4	0.77	1290	<10	110	0.6	<2	2.42	0.6	7	1	11	2.95
Q000157		2.14	0.01	0.3	0.97	411	<10	100	0.5	<2	3.59	0.6	6	2	9	2.63
Q000158		2.27	0.02	0.2	0.78	581	<10	110	0.6	<2	3.43	0.5	6	1	8	2.58
Q000159		<0.02	0.02	0.2	0.84	579	<10	120	0.6	<2	3.49	<0.5	6	2	8	2.70
Q000160		2.21	0.10	0.6	1.13	897	<10	180	1.1	<2	4.78	<0.5	5	<1	6	3.44
Q000161		2.33	0.02	<0.2	0.86	479	<10	130	0.6	<2	4.29	<0.5	6	1	8	2.73
Q000162		1.53	0.01	<0.2	0.82	181	<10	130	0.5	<2	3.26	<0.5	6	2	9	2.89

ALS Canada Ltd.
2103 Dollarton Hwy
North Vancouver BC V7H 0A7
Phone: 604 984 0221 Fax: 604 984 0218 www.alsglobal.com

To: **BRIXTON METALS CORPORATION**
#1411 - 409 GRANVILLE STREET
VANCOUVER BC V6C 1T2

Finalized Date: 20-OCT-2012
Account: BRIXMET

Project: Thorn

CERTIFICATE OF ANALYSIS WH12235297

Sample Description	Method	ME-ICP41	ME-ICP41	ME-ICP41	ME-ICP41	ME-ICP41	ME-ICP41	ME-ICP41	ME-ICP41	ME-ICP41	ME-ICP41	ME-ICP41	ME-ICP41	ME-ICP41	ME-ICP41	ME-ICP41
	Analyte	Ga	Hg	K	La	Mg	Mn	Mo	Na	Ni	P	Pb	S	Sb	Sc	Sr
	Units	ppm	ppm	%	ppm	%	ppm	ppm	%	ppm	ppm	ppm	%	ppm	ppm	ppm
	LOR	10	1	0.01	10	0.01	5	1	0.01	1	10	2	0.01	2	1	1
Q000150		<10	<1	0.30	10	0.45	1265	<1	0.02	<1	860	87	2.08	11	1	333
Q000151		<10	1	0.27	10	0.86	1635	<1	0.02	<1	790	301	3.73	19	1	409
Q000152		10	4	0.07	<10	1.77	664	37	0.03	10	420	996	>10.0	46	1	39
Q000153		<10	1	0.27	10	0.88	1835	<1	0.03	<1	790	118	2.10	13	2	516
Q000154		<10	<1	0.27	10	0.42	1165	<1	0.03	<1	780	24	1.69	9	1	384
Q000155		<10	<1	0.27	10	0.46	1295	<1	0.03	<1	770	20	1.87	8	2	390
Q000156		<10	<1	0.27	10	0.21	773	<1	0.02	<1	840	57	2.95	19	1	233
Q000157		<10	<1	0.26	10	0.38	1495	<1	0.02	<1	800	47	2.16	12	1	302
Q000158		<10	<1	0.26	10	0.55	2260	<1	0.02	<1	770	50	2.29	11	1	272
Q000159		<10	<1	0.28	10	0.59	2360	<1	0.02	<1	800	52	2.36	10	1	277
Q000160		<10	<1	0.27	10	1.35	9070	<1	0.02	<1	720	61	2.80	7	2	485
Q000161		<10	<1	0.26	10	0.43	1980	<1	0.03	<1	800	29	2.55	7	1	476
Q000162		<10	1	0.26	10	0.28	1240	<1	0.04	<1	780	29	2.67	7	1	404

ALS Canada Ltd.
2103 Dollarton Hwy
North Vancouver BC V7H 0A7
Phone: 604 984 0221 Fax: 604 984 0218 www.alsglobal.com

To: **BRIXTON METALS CORPORATION**
#1411 - 409 GRANVILLE STREET
VANCOUVER BC V6C 1T2

Finalized Date: 20-OCT-2012
Account: BRIXMET

Project: Thorn

CERTIFICATE OF ANALYSIS WH12235297

Sample Description	Method	ME-ICP41	ME-ICP41	ME-ICP41	ME-ICP41	ME-ICP41	ME-ICP41	ME-ICP41	Cu-AA46	Pb-AA46	Zn-AA46	Ag-GRA21
	Analyte	Th	Ti	Tl	U	V	W	Zn	Cu	Pb	Zn	Ag
	Units	ppm	%	ppm	ppm	ppm	ppm	ppm	%	%	%	ppm
	LOR	20	0.01	10	10	1	10	2	0.001	0.001	0.001	5
Q000150		<20	<0.01	<10	<10	12	<10	222				
Q000151		<20	<0.01	<10	<10	10	<10	946				
Q000152		<20	<0.01	<10	<10	9	<10	>10000	1.780		4.46	
Q000153		<20	<0.01	<10	<10	13	<10	255				
Q000154		<20	<0.01	<10	<10	11	<10	62				
Q000155		<20	<0.01	<10	<10	13	<10	60				
Q000156		<20	<0.01	<10	<10	7	<10	111				
Q000157		<20	<0.01	<10	<10	8	<10	128				
Q000158		<20	<0.01	<10	<10	8	<10	101				
Q000159		<20	<0.01	<10	<10	9	<10	116				
Q000160		<20	<0.01	<10	<10	9	<10	147				
Q000161		<20	<0.01	<10	<10	8	<10	55				
Q000162		<20	<0.01	<10	<10	8	<10	77				

ALS Canada Ltd.
2103 Dollarton Hwy
North Vancouver BC V7H 0A7
Phone: 604 984 0221 Fax: 604 984 0218 www.alsglobal.com

To: **BRIXTON METALS CORPORATION**
#1411 - 409 GRANVILLE STREET
VANCOUVER BC V6C 1T2

Finalized Date: 27-OCT-2012
Account: BRIXMET

CERTIFICATE WH12235298

Project: Thorn

P.O. No.: Batch 5

This report is for 56 Drill Core samples submitted to our lab in Whitehorse, YT, Canada on 5-OCT-2012.

The following have access to data associated with this certificate:

SORIN POSESCU	GARY THOMPSON	

SAMPLE PREPARATION

ALS CODE	DESCRIPTION
WEI-21	Received Sample Weight
LOG-22	Sample login - Rcd w/o BarCode
LOG-24	Pulp Login - Rcd w/o Barcode
SPL-21d	Split sample - duplicate
PUL-31d	Pulverize Split - duplicate
CRU-QC	Crushing QC Test
PUL-QC	Pulverizing QC Test
CRU-31	Fine crushing - 70% <2mm
SPL-22Y	Split Sample - Boyd Rotary Splitter
PUL-31	Pulverize split to 85% <75 um
LOG-22d	Sample login - Rcd w/o BarCode dup

ANALYTICAL PROCEDURES

ALS CODE	DESCRIPTION	INSTRUMENT
ME-ICP41	35 Element Aqua Regia ICP-AES	ICP-AES
Cu-AA46	Ore grade Cu - aqua regia/AA	AAS
Pb-AA46	Ore grade Pb - aqua regia/AA	AAS
Zn-AA46	Ore grade Zn - aqua regia/AA	AAS
Ag-GRA21	Ag 30g FA-GRAV finish	WST-SIM
Au-AA25	Ore Grade Au 30g FA AA finish	AAS

To: **BRIXTON METALS CORPORATION**
ATTN: SORIN POSESCU
#1411 - 409 GRANVILLE STREET
VANCOUVER BC V6C 1T2

This is the Final Report and supersedes any preliminary report with this certificate number. Results apply to samples as submitted. All pages of this report have been checked and approved for release.

Signature:

Colin Ramshaw, Vancouver Laboratory Manager

ALS Canada Ltd.
2103 Dollarton Hwy
North Vancouver BC V7H 0A7
Phone: 604 984 0221 Fax: 604 984 0218 www.alsglobal.com

To: **BRIXTON METALS CORPORATION**
#1411 - 409 GRANVILLE STREET
VANCOUVER BC V6C 1T2

Finalized Date: 27-OCT-2012
Account: BRIXMET

Project: Thorn

CERTIFICATE OF ANALYSIS WH12235298

Sample Description	Method	WEI-21	Au-AA25	ME-ICP41	ME-ICP41	ME-ICP41	ME-ICP41	ME-ICP41	ME-ICP41	ME-ICP41	ME-ICP41	ME-ICP41	ME-ICP41	ME-ICP41	ME-ICP41	ME-ICP41
	Analyte	Recvd Wt.	Au	Ag	Al	As	B	Ba	Be	Bi	Ca	Cd	Co	Cr	Cu	Fe
	Units	kg	ppm	ppm	%	ppm	ppm	ppm	ppm	ppm	%	ppm	ppm	ppm	ppm	%
	LOR	0.02	0.01	0.2	0.01	2	10	10	0.5	2	0.01	0.5	1	1	1	0.01
Q000163		1.88	<0.01	<0.2	2.80	38	<10	1090	0.8	<2	2.72	1.4	22	21	39	5.36
Q000164		1.98	0.26	4.1	0.71	661	<10	160	0.8	<2	1.80	4.0	4	1	8	2.69
Q000165		1.97	0.24	19.2	0.52	746	<10	60	0.7	<2	1.59	7.4	5	2	43	2.79
Q000166		0.43	0.02	<0.2	1.04	4	<10	130	<0.5	<2	1.09	<0.5	13	12	13	2.65
Q000167		2.17	0.16	5.8	0.49	672	<10	80	1.1	<2	3.04	2.3	4	1	49	2.93
Q000168		1.88	0.02	0.3	0.66	856	<10	80	0.7	<2	2.29	<0.5	5	2	5	2.72
Q000169		2.16	0.01	0.2	0.48	500	<10	60	0.5	<2	3.37	<0.5	5	1	9	2.32
Q000170		2.27	0.09	1.9	0.61	874	<10	80	0.8	<2	2.96	<0.5	4	2	12	2.73
Q000171		2.24	0.03	0.3	0.60	495	<10	60	0.5	<2	3.71	0.6	5	1	5	2.45
Q000172		2.18	0.09	1.7	0.78	512	<10	80	0.5	<2	3.61	<0.5	5	2	8	2.51
Q000173		0.08	2.24	>100	0.29	1140	<10	<10	<0.5	47	1.71	493	25	15	>10000	17.9
Q000174		2.21	0.03	0.3	0.70	617	<10	50	0.5	<2	3.95	<0.5	6	1	20	2.33
Q000175		2.37	0.18	2.2	0.53	1615	<10	50	0.5	<2	4.59	<0.5	5	2	9	2.58
Q000176		2.26	0.02	0.6	0.54	586	<10	50	0.5	<2	3.86	2.1	6	1	6	2.48
Q000177		<0.02	0.02	0.5	0.49	535	<10	40	<0.5	<2	3.51	2.0	5	1	5	2.24
Q000178		2.18	0.29	2.4	0.49	1090	<10	70	0.7	<2	3.28	<0.5	5	2	5	2.72
Q000179		2.05	0.36	3.3	0.43	1245	<10	70	0.9	<2	2.79	1.3	5	1	8	2.96
Q000180		2.11	0.20	3.3	0.55	890	<10	70	0.7	<2	2.76	1.0	5	2	14	2.81
Q000181		2.19	0.01	0.4	0.94	817	<10	50	<0.5	<2	3.24	<0.5	6	1	9	2.33
Q000182		0.37	<0.01	<0.2	0.78	4	<10	80	<0.5	<2	0.99	<0.5	12	11	17	2.48
Q000183		2.16	0.01	0.4	1.04	1115	<10	60	<0.5	<2	1.83	<0.5	5	2	8	2.43
Q000184		1.99	0.05	1.6	1.03	893	<10	60	0.5	<2	1.47	1.9	6	2	12	2.80
Q000185		2.39	0.02	0.6	0.89	531	<10	60	0.5	<2	2.77	0.8	5	1	10	2.77
Q000186		2.21	0.01	0.3	0.66	559	<10	70	0.5	<2	2.94	<0.5	6	2	9	2.35
Q000187		2.37	0.13	2.1	0.57	1445	<10	70	0.8	<2	2.04	7.9	5	1	13	3.09
Q000188		2.08	<0.01	0.2	0.74	410	<10	60	<0.5	<2	3.66	<0.5	6	2	6	2.33
Q000189		0.11	0.61	58.9	0.73	151	<10	<10	<0.5	<2	1.60	218	<1	14	>10000	12.00
Q000190		2.27	0.31	3.6	0.50	1215	<10	60	0.5	<2	2.66	1.2	5	1	24	2.71
Q000191		2.17	0.07	0.7	0.50	699	<10	70	0.5	<2	2.31	1.9	5	2	8	2.53
Q000192		2.12	0.04	1.1	0.43	430	<10	60	0.5	<2	2.66	7.1	5	1	10	2.89
Q000193		2.25	0.05	1.4	0.53	2410	<10	70	0.5	<2	1.83	12.7	5	2	12	2.80
Q000194		1.98	0.19	3.1	0.38	705	<10	80	0.7	<2	2.83	0.9	5	1	11	2.85
Q000195		2.25	0.02	0.3	0.46	242	<10	100	0.6	<2	3.56	<0.5	5	1	8	2.48
Q000196		<0.02	0.03	0.3	0.44	245	<10	100	0.6	<2	3.58	<0.5	5	1	8	2.52
Q000197		2.27	<0.01	0.2	0.67	110	<10	70	<0.5	2	3.73	<0.5	6	2	21	2.45
Q000198		2.50	<0.01	<0.2	0.57	267	<10	70	<0.5	<2	2.86	<0.5	6	2	9	2.33
Q000199		1.91	<0.01	0.2	0.55	120	<10	80	<0.5	<2	1.91	<0.5	6	2	12	2.38
Q000200		2.35	<0.01	0.2	0.85	132	<10	90	<0.5	<2	2.23	<0.5	6	2	10	2.78
Q000201		2.10	0.01	0.3	1.23	266	<10	100	0.6	<2	2.54	0.9	6	2	12	3.27
Q000202		2.21	0.02	<0.2	0.84	215	<10	100	0.5	<2	2.44	<0.5	5	2	7	2.49

ALS Canada Ltd.
2103 Dollarton Hwy
North Vancouver BC V7H 0A7
Phone: 604 984 0221 Fax: 604 984 0218 www.alsglobal.com

To: **BRIXTON METALS CORPORATION**
#1411 - 409 GRANVILLE STREET
VANCOUVER BC V6C 1T2

Finalized Date: 27-OCT-2012
Account: BRIXMET

Project: Thorn

CERTIFICATE OF ANALYSIS WH12235298

Sample Description	Method	ME-ICP41	ME-ICP41	ME-ICP41	ME-ICP41	ME-ICP41	ME-ICP41	ME-ICP41	ME-ICP41	ME-ICP41	ME-ICP41	ME-ICP41	ME-ICP41	ME-ICP41	ME-ICP41	ME-ICP41
	Analyte	Ga	Hg	K	La	Mg	Mn	Mo	Na	Ni	P	Pb	S	Sb	Sc	Sr
	Units	ppm	ppm	%	ppm	%	ppm	ppm	%	ppm	ppm	ppm	%	ppm	ppm	ppm
	LOR	10	1	0.01	10	0.01	5	1	0.01	1	10	2	0.01	2	1	1
Q000163		10	<1	0.20	40	1.93	1345	<1	0.08	20	2930	10	0.21	11	9	358
Q000164		<10	1	0.38	10	0.55	5660	<1	0.01	<1	620	85	2.36	10	1	55
Q000165		<10	<1	0.31	10	0.43	6490	<1	0.01	1	650	175	2.57	35	1	51
Q000166		<10	<1	0.18	20	0.57	370	<1	0.32	26	1770	5	0.02	<2	4	146
Q000167		<10	<1	0.29	10	0.99	7730	<1	0.02	1	630	107	2.82	32	1	95
Q000168		<10	<1	0.38	10	0.28	3680	<1	0.02	<1	730	21	2.68	5	1	109
Q000169		<10	<1	0.30	10	0.10	2290	<1	0.01	<1	740	21	2.45	6	1	209
Q000170		<10	<1	0.35	10	0.46	6600	<1	0.02	1	680	39	2.62	10	1	119
Q000171		<10	<1	0.27	10	0.20	2120	<1	0.01	<1	700	37	2.36	4	1	242
Q000172		<10	<1	0.34	20	0.21	2010	<1	0.02	1	700	32	2.29	6	1	259
Q000173		10	19	0.05	<10	0.76	372	34	0.01	55	390	>10000	>10.0	239	<1	36
Q000174		<10	<1	0.26	10	0.26	1790	<1	0.01	<1	720	29	1.96	7	1	287
Q000175		<10	<1	0.25	10	0.19	2610	1	0.01	<1	710	37	2.50	12	1	358
Q000176		<10	<1	0.26	10	0.19	2090	<1	0.01	<1	760	65	2.43	7	1	264
Q000177		<10	<1	0.23	10	0.17	1900	<1	0.02	<1	700	59	2.22	5	1	241
Q000178		<10	1	0.28	10	0.50	4600	<1	0.01	<1	710	44	2.70	7	1	178
Q000179		<10	<1	0.24	10	0.97	6350	<1	0.02	<1	680	109	2.93	10	1	125
Q000180		<10	<1	0.26	10	0.57	2640	<1	0.02	<1	720	77	2.46	12	1	168
Q000181		<10	<1	0.23	10	0.45	1720	<1	0.02	1	730	19	1.18	10	1	267
Q000182		<10	<1	0.11	20	0.53	320	<1	0.23	26	2050	<2	0.01	<2	3	116
Q000183		<10	<1	0.22	10	0.51	1425	<1	0.02	<1	750	19	1.11	11	1	186
Q000184		<10	<1	0.25	10	0.51	1380	1	0.02	<1	800	99	1.82	12	1	193
Q000185		<10	<1	0.23	10	0.52	1885	<1	0.02	<1	780	48	2.00	12	1	284
Q000186		<10	<1	0.26	10	0.36	1695	<1	0.02	1	770	29	2.01	8	1	291
Q000187		<10	<1	0.22	10	0.47	1555	<1	0.02	<1	760	206	2.94	15	1	249
Q000188		<10	<1	0.25	10	0.33	1610	<1	0.02	<1	720	20	1.90	7	1	397
Q000189		10	3	0.07	<10	1.68	614	36	0.03	13	400	961	>10.0	45	1	39
Q000190		<10	<1	0.21	10	0.26	1585	1	0.01	<1	740	106	2.67	16	1	348
Q000191		<10	<1	0.24	10	0.40	1835	<1	0.02	<1	720	88	2.39	21	1	305
Q000192		<10	<1	0.22	10	0.66	2730	<1	0.02	<1	770	148	2.30	35	1	316
Q000193		<10	<1	0.24	10	0.44	2330	<1	0.02	<1	740	450	2.48	73	1	222
Q000194		<10	<1	0.22	10	0.72	4410	18	0.02	<1	700	106	2.64	13	1	230
Q000195		<10	<1	0.24	10	0.57	3570	<1	0.02	<1	710	25	2.08	6	1	358
Q000196		<10	<1	0.24	10	0.58	3620	<1	0.02	<1	720	24	2.13	6	1	364
Q000197		<10	<1	0.22	10	0.41	1580	<1	0.03	1	720	21	1.26	12	1	388
Q000198		<10	<1	0.21	10	0.51	1215	<1	0.03	1	730	15	0.93	6	1	321
Q000199		<10	<1	0.22	10	0.58	1070	<1	0.04	<1	760	16	0.86	10	1	248
Q000200		<10	<1	0.19	10	0.79	1100	<1	0.04	<1	730	21	0.98	9	1	277
Q000201		<10	<1	0.19	10	0.88	1130	<1	0.03	<1	770	53	1.94	15	2	310
Q000202		<10	<1	0.19	10	0.79	1095	<1	0.03	<1	760	30	1.29	8	1	269

ALS Canada Ltd.
2103 Dollarton Hwy
North Vancouver BC V7H 0A7
Phone: 604 984 0221 Fax: 604 984 0218 www.alsglobal.com

To: **BRIXTON METALS CORPORATION**
#1411 - 409 GRANVILLE STREET
VANCOUVER BC V6C 1T2

Finalized Date: 27-OCT-2012
Account: BRIXMET

Project: Thorn

CERTIFICATE OF ANALYSIS WH12235298

Sample Description	Method	ME-ICP41	ME-ICP41	ME-ICP41	ME-ICP41	ME-ICP41	ME-ICP41	ME-ICP41	Cu-AA46	Pb-AA46	Zn-AA46	Ag-GRA21
	Analyte	Th	Ti	Tl	U	V	W	Zn	Cu	Pb	Zn	Ag
	Units	ppm	%	ppm	ppm	ppm	ppm	ppm	%	%	%	ppm
	LOR	20	0.01	10	10	1	10	2	0.001	0.001	0.001	5
Q000163		<20	0.03	<10	<10	127	<10	212				
Q000164		<20	<0.01	<10	<10	6	<10	328				
Q000165		<20	<0.01	<10	<10	5	<10	659				
Q000166		<20	0.17	<10	<10	55	<10	44				
Q000167		<20	<0.01	<10	<10	5	<10	649				
Q000168		<20	<0.01	<10	<10	7	<10	78				
Q000169		<20	<0.01	<10	<10	4	<10	73				
Q000170		<20	<0.01	<10	<10	6	<10	87				
Q000171		<20	<0.01	<10	<10	5	<10	136				
Q000172		<20	<0.01	<10	<10	7	<10	62				
Q000173		<20	<0.01	20	<10	17	10	>10000	1.238	1.510	8.82	162
Q000174		<20	<0.01	<10	<10	7	<10	113				
Q000175		<20	<0.01	<10	<10	5	<10	68				
Q000176		<20	<0.01	<10	<10	5	<10	209				
Q000177		<20	<0.01	<10	<10	5	<10	191				
Q000178		<20	<0.01	<10	<10	5	<10	113				
Q000179		<20	<0.01	<10	<10	4	<10	355				
Q000180		<20	<0.01	<10	<10	7	<10	201				
Q000181		<20	<0.01	<10	<10	11	<10	61				
Q000182		<20	0.15	<10	<10	53	<10	35				
Q000183		<20	<0.01	<10	<10	12	<10	63				
Q000184		<20	<0.01	<10	<10	12	<10	224				
Q000185		<20	<0.01	<10	<10	10	<10	161				
Q000186		<20	<0.01	<10	<10	8	<10	65				
Q000187		<20	<0.01	<10	<10	6	<10	707				
Q000188		<20	<0.01	<10	<10	7	<10	56				
Q000189		<20	<0.01	<10	<10	9	10	>10000	1.866		4.41	
Q000190		<20	<0.01	<10	<10	4	<10	167				
Q000191		<20	<0.01	<10	<10	5	<10	267				
Q000192		<20	<0.01	<10	<10	5	<10	738				
Q000193		<20	<0.01	<10	<10	7	<10	1425				
Q000194		<20	<0.01	<10	<10	4	<10	256				
Q000195		<20	<0.01	<10	<10	4	<10	65				
Q000196		<20	<0.01	<10	<10	4	<10	66				
Q000197		<20	<0.01	<10	<10	8	<10	77				
Q000198		<20	<0.01	<10	<10	9	<10	66				
Q000199		<20	<0.01	<10	<10	9	<10	91				
Q000200		<20	<0.01	<10	<10	12	<10	79				
Q000201		<20	<0.01	<10	<10	16	<10	175				
Q000202		<20	<0.01	<10	<10	12	<10	70				

ALS Canada Ltd.
2103 Dollarton Hwy
North Vancouver BC V7H 0A7
Phone: 604 984 0221 Fax: 604 984 0218 www.alsglobal.com

To: **BRIXTON METALS CORPORATION**
#1411 - 409 GRANVILLE STREET
VANCOUVER BC V6C 1T2

Finalized Date: 27-OCT-2012
Account: BRIXMET

Project: Thorn

CERTIFICATE OF ANALYSIS WH12235298

Sample Description	Method	WEI-21	Au-AA25	ME-ICP41	ME-ICP41	ME-ICP41	ME-ICP41	ME-ICP41	ME-ICP41	ME-ICP41	ME-ICP41	ME-ICP41	ME-ICP41	ME-ICP41	ME-ICP41	ME-ICP41
	Analyte	Recvd Wt.	Au	Ag	Al	As	B	Ba	Be	Bi	Ca	Cd	Co	Cr	Cu	Fe
	Units	kg	ppm	ppm	%	ppm	ppm	ppm	ppm	ppm	%	ppm	ppm	ppm	ppm	%
	LOR	0.02	0.01	0.2	0.01	2	10	10	0.5	2	0.01	0.5	1	1	1	0.01
Q000203		2.11	<0.01	<0.2	1.60	197	<10	100	0.6	<2	2.00	<0.5	6	3	8	2.59
Q000204		2.37	<0.01	<0.2	1.24	145	<10	110	<0.5	<2	2.93	<0.5	6	2	9	2.33
Q000205		0.31	<0.01	<0.2	0.83	<2	<10	90	<0.5	<2	1.09	<0.5	12	12	13	2.55
Q000206		2.37	<0.01	<0.2	1.27	307	<10	110	<0.5	<2	2.24	0.5	5	2	7	2.68
Q000207		2.31	<0.01	<0.2	1.43	108	<10	120	<0.5	<2	3.10	<0.5	5	2	10	2.38
Q000208		2.26	<0.01	<0.2	1.45	56	<10	120	<0.5	<2	3.32	<0.5	5	2	12	2.39
Q000209		2.36	<0.01	<0.2	1.50	209	<10	130	<0.5	<2	3.67	<0.5	5	1	10	2.55
Q000210		2.18	<0.01	<0.2	1.34	475	<10	130	<0.5	<2	2.97	<0.5	5	2	8	2.48
Q000211		2.32	<0.01	0.2	1.44	147	<10	130	0.5	<2	3.03	<0.5	5	2	9	2.65
Q000212		0.08	2.11	>100	0.31	1185	<10	10	<0.5	49	1.81	519	26	15	>10000	18.2
Q000213		2.44	<0.01	0.2	1.22	336	<10	120	<0.5	<2	3.14	0.7	5	2	23	2.51
Q000214		2.20	<0.01	<0.2	1.36	230	<10	150	<0.5	<2	3.28	<0.5	5	2	12	2.50
Q000215		2.55	<0.01	<0.2	1.39	13	<10	140	<0.5	<2	3.46	<0.5	4	2	20	2.22
Q000216		1.90	<0.01	<0.2	1.53	45	<10	160	0.5	<2	3.82	<0.5	6	2	9	2.52
Q000217		2.26	<0.01	<0.2	1.47	13	<10	150	<0.5	<2	3.79	0.5	5	1	10	2.47
Q000218		<0.02	<0.01	<0.2	1.53	14	<10	170	<0.5	<2	3.78	<0.5	4	2	10	2.51

ALS Canada Ltd.
2103 Dollarton Hwy
North Vancouver BC V7H 0A7
Phone: 604 984 0221 Fax: 604 984 0218 www.alsglobal.com

To: **BRIXTON METALS CORPORATION**
#1411 - 409 GRANVILLE STREET
VANCOUVER BC V6C 1T2

Finalized Date: 27-OCT-2012
Account: BRIXMET

Project: Thorn

CERTIFICATE OF ANALYSIS WH12235298

Sample Description	Method	ME-ICP41	ME-ICP41	ME-ICP41	ME-ICP41	ME-ICP41	ME-ICP41	ME-ICP41	ME-ICP41	ME-ICP41	ME-ICP41	ME-ICP41	ME-ICP41	ME-ICP41	ME-ICP41	ME-ICP41
	Analyte	Ga	Hg	K	La	Mg	Mn	Mo	Na	Ni	P	Pb	S	Sb	Sc	Sr
	Units	ppm	ppm	%	ppm	%	ppm	ppm	%	ppm	ppm	ppm	%	ppm	ppm	ppm
	LOR	10	1	0.01	10	0.01	5	1	0.01	1	10	2	0.01	2	1	1
Q000203		10	<1	0.19	10	0.89	950	<1	0.04	<1	790	33	0.62	9	2	300
Q000204		10	1	0.20	10	0.50	880	<1	0.04	<1	730	20	0.75	7	1	355
Q000205		<10	<1	0.11	20	0.37	305	<1	0.24	22	2440	<2	0.01	<2	3	116
Q000206		10	<1	0.20	10	0.53	763	<1	0.04	<1	820	46	1.16	6	1	351
Q000207		10	<1	0.22	10	0.53	832	<1	0.05	<1	780	21	0.42	7	2	396
Q000208		10	<1	0.21	20	0.55	911	<1	0.05	<1	770	18	0.34	9	2	425
Q000209		<10	<1	0.22	20	0.58	978	<1	0.05	<1	790	18	0.43	13	2	439
Q000210		<10	1	0.22	10	0.53	887	<1	0.04	<1	770	38	0.69	7	1	294
Q000211		10	<1	0.19	10	0.71	1025	<1	0.04	<1	770	36	0.71	9	2	317
Q000212		10	21	0.06	<10	0.80	404	36	0.01	53	410	>10000	>10.0	269	<1	36
Q000213		<10	<1	0.20	10	0.45	860	<1	0.05	<1	760	39	0.82	9	2	359
Q000214		<10	<1	0.23	20	0.46	855	<1	0.06	<1	750	17	0.62	9	2	397
Q000215		10	<1	0.24	20	0.45	880	<1	0.06	<1	750	29	0.17	15	2	365
Q000216		10	<1	0.24	20	0.62	1060	<1	0.05	<1	760	26	0.34	9	2	462
Q000217		10	<1	0.24	20	0.50	1030	<1	0.05	<1	780	62	0.23	11	2	407
Q000218		10	<1	0.26	20	0.50	1020	<1	0.05	<1	790	58	0.24	11	2	411

ALS Canada Ltd.
2103 Dollarton Hwy
North Vancouver BC V7H 0A7
Phone: 604 984 0221 Fax: 604 984 0218 www.alsglobal.com

To: **BRIXTON METALS CORPORATION**
#1411 - 409 GRANVILLE STREET
VANCOUVER BC V6C 1T2

Finalized Date: 27-OCT-2012
Account: BRIXMET

Project: Thorn

CERTIFICATE OF ANALYSIS WH12235298

Sample Description	Method	ME-ICP41	ME-ICP41	ME-ICP41	ME-ICP41	ME-ICP41	ME-ICP41	ME-ICP41	Cu-AA46	Pb-AA46	Zn-AA46	Ag-GRA21
	Analyte	Th	Ti	Tl	U	V	W	Zn	Cu	Pb	Zn	Ag
	Units	ppm	%	ppm	ppm	ppm	ppm	ppm	%	%	%	ppm
	LOR	20	0.01	10	10	1	10	2	0.001	0.001	0.001	5
Q000203		<20	<0.01	<10	<10	23	<10	102				
Q000204		<20	<0.01	<10	<10	17	<10	61				
Q000205		<20	0.17	<10	<10	62	<10	28				
Q000206		<20	<0.01	<10	<10	16	<10	149				
Q000207		<20	<0.01	<10	<10	17	<10	76				
Q000208		<20	<0.01	<10	<10	18	<10	64				
Q000209		<20	<0.01	<10	<10	19	<10	63				
Q000210		<20	<0.01	<10	<10	17	<10	125				
Q000211		<20	<0.01	<10	<10	20	<10	79				
Q000212		<20	<0.01	30	<10	17	10	>10000	1.182	1.480	9.19	155
Q000213		<20	<0.01	<10	<10	17	<10	159				
Q000214		<20	<0.01	<10	<10	18	<10	74				
Q000215		<20	<0.01	<10	<10	19	<10	90				
Q000216		<20	<0.01	<10	<10	20	<10	69				
Q000217		<20	<0.01	<10	<10	20	<10	117				
Q000218		<20	<0.01	<10	<10	20	<10	108				

ALS Canada Ltd.

2103 Dollarton Hwy
North Vancouver BC V7H 0A7
Phone: 604 984 0221 Fax: 604 984 0218 www.alsglobal.com

To: **BRIXTON METALS CORPORATION**
#1411 - 409 GRANVILLE STREET
VANCOUVER BC V6C 1T2

Finalized Date: 2-NOV-2012
Account: BRIXMET

CERTIFICATE WH12241133

Project: Thorn

P.O. No.:

This report is for 101 Drill Core samples submitted to our lab in Whitehorse, YT, Canada on 12-OCT-2012.

The following have access to data associated with this certificate:

MATT CARTER	SORIN POSESCU	GARY THOMPSON

SAMPLE PREPARATION

ALS CODE	DESCRIPTION
WEI-21	Received Sample Weight
LOG-22	Sample login - Rcd w/o BarCode
LOG-23	Pulp Login - Rcvd with Barcode
SPL-21d	Split sample - duplicate
PUL-31d	Pulverize Split - duplicate
CRU-QC	Crushing QC Test
PUL-QC	Pulverizing QC Test
CRU-31	Fine crushing - 70% <2mm
SPL-22Y	Split Sample - Boyd Rotary Splitter
PUL-31	Pulverize split to 85% <75 um
LOG-22d	Sample login - Rcd w/o BarCode dup

ANALYTICAL PROCEDURES

ALS CODE	DESCRIPTION	INSTRUMENT
ME-ICP41	35 Element Aqua Regia ICP-AES	ICP-AES
Cu-AA46	Ore grade Cu - aqua regia/AA	AAS
Pb-AA46	Ore grade Pb - aqua regia/AA	AAS
Zn-AA46	Ore grade Zn - aqua regia/AA	AAS
Ag-GRA21	Ag 30g FA-GRAV finish	WST-SIM
Au-AA25	Ore Grade Au 30g FA AA finish	AAS

To: **BRIXTON METALS CORPORATION**
ATTN: SORIN POSESCU
#1411 - 409 GRANVILLE STREET
VANCOUVER BC V6C 1T2

This is the Final Report and supersedes any preliminary report with this certificate number. Results apply to samples as submitted. All pages of this report have been checked and approved for release.

Signature:

Colin Ramshaw, Vancouver Laboratory Manager

ALS Canada Ltd.
2103 Dollarton Hwy
North Vancouver BC V7H 0A7
Phone: 604 984 0221 Fax: 604 984 0218 www.alsglobal.com

To: **BRIXTON METALS CORPORATION**
#1411 - 409 GRANVILLE STREET
VANCOUVER BC V6C 1T2

Finalized Date: 2-NOV-2012
Account: BRIXMET

Project: Thorn

CERTIFICATE OF ANALYSIS WH12241133

Sample Description	Method	WEI-21	Au-AA25	ME-ICP41	ME-ICP41	ME-ICP41	ME-ICP41	ME-ICP41	ME-ICP41	ME-ICP41	ME-ICP41	ME-ICP41	ME-ICP41	ME-ICP41	ME-ICP41	ME-ICP41
	Analyte	Recvd Wt.	Au	Ag	Al	As	B	Ba	Be	Bi	Ca	Cd	Co	Cr	Cu	Fe
	Units	kg	ppm	ppm	%	ppm	ppm	ppm	ppm	ppm	%	ppm	ppm	ppm	ppm	%
	LOR	0.02	0.01	0.2	0.01	2	10	10	0.5	2	0.01	0.5	1	1	1	0.01
Q000366		2.76	0.02	0.4	0.80	177	<10	140	<0.5	2	1.62	<0.5	5	2	12	2.59
Q000367		0.24	0.01	<0.2	0.92	2	<10	120	<0.5	2	1.29	<0.5	13	13	14	2.89
Q000368		1.59	0.10	2.1	0.53	211	<10	130	<0.5	<2	1.12	0.7	4	1	9	2.51
Q000369		2.23	0.02	0.4	0.63	332	<10	150	0.5	<2	2.93	<0.5	6	1	11	2.30
Q000370		2.19	0.01	0.3	0.73	215	<10	110	0.5	2	3.79	<0.5	5	1	11	2.41
Q000371		1.89	0.01	0.3	0.64	179	<10	110	<0.5	2	3.39	<0.5	5	1	11	2.52
Q000372		0.07	1.99	>100	0.31	1145	10	10	<0.5	57	1.88	519	26	15	>10000	18.6
Q000373		1.51	0.01	0.5	0.87	338	<10	110	0.5	<2	4.05	0.5	5	1	19	2.96
Q000374		1.62	0.01	0.6	0.66	197	<10	120	0.5	2	3.21	0.7	5	1	12	2.75
Q000375		1.78	0.02	0.4	0.69	184	<10	150	0.5	2	3.33	<0.5	5	1	9	2.54
Q000376		1.58	<0.01	0.3	0.71	96	<10	140	0.5	<2	2.70	<0.5	5	1	9	2.73
Q000377		1.68	0.02	0.6	0.71	202	<10	110	0.7	3	2.35	<0.5	5	1	11	2.83
Q000378		1.95	0.03	0.7	0.63	158	<10	90	0.6	2	1.36	2.2	5	1	21	2.73
Q000379		<0.02	0.04	0.8	0.61	160	<10	70	0.6	<2	1.37	2.3	6	1	23	2.75
Q000380		2.01	0.04	0.6	0.71	156	<10	100	0.6	2	1.47	<0.5	6	1	19	2.83
Q000381		2.25	0.05	1.4	0.64	160	<10	120	0.8	2	2.36	3.1	5	1	19	2.75
Q000382		1.64	0.07	1.5	0.73	155	<10	130	0.7	<2	2.50	4.1	6	2	33	2.87
Q000383		2.98	0.03	0.7	0.60	207	<10	120	0.6	<2	2.23	1.6	5	1	12	2.75
Q000384		2.27	0.04	1.6	0.67	2850	<10	110	0.7	3	1.75	<0.5	8	1	25	3.01
Q000385		2.13	0.55	48.4	0.64	2700	<10	70	0.5	4	0.64	22.5	7	1	111	3.74
Q000386		0.28	<0.01	<0.2	0.73	16	<10	70	<0.5	3	1.17	<0.5	11	13	15	2.77
Q000387		1.90	0.71	43.5	0.52	1410	<10	70	<0.5	6	0.91	15.9	6	1	122	4.29
Q000388		2.41	0.78	41.9	0.57	1190	<10	60	<0.5	4	0.56	29.0	6	1	103	3.40
Q000389		2.55	1.06	69.9	0.52	1825	<10	80	<0.5	5	0.85	66.1	6	1	199	4.14
Q000390		2.10	2.16	67.1	0.61	3370	<10	40	<0.5	7	0.64	24.1	6	1	166	5.91
Q000391		0.11	0.54	64.0	0.78	151	<10	20	<0.5	9	1.71	223	<1	13	>10000	12.10
Q000392		1.99	1.74	72.8	0.56	4030	<10	50	<0.5	7	0.88	25.0	6	1	196	7.20
Q000393		1.96	0.73	31.0	0.59	1950	<10	70	<0.5	5	0.90	4.3	7	1	95	4.29
Q000394		2.61	0.78	58.5	0.58	2020	<10	80	<0.5	5	0.93	8.1	6	1	115	4.46
Q000395		1.88	0.29	16.5	0.55	1940	<10	60	<0.5	3	0.96	2.7	6	2	67	4.28
Q000396		2.29	0.47	49.6	0.51	2260	<10	60	<0.5	5	0.90	4.2	7	3	112	4.42
Q000397		2.32	1.59	>100	0.51	3060	<10	60	<0.5	13	1.16	13.9	5	1	314	6.27
Q000398		<0.02	1.60	>100	0.52	3000	<10	60	<0.5	12	1.16	13.7	5	1	315	6.21
Q000399		2.49	0.56	80.3	0.56	2390	<10	70	0.5	5	0.96	9.5	5	1	167	4.59
Q000400		2.18	0.36	25.3	0.50	4600	<10	70	0.5	3	1.86	11.8	6	1	79	4.41
Q000401		1.98	0.32	12.2	0.57	3280	<10	50	0.5	4	1.20	85.6	5	1	57	4.95
Q000402		2.16	0.12	5.6	0.52	1045	<10	70	<0.5	3	0.59	5.1	6	2	27	3.18
Q000403		2.20	0.14	12.9	0.54	1400	<10	80	0.5	4	0.97	7.2	6	1	46	3.04
Q000404		2.16	0.19	27.0	0.50	1690	<10	50	<0.5	4	0.92	31.3	5	2	100	3.75
Q000405		0.27	<0.01	0.2	0.65	5	<10	70	<0.5	3	1.00	<0.5	11	13	14	2.47

ALS Canada Ltd.
2103 Dollarton Hwy
North Vancouver BC V7H 0A7
Phone: 604 984 0221 Fax: 604 984 0218 www.alsglobal.com

To: **BRIXTON METALS CORPORATION**
#1411 - 409 GRANVILLE STREET
VANCOUVER BC V6C 1T2

Finalized Date: 2-NOV-2012
Account: BRIXMET

Project: Thorn

CERTIFICATE OF ANALYSIS WH12241133

Sample Description	Method	ME-ICP41	ME-ICP41	ME-ICP41	ME-ICP41	ME-ICP41	ME-ICP41	ME-ICP41	ME-ICP41	ME-ICP41	ME-ICP41	ME-ICP41	ME-ICP41	ME-ICP41	ME-ICP41	ME-ICP41
	Analyte	Ga	Hg	K	La	Mg	Mn	Mo	Na	Ni	P	Pb	S	Sb	Sc	Sr
	Units	ppm	ppm	%	ppm	%	ppm	ppm	%	ppm	ppm	ppm	%	ppm	ppm	ppm
	LOR	10	1	0.01	10	0.01	5	1	0.01	1	10	2	0.01	2	1	1
Q000366		<10	<1	0.30	10	0.25	910	<1	0.03	2	770	25	2.28	7	1	103
Q000367		<10	<1	0.13	20	0.49	342	<1	0.30	27	2380	<2	0.01	<2	4	135
Q000368		<10	<1	0.27	10	0.28	569	<1	0.01	1	550	245	2.31	24	1	140
Q000369		<10	<1	0.31	10	0.34	1180	<1	0.02	2	760	22	1.86	6	1	245
Q000370		<10	<1	0.29	10	0.36	1315	1	0.02	2	740	21	1.75	8	1	278
Q000371		<10	<1	0.25	10	0.31	1145	<1	0.02	1	750	19	2.03	6	1	257
Q000372		10	21	0.06	<10	0.81	393	37	0.01	57	420	>10000	>10.0	263	<1	36
Q000373		<10	<1	0.28	10	0.46	1555	<1	0.02	2	710	34	2.19	10	2	307
Q000374		<10	<1	0.30	10	0.31	1235	<1	0.02	2	780	41	2.40	7	1	250
Q000375		<10	<1	0.35	10	0.34	1320	<1	0.03	2	770	24	2.24	5	1	243
Q000376		<10	<1	0.36	10	0.72	2150	<1	0.02	2	740	26	1.92	6	1	219
Q000377		<10	1	0.39	10	0.73	10800	<1	0.02	2	920	38	2.76	5	2	101
Q000378		<10	<1	0.38	10	0.38	3760	<1	0.01	2	770	107	2.96	14	1	75
Q000379		<10	<1	0.38	10	0.38	3830	<1	0.01	2	790	116	3.00	15	1	75
Q000380		<10	<1	0.42	10	0.42	3900	<1	0.01	2	800	64	3.06	11	1	94
Q000381		<10	<1	0.38	10	0.74	6200	<1	0.02	2	750	468	2.97	15	1	123
Q000382		<10	<1	0.43	10	0.85	4680	1	0.02	2	730	354	3.03	32	1	152
Q000383		<10	<1	0.36	10	0.75	2580	<1	0.02	2	870	65	2.85	11	1	156
Q000384		<10	<1	0.41	10	0.45	1915	2	0.02	5	1170	48	3.04	23	2	195
Q000385		<10	1	0.40	10	0.09	421	3	0.01	5	860	1035	4.38	129	1	85
Q000386		<10	<1	0.09	20	0.40	335	<1	0.22	24	2390	<2	0.01	<2	4	105
Q000387		<10	<1	0.34	10	0.08	505	1	0.02	3	790	714	5.08	134	1	136
Q000388		<10	1	0.36	10	0.04	253	1	0.02	3	870	911	4.10	124	1	70
Q000389		<10	1	0.34	10	0.06	359	2	0.01	4	730	1080	5.13	199	1	124
Q000390		<10	1	0.39	10	0.05	284	1	0.01	4	730	1555	7.81	181	1	93
Q000391		10	3	0.08	<10	1.80	630	41	0.03	15	410	990	>10.0	42	1	39
Q000392		<10	1	0.37	20	0.07	399	2	0.01	7	820	1580	9.94	196	1	143
Q000393		<10	<1	0.39	20	0.07	397	1	0.01	4	930	458	5.00	96	1	157
Q000394		<10	<1	0.37	10	0.09	504	2	0.02	5	850	3660	5.28	164	1	145
Q000395		<10	1	0.36	10	0.06	415	2	0.01	7	910	326	4.92	72	1	121
Q000396		<10	<1	0.34	10	0.07	367	2	0.01	16	790	895	5.11	128	1	177
Q000397		<10	1	0.34	10	0.18	786	1	0.01	2	700	>10000	8.55	1080	1	231
Q000398		<10	<1	0.34	10	0.18	782	1	0.01	2	700	>10000	8.45	1005	1	230
Q000399		<10	<1	0.37	20	0.13	586	1	0.01	3	700	1985	5.28	180	1	210
Q000400		<10	<1	0.33	10	0.19	940	1	0.01	4	820	637	4.88	88	1	323
Q000401		<10	<1	0.37	10	0.14	670	1	0.02	4	870	436	6.38	37	1	203
Q000402		<10	<1	0.33	10	0.07	273	<1	0.03	2	820	172	3.68	23	1	118
Q000403		<10	1	0.34	10	0.10	446	1	0.01	3	830	234	3.52	39	1	246
Q000404		<10	1	0.33	10	0.09	434	7	0.02	3	730	595	4.46	66	1	197
Q000405		<10	<1	0.09	20	0.41	303	<1	0.20	23	1960	3	0.02	<2	3	94

ALS Canada Ltd.
2103 Dollarton Hwy
North Vancouver BC V7H 0A7
Phone: 604 984 0221 Fax: 604 984 0218 www.alsglobal.com

To: **BRIXTON METALS CORPORATION**
#1411 - 409 GRANVILLE STREET
VANCOUVER BC V6C 1T2

Finalized Date: 2-NOV-2012
Account: BRIXMET

Project: Thorn

CERTIFICATE OF ANALYSIS WH12241133

Sample Description	Method	ME-ICP41	ME-ICP41	ME-ICP41	ME-ICP41	ME-ICP41	ME-ICP41	ME-ICP41	Cu-AA46	Pb-AA46	Zn-AA46	Ag-GRA21
	Analyte	Th	Ti	Tl	U	V	W	Zn	Cu	Pb	Zn	Ag
	Units	ppm	%	ppm	ppm	ppm	ppm	ppm	%	%	%	ppm
	LOR	20	0.01	10	10	1	10	2	0.001	0.001	0.001	5
Q000366		<20	<0.01	<10	<10	8	<10	140				
Q000367		<20	0.18	<10	<10	57	<10	37				
Q000368		<20	<0.01	<10	<10	5	<10	325				
Q000369		<20	<0.01	<10	<10	7	<10	82				
Q000370		<20	<0.01	<10	<10	8	<10	74				
Q000371		<20	<0.01	<10	<10	7	<10	90				
Q000372		<20	<0.01	30	<10	17	20	>10000	1.216	1.560	8.65	151
Q000373		<20	<0.01	<10	<10	10	<10	141				
Q000374		<20	<0.01	<10	<10	8	<10	95				
Q000375		<20	<0.01	<10	<10	8	<10	73				
Q000376		<20	<0.01	<10	<10	8	<10	78				
Q000377		<20	<0.01	<10	10	8	<10	102				
Q000378		<20	<0.01	<10	10	5	<10	282				
Q000379		<20	<0.01	<10	10	5	<10	319				
Q000380		<20	<0.01	<10	10	6	<10	90				
Q000381		<20	<0.01	<10	10	6	<10	879				
Q000382		<20	<0.01	<10	10	8	<10	829				
Q000383		<20	<0.01	<10	<10	8	<10	217				
Q000384		<20	<0.01	<10	<10	8	<10	57				
Q000385		<20	<0.01	<10	<10	7	<10	2660				
Q000386		<20	0.17	<10	<10	59	<10	46				
Q000387		<20	<0.01	<10	<10	5	<10	2280				
Q000388		<20	<0.01	<10	<10	5	<10	2940				
Q000389		<20	<0.01	<10	<10	6	<10	6820				
Q000390		<20	<0.01	<10	<10	6	<10	6990				
Q000391		<20	<0.01	<10	10	9	<10	>10000	1.853		4.28	
Q000392		<20	<0.01	<10	<10	6	10	>10000			1.260	
Q000393		<20	<0.01	<10	<10	6	<10	1080				
Q000394		<20	<0.01	<10	<10	6	<10	2070				
Q000395		<20	<0.01	<10	<10	6	<10	449				
Q000396		<20	<0.01	<10	<10	6	<10	676				
Q000397		<20	<0.01	<10	<10	6	<10	2270		3.04		206
Q000398		<20	<0.01	<10	<10	6	<10	2230		2.98		215
Q000399		<20	<0.01	<10	<10	5	<10	1265				
Q000400		<20	<0.01	<10	<10	6	<10	1150				
Q000401		<20	<0.01	<10	<10	6	<10	6970				
Q000402		<20	<0.01	<10	<10	5	<10	491				
Q000403		<20	<0.01	<10	<10	5	<10	677				
Q000404		<20	<0.01	<10	<10	6	<10	2630				
Q000405		<20	0.16	<10	<10	52	<10	37				

ALS Canada Ltd.
2103 Dollarton Hwy
North Vancouver BC V7H 0A7
Phone: 604 984 0221 Fax: 604 984 0218 www.alsglobal.com

To: **BRIXTON METALS CORPORATION**
#1411 - 409 GRANVILLE STREET
VANCOUVER BC V6C 1T2

Finalized Date: 2-NOV-2012
Account: BRIXMET

Project: Thorn

CERTIFICATE OF ANALYSIS WH12241133

Sample Description	Method	WEI-21	Au-AA25	ME-ICP41	ME-ICP41	ME-ICP41	ME-ICP41	ME-ICP41	ME-ICP41	ME-ICP41	ME-ICP41	ME-ICP41	ME-ICP41	ME-ICP41	ME-ICP41	ME-ICP41
	Analyte	Recvd Wt.	Au	Ag	Al	As	B	Ba	Be	Bi	Ca	Cd	Co	Cr	Cu	Fe
	Units	kg	ppm	ppm	%	ppm	ppm	ppm	ppm	ppm	%	ppm	ppm	ppm	ppm	%
	LOR	0.02	0.01	0.2	0.01	2	10	10	0.5	2	0.01	0.5	1	1	1	0.01
Q000406		2.22	0.08	21.5	0.52	1250	<10	80	<0.5	5	0.87	44.9	6	1	48	3.15
Q000407		2.18	0.17	24.2	0.51	823	<10	90	<0.5	3	0.98	27.6	5	1	60	2.66
Q000408		2.00	0.40	46.1	0.56	2210	<10	40	<0.5	8	0.60	80.7	6	2	241	5.03
Q000409		2.41	0.22	18.5	0.55	2000	<10	60	0.5	5	0.56	36.4	7	2	76	4.52
Q000410		2.28	0.02	2.9	0.55	1870	<10	30	0.5	3	0.66	10.5	6	1	12	3.31
Q000411		0.07	2.17	>100	0.32	1195	<10	10	<0.5	49	1.89	531	26	15	>10000	19.4
Q000412		2.24	0.02	2.8	0.58	883	<10	80	0.5	3	0.48	7.8	6	2	19	3.43
Q000413		2.18	<0.01	1.7	0.57	1015	<10	90	0.5	2	0.50	6.5	6	2	7	2.80
Q000414		2.46	<0.01	2.2	0.62	4460	<10	100	0.5	<2	0.60	8.0	6	2	54	3.71
Q000415		2.30	0.01	3.9	0.56	5100	<10	90	0.5	4	0.63	18.2	6	2	80	3.80
Q000416		2.21	0.01	4.7	0.54	4010	<10	60	<0.5	3	0.48	22.7	5	2	7	3.53
Q000417		<0.02	0.02	4.7	0.50	3920	<10	60	<0.5	2	0.48	22.2	5	2	7	3.41
Q000418		1.82	0.18	10.7	0.55	>10000	<10	50	0.5	4	0.94	14.5	5	2	55	5.21
Q000419		2.45	0.23	81.0	0.53	4870	<10	60	<0.5	4	0.48	35.9	5	2	514	4.02
Q000420		1.97	0.17	9.2	0.62	6190	<10	50	0.6	3	0.44	10.5	7	1	58	5.07
Q000421		2.02	0.48	>100	0.56	1735	<10	70	0.6	12	0.69	81.8	5	1	2670	4.54
Q000422		0.44	<0.01	0.4	0.89	13	<10	110	<0.5	2	1.15	<0.5	13	13	16	2.70
Q000423		2.88	0.63	>100	0.57	856	<10	40	<0.5	25	0.51	181.0	4	2	6030	6.30
Q000424		2.08	0.21	18.9	0.63	589	<10	80	0.6	4	0.43	9.5	8	1	652	3.72
Q000425		2.49	0.04	9.7	0.51	2800	<10	50	<0.5	3	0.80	9.0	5	2	116	4.25
Q000426		1.87	0.02	7.1	0.53	682	<10	30	0.5	3	1.23	6.4	6	1	40	4.37
Q000427		2.38	0.05	13.4	0.57	1600	<10	50	0.5	4	0.60	61.3	6	1	82	5.23
Q000428		0.11	0.49	66.5	0.78	158	<10	20	<0.5	<2	1.78	234	<1	14	>10000	12.75
Q000429		2.03	0.09	57.8	0.60	2390	<10	20	<0.5	6	0.63	408	4	1	249	8.66
Q000430		1.93	0.03	6.5	0.60	1080	<10	60	0.5	2	0.82	4.3	7	1	28	4.88
Q000431		2.48	0.02	5.2	0.62	1040	<10	60	<0.5	<2	0.48	36.5	6	2	16	4.01
Q000432		1.66	<0.01	4.3	0.62	2300	<10	60	<0.5	<2	0.37	41.4	5	2	16	4.11
Q000433		2.29	<0.01	3.0	0.60	1630	<10	70	<0.5	<2	0.31	24.4	5	2	8	3.57
Q000434		2.31	<0.01	1.8	0.53	730	<10	80	<0.5	<2	0.37	14.4	5	2	4	3.07
Q000435		<0.02	<0.01	1.9	0.51	778	<10	70	<0.5	<2	0.38	15.5	6	2	4	3.14
Q000436		1.78	<0.01	2.9	0.52	1190	<10	70	<0.5	<2	0.38	15.7	5	2	5	3.55
Q000437		2.49	<0.01	3.4	0.75	1810	<10	70	<0.5	<2	0.31	14.6	5	2	7	4.01
Q000438		2.34	0.02	9.7	0.62	1190	<10	60	0.5	<2	0.36	52.8	6	1	39	4.30
Q000439		2.31	0.07	33.0	0.69	3190	<10	30	0.7	3	0.62	59.5	7	1	77	6.66
Q000440		2.53	0.16	14.3	0.58	1820	<10	50	0.5	4	0.80	37.6	6	1	53	5.22
Q000441		0.29	<0.01	<0.2	0.97	6	<10	120	<0.5	<2	1.15	<0.5	11	13	13	2.64
Q000442		1.81	0.13	14.5	0.54	2380	<10	40	0.5	<2	0.59	12.0	7	2	67	5.72
Q000443		2.19	0.11	54.9	0.52	2630	<10	30	<0.5	<2	0.57	14.9	7	2	234	7.25
Q000444		1.93	0.15	9.2	0.46	2930	<10	30	<0.5	<2	0.61	3.3	7	2	56	6.70
Q000445		2.77	0.12	7.0	0.50	3060	<10	30	<0.5	2	1.62	5.4	6	2	58	6.62

ALS Canada Ltd.
2103 Dollarton Hwy
North Vancouver BC V7H 0A7
Phone: 604 984 0221 Fax: 604 984 0218 www.alsglobal.com

To: **BRIXTON METALS CORPORATION**
#1411 - 409 GRANVILLE STREET
VANCOUVER BC V6C 1T2

Finalized Date: 2-NOV-2012
Account: BRIXMET

Project: Thorn

CERTIFICATE OF ANALYSIS WH12241133

Sample Description	Method	ME-ICP41	ME-ICP41	ME-ICP41	ME-ICP41	ME-ICP41	ME-ICP41	ME-ICP41	ME-ICP41	ME-ICP41	ME-ICP41	ME-ICP41	ME-ICP41	ME-ICP41	ME-ICP41	ME-ICP41
	Analyte	Ga	Hg	K	La	Mg	Mn	Mo	Na	Ni	P	Pb	S	Sb	Sc	Sr
	Units	ppm	ppm	%	ppm	%	ppm	ppm	%	ppm	ppm	ppm	%	ppm	ppm	ppm
	LOR	10	1	0.01	10	0.01	5	1	0.01	1	10	2	0.01	2	1	1
Q000406		<10	<1	0.34	10	0.10	448	<1	0.02	3	810	728	3.71	35	1	197
Q000407		<10	1	0.35	10	0.10	511	1	0.02	2	870	606	3.14	52	1	180
Q000408		<10	1	0.37	10	0.12	413	2	0.02	4	760	889	6.69	157	1	146
Q000409		<10	<1	0.35	10	0.11	378	1	0.03	5	790	674	5.78	54	1	152
Q000410		<10	<1	0.35	10	0.15	604	<1	0.03	2	800	377	3.72	19	1	169
Q000411		10	21	0.07	<10	0.83	389	38	0.01	60	420	>10000	>10.0	264	<1	37
Q000412		<10	<1	0.36	10	0.13	429	<1	0.04	2	850	342	3.75	14	1	148
Q000413		<10	<1	0.34	10	0.13	432	<1	0.03	2	820	278	2.91	11	1	161
Q000414		<10	<1	0.37	10	0.26	961	<1	0.03	2	830	327	3.45	17	1	167
Q000415		<10	<1	0.34	10	0.19	762	<1	0.03	1	810	486	3.88	24	1	156
Q000416		<10	1	0.33	10	0.11	331	<1	0.03	1	770	436	3.94	15	1	140
Q000417		<10	1	0.30	10	0.10	325	<1	0.03	1	750	434	3.82	13	1	137
Q000418		<10	<1	0.35	10	0.25	721	1	0.02	2	830	329	5.43	37	1	234
Q000419		<10	1	0.34	10	0.10	331	<1	0.03	2	810	1300	4.65	201	1	127
Q000420		<10	<1	0.38	10	0.09	186	3	0.02	2	950	294	6.13	36	1	149
Q000421		<10	1	0.35	10	0.18	517	3	0.02	1	680	>10000	6.31	590	1	152
Q000422		<10	<1	0.13	20	0.44	337	<1	0.27	27	2040	34	0.04	<2	4	128
Q000423		<10	1	0.35	10	0.12	367	1	0.01	2	720	7520	9.04	616	1	111
Q000424		<10	<1	0.38	20	0.07	123	1	0.02	4	1090	331	4.39	83	1	151
Q000425		<10	<1	0.33	10	0.19	436	2	0.02	3	750	455	4.79	50	1	138
Q000426		<10	<1	0.32	10	0.34	772	1	0.02	2	790	387	4.94	23	1	220
Q000427		<10	1	0.37	10	0.14	257	<1	0.01	4	900	1210	6.80	26	1	125
Q000428		10	3	0.08	<10	1.92	677	44	0.03	13	430	1010	>10.0	47	2	38
Q000429		<10	2	0.39	10	0.18	369	2	0.02	2	790	3850	>10.0	59	1	137
Q000430		<10	<1	0.37	10	0.23	421	1	0.02	2	1010	290	5.98	14	1	216
Q000431		<10	<1	0.37	10	0.12	210	<1	0.03	1	850	532	4.74	15	1	166
Q000432		<10	<1	0.37	10	0.14	246	<1	0.04	2	820	420	4.65	20	1	137
Q000433		<10	<1	0.37	10	0.13	243	<1	0.04	1	810	341	3.94	14	1	129
Q000434		<10	<1	0.33	20	0.11	240	<1	0.04	<1	820	235	3.47	7	1	130
Q000435		<10	<1	0.32	10	0.11	244	<1	0.04	1	830	255	3.58	8	1	131
Q000436		<10	<1	0.33	10	0.13	261	<1	0.05	1	790	298	4.04	8	1	124
Q000437		<10	<1	0.37	10	0.26	432	<1	0.07	<1	830	239	4.10	12	1	114
Q000438		<10	<1	0.38	20	0.08	152	1	0.08	1	990	905	5.16	11	1	152
Q000439		<10	<1	0.41	20	0.13	390	2	0.10	4	1010	2020	8.59	30	1	243
Q000440		<10	<1	0.36	10	0.17	614	1	0.07	4	790	932	6.52	27	1	220
Q000441		<10	<1	0.13	10	0.48	327	<1	0.31	23	1810	8	0.04	<2	4	133
Q000442		<10	<1	0.34	10	0.13	399	1	0.06	5	830	725	7.10	29	1	169
Q000443		<10	<1	0.34	10	0.16	464	2	0.05	7	700	6090	9.26	134	1	142
Q000444		<10	<1	0.30	10	0.15	322	3	0.05	8	660	527	8.36	39	1	156
Q000445		<10	<1	0.32	10	0.50	474	3	0.04	6	650	403	8.11	36	1	287

ALS Canada Ltd.
2103 Dollarton Hwy
North Vancouver BC V7H 0A7
Phone: 604 984 0221 Fax: 604 984 0218 www.alsglobal.com

To: **BRIXTON METALS CORPORATION**
#1411 - 409 GRANVILLE STREET
VANCOUVER BC V6C 1T2

Finalized Date: 2-NOV-2012
Account: BRIXMET

Project: Thorn

CERTIFICATE OF ANALYSIS WH12241133

Sample Description	Method	ME-ICP41	ME-ICP41	ME-ICP41	ME-ICP41	ME-ICP41	ME-ICP41	ME-ICP41	Cu-AA46	Pb-AA46	Zn-AA46	Ag-GRA21
	Analyte	Th	Ti	Tl	U	V	W	Zn	Cu	Pb	Zn	Ag
	Units	ppm	%	ppm	ppm	ppm	ppm	ppm	%	%	%	ppm
	LOR	20	0.01	10	10	1	10	2	0.001	0.001	0.001	5
Q000406		<20	<0.01	<10	<10	5	<10	3470				
Q000407		<20	<0.01	<10	<10	4	<10	2240				
Q000408		<20	<0.01	<10	<10	6	<10	6970				
Q000409		<20	<0.01	<10	<10	6	<10	3150				
Q000410		<20	<0.01	<10	<10	5	<10	1200				
Q000411		<20	<0.01	30	<10	18	10	>10000	1.210	1.550	8.90	157
Q000412		<20	<0.01	<10	<10	6	<10	1000				
Q000413		<20	<0.01	<10	<10	5	<10	794				
Q000414		<20	<0.01	<10	<10	9	<10	1190				
Q000415		<20	<0.01	<10	<10	7	<10	1865				
Q000416		<20	<0.01	<10	<10	6	<10	1985				
Q000417		<20	<0.01	<10	<10	6	<10	1945				
Q000418		<20	<0.01	<10	<10	6	<10	1260				
Q000419		<20	<0.01	<10	<10	6	<10	3510				
Q000420		<20	<0.01	<10	<10	7	<10	1145				
Q000421		<20	<0.01	<10	<10	6	<10	6700		2.20		170
Q000422		<20	0.17	<10	<10	55	<10	43				
Q000423		<20	<0.01	<10	<10	6	10	>10000			1.485	186
Q000424		<20	<0.01	<10	<10	7	<10	938				
Q000425		<20	<0.01	<10	<10	7	<10	1085				
Q000426		<20	<0.01	<10	<10	6	<10	710				
Q000427		<20	<0.01	<10	<10	6	<10	4580				
Q000428		<20	<0.01	<10	<10	10	<10	>10000	1.874		4.41	
Q000429		<20	<0.01	<10	<10	6	10	>10000			1.950	
Q000430		<20	<0.01	<10	<10	6	<10	385				
Q000431		<20	<0.01	<10	<10	7	<10	3270				
Q000432		<20	<0.01	<10	<10	8	10	3730				
Q000433		<20	<0.01	<10	<10	8	<10	2120				
Q000434		<20	<0.01	<10	<10	7	<10	1340				
Q000435		<20	<0.01	<10	<10	7	<10	1450				
Q000436		<20	<0.01	<10	<10	6	<10	1490				
Q000437		<20	<0.01	<10	<10	10	<10	1410				
Q000438		<20	<0.01	<10	<10	6	10	4850				
Q000439		<20	<0.01	<10	<10	7	10	6760				
Q000440		<20	<0.01	<10	<10	5	<10	3150				
Q000441		<20	0.19	<10	<10	54	<10	45				
Q000442		<20	<0.01	<10	<10	5	<10	1430				
Q000443		<20	<0.01	<10	<10	5	<10	2420				
Q000444		<20	<0.01	<10	<10	5	<10	560				
Q000445		<20	<0.01	<10	<10	7	10	577				

ALS Canada Ltd.
2103 Dollarton Hwy
North Vancouver BC V7H 0A7
Phone: 604 984 0221 Fax: 604 984 0218 www.alsglobal.com

To: **BRIXTON METALS CORPORATION**
#1411 - 409 GRANVILLE STREET
VANCOUVER BC V6C 1T2

Finalized Date: 2-NOV-2012
Account: BRIXMET

Project: Thorn

CERTIFICATE OF ANALYSIS WH12241133

Sample Description	Method	WEI-21	Au-AA25	ME-ICP41	ME-ICP41	ME-ICP41	ME-ICP41	ME-ICP41	ME-ICP41	ME-ICP41	ME-ICP41	ME-ICP41	ME-ICP41	ME-ICP41	ME-ICP41	ME-ICP41
	Analyte	Recvd Wt.	Au	Ag	Al	As	B	Ba	Be	Bi	Ca	Cd	Co	Cr	Cu	Fe
	Units	kg	ppm	ppm	%	ppm	ppm	ppm	ppm	ppm	%	ppm	ppm	ppm	ppm	%
	LOR	0.02	0.01	0.2	0.01	2	10	10	0.5	2	0.01	0.5	1	1	1	0.01
Q000446		2.20	0.11	5.8	0.47	3140	<10	50	<0.5	<2	2.20	8.2	5	2	68	6.84
Q000447		0.07	2.07	>100	0.32	1180	<10	10	<0.5	48	1.86	514	26	15	>10000	18.6
Q000448		1.94	0.23	7.1	0.52	2860	<10	40	<0.5	<2	1.75	67.6	6	2	160	6.96
Q000449		2.18	0.17	9.2	0.49	1600	<10	70	<0.5	<2	3.31	29.7	5	4	96	5.10
Q000450		2.18	0.19	4.3	0.44	946	<10	70	<0.5	<2	2.84	28.5	5	3	57	4.01
Q000451		2.24	0.20	5.4	0.43	755	<10	70	<0.5	<2	2.72	14.2	5	3	50	3.63
Q000452		2.43	0.23	6.9	0.46	773	<10	70	<0.5	<2	2.16	13.4	5	3	49	3.37
Q000453		2.04	0.25	5.9	0.43	742	<10	60	<0.5	<2	2.46	11.3	6	3	66	3.41
Q000454		2.29	0.25	8.0	0.46	814	<10	70	<0.5	<2	1.97	13.9	5	3	53	3.50
Q000455		2.27	0.25	6.6	0.44	849	<10	60	<0.5	<2	2.52	14.8	6	3	49	3.79
Q000456		<0.02	0.27	6.8	0.48	866	<10	70	<0.5	2	2.59	15.0	6	3	50	3.83
Q000457		2.09	0.22	5.8	0.43	943	<10	40	<0.5	<2	0.68	19.5	6	4	37	3.82
Q000458		2.22	0.23	5.4	0.47	837	<10	70	<0.5	<2	1.06	16.7	6	3	43	3.71
Q000459		2.74	0.23	4.9	0.46	929	<10	60	<0.5	<2	1.32	23.0	6	3	44	3.73
Q000460		2.19	0.07	4.7	0.45	1630	<10	80	<0.5	<2	2.74	17.8	5	3	44	4.61
Q000461		2.59	0.04	7.4	1.02	1450	<10	80	0.6	2	4.39	9.3	11	13	42	5.66
Q000462		1.72	0.04	2.7	0.67	400	<10	60	0.6	<2	1.81	6.9	5	1	6	3.63
Q000463		2.28	<0.01	1.1	0.57	352	<10	50	0.5	<2	0.28	<0.5	6	1	22	2.56
Q000464		1.89	<0.01	0.6	0.83	1370	<10	120	0.7	2	2.12	0.7	4	1	13	3.08
Q000465		0.34	<0.01	<0.2	0.78	<2	<10	90	<0.5	<2	1.12	<0.5	15	18	17	3.21
Q000466		2.59	<0.01	1.4	0.89	555	<10	100	0.5	2	0.61	1.1	6	1	8	3.19

ALS Canada Ltd.
2103 Dollarton Hwy
North Vancouver BC V7H 0A7
Phone: 604 984 0221 Fax: 604 984 0218 www.alsglobal.com

To: **BRIXTON METALS CORPORATION**
#1411 - 409 GRANVILLE STREET
VANCOUVER BC V6C 1T2

Finalized Date: 2-NOV-2012
Account: BRIXMET

Project: Thorn

CERTIFICATE OF ANALYSIS WH12241133

Sample Description	Method	ME-ICP41	ME-ICP41	ME-ICP41	ME-ICP41	ME-ICP41	ME-ICP41	ME-ICP41	ME-ICP41	ME-ICP41	ME-ICP41	ME-ICP41	ME-ICP41	ME-ICP41	ME-ICP41	ME-ICP41
	Analyte	Ga	Hg	K	La	Mg	Mn	Mo	Na	Ni	P	Pb	S	Sb	Sc	Sr
	Units	ppm	ppm	%	ppm	%	ppm	ppm	%	ppm	ppm	ppm	%	ppm	ppm	ppm
	LOR	10	1	0.01	10	0.01	5	1	0.01	1	10	2	0.01	2	1	1
Q000446		<10	<1	0.30	10	0.83	469	2	0.04	6	610	446	8.30	46	1	404
Q000447		10	21	0.06	<10	0.84	400	36	0.01	58	400	>10000	>10.0	259	1	35
Q000448		<10	1	0.33	10	0.73	321	2	0.05	5	680	613	8.88	64	1	368
Q000449		<10	<1	0.31	10	1.41	552	2	0.04	6	690	2080	6.17	73	1	601
Q000450		<10	<1	0.29	10	1.16	547	4	0.04	6	620	507	4.65	50	1	509
Q000451		<10	<1	0.28	10	1.09	566	2	0.03	6	650	962	4.15	53	1	515
Q000452		<10	<1	0.30	10	0.78	540	2	0.03	6	660	1510	3.88	53	1	403
Q000453		<10	<1	0.28	10	0.88	631	1	0.03	7	650	1210	3.91	80	1	447
Q000454		<10	<1	0.29	10	0.72	528	2	0.04	4	650	1600	4.04	66	1	390
Q000455		<10	<1	0.28	10	0.88	718	2	0.04	6	690	1150	4.26	56	1	491
Q000456		<10	<1	0.31	10	0.90	734	2	0.04	6	700	1180	4.39	58	1	503
Q000457		<10	<1	0.28	10	0.19	243	2	0.03	6	650	857	4.46	30	1	146
Q000458		<10	<1	0.31	10	0.23	337	1	0.04	6	670	831	4.39	37	1	192
Q000459		<10	<1	0.31	10	0.36	568	1	0.03	6	660	621	4.35	34	1	256
Q000460		<10	<1	0.30	10	0.62	1125	1	0.03	6	660	384	5.22	29	1	492
Q000461		<10	<1	0.33	10	2.04	2090	2	0.07	34	890	1030	5.05	27	4	696
Q000462		<10	<1	0.38	10	0.74	1290	<1	0.07	1	820	189	3.94	7	1	427
Q000463		<10	<1	0.38	10	0.05	95	1	0.07	1	820	48	3.02	10	1	133
Q000464		<10	<1	0.35	10	0.90	4920	<1	0.08	2	810	49	2.28	5	1	165
Q000465		<10	<1	0.11	20	0.70	381	<1	0.25	31	2390	2	<0.01	<2	3	115
Q000466		<10	<1	0.36	10	0.43	1875	<1	0.08	1	810	70	2.80	7	1	127

ALS Canada Ltd.
2103 Dollarton Hwy
North Vancouver BC V7H 0A7
Phone: 604 984 0221 Fax: 604 984 0218 www.alsglobal.com

To: **BRIXTON METALS CORPORATION**
#1411 - 409 GRANVILLE STREET
VANCOUVER BC V6C 1T2

Finalized Date: 2-NOV-2012
Account: BRIXMET

Project: Thorn

CERTIFICATE OF ANALYSIS WH12241133

Sample Description	Method	ME-ICP41	ME-ICP41	ME-ICP41	ME-ICP41	ME-ICP41	ME-ICP41	ME-ICP41	Cu-AA46	Pb-AA46	Zn-AA46	Ag-GRA21
	Analyte	Th	Ti	Tl	U	V	W	Zn	Cu	Pb	Zn	Ag
	Units	ppm	%	ppm	ppm	ppm	ppm	ppm	%	%	%	ppm
	LOR	20	0.01	10	10	1	10	2	0.001	0.001	0.001	5
Q000446		<20	<0.01	<10	<10	5	<10	841				
Q000447		<20	<0.01	30	<10	18	10	>10000	1.207	1.530	8.89	152
Q000448		<20	<0.01	<10	<10	7	10	8040				
Q000449		<20	<0.01	<10	<10	7	10	3480				
Q000450		<20	<0.01	<10	<10	6	10	3420				
Q000451		<20	<0.01	<10	<10	6	<10	1720				
Q000452		<20	<0.01	<10	<10	6	<10	1600				
Q000453		<20	<0.01	<10	<10	6	<10	1350				
Q000454		<20	<0.01	<10	<10	6	<10	1610				
Q000455		<20	<0.01	<10	<10	6	<10	1730				
Q000456		<20	<0.01	<10	<10	6	<10	1740				
Q000457		<20	<0.01	<10	<10	5	<10	2110				
Q000458		<20	<0.01	<10	<10	6	<10	1820				
Q000459		<20	<0.01	<10	<10	6	<10	2500				
Q000460		<20	<0.01	<10	<10	6	<10	1920				
Q000461		<20	<0.01	<10	<10	32	<10	1010				
Q000462		<20	<0.01	<10	<10	6	<10	788				
Q000463		<20	<0.01	<10	<10	4	<10	69				
Q000464		<20	<0.01	<10	<10	11	<10	132				
Q000465		<20	0.18	<10	<10	76	<10	41				
Q000466		<20	<0.01	<10	<10	10	<10	174				

ALS Canada Ltd.
2103 Dollarton Hwy
North Vancouver BC V7H 0A7
Phone: 604 984 0221 Fax: 604 984 0218 www.alsglobal.com

To: **BRIXTON METALS CORPORATION**
#1411 - 409 GRANVILLE STREET
VANCOUVER BC V6C 1T2

Finalized Date: 4-NOV-2012
Account: BRIXMET

CERTIFICATE WH12241134

Project: Thorn

P.O. No.:

This report is for 74 Drill Core samples submitted to our lab in Whitehorse, YT, Canada on 12-OCT-2012.

The following have access to data associated with this certificate:

MATT CARTER	SORIN POSESCU	GARY THOMPSON

SAMPLE PREPARATION

ALS CODE	DESCRIPTION
WEI-21	Received Sample Weight
LOG-22	Sample login - Rcd w/o BarCode
LOG-23	Pulp Login - Rcvd with Barcode
SPL-21d	Split sample - duplicate
PUL-31d	Pulverize Split - duplicate
CRU-QC	Crushing QC Test
PUL-QC	Pulverizing QC Test
CRU-31	Fine crushing - 70% <2mm
SPL-22Y	Split Sample - Boyd Rotary Splitter
PUL-31	Pulverize split to 85% <75 um
LOG-22d	Sample login - Rcd w/o BarCode dup

ANALYTICAL PROCEDURES

ALS CODE	DESCRIPTION	INSTRUMENT
ME-ICP41	35 Element Aqua Regia ICP-AES	ICP-AES
Cu-AA46	Ore grade Cu - aqua regia/AA	AAS
Pb-AA46	Ore grade Pb - aqua regia/AA	AAS
Zn-AA46	Ore grade Zn - aqua regia/AA	AAS
Ag-GRA21	Ag 30g FA-GRAV finish	WST-SIM
Au-AA25	Ore Grade Au 30g FA AA finish	AAS

To: **BRIXTON METALS CORPORATION**
ATTN: SORIN POSESCU
#1411 - 409 GRANVILLE STREET
VANCOUVER BC V6C 1T2

This is the Final Report and supersedes any preliminary report with this certificate number. Results apply to samples as submitted. All pages of this report have been checked and approved for release.

Signature:

Colin Ramshaw, Vancouver Laboratory Manager

ALS Canada Ltd.
2103 Dollarton Hwy
North Vancouver BC V7H 0A7
Phone: 604 984 0221 Fax: 604 984 0218 www.alsglobal.com

To: **BRIXTON METALS CORPORATION**
#1411 - 409 GRANVILLE STREET
VANCOUVER BC V6C 1T2

Finalized Date: 4-NOV-2012
Account: BRIXMET

Project: Thorn

CERTIFICATE OF ANALYSIS WH12241134

Sample Description	Method	WEI-21	Au-AA25	ME-ICP41	ME-ICP41	ME-ICP41	ME-ICP41	ME-ICP41	ME-ICP41	ME-ICP41	ME-ICP41	ME-ICP41	ME-ICP41	ME-ICP41	ME-ICP41	ME-ICP41
	Analyte	Recvd Wt.	Au	Ag	Al	As	B	Ba	Be	Bi	Ca	Cd	Co	Cr	Cu	Fe
	Units	kg	ppm	ppm	%	ppm	ppm	ppm	ppm	ppm	%	ppm	ppm	ppm	ppm	%
	LOR	0.02	0.01	0.2	0.01	2	10	10	0.5	2	0.01	0.5	1	1	1	0.01
Q000467		0.91	0.03	1.2	0.64	284	<10	130	<0.5	2	0.41	2.8	6	2	19	2.91
Q000468		2.52	0.01	0.4	0.61	753	<10	120	0.8	<2	2.31	5.2	6	<1	15	3.04
Q000469		0.11	0.61	65.7	0.75	149	<10	20	<0.5	6	1.67	221	<1	13	>10000	12.15
Q000470		1.78	0.01	0.3	0.54	467	<10	130	0.5	<2	2.73	<0.5	4	1	23	2.31
Q000471		1.81	<0.01	0.2	1.91	151	<10	290	0.8	<2	2.50	1.6	16	3	23	4.67
Q000472		1.26	<0.01	0.3	1.31	239	<10	150	0.9	<2	1.04	1.8	11	2	17	3.54
Q000473		1.54	<0.01	0.3	0.51	385	<10	120	0.7	<2	1.64	<0.5	5	1	7	2.56
Q000474		2.12	<0.01	0.2	0.50	394	<10	100	0.5	<2	2.56	<0.5	5	1	8	2.51
Q000475		2.20	0.01	1.4	0.45	405	<10	90	0.5	<2	2.19	2.7	5	1	13	2.75
Q000476		<0.02	0.01	1.5	0.51	396	<10	100	0.5	2	2.14	2.7	5	1	13	2.74
Q000477		1.76	0.01	1.1	0.45	585	<10	80	<0.5	<2	2.11	2.3	4	1	54	2.71
Q000478		1.65	0.01	1.0	0.49	1000	<10	80	0.5	<2	1.23	2.0	4	1	14	2.65
Q000479		1.87	0.02	3.0	0.43	487	<10	80	0.5	<2	2.44	7.0	4	1	19	2.98
Q000480		1.92	0.02	0.6	0.46	518	<10	100	0.7	<2	2.38	2.0	5	1	12	2.95
Q000481		2.25	0.14	1.6	0.41	597	<10	90	0.7	2	1.97	3.7	5	<1	6	2.82
Q000482		0.23	<0.01	<0.2	0.92	2	<10	100	<0.5	<2	1.21	<0.5	13	12	13	2.74
Q000483		2.42	0.04	3.3	0.39	795	<10	70	0.5	<2	0.96	11.8	5	1	13	3.80
Q000484		1.98	0.01	1.4	0.45	137	<10	80	0.6	2	2.03	2.8	3	2	9	3.08
Q000485		1.99	0.02	0.9	0.41	205	<10	90	0.8	<2	2.38	1.8	4	1	6	2.93
Q000486		1.85	0.03	4.2	0.46	615	<10	90	0.8	2	2.13	11.1	6	1	25	4.36
Q000487		1.99	<0.01	0.4	0.41	99	<10	90	0.5	2	2.62	<0.5	4	1	16	2.68
Q000488		1.75	<0.01	0.4	0.45	310	<10	120	0.7	<2	2.63	1.0	4	1	9	2.86
Q000489		2.02	0.01	1.4	0.40	407	<10	100	0.6	<2	1.62	2.9	4	1	9	3.20
Q000490		1.28	0.12	5.6	0.43	818	<10	100	0.5	<2	0.94	15.2	8	2	53	3.10
Q000491		0.07	2.19	>100	0.32	1160	<10	10	<0.5	51	1.83	507	25	15	>10000	18.3
Q000492		1.98	0.14	4.6	0.44	903	<10	90	<0.5	7	0.81	10.5	8	1	75	3.58
Q000493		1.85	0.25	6.1	0.42	2240	<10	80	<0.5	<2	1.09	15.8	7	1	103	3.66
Q000494		2.37	0.39	6.1	0.40	4030	<10	80	<0.5	<2	1.19	37.5	7	2	50	3.63
Q000495		2.07	0.39	9.3	0.44	3170	<10	70	<0.5	<2	0.47	48.0	10	2	65	3.68
Q000496		2.25	0.43	9.3	0.49	2840	<10	40	0.6	2	0.38	60.6	8	1	76	4.67
Q000497		2.27	0.81	48.9	0.45	5520	<10	40	<0.5	2	0.51	28.5	7	1	106	5.64
Q000498		<0.02	0.77	47.8	0.44	5300	<10	30	<0.5	<2	0.51	29.4	8	1	107	5.59
Q000499		2.41	1.27	>100	0.37	9190	<10	50	<0.5	6	0.76	90.1	4	2	385	6.58
Q000500		2.36	1.08	>100	0.34	1910	<10	60	<0.5	2	0.81	58.7	5	1	227	4.27
Q000501		2.33	1.19	>100	0.36	2830	<10	50	<0.5	3	0.90	117.0	5	2	236	4.81
Q000502		1.98	0.76	27.3	0.36	4710	<10	70	<0.5	<2	1.50	41.2	5	1	58	3.48
Q000503		2.24	1.03	>100	0.40	2210	<10	60	<0.5	4	1.18	56.4	6	1	232	4.61
Q000504		0.33	<0.01	0.5	0.77	17	<10	100	<0.5	<2	1.05	<0.5	11	11	16	2.50
Q000505		1.54	0.94	>100	0.40	2390	<10	50	<0.5	3	0.11	38.0	5	1	227	4.51
Q000506		1.61	0.85	27.8	0.38	2340	<10	70	<0.5	<2	0.68	38.1	6	1	48	4.27

ALS Canada Ltd.
2103 Dollarton Hwy
North Vancouver BC V7H 0A7
Phone: 604 984 0221 Fax: 604 984 0218 www.alsglobal.com

To: **BRIXTON METALS CORPORATION**
#1411 - 409 GRANVILLE STREET
VANCOUVER BC V6C 1T2

Finalized Date: 4-NOV-2012
Account: BRIXMET

Project: Thorn

CERTIFICATE OF ANALYSIS WH12241134

Sample Description	Method	ME-ICP41	ME-ICP41	ME-ICP41	ME-ICP41	ME-ICP41	ME-ICP41	ME-ICP41	ME-ICP41	ME-ICP41	ME-ICP41	ME-ICP41	ME-ICP41	ME-ICP41	ME-ICP41	ME-ICP41
	Analyte	Ga	Hg	K	La	Mg	Mn	Mo	Na	Ni	P	Pb	S	Sb	Sc	Sr
	Units	ppm	ppm	%	ppm	%	ppm	ppm	%	ppm	ppm	ppm	%	ppm	ppm	ppm
	LOR	10	1	0.01	10	0.01	5	1	0.01	1	10	2	0.01	2	1	1
Q000467		<10	<1	0.28	10	0.14	786	<1	0.02	1	840	145	2.22	18	2	37
Q000468		<10	<1	0.25	10	0.71	4100	<1	0.02	1	840	48	2.48	8	2	177
Q000469		10	3	0.07	<10	1.82	639	34	0.03	14	400	958	>10.0	43	1	36
Q000470		<10	<1	0.29	10	0.29	1170	<1	0.02	1	750	24	2.22	7	1	227
Q000471		10	<1	0.27	30	1.17	1775	1	0.03	14	2380	19	0.89	20	4	225
Q000472		<10	<1	0.29	20	0.71	1555	1	0.02	8	1560	31	1.22	10	4	127
Q000473		<10	<1	0.26	10	0.37	1795	<1	0.02	<1	800	38	2.36	6	2	137
Q000474		<10	<1	0.29	10	0.45	1555	<1	0.02	1	810	24	2.32	5	1	201
Q000475		<10	<1	0.26	10	0.68	1970	<1	0.02	<1	780	103	2.06	17	1	236
Q000476		<10	<1	0.29	10	0.68	1930	<1	0.02	1	760	105	2.04	16	1	232
Q000477		<10	<1	0.26	10	0.60	1675	<1	0.02	<1	780	92	2.24	15	1	196
Q000478		<10	<1	0.29	10	0.35	1335	<1	0.02	1	830	86	2.44	15	1	108
Q000479		<10	<1	0.25	10	0.74	2750	<1	0.02	<1	770	226	2.91	41	1	184
Q000480		<10	<1	0.27	10	0.78	3130	<1	0.02	<1	720	69	2.95	16	1	77
Q000481		<10	<1	0.24	10	0.62	12900	<1	0.02	1	730	244	2.97	53	1	68
Q000482		<10	<1	0.13	20	0.45	365	<1	0.29	24	2380	<2	0.01	<2	4	129
Q000483		<10	<1	0.23	10	0.27	1725	<1	0.02	<1	790	639	4.13	79	1	58
Q000484		<10	<1	0.27	10	0.72	4380	<1	0.02	<1	770	178	2.40	25	1	118
Q000485		<10	<1	0.25	10	0.81	6330	<1	0.03	<1	780	113	2.56	8	1	88
Q000486		<10	<1	0.28	10	0.75	9510	1	0.03	1	790	441	3.92	19	2	88
Q000487		<10	<1	0.26	10	0.96	3370	<1	0.03	<1	750	33	1.93	14	1	109
Q000488		<10	<1	0.28	10	0.91	4110	<1	0.03	1	770	48	2.11	9	2	101
Q000489		<10	<1	0.26	10	0.60	4330	<1	0.02	1	750	273	2.57	13	2	67
Q000490		<10	<1	0.28	10	0.23	1460	5	0.02	10	830	794	3.35	48	1	145
Q000491		10	21	0.06	<10	0.84	395	36	0.01	59	410	>10000	>10.0	250	1	35
Q000492		<10	<1	0.28	10	0.16	1065	5	0.02	11	910	493	3.93	61	1	89
Q000493		<10	<1	0.28	10	0.16	1115	9	0.02	10	920	646	3.99	75	1	209
Q000494		<10	<1	0.27	10	0.16	1120	10	0.02	6	880	732	4.06	54	1	244
Q000495		<10	<1	0.29	10	0.08	873	8	0.02	19	980	1210	4.07	61	1	54
Q000496		<10	<1	0.29	10	0.06	566	5	0.02	7	990	1070	4.13	109	1	44
Q000497		<10	<1	0.30	10	0.07	289	9	0.02	6	700	1740	6.77	104	1	90
Q000498		<10	<1	0.29	10	0.07	288	6	0.01	6	690	1620	6.70	101	1	91
Q000499		<10	1	0.25	10	0.11	321	1	0.01	12	600	5090	8.29	343	1	163
Q000500		<10	1	0.25	10	0.14	354	<1	0.01	4	540	2190	5.03	196	1	178
Q000501		<10	<1	0.26	10	0.17	347	<1	0.01	3	550	2150	6.03	237	1	185
Q000502		<10	<1	0.26	10	0.20	446	<1	0.01	5	660	1730	3.81	179	1	273
Q000503		<10	1	0.27	10	0.10	241	<1	0.01	6	640	1845	5.32	183	1	148
Q000504		<10	<1	0.11	20	0.37	302	<1	0.24	22	2080	13	0.03	<2	3	112
Q000505		<10	1	0.28	10	0.02	39	<1	0.01	3	390	1460	5.22	167	1	29
Q000506		<10	<1	0.27	10	0.09	363	<1	0.01	4	820	1275	4.58	63	1	90

ALS Canada Ltd.
2103 Dollarton Hwy
North Vancouver BC V7H 0A7
Phone: 604 984 0221 Fax: 604 984 0218 www.alsglobal.com

To: **BRIXTON METALS CORPORATION**
#1411 - 409 GRANVILLE STREET
VANCOUVER BC V6C 1T2

Finalized Date: 4-NOV-2012
Account: BRIXMET

Project: Thorn

CERTIFICATE OF ANALYSIS WH12241134

Sample Description	Method	ME-ICP41	ME-ICP41	ME-ICP41	ME-ICP41	ME-ICP41	ME-ICP41	ME-ICP41	Cu-AA46	Pb-AA46	Zn-AA46	Ag-GRA21
	Analyte	Th	Ti	Tl	U	V	W	Zn	Cu	Pb	Zn	Ag
	Units	ppm	%	ppm	ppm	ppm	ppm	ppm	%	%	%	ppm
	LOR	20	0.01	10	10	1	10	2	0.001	0.001	0.001	5
Q000467		<20	<0.01	<10	<10	14	<10	271				
Q000468		<20	<0.01	<10	<10	13	<10	277				
Q000469		<20	<0.01	<10	<10	10	<10	>10000	1.907		4.45	
Q000470		<20	<0.01	<10	<10	5	<10	117				
Q000471		<20	0.01	<10	<10	78	<10	344				
Q000472		<20	<0.01	<10	<10	41	<10	317				
Q000473		<20	<0.01	<10	<10	8	<10	104				
Q000474		<20	<0.01	<10	<10	5	<10	61				
Q000475		<20	<0.01	<10	<10	7	<10	220				
Q000476		<20	<0.01	<10	<10	7	<10	215				
Q000477		<20	<0.01	<10	<10	5	<10	338				
Q000478		<20	<0.01	<10	<10	6	<10	286				
Q000479		<20	<0.01	<10	<10	7	<10	773				
Q000480		<20	<0.01	<10	<10	6	<10	310				
Q000481		<20	<0.01	<10	<10	4	<10	543				
Q000482		<20	0.19	<10	<10	56	<10	38				
Q000483		<20	<0.01	<10	<10	5	<10	1830				
Q000484		<20	<0.01	<10	<10	10	<10	499				
Q000485		<20	<0.01	<10	<10	12	<10	333				
Q000486		<20	<0.01	<10	<10	12	<10	1490				
Q000487		<20	<0.01	<10	<10	12	<10	85				
Q000488		<20	<0.01	<10	<10	13	<10	173				
Q000489		<20	<0.01	<10	<10	12	<10	352				
Q000490		<20	<0.01	<10	<10	5	<10	1970				
Q000491		<20	<0.01	30	<10	18	10	>10000	1.275	1.615	9.48	158
Q000492		<20	<0.01	<10	<10	6	<10	1590				
Q000493		<20	<0.01	<10	<10	5	<10	1880				
Q000494		<20	<0.01	<10	<10	5	10	3540				
Q000495		<20	<0.01	<10	<10	5	10	4880				
Q000496		<20	<0.01	<10	<10	5	10	4920				
Q000497		<20	<0.01	<10	<10	5	<10	2540				
Q000498		<20	<0.01	<10	<10	5	<10	2600				
Q000499		<20	<0.01	<10	<10	5	10	>10000			1.205	208
Q000500		<20	<0.01	<10	<10	4	<10	9280				100
Q000501		<20	<0.01	<10	<10	4	<10	8990				134
Q000502		<20	<0.01	<10	<10	4	<10	5300				
Q000503		<20	<0.01	<10	<10	5	<10	8540				107
Q000504		<20	0.17	<10	<10	52	<10	63				
Q000505		<20	<0.01	<10	<10	4	<10	5610				103
Q000506		<20	<0.01	<10	<10	4	<10	4560				

ALS Canada Ltd.
2103 Dollarton Hwy
North Vancouver BC V7H 0A7
Phone: 604 984 0221 Fax: 604 984 0218 www.alsglobal.com

To: **BRIXTON METALS CORPORATION**
#1411 - 409 GRANVILLE STREET
VANCOUVER BC V6C 1T2

Finalized Date: 4-NOV-2012
Account: BRIXMET

Project: Thorn

CERTIFICATE OF ANALYSIS WH12241134

Sample Description	Method	WEI-21	Au-AA25	ME-ICP41	ME-ICP41	ME-ICP41	ME-ICP41	ME-ICP41	ME-ICP41	ME-ICP41	ME-ICP41	ME-ICP41	ME-ICP41	ME-ICP41	ME-ICP41	ME-ICP41
	Analyte	Recvd Wt.	Au	Ag	Al	As	B	Ba	Be	Bi	Ca	Cd	Co	Cr	Cu	Fe
	Units	kg	ppm	ppm	%	ppm	ppm	ppm	ppm	ppm	%	ppm	ppm	ppm	ppm	%
	LOR	0.02	0.01	0.2	0.01	2	10	10	0.5	2	0.01	0.5	1	1	1	0.01
Q000507		2.23	0.63	27.9	0.39	1730	<10	60	<0.5	<2	1.17	69.5	6	2	48	3.73
Q000508		2.04	0.87	19.6	0.35	2300	<10	40	<0.5	<2	0.36	80.7	6	1	63	3.35
Q000509		0.11	0.48	61.6	0.78	148	<10	30	<0.5	<2	1.66	220	<1	13	>10000	12.10
Q000510		2.10	1.08	38.4	0.35	4240	<10	40	<0.5	<2	0.70	92.5	6	2	86	4.06
Q000511		2.40	0.57	52.5	0.40	4160	<10	50	<0.5	3	0.49	56.3	7	1	83	3.03
Q000512		1.97	0.63	93.9	0.41	4620	<10	30	0.5	2	0.55	182.5	4	1	133	3.79
Q000513		2.25	0.10	13.1	0.40	2970	<10	70	0.5	<2	0.70	45.6	3	<1	13	2.47
Q000514		1.61	0.26	26.7	0.51	>10000	<10	100	0.5	<2	0.20	60.1	2	2	121	9.69
Q000515		1.58	0.19	29.5	0.39	2930	<10	60	<0.5	<2	0.17	129.5	5	1	77	3.62
Q000516		<0.02	0.19	30.7	0.49	3030	<10	60	<0.5	<2	0.17	134.0	5	1	84	3.77
Q000517		1.55	0.22	28.5	0.43	3960	<10	40	<0.5	<2	0.26	91.6	5	1	70	3.89
Q000518		0.84	0.16	21.5	0.75	6300	<10	50	<0.5	<2	0.42	81.9	4	22	234	12.65
Q000519		1.01	0.33	11.3	0.31	5770	10	100	<0.5	<2	0.01	0.8	<1	4	132	35.9
Q000520		1.90	0.10	8.3	0.68	1070	<10	70	<0.5	<2	0.19	9.0	4	5	133	7.32
Q000521		2.08	0.09	11.1	0.61	1000	<10	50	<0.5	<2	0.16	15.7	6	2	78	5.85
Q000522		0.27	<0.01	0.2	0.82	12	<10	90	<0.5	2	1.00	<0.5	9	12	14	2.50
Q000523		2.14	0.34	12.3	0.54	1030	<10	40	<0.5	<2	0.15	12.2	6	2	81	5.88
Q000524		1.76	0.23	18.6	0.69	1040	<10	40	<0.5	<2	0.14	71.3	4	2	96	6.99
Q000525		1.02	0.04	7.1	1.85	600	<10	90	<0.5	<2	1.10	12.6	11	37	101	7.13
Q000526		0.69	0.01	3.6	1.92	660	<10	380	<0.5	<2	0.83	10.3	12	73	282	15.2
Q000527		1.22	0.01	3.1	1.84	686	<10	390	<0.5	<2	0.73	2.4	14	58	230	13.20
Q000528		0.08	2.19	>100	0.32	1160	<10	10	<0.5	54	1.80	505	25	15	>10000	18.8
Q000529		1.11	0.01	3.5	2.02	704	<10	410	<0.5	<2	1.01	3.6	9	57	297	16.2
Q000530		1.82	0.02	6.1	2.15	1490	<10	560	<0.5	<2	1.12	5.6	13	64	338	15.9
Q000531		4.51	0.02	4.4	2.64	514	<10	190	0.5	<2	3.13	5.8	22	72	150	6.61
Q000532		0.84	0.07	7.8	1.19	606	<10	70	<0.5	<2	1.41	24.9	9	25	106	4.50
Q000533		1.57	0.27	11.9	0.53	998	<10	80	<0.5	<2	0.17	16.0	3	2	263	4.25
Q000534		1.84	0.11	9.6	0.47	895	<10	80	<0.5	<2	0.09	13.8	5	2	242	4.42
Q000535		1.85	0.08	7.9	0.59	817	<10	50	<0.5	<2	0.07	2.7	4	4	217	4.22
Q000536		<0.02	0.08	7.9	0.55	814	<10	50	<0.5	<2	0.06	2.7	4	4	216	4.19
Q000537		2.31	0.25	11.4	0.42	1280	<10	40	<0.5	<2	0.13	24.8	5	2	384	4.08
Q000538		2.26	0.09	4.6	0.51	699	<10	60	<0.5	<2	0.12	11.0	5	1	135	3.49
Q000539		2.06	0.25	15.9	0.47	1600	<10	50	<0.5	<2	0.14	14.2	4	2	457	4.81
Q000540		2.29	0.33	11.4	0.43	823	<10	60	<0.5	<2	0.21	23.7	5	2	287	3.88

ALS Canada Ltd.
2103 Dollarton Hwy
North Vancouver BC V7H 0A7
Phone: 604 984 0221 Fax: 604 984 0218 www.alsglobal.com

To: **BRIXTON METALS CORPORATION**
#1411 - 409 GRANVILLE STREET
VANCOUVER BC V6C 1T2

Finalized Date: 4-NOV-2012
Account: BRIXMET

Project: Thorn

CERTIFICATE OF ANALYSIS WH12241134

Sample Description	Method	ME-ICP41	ME-ICP41	ME-ICP41	ME-ICP41	ME-ICP41	ME-ICP41	ME-ICP41	ME-ICP41	ME-ICP41	ME-ICP41	ME-ICP41	ME-ICP41	ME-ICP41	ME-ICP41	ME-ICP41
	Analyte	Ga	Hg	K	La	Mg	Mn	Mo	Na	Ni	P	Pb	S	Sb	Sc	Sr
	Units	ppm	ppm	%	ppm	%	ppm	ppm	%	ppm	ppm	ppm	%	ppm	ppm	ppm
	LOR	10	1	0.01	10	0.01	5	1	0.01	1	10	2	0.01	2	1	1
Q000507		<10	<1	0.28	10	0.09	365	1	0.01	7	830	1600	4.34	55	1	140
Q000508		<10	<1	0.24	10	0.04	168	<1	0.01	5	890	650	3.80	112	1	54
Q000509		10	3	0.08	<10	1.77	629	34	0.03	14	410	975	>10.0	44	1	39
Q000510		<10	1	0.26	10	0.05	302	1	0.01	6	670	1020	4.71	146	1	114
Q000511		<10	<1	0.28	10	0.06	331	<1	0.01	4	790	2330	3.38	105	1	64
Q000512		<10	1	0.30	10	0.05	438	<1	0.01	3	690	5480	4.84	123	1	79
Q000513		<10	1	0.29	10	0.09	580	<1	0.01	1	780	860	2.57	31	1	89
Q000514		<10	<1	0.35	10	0.02	140	1	0.01	<1	4940	2820	2.30	214	4	140
Q000515		<10	1	0.27	10	0.03	71	<1	0.01	4	800	2160	3.88	47	1	25
Q000516		<10	1	0.33	10	0.03	79	<1	0.01	4	820	2230	4.04	49	1	26
Q000517		<10	1	0.28	10	0.04	149	<1	0.01	3	760	1570	4.29	45	1	35
Q000518		10	<1	0.43	10	0.45	167	<1	0.03	8	3630	1235	3.96	93	3	219
Q000519		<10	<1	0.79	10	0.01	<5	<1	0.03	<1	2280	877	2.72	71	<1	116
Q000520		<10	<1	0.30	20	0.12	93	<1	0.01	5	840	364	4.48	62	2	26
Q000521		<10	<1	0.33	20	0.07	35	1	0.01	5	770	595	7.13	23	1	18
Q000522		<10	<1	0.11	10	0.35	281	<1	0.26	23	1740	5	0.03	<2	3	117
Q000523		<10	<1	0.30	20	0.06	35	<1	0.01	5	740	402	7.23	26	1	16
Q000524		<10	1	0.37	10	0.08	52	<1	0.01	3	700	2060	9.07	23	1	17
Q000525		10	<1	0.28	10	1.29	391	<1	0.13	37	1280	657	3.79	38	8	103
Q000526		20	<1	0.17	10	2.19	816	<1	0.17	50	2470	3780	0.34	76	10	127
Q000527		20	<1	0.15	10	2.52	729	<1	0.17	57	2730	592	0.24	20	7	112
Q000528		10	21	0.06	<10	0.80	387	35	0.01	57	410	>10000	>10.0	260	<1	37
Q000529		20	<1	0.15	10	2.10	492	<1	0.25	51	2470	544	0.36	22	8	151
Q000530		20	<1	0.18	10	2.47	630	1	0.16	47	2580	723	0.50	40	11	294
Q000531		10	<1	0.17	20	2.09	1035	<1	0.21	59	2000	406	1.02	34	13	363
Q000532		<10	<1	0.28	10	0.63	534	<1	0.08	23	1080	737	3.03	16	5	357
Q000533		<10	1	0.32	10	0.05	120	<1	0.01	3	720	1040	3.82	16	1	18
Q000534		<10	<1	0.30	10	0.03	101	<1	0.01	2	920	784	3.87	48	1	14
Q000535		<10	<1	0.34	20	0.06	37	2	0.02	3	1120	609	3.17	63	1	19
Q000536		<10	<1	0.32	20	0.05	34	1	0.02	2	1130	609	3.18	63	1	19
Q000537		<10	<1	0.27	10	0.02	29	1	0.01	5	690	425	4.69	126	1	14
Q000538		<10	<1	0.31	20	0.03	23	2	0.01	2	1280	289	3.59	25	1	15
Q000539		<10	<1	0.31	10	0.04	73	3	0.01	3	1490	714	3.71	153	1	28
Q000540		<10	1	0.28	10	0.04	92	1	0.01	2	740	715	4.35	70	1	26

ALS Canada Ltd.
2103 Dollarton Hwy
North Vancouver BC V7H 0A7
Phone: 604 984 0221 Fax: 604 984 0218 www.alsglobal.com

To: **BRIXTON METALS CORPORATION**
#1411 - 409 GRANVILLE STREET
VANCOUVER BC V6C 1T2

Finalized Date: 4-NOV-2012
Account: BRIXMET

Project: Thorn

CERTIFICATE OF ANALYSIS WH12241134

Sample Description	Method	ME-ICP41	ME-ICP41	ME-ICP41	ME-ICP41	ME-ICP41	ME-ICP41	ME-ICP41	Cu-AA46	Pb-AA46	Zn-AA46	Ag-GRA21
	Analyte	Th	Ti	Tl	U	V	W	Zn	Cu	Pb	Zn	Ag
	Units	ppm	%	ppm	ppm	ppm	ppm	ppm	%	%	%	ppm
	LOR	20	0.01	10	10	1	10	2	0.001	0.001	0.001	5
Q000507		<20	<0.01	<10	<10	4	<10	7270				
Q000508		<20	<0.01	<10	<10	3	<10	8080				
Q000509		<20	<0.01	<10	<10	8	<10	>10000	1.887		4.40	
Q000510		<20	<0.01	<10	<10	4	<10	8670				
Q000511		<20	<0.01	<10	<10	4	<10	5150				
Q000512		<20	<0.01	<10	<10	3	10	>10000			2.16	
Q000513		<20	<0.01	<10	<10	3	<10	4900				
Q000514		<20	<0.01	<10	10	7	<10	5600				
Q000515		<20	<0.01	<10	<10	4	<10	>10000			1.150	
Q000516		<20	<0.01	<10	<10	5	<10	>10000			1.170	
Q000517		<20	<0.01	<10	<10	4	<10	8860				
Q000518		<20	<0.01	<10	<10	57	<10	8720				
Q000519		<20	<0.01	<10	<10	38	<10	468				
Q000520		<20	<0.01	<10	<10	12	<10	594				
Q000521		<20	<0.01	<10	<10	7	<10	1005				
Q000522		<20	0.17	<10	<10	49	<10	46				
Q000523		<20	<0.01	<10	<10	5	<10	1125				
Q000524		<20	<0.01	<10	<10	9	<10	8090				
Q000525		<20	0.04	<10	<10	82	<10	1010				
Q000526		<20	0.25	<10	<10	207	<10	1410				
Q000527		<20	0.26	<10	<10	185	<10	890				
Q000528		<20	<0.01	20	10	17	20	>10000	1.252	1.530	8.65	150
Q000529		<20	0.25	<10	<10	169	<10	890				
Q000530		<20	0.16	<10	<10	154	<10	947				
Q000531		<20	0.07	<10	<10	122	<10	741				
Q000532		<20	0.01	<10	<10	37	<10	2310				
Q000533		<20	<0.01	<10	<10	5	<10	1690				
Q000534		<20	<0.01	<10	<10	4	<10	1370				
Q000535		<20	<0.01	<10	<10	9	<10	346				
Q000536		<20	<0.01	<10	<10	8	<10	341				
Q000537		<20	<0.01	<10	<10	4	<10	2010				
Q000538		<20	<0.01	<10	<10	4	<10	904				
Q000539		<20	<0.01	<10	<10	5	<10	1110				
Q000540		<20	<0.01	<10	<10	4	10	2410				

Appendix E.2: Certificates of Analysis (Soil Samples)

SAMPLEID	LATITUDE	LONGITUDE	ELEVATION	Au_ppm	Ag_ppm	Ce_ppm	Hf_ppm	La_ppm	Al_pct	As_ppm	Ba_ppm	Be_ppm	Bi_ppm	Ca_pct	Cd_ppm	Co_ppm	Cr_ppm	Cs_ppm	Cu_ppm	Fe_pct	Ga_ppm	Ge_ppm	In_ppm	K_pct	Li_ppm
SS12-0089	58.574799	-132.796226	1757.310059	0.015	0.19	25.97	0.13	14.8	0.4	112	650	1.67	0.3	0.17	0.21	2.4	4	2.76	4.6	0.9	0.89	0.025	0.01	0.12	6.9
SS12-0090	58.574842	-132.797153	1753.494019	0.023	0.2	58.37	0.09	32.4	0.78	42.5	516	1.32	0.49	0.35	0.35	5.5	8	4.35	9.2	1.82	2.18	0.025	0.02	0.14	12.7
SS12-0091	58.574792	-132.797966	1755.023926	0.012	0.19	48.44	0.09	24.8	0.8	37.5	583	1.4	0.31	0.31	0.3	6	7	4.65	10.4	2.03	2.24	0.025	0.02	0.13	13.4
SS12-0092	58.574755	-132.798738	1754.352295	0.009	0.24	37.14	0.05	20.1	0.44	40.9	470	1.71	0.35	0.21	0.31	3	3	2.96	7.8	0.97	1.12	0.025	0.01	0.1	5.8
SS12-0093	58.574035	-132.799147	1706.60791	0.0025	0.09	16.76	0.05	9	0.17	45.2	302	1.47	0.41	0.07	0.1	1.3	1	3.36	2.6	0.36	0.47	0.025	0.005	0.07	1.5
SS12-0094	58.574113	-132.798558	1703.533569	0.011	0.31	41.5	0.17	25.7	1.16	94.5	817	1.8	0.62	0.31	0.66	6.4	12	2.88	16.1	2.32	3.16	0.025	0.03	0.11	11.7
SS12-0096	58.574221	-132.797771	1711.023682	0.0025	0.25	26.69	0.05	15.1	0.56	48.9	498	2.55	0.38	0.27	0.32	3.4	3	2.53	11.9	1.22	1.39	0.025	0.01	0.13	5.9
SS12-0097	58.574243	-132.797278	1707.103149	0.007	0.21	43.37	0.06	24.9	0.71	110.5	485	2.04	0.29	0.29	0.41	5.6	7	4.52	8.8	1.57	1.88	0.025	0.02	0.14	13.7
SS12-0098	58.574225	-132.79637	1707.796631	0.008	0.3	30.41	0.15	17.2	0.36	58.9	551	2.01	0.34	0.2	0.44	2.3	2	5	5.1	0.73	0.91	0.025	0.01	0.12	3.9
SS12-0099	58.574175	-132.795865	1701.579468	0.005	0.19	37.65	0.07	21.7	0.36	89.3	583	2.16	0.26	0.21	0.32	2	1	3.38	4.8	0.82	0.93	0.025	0.01	0.12	2.9
SS12-0100	58.573915	-132.794987	1710.419922	0.01	0.13	27.23	0.03	15.9	0.33	196.5	436	1.92	0.31	0.13	0.22	2.2	2	4	4.1	0.77	0.82	0.025	0.01	0.1	3.5
SS12-0101	58.573915	-132.794987	1710.419922	0.0025	0.21	18.11	0.06	10.1	0.37	29.2	385	1.34	0.3	0.13	0.28	2.2	2	1.45	6.3	0.88	0.83	0.025	0.01	0.08	4.2
SS12-0103	58.574655	-132.792119	1841.648804	0.006	0.24	25.73	0.08	13.3	0.57	131.9	525	1.74	0.29	0.34	0.64	8.5	4	5.07	13.4	2.81	1.69	0.025	0.02	0.1	7.9
SS12-0104	58.574249	-132.791247	1848.998291	0.014	0.3	22.58	0.07	12	0.52	70.9	528	1.3	0.85	0.22	0.64	5.1	5	4.46	13	2.19	1.8	0.025	0.02	0.08	5.4
SS12-0105	58.573844	-132.790724	1853.265259	0.015	0.17	27.03	0.03	15.3	0.41	60.7	513	1.32	0.53	0.14	0.41	2.5	4	3	7.4	1.25	1.27	0.025	0.01	0.1	4.9
SS12-0106	58.573526	-132.790485	1852.079102	0.0025	0.28	25.85	0.08	14.4	0.49	102.6	499	1.29	0.49	0.2	0.57	3.3	5	2.95	9.5	1.43	1.57	0.025	0.02	0.11	5.9
SS12-0107	58.572949	-132.790467	1850.358521	0.0025	0.63	37.2	0.06	22.3	0.59	36.8	445	2.03	0.68	0.16	1.14	3.4	4	1.27	12.6	1.73	2.31	0.025	0.43	0.1	3
SS12-0108	58.572843	-132.790022	1854.266479	0.0025	0.25	20.48	0.13	10.8	0.32	11.6	316	1.73	0.51	0.16	0.43	2.1	3	1.3	6.5	0.83	1.09	0.025	0.01	0.1	2.3
SS12-0109	58.572694	-132.789433	1859	0.0025	0.16	23.44	0.23	12.3	0.25	9.1	243	2.26	0.54	0.2	0.28	1.3	2	1.41	3.7	0.74	0.81	0.025	0.01	0.11	1.3
SS12-0110	58.572195	-132.78872	1852.780762	0.0025	0.15	25.49	0.07	13.6	0.41	13	256	1.7	0.73	0.18	0.62	2.4	5	0.98	7.8	1.07	1.28	0.025	0.02	0.11	2.2
SS12-0111	58.571961	-132.788371	1858.394775	0.0025	0.2	35.9	0.07	17.6	0.54	19	552	1.34	0.65	0.37	0.43	7.6	4	3.71	15.1	2.52	1.43	0.025	0.03	0.12	3.1
SS12-0112	58.571393	-132.787847	1858.687988	0.008	0.42	27.9	0.03	14.1	0.53	22	553	1.53	0.69	0.19	1.61	4.4	4	4.05	10.3	1.72	1.82	0.025	0.05	0.08	4.7
SS12-0113	58.571053	-132.787557	1857.139893	0.0025	0.16	32.7	0.07	18.5	0.43	16.8	313	1.75	0.43	0.2	0.29	3.2	4	2.4	11.4	1.22	1.36	0.025	0.01	0.09	3.5
SS12-0114	58.570594	-132.787577	1851.001831	0.006	0.61	55.34	0.11	30.5	0.6	109.3	644	2.07	3.64	0.28	1.35	6.3	5	3.75	25.2	2.31	2.13	0.025	0.03	0.09	3.5
SS12-0081	58.572686	-132.793051	1755.679321	0.042	0.56	29.62	0.05	16	1.03	43.3	450	1.36	0.96	0.23	0.7	6.4	9	3.48	22	2.28	3.01	0.025	0.03	0.09	9.5
SS12-0082	58.572837	-132.79323	1753.170288	0.006	0.34	27.45	0.08	15.2	1.39	43.6	433	1.52	1.14	0.23	0.91	7.6	13	3.37	23.5	3.03	4.57	0.025	0.03	0.08	10.8
SS12-0083	58.573034	-132.793036	1756.508301	0.005	1.04	24.42	0.06	14.6	0.77	51.1	369	1.74	0.74	0.24	1.55	4.9	8	3.02	16.9	2.02	2.37	0.025	0.03	0.09	7
SS12-0084	58.573523	-132.792856	1757.672119	0.0025	0.28	19.93	0.06	11	0.36	25.5	331	1.24	0.37	0.14	0.44	2.5	6	1.73	7.6	1.12	0.98	0.025	0.01	0.08	3.8
SS12-0085	58.573978	-132.793501	1754.602661	0.0025	0.13	17.78	0.06	9.8	0.33	62	372	1.5	0.3	0.14	0.22	2.1	2	1.55	6.1	0.82	0.78	0.025	0.01	0.08	4.3
SS12-0086	58.574269	-132.794254	1751.07251	0.007	0.13	14.55	0.05	8.1	0.34	34.3	433	1.6	0.36	0.11	0.26	1.6	2	1.85	4.2	0.69	0.85	0.025	0.01	0.09	2.6
SS12-0087	58.574517	-132.794899	1758.969604	0.005	0.12	26.97	0.14	14.4	0.29	76	206	1.68	0.27	0.18	0.39	3.4	1	2.65	4.4	0.55	0.64	0.025	0.005	0.1	3.5
SS12-0088	58.574635	-132.795328	1757.044556	0.009	0.18	28.81	0.24	16.2	0.37	64	422	2.74	0.38	0.27	0.27	2.5	1	4.9	4.2	0.64	0.81	0.025	0.005	0.13	5.2
SS12-0258	58.569547	-132.785608	1844.614014	0.006	0.14	45.02	0.14	26.4	0.46	20.7	353	1.07	0.46	0.23	0.55	4.2	6	6.33	12.7	1.37	1.75	0.025	0.02	0.07	2.7
SS12-0259	58.569006	-132.784145	1845.689697	0.0025	0.08	26.44	0.11	15.7	0.36	9.8	337	1.44	1.49	0.18	0.22	2.9	4	3.8	8.8	1.03	1.19	0.025	0.01	0.07	2
SS12-0261	58.568984	-132.783155	1842.912842	0.0025	0.15	34.8	0.2	17.8	0.27	14.2	666	1.7	0.67	0.16	0.82	4.3	2	6.16	8.3	0.99	1.01	0.025	0.01	0.06	1.2
SS12-0262	58.569114	-132.782291	1841.349243	0.006	1.02	43.51	0.14	24.7	0.005	15.8	2	1.36	2.26	0.005	2.04	9.3	3	10.22	50.4	0.005	1.15	0.025	0.04	0.005	1.2
SS12-0263	58.568338	-132.784163	1873.232544	0.0025	0.33	36.47	0.06	21.7	0.98	23.7	295	1.87	0.75	0.29	0.55	6.9	14	3.38	28.1	1.97	2.83	0.025	0.03	0.1	4
SS12-0264	58.568398	-132.783417	1886.811157	0.0025	0.33	30.64	0.17	19.8	1.64	42.7	542	1.68	1.2	0.33	0.49	8	13	3.49	24.8	2.9	4.28	0.05	0.04	0.08	4.7
SS12-0265	58.568313	-132.782665	1901.572144	0.0025	0.1	28.97	0.05	13.2	0.79	26.5	960	1.29	1.03	0.32	0.25	9	9	5.72	16.7	2.5	2.34	0.025	0.03	0.07	3.5
SS12-0266	58.568998	-132.785988	1851.598633	0.015	0.36	42.1	0.04	23.7	0.005	24.6	2	1.28	0.61	0.005	0.79	7.9	19	2.42	24.2	0.005	2.4	0.025	0.02	0.005	7.4
SS12-0267	58.568459	-132.785228	1848.680176	0.0025	0.23	23.59	0.05	13.3	0.54	13	684	2.52	0.59	0.22	0.31	4.3	5	5.79	12.6	1.48	1.56	0.025	0.02	0.1	3
SS12-0268	58.568879	-132.787153	1836.170044	0.013	0.17	52.19	0.03	27.5	0.93	25.2	350	2.2	0.6	0.16	0.33	7.6	13	2.71	18.2	2.25	2.7	0.06	0.02	0.11	6.3
SS12-0269	58.567415	-132.786609	1765.516724	0.006	0.29	37.95	0.05	22.1	0.97	29.1	420	2.55	1.08	0.21	0.45	7.5	12	3.56	23.6	2.47	3.25	0.07	0.03	0.11	7.8
SS12-0270	58.567437	-132.787472	1756.43396	0.007	0.18	46.28	0.05	25.2	1.25	41.1	431	2.19	1.37	0.15	0.45	7.6	13	3.99	25.2	2.57	3.81	0.07	0.03	0.1	8.5
SS12-0271	58.567416	-132.78818	1752.730591	0.0025	0.21	36.12	0.06	19	1.64	46.1	1028	1.66	1.18	0.31	0.36	10.4	24	4.7	23.3	3.4	5.55	0.06	0.04	0.13	14.4
SS12-0272	58.567269	-132.788943	1750.725342	0.0025	0.11	32.66	0.04	16.2	1.3	41.6	304	2	1.17	0.07	0.33	8.2	15	3.24	22.7	2.67	3.93	0.05	0.03	0.07	7.9
SS12-0273	58.566812	-132.789246	1735.903564	0.006	0.18	46.43	0.04	21.5	1.31	37	557	2.07	0.65	0.45	0.52	17.8	37	5.53	25.8	4.09	5.11	0.08	0.04	0.15	16
SS12-0274	58.570829	-132.809954	1265.012329	0.0025	0.47	30.92	0.05	14.8	1.33	231.6	869	1.71	0.46	0.13	0.35	8.7	10	6.78	17.8	2.59	4.03	0.025	0.02	0.11	16.8
SS12-0276	58.570342	-132.809779	1262.959839	0.0025	0.66	27.8	0.05	14.6	1.84	84.2	388	1.57	0.5	0.24	0.24	6.2	14	7.75	18.5	3.12	4.9	0.025	0.03	0.08	18
SS12-0277	58.569862	-132.809499	1264.891602	0.0025	0.21	30.57	0.03	14.2	1.9	90.4	284	1.25	0.52	0.13	0.23	5.7	16	6.51	18.7	2.88	5.4	0.025	0.03	0.11	18.4
SS12-0278	58.569395	-132.809545	1260.245483	0.008	1.02	34.11	0.12	18.7	2.4	115.7	349	2.33	0.49	0.08	0.25	6.5	19	8.04	28.9	2.93	5.77	0.06	0.03	0.08	17.1
SS12-0279	58.568976	-132.809392	1266.512939	0.0025	0.5	43.59	0.05	19.3	1.64	115.5	781	2.03	0.51	0.35	1.78	15.1	16	4.23	35.1	3.24	4.86	0.07	0.03	0.19	12.4
SS12-0281	58.56841	-132.808765	1268.689819	0.0025	0.17	21.72	0.03	11.1	1.33	70.8	118	0.76	0.46	0.09	0.22	4.2	13	2.62	13.9	2.01	3.61	0.025	0.02	0.05	9.5
SS12-0282	58.567871	-132.808503	1264.952026	0.009	0.22	39.95	0.03	20	1.2	204.9	261	1.24	0.45	0.06	0.21	8.7	10	2.65	27.2	2.76	3.25	0.09	0.02	0.07	7.9
SS12-0283	58.567743	-132.807657	1248.384521	0.0025	1.18	39.21	0.09	21.4	0.53	544.2	948	1.94	0.8	0.43	1.8	6.8	2	3.41	16.3	1.86	1.48	0.06	0.03	0.11	3.5
SS12-0284	58.567784	-132.806775	1251.219604	0.007	1.88	38.23	0.12	25.1	1.02	141.6	1517	1.85	0.21	1.06	1.45	3.8	4	7.21	13.8	1.75	1.97	0.025	0.02	0.12	5.7
SS12-0285	58.567738	-132.805776	1240.280273	0.029	5.83	48.26	0.1	26.1	0.38	10000	633	2.24	8.88	0.55	4.33	43.1	2	8.47	172.6	6.26	0.97	0.48	0.06	0.1	3.7
SS12-0286	58.566803	-132.80263	1207.502563	0.012	0.62	54.99	0.04	30.1	0.87	278.9	964	3.22	0.69	0.21	0.74	10.1	5	12.56	21.8	2.34	2.27	0.06	0.03	0.12	9.5
SS12-0287	58.566917	-132.803329	1208.682983	0.0025	0.25	56.25	0.03	26.2	0.51	215.1	941	2.91	0.33	0.51	0.07	23.9	3	6.82	55.2	2.36	1.2	0.08	0.02	0.14	1.7
SS12-0288	58.567133	-132.803949	1211.060303	0.186	1.02	75.91	0.01	38	0.65	3710.3	823	3.34	0.41	0.25	0.37	15.4	3	7.11	35.1	3.69	1.9	0.2	0.02	0.19	7.3
SS12-0289	58.567172	-132.805006	1220.606323	0.006	0.25	48.89	0.11	23.4	1.39	144.7	426	2.15	0.65	0.59	0.34	13.7	9	22.63	24.2	2.7	4.12	0.06	0.02	0.2	10.8

SAMPLEID	LATITUDE	LONGITUDE	ELEVATION	Au_ppm	Ag_ppm	Ce_ppm	Hf_ppm	La_ppm	Al_pct	As_ppm	Ba_ppm	Be_ppm	Bi_ppm	Ca_pct	Cd_ppm	Co_ppm	Cr_ppm	Cs_ppm	Cu_ppm	Fe_pct	Ga_ppm	Ge_ppm	In_ppm	K_pct	Li_ppm
SS12-0290	58.567448	-132.805454	1217.580933	0.055	0.94	44.32	0.1	23.2	0.79	518.8	638	2.37	0.27	0.38	1.81	11.7	4	8.51	23	1.96	1.98	0.06	0.02	0.13	14.8
SS12-0291	58.566667	-132.806574	1156.046387	0.031	0.56	40.96	0.02	20	0.57	1372.8	608	1.29	0.17	0.23	0.33	6.4	2	4.16	30	1.71	1.13	0.09	0.03	0.09	8.4
SS12-0292	58.56678	-132.807414	1154.696655	0.01	0.72	59.27	0.15	29.4	0.99	458	762	3.3	0.22	0.63	0.63	18	6	10.59	26	2.63	2.11	0.1	0.03	0.15	7
SS12-0293	58.56733	-132.807481	1206.974976	0.007	0.73	18.76	0.04	8.9	0.73	1603.7	831	2.24	1.35	0.35	2.61	6.1	4	12.63	31.4	2.99	1.32	0.1	0.06	0.13	6.5
SS12-0294	58.566914	-132.808721	1161.688843	0.006	0.25	32.4	0.04	17.4	1.15	70.7	276	1.37	0.43	0.26	0.08	4.9	13	2.49	16	1.82	2.72	0.025	0.02	0.07	11.5
SS12-0296	58.567332	-132.809828	1163.86438	0.006	0.54	39.74	0.05	20	0.86	452	470	1.77	0.9	0.19	0.79	11.4	6	5.24	23.4	2.92	2.08	0.08	0.02	0.17	5
SS12-0297	58.567693	-132.810357	1161.096558	0.0025	0.25	73.94	0.04	31	1.77	200.7	750	2.71	0.46	0.25	0.42	21.8	27	8.61	29.2	4.77	4.83	0.11	0.03	0.19	28.1
SS12-0298	58.567859	-132.811141	1154.205566	0.016	0.36	53.46	0.03	25.2	1.27	218.6	619	2.17	0.39	0.27	0.22	17.3	9	9.85	32.2	3.17	3.03	0.08	0.02	0.17	13.1
SS12-0299	58.57567	-132.797816	1810.58728	0.007	0.2	36.03	0.02	18	0.59	46.6	504	1.48	0.63	0.13	0.43	4.3	3	2.14	12.3	1.25	1.43	0.025	0.02	0.07	5.2
SS12-0301	58.57508	-132.799136	1749.51123	0.027	0.23	26.2	0.07	12.8	0.66	79.3	496	1.28	0.4	0.26	0.38	4.9	4	6.61	14.4	1.7	2.13	0.025	0.01	0.12	6.9
SS12-0302	58.574819	-132.800235	1702.056152	0.018	0.21	37.57	0.05	18.3	0.73	70.1	424	1.6	0.34	0.28	0.41	8.2	8	4.59	15.1	1.91	2.04	0.025	0.02	0.12	10.6
SS12-0303	58.574268	-132.799914	1698.755249	0.031	0.26	41.96	0.01	19.5	0.71	317.5	406	1.62	0.39	0.18	0.48	6.8	7	7.12	16.1	1.68	2.03	0.06	0.02	0.11	12.9
SS12-0304	58.573612	-132.80085	1656.408081	0.008	0.64	61.78	0.2	40.3	1.01	88.6	1036	1.6	1	0.49	0.28	10.7	7	12.06	22.1	1.91	1.98	0.05	0.02	0.12	10.5
SS12-0305	58.574093	-132.800846	1654.248291	0.015	0.23	46.46	0.15	21.8	1.59	223.2	674	2.33	0.42	0.43	0.49	12.6	21	5.53	25.6	3.31	4.73	0.08	0.03	0.18	37.7
SS12-0306	58.574533	-132.801028	1657.617188	0.015	0.37	30.35	0.1	16.3	1.11	100.2	612	2.43	0.73	0.3	0.42	7.8	13	6.27	19.4	2.48	3.12	0.05	0.03	0.13	19
SS12-0307	58.573895	-132.802018	1604.700439	0.015	0.18	40.49	0.05	19.8	1.31	103.5	528	2.32	0.45	0.29	0.53	9.5	16	4.52	20.8	2.82	3.66	0.07	0.03	0.13	29.4
SS12-0308	58.573476	-132.802059	1605.437256	0.054	0.43	46.16	0.07	23.7	1.46	112.1	641	2.14	1.51	0.34	0.32	9.9	17	5.42	29.8	3.01	5.54	0.06	0.04	0.13	38.5
SS12-0309	58.573	-132.801902	1601.503418	0.014	0.35	58.68	0.12	30.3	2.2	145.5	1071	2.59	0.23	1.05	0.52	21.9	48	5.07	34.6	5.51	6.85	0.13	0.06	0.21	54.9
SS12-0310	58.572018	-132.803026	1560.760864	0.009	0.21	28.57	0.08	13.4	1.29	94.1	787	3.48	0.69	0.3	0.59	7.1	12	11.28	20.6	2.56	4.09	0.025	0.03	0.13	18.3
SS12-0311	58.57247	-132.802688	1557.714111	0.007	0.21	31.91	0.03	14.7	0.93	87.6	312	1.66	0.75	0.19	0.42	8.3	14	3.31	18.2	2.53	3.26	0.05	0.03	0.08	12.1
SS12-0312	58.573069	-132.802885	1560.692139	0.007	0.24	40.21	0.1	18.3	1.9	103.5	857	2.41	0.51	0.41	0.56	13	25	3.23	21.7	3.76	5.55	0.07	0.04	0.1	35.7
SS12-0313	58.573549	-132.803242	1561.705811	0.014	0.35	42.34	0.06	18.6	1.08	88.5	421	2.2	0.7	0.21	0.49	10.9	15	3.72	21.7	2.95	3.62	0.06	0.03	0.07	18
SS12-0314	58.572603	-132.804163	1501.3302	0.008	0.35	25.6	0.04	12.4	1.65	48	113	1.36	0.75	0.1	0.46	4	18	3.12	16.8	1.81	4.39	0.025	0.03	0.07	20.5
SS12-0316	58.572424	-132.805432	1460.464722	0.008	0.19	32.67	0.04	14.1	1.49	98.4	130	1.61	0.64	0.05	0.37	7.6	15	3.94	17.2	2.42	3.92	0.025	0.03	0.08	14.4
SS12-0317	58.572228	-132.806785	1405.662598	0.009	0.24	37.25	0.05	15.7	2.06	70.3	360	2.01	0.68	0.09	0.63	7.3	12	3.34	17.2	2.32	5.96	0.025	0.03	0.13	13.8
SS12-0318	58.568067	-132.811947	1151.131958	0.0025	0.64	60.04	0.1	20.6	2.21	107.8	239	3.86	0.41	0.12	0.46	33.8	10	16.46	84.5	5.79	3.47	0.12	0.04	0.22	8.2
SS12-0319	58.568412	-132.81246	1154.378662	0.008	0.22	27.44	0.06	11.4	1.97	76.7	168	1.29	0.42	0.05	0.2	10.4	17	6.76	32.8	3.58	4.46	0.025	0.03	0.08	15.8
SS12-0116	58.570011	-132.787555	1841.867676	0.0025	0.62	33.98	0.06	19.8	0.49	14.2	298	1.98	0.89	0.22	0.84	3	5	3.78	14	1.18	1.57	0.025	0.02	0.09	2.5
SS12-0117	58.569409	-132.787378	1847.030151	0.005	0.23	48.09	0.14	29.4	0.67	26.5	467	1.93	0.5	0.45	0.46	3.9	7	1.43	14.8	1.51	1.93	0.025	0.02	0.09	3.6
SS12-0118	58.569213	-132.786962	1855.770264	0.014	0.15	64	0.06	37.2	0.72	18.8	271	1.95	0.5	0.18	0.49	4.4	9	2.31	18	1.46	2.31	0.025	0.02	0.1	4.8
SS12-0119	58.568223	-132.790641	1703.168945	0.009	0.18	43.4	0.12	23.5	0.28	14.7	385	2.26	0.57	0.16	0.49	2.1	2	1.45	6	1.07	1	0.025	0.02	0.08	1
SS12-0121	58.568452	-132.790901	1702.584473	0.005	0.23	36.28	0.08	19.9	0.32	13.3	751	1.97	0.59	0.19	0.53	3.9	3	3.55	9.4	1.52	1.03	0.025	0.02	0.08	1.7
SS12-0122	58.568926	-132.791019	1705.617188	0.009	0.23	35.72	0.07	19.2	0.39	25	545	1.88	0.64	0.2	0.47	5.9	5	4.21	12.5	1.93	1.26	0.025	0.02	0.07	2.6
SS12-0123	58.569365	-132.790655	1706.177002	0.0025	0.27	42.15	0.11	25.2	0.42	18.6	400	1.98	0.48	0.25	0.48	3.9	4	3.05	11.5	1.52	1.3	0.025	0.02	0.1	2.2
SS12-0124	58.569734	-132.790819	1709.459839	0.008	0.16	36.04	0.09	20.8	0.39	13.9	403	2.03	0.3	0.22	0.37	4.2	4	3.77	12.5	1.68	1.23	0.025	0.02	0.1	2.2
SS12-0125	58.570233	-132.790805	1705.046021	0.0025	0.1	41.54	0.16	23	0.32	15.8	1314	4.96	0.38	0.13	1.62	2.6	1	3.53	5.3	0.67	0.87	0.025	0.01	0.11	1.3
SS12-0126	58.570576	-132.791018	1710.44165	0.01	0.18	35.25	0.11	18.3	0.29	22	427	1.71	0.35	0.16	0.53	4	2	2.81	10	1.43	0.94	0.025	0.02	0.09	1.3
SS12-0127	58.570826	-132.79128	1706.669189	0.0025	0.23	52.84	0.13	28.3	0.34	9.9	290	2.33	0.43	0.2	0.45	3.9	1	1.67	6.3	1.17	1.1	0.025	0.01	0.09	1.9
SS12-0128	58.571126	-132.791846	1695.7052	0.0025	0.17	34.9	0.28	20.4	0.19	119.1	446	1.21	0.45	0.15	0.35	0.3	0	1.98	1.3	0.15	0.48	0.025	0.005	0.15	0.6
SS12-0129	58.571205	-132.792311	1700.471558	0.0025	0.42	57.95	0.15	37.7	0.66	18.1	358	2.49	0.73	0.44	0.55	2.7	4	2.54	13.1	1.26	1.86	0.025	0.03	0.12	4.7
SS12-0130	58.571324	-132.792812	1707.772217	0.0025	0.33	42.13	0.17	24.3	0.25	18.3	324	1.36	0.82	0.14	1.01	2.4	1	1.78	7.8	1.19	0.82	0.025	0.02	0.07	3.1
SS12-0131	58.571476	-132.793131	1709.755859	0.006	0.29	56.5	0.08	34.3	0.4	22.7	370	1.82	0.55	0.18	0.39	3	2	1.88	9.7	0.92	1.23	0.025	0.01	0.08	3.9
SS12-0132	58.571706	-132.79348	1709.779053	0.008	0.29	70.32	0.14	41.9	0.37	118	495	1.48	0.42	0.2	0.38	1.5	1	7.59	7.7	0.57	0.69	0.025	0.01	0.11	4.4
SS12-0133	58.571946	-132.794337	1701.500854	0.0025	0.23	27.2	0.19	16.8	0.86	112.3	610	1.37	0.61	0.32	0.31	4.6	5	3.86	18.6	1.61	2.15	0.025	0.02	0.1	4.4
SS12-0134	58.57249	-132.794488	1702.970703	0.033	0.2	29.17	0.06	16.6	0.7	120.8	416	1.23	0.56	0.23	0.33	5.2	5	3.43	17.7	1.67	2.05	0.025	0.02	0.08	4.8
SS12-0136	58.573019	-132.794633	1705.037476	0.0025	0.24	31.98	0.03	17.4	1.71	90.9	352	1.31	0.84	0.25	0.74	10.1	15	5.6	34.7	2.9	5.06	0.025	0.04	0.1	9
SS12-0137	58.573248	-132.794445	1708.657593	0.0025	0.27	38.18	0.06	22.5	0.5	84	376	1.46	0.56	0.17	0.32	3	3	4.4	10.5	1.05	1.57	0.025	0.02	0.1	3.9
SS12-0138	58.566631	-132.792818	1607.74292	0.0025	0.16	33.42	0.09	18.1	1.3	38.6	349	1.6	0.68	0.13	0.23	6.2	13	5.07	14.4	2.25	3.67	0.025	0.03	0.09	6.2
SS12-0139	58.567001	-132.792516	1614.263672	0.0025	0.13	50.46	0.03	29	0.9	42.5	310	1.7	0.68	0.19	0.24	7.1	10	4.28	16.8	2.21	2.69	0.06	0.03	0.11	4.8
SS12-0141	58.567474	-132.792691	1605.733765	0.0025	0.09	44	0.09	23.5	1.25	24.1	306	2.01	0.58	0.11	0.59	5.2	9	2.71	14.9	1.73	3.19	0.025	0.02	0.11	3.9
SS12-0142	58.567848	-132.792721	1608.689209	0.0025	0.21	32.96	0.12	21.7	0.77	18.1	1750	1.99	0.28	0.41	0.21	3.6	5	10.83	13.1	1.35	2	0.025	0.03	0.21	0.9
SS12-0143	58.56817	-132.793288	1612.358765	0.0025	0.34	42.87	0.04	25.7	0.61	60.4	874	1.61	1.07	0.19	0.57	5.4	6	3.42	15.5	1.74	1.92	0.025	0.02	0.11	3.4
SS12-0144	58.568422	-132.794	1606.991211	0.0025	0.27	50.54	0.09	31.2	0.34	60.5	841	1.21	0.55	0.17	0.16	1.2	0	1.72	3.4	0.59	0.79	0.025	0.03	0.09	2.6
SS12-0145	58.56868	-132.794433	1608.976929	0.01	0.6	36.7	0.15	23.1	0.97	40.6	1256	2.08	0.58	0.43	0.24	3.5	5	2.08	12.9	1.23	2.17	0.025	0.03	0.09	6.4
SS12-0146	58.569011	-132.793964	1600.530151	0.0025	0.43	32.47	0.03	20	1.12	84.2	580	1.72	0.61	0.15	0.63	4.5	7	6.34	18.8	1.85	2.64	0.025	0.05	0.09	7.3
SS12-0147	58.569267	-132.79318	1607.672729	0.017	0.53	33.88	0.03	20.1	1.09	56.5	417	1.58	0.78	0.15	0.64	4.1	7	7.27	18.4	1.81	2.62	0.025	0.03	0.1	5.6
SS12-0148	58.56958	-132.793061	1606.424316	0.0025	0.9	31.89	0.03	20.5	0.66	54	728	1.51	0.69	0.24	0.47	1.9	2	5.66	8.1	0.87	1.41	0.025	0.02	0.1	4.2
SS12-0149	58.569953	-132.79297	1602.327271	0.0025	0.18	21.72	0.04	12.5	0.6	42.2	1317	1.73	0.3	0.31	0.18	3.8	2	8.29	7.1	1.46	1.33	0.025	0.03	0.12	5.6
SS12-0150	58.570224	-132.793499	1609.107422	0.0025	0.67	47.66	0.06	28.4	0.41	34.7	792	1.78	0.57	0.25	1.51	3.1	2	4.83	10.4	0.81	1.26	0.025	0.03	0.1	2.6
SS12-0151	58.57037	-132.79383	1610.435791	0.0025	0.46	47.03	0.06	29.6	0.31	69.9	510	1.41	0.49	0.18	0.69	1.9	0	3.1	5.4	0.72	0.92	0.025	0.04	0.09	2.3
SS12-0152	58.570501	-132.794165	1612.283569	0.026	1.38	41.17	0.07	24	0.4	84.7	1004	1.9	0.97	0.29	1.12	4.5	2	5.82	14.4	1.21	1.12	0.025	0.07	0.1	2.7

SAMPLEID	LATITUDE	LONGITUDE	ELEVATION	Au_ppm	Ag_ppm	Ce_ppm	Hf_ppm	La_ppm	Al_pct	As_ppm	Ba_ppm	Be_ppm	Bi_ppm	Ca_pct	Cd_ppm	Co_ppm	Cr_ppm	Cs_ppm	Cu_ppm	Fe_pct	Ga_ppm	Ge_ppm	In_ppm	K_pct	Li_ppm
SS12-0153	58.570665	-132.794574	1615.077148	0.005	0.33	53	0.14	31.4	0.35	159	415	1.57	0.91	0.18	0.29	2.7	1	1.6	23.6	0.77	1.08	0.025	0.04	0.08	2.5
SS12-0154	58.570866	-132.794983	1615.03894	0.028	0.53	45.26	0.07	25.5	0.4	218.7	492	1.37	0.65	0.21	0.82	6.7	2	3.26	13.9	1.42	1.24	0.025	0.05	0.1	4.1
SS12-0155	58.571075	-132.795855	1606.899658	0.013	0.47	51.09	0.05	29.2	0.4	161	964	1.44	0.39	0.12	0.67	2.5	2	1.94	9.6	1.18	1.96	0.025	0.04	0.08	5.6
SS12-0157	58.57149	-132.796491	1607.385376	0.006	0.59	49.62	0.06	31.8	0.41	75.8	347	1.53	0.3	0.19	0.62	2.9	3	2.18	12.8	1.02	1.53	0.025	0.06	0.09	2.2
SS12-0158	58.571921	-132.796679	1604.766479	0.011	0.63	42.41	0.04	27.1	0.7	88.9	956	2.13	0.44	0.26	0.56	4.3	4	4.94	10.5	1	1.71	0.025	0.04	0.1	3.6
SS12-0159	58.572154	-132.796642	1606.504395	0.0025	0.24	40.49	0.02	19.2	0.79	94.2	325	1.48	0.44	0.13	0.7	8.3	5	7.73	19	1.99	2.05	0.025	0.02	0.08	5.6
SS12-0161	58.57252	-132.796825	1609.994995	0.006	0.25	33.82	0.09	20.4	0.89	75.2	429	1.2	0.54	0.25	0.27	5.6	9	2.84	15.6	1.9	2.57	0.025	0.02	0.07	4.7
SS12-0162	58.572986	-132.796812	1614.013672	0.041	0.19	30.84	0.01	16.4	0.92	75.2	381	1.23	0.63	0.12	0.56	6.5	8	4.95	20.6	2.02	2.87	0.025	0.02	0.07	6
SS12-0163	58.573193	-132.797353	1621.114136	0.09	0.31	21.93	0.06	13	0.73	86.2	995	1.58	0.37	0.23	0.86	5.3	5	9.15	16.8	2.01	2.31	0.025	0.02	0.09	6.4
SS12-0164	58.573029	-132.798069	1616.552124	0.006	0.31	26.58	0.06	16.1	0.95	162.1	1129	1.46	1.04	0.27	0.1	4.1	5	13.09	23.2	1.46	2.22	0.025	0.02	0.1	9.1
SS12-0165	58.57287	-132.799017	1608.50415	0.015	0.53	34.69	0.06	22.3	0.83	128.8	622	1.27	0.55	0.24	0.17	2.8	4	6.62	17.1	1.56	1.9	0.025	0.03	0.09	8.2
SS12-0166	58.572693	-132.799945	1606.658325	0.014	0.44	38.19	0.06	22.8	0.57	87.7	700	1.41	0.65	0.2	0.41	4.1	4	3.05	10.7	1.23	1.73	0.025	0.02	0.09	3.6
SS12-0167	58.57249	-132.800705	1609.63623	0.007	0.28	130.86	0.1	66	2.23	139.6	682	3.41	0.15	1.08	0.18	27.9	17	10.77	24.8	4.39	6.34	0.16	0.05	0.2	34.2
SS12-0168	58.572663	-132.801342	1611.569946	0.0025	0.19	45.77	0.15	23.5	1.1	34.5	678	2.12	0.46	0.12	0.32	3.4	6	1.66	13.6	1.23	2.76	0.025	0.02	0.09	5.4
SS12-0169	58.571577	-132.802449	1558.651123	0.02	0.25	35.21	0.13	18.8	1.61	80.3	643	1.91	0.87	0.18	0.92	10.5	16	5.55	24.7	3.03	4.7	0.05	0.05	0.1	10.7
SS12-0170	58.571384	-132.801649	1555.768188	0.0025	0.1	43.3	0.05	24.9	1.41	53.5	765	1.76	0.64	0.19	0.29	5.1	11	3.79	15	1.96	3.74	0.025	0.03	0.1	6.2
SS12-0171	58.571624	-132.801065	1558.47937	0.0025	0.17	33.49	0.12	18.8	0.65	59.3	598	1.1	0.5	0.16	0.14	4.3	9	2.95	12.7	1.55	2.22	0.025	0.02	0.05	4.1
SS12-0172	58.571931	-132.800461	1564.440308	0.0025	0.15	28.53	0.04	17.1	0.23	10.8	402	0.58	0.31	0.11	0.04	0.5	1	1.68	2.9	0.19	0.6	0.025	0.005	0.05	0.5
SS12-0173	58.572178	-132.799737	1562.457275	0.0025	0.74	37.03	0.09	24.2	0.59	29.1	607	1.38	0.43	0.22	0.19	2.4	3	3.05	9.3	0.89	1.66	0.025	0.01	0.09	2.5
SS12-0174	58.572343	-132.798945	1567.887939	0.0025	0.47	59.16	0.11	35.6	0.5	28.2	543	1.49	0.24	0.43	0.23	1.7	4	1.96	6.9	0.68	1.64	0.025	0.04	0.13	1.5
SS12-0175	58.572444	-132.798132	1559.689453	0.029	4.35	34.76	0.28	25.8	1.14	264.7	1463	2.08	3.14	0.53	0.59	11.9	5	15.1	44.7	2.84	2.45	0.07	0.1	0.14	8.2
SS12-0177	58.572003	-132.797505	1553.80481	0.0025	0.46	40.46	0.03	24.6	0.46	74.2	310	1.1	0.43	0.16	0.58	3.2	4	2.14	12.4	1.09	1.45	0.025	0.04	0.08	2.3
SS12-0178	58.571551	-132.797472	1565.067261	0.0025	0.59	46.73	0.2	30.3	0.83	39.9	552	2.08	0.53	0.42	0.25	3.7	4	8.04	10.6	1.11	2.53	0.025	0.03	0.12	2.7
SS12-0179	58.571027	-132.796967	1562.845459	0.0025	0.5	45.23	0.1	29.7	0.7	53.4	449	1.36	0.37	0.33	0.35	2.9	5	2.03	9.5	1.12	1.95	0.025	0.03	0.11	2.5
SS12-0181	58.570674	-132.796488	1559.273315	0.029	3.55	40.82	0.19	27.7	0.77	53.5	1261	2	2.93	0.48	0.73	2.3	2	4.28	9.8	0.98	2	0.025	0.04	0.09	1.6
SS12-0182	58.570369	-132.795907	1549.422974	0.026	0.49	38.75	0.13	23.3	0.24	15.1	383	1.45	0.45	0.17	0.45	2.7	0	1.59	6.7	0.56	1.01	0.025	0.02	0.06	1.2
SS12-0183	58.570125	-132.795196	1557.570068	0.0025	0.26	72.12	0.22	45.5	0.23	10.2	202	1.86	0.41	0.49	0.18	0.8	0	0.83	2.4	0.33	0.98	0.025	0.01	0.06	0.5
SS12-0184	58.569854	-132.794513	1562.794189	0.0025	0.24	55.15	0.43	34.4	0.18	77.9	219	1.07	0.19	0.11	0.48	1.1	0	2.04	6.2	0.27	0.69	0.025	0.01	0.09	0.7
SS12-0185	58.569608	-132.794397	1560.974243	0.0025	0.62	46.62	0.15	29.5	0.3	60.7	459	1.17	0.82	0.17	1.04	1.4	1	4.21	6	0.63	0.79	0.025	0.04	0.08	2.7
SS12-0186	58.569355	-132.794693	1558.223022	0.006	0.34	37.34	0.04	19.9	1.16	70.3	253	1.39	0.91	0.16	0.5	7.4	13	3.41	23.7	2.47	2.83	0.025	0.03	0.07	5.8
SS12-0187	58.569046	-132.795371	1557.187134	0.0025	0.22	37.52	0.03	17.4	0.98	53.3	253	1.39	0.62	0.1	0.37	5.8	9	7.05	16.4	1.83	2.47	0.025	0.02	0.07	6.8
SS12-0188	58.56874	-132.795936	1553.69751	0.071	0.22	27.75	0.08	16.4	1.48	55.9	458	1.2	0.77	0.18	0.23	4.7	11	3.36	16.2	2.27	3.86	0.025	0.03	0.09	6.7
SS12-0189	58.56837	-132.795455	1556.330688	0.052	1.4	38.07	0.04	23.1	0.72	668.9	482	1.54	0.67	0.23	2.02	6.2	5	4.62	14.8	2.15	1.88	0.06	0.04	0.13	6.1
SS12-0190	58.568054	-132.794994	1555.790039	0.009	0.63	39.21	0.15	24.7	0.27	129.8	166	0.87	0.26	0.2	1.19	1.4	0	2.34	3.9	0.85	0.67	0.025	0.01	0.08	0.9
SS12-0191	58.567868	-132.794444	1555.19458	0.0025	0.6	26.82	0.1	17.6	0.34	92.2	314	0.64	0.63	0.28	0.8	0.6	2	2.26	3.8	0.65	0.58	0.025	0.02	0.08	5.2
SS12-0192	58.567574	-132.793863	1561.773193	0.0025	0.35	27.71	0.03	17.8	0.96	52.1	303	1.67	0.64	0.11	0.42	4.5	8	4.83	17	1.72	2.38	0.025	0.04	0.08	4.1
SS12-0193	58.567155	-132.793916	1562.145752	0.0025	0.11	39.46	0.04	21.9	1.03	41.3	219	1.41	0.57	0.12	0.24	6.3	11	4.04	14.6	2.19	2.68	0.025	0.02	0.08	4.3
SS12-0194	58.566784	-132.793991	1555.962891	0.0025	0.27	37.17	0.04	19	1.2	53.1	223	1.3	0.7	0.09	0.55	7	12	5.42	19	2.26	3.17	0.025	0.03	0.08	5.2
SS12-0196	58.566308	-132.793946	1556.626221	0.0025	0.13	12.52	0.01	7.7	0.22	52.8	183	0.56	0.19	0.05	0.14	1.4	1	6.69	4.8	0.58	0.52	0.025	0.005	0.06	0.5
SS12-0197	58.565459	-132.797493	1455.062866	0.0025	0.14	29.5	0.07	16.6	1.6	54.8	106	0.74	0.58	0.03	0.25	5.2	11	4.58	16.5	2.03	3.35	0.025	0.03	0.06	5.6
SS12-0198	58.565778	-132.796915	1458.820435	0.0025	0.37	23.94	0.06	13.6	1.83	465.2	92	0.47	0.81	0.03	0.23	5.4	15	4.62	18.4	3.59	6.66	0.05	0.03	0.05	2.4
SS12-0199	58.566294	-132.796803	1458.849731	0.0025	0.51	30.5	0.06	15	1.61	240.1	405	1.77	0.84	0.25	0.45	5.9	13	13.21	17.1	2.41	3.51	0.025	0.04	0.1	16.2
SS12-0201	58.566642	-132.796399	1453.083374	0.005	0.12	26.43	0.09	14.7	1.45	55.5	180	0.93	0.68	0.04	0.32	5.5	11	5.45	17.3	2.06	3.48	0.025	0.02	0.06	4.4
SS12-0202	58.56707	-132.796109	1458.357666	0.0025	0.11	21.78	0.07	13	1.42	60.3	127	0.77	0.65	0.02	0.24	3.5	11	3.41	11.3	1.88	2.73	0.025	0.02	0.04	9.8
SS12-0203	58.567453	-132.796604	1464.896362	0.0025	0.47	25.37	0.05	14.8	1.53	67.5	276	0.69	0.68	0.03	0.26	4.9	11	3.29	16.4	2.28	4.57	0.025	0.03	0.07	4.2
SS12-0204	58.567821	-132.796963	1469.042358	0.006	0.46	34.75	0.07	21.1	1.65	100.5	322	1.34	0.69	0.18	0.22	4.6	9	6.77	14	1.86	4.1	0.025	0.03	0.09	10.2
SS12-0205	58.568263	-132.79755	1471.714844	0.011	1.19	31.29	0.11	24.4	1.12	96.3	512	1.66	1.12	0.34	0.57	5.1	10	3.44	18	2.23	3.27	0.025	0.05	0.1	5.2
SS12-0206	58.568588	-132.797998	1461.91333	0.0025	0.82	27.6	0.09	17.1	1.84	73.1	198	0.86	0.98	0.04	0.33	3.5	8	3.62	17.8	1.88	4.62	0.025	0.03	0.1	6.2
SS12-0207	58.56915	-132.798072	1459.593384	0.023	0.32	52.22	0.03	23	1.21	520.1	169	1.83	0.85	0.1	0.65	11.1	15	11.23	29.7	3.08	3.43	0.07	0.04	0.08	14.8
SS12-0208	58.569637	-132.797523	1458.965454	0.0025	0.54	19.77	0.05	12	0.31	89.9	700	1.16	0.31	0.14	0.52	1.8	0	3.85	17.5	0.55	0.83	0.025	0.03	0.09	2.6
SS12-0209	58.57001	-132.798244	1459.545288	0.008	1.11	38.45	0.18	25	0.68	114.6	602	1.71	0.76	0.23	0.55	3.8	4	3.79	13.6	1.36	1.67	0.025	0.04	0.08	3.4
SS12-0210	58.570365	-132.798876	1461.002808	0.0025	0.73	32.04	0.23	18.6	1.65	106.7	181	1.03	0.59	0.01	0.23	1.4	4	6.57	14.9	2.24	3.55	0.025	0.03	0.06	7.3
SS12-0211	58.570711	-132.799402	1465.842407	0.0025	0.74	33.36	0.1	19.6	1.05	38.9	269	2.07	0.65	0.11	0.39	3.2	7	6.8	16.4	1.33	2.63	0.025	0.03	0.07	7.1
SS12-0212	58.570296	-132.800135	1456.214722	0.0025	0.5	29.6	0.09	18.2	1.08	76.1	364	1.56	0.63	0.29	0.37	3.6	9	6.07	14.4	1.57	2.81	0.025	0.03	0.08	9.5
SS12-0213	58.570027	-132.801049	1460.53418	0.0025	1.85	44.31	0.07	27.1	1.06	31.4	254	1.24	0.75	0.14	0.48	1.9	4	3.73	9.4	1.22	2.4	0.025	0.03	0.08	5.3
SS12-0214	58.569897	-132.801933	1460	0.0025	0.19	26.42	0.05	15.2	1.19	73.3	304	0.92	0.74	0.14	0.44	6.6	13	1.4	18.3	2.3	3.75	0.025	0.03	0.07	5.8
SS12-0216	58.570198	-132.802566	1459.26416	0.0025	0.69	31.42	0.04	17.1	1.14	162.7	201	1.1	1.26	0.09	0.68	6.7	11	4.45	17.7	1.98	3.06	0.025	0.04	0.07	6.5
SS12-0217	58.570468	-132.803283	1455.946533	0.0025	0.28	37.49	0.17	21.8	0.81	130	634	1.84	0.34	0.34	0.48	4.4	5	3.58	8.1	1.61	2.18	0.025	0.02	0.11	10.2
SS12-0218	58.570388	-132.804161	1460.981323	0.015	0.24	39.61	0.08	24	0.6	47.7	545	1.65	0.49	0.24	0.28	4.5	7	2.69	12.4	1.34	1.95	0.025	0.02	0.07	3.5
SS12-0219	58.570269	-132.805057	1457.472046	0.0025	0.22	37.91	0.13	21.8	1.1	33.3	198	1.89	0.71	0.1	0.23	3.4	6	3.51	17.2	1.23	2.64	0.025	0.02	0.07	4.4
SS12-0221	58.570647	-132.805455	1455.442261	0.0025	0.09	30.89	0.05	16	0.91	52.8	565	1.39	0.63	0.12	0.49	5.6	9	4.56	16.5	1.69	2.97	0.025	0.02	0.07	4.9

SAMPLEID	LATITUDE	LONGITUDE	ELEVATION	Au_ppm	Ag_ppm	Ce_ppm	Hf_ppm	La_ppm	Al_pct	As_ppm	Ba_ppm	Be_ppm	Bi_ppm	Ca_pct	Cd_ppm	Co_ppm	Cr_ppm	Cs_ppm	Cu_ppm	Fe_pct	Ga_ppm	Ge_ppm	In_ppm	K_pct	Li_ppm
SS12-0222	58.571026	-132.805455	1456.492554	0.032	0.36	31.59	0.11	17.8	1.74	34	798	1.86	0.69	0.38	0.54	5	13	2.79	15.8	1.77	5.03	0.025	0.03	0.04	6.5
SS12-0223	58.571504	-132.805286	1455.855591	0.006	0.18	33.26	0.07	15.7	1.48	105.7	311	1.65	0.63	0.13	0.79	9.1	14	4.82	20.9	2.56	3.97	0.025	0.03	0.07	8.9
SS12-0224	58.572014	-132.805339	1466.375122	0.0025	0.22	31.11	0.05	15.5	1.29	88.5	232	1.04	0.76	0.15	0.41	7	12	2.25	16.5	2.27	3.22	0.025	0.03	0.05	8.1
SS12-0225	58.571728	-132.807655	1358.097046	0.0025	0.19	21.02	0.08	11.6	1.3	52.9	70	0.43	0.64	0.03	0.23	2.7	11	3.12	16.9	1.69	3.79	0.025	0.03	0.04	5.5
SS12-0226	58.571204	-132.807702	1371.374634	0.0025	0.69	23.3	0.02	12.4	1.52	44	195	1.04	0.48	0.08	0.64	4.5	10	2.18	23.2	1.65	3.69	0.025	0.02	0.06	4
SS12-0227	58.570743	-132.808026	1359.00647	0.0025	0.12	27.16	0.05	14.9	1.55	127.9	437	0.99	0.53	0.28	0.34	8.9	15	2.65	20	2.56	4.7	0.025	0.03	0.08	7.4
SS12-0228	58.570394	-132.807821	1357.421143	0.0025	0.44	27.83	0.03	16.3	1.14	52.3	366	0.93	0.28	0.14	0.56	2.9	7	3.3	15.5	1.34	3.45	0.025	0.02	0.04	2.1
SS12-0229	58.570027	-132.807294	1360.965454	0.0025	0.16	33.17	0.1	16.3	1.33	44.6	470	1.5	0.53	0.27	0.51	8.4	12	1.95	21.7	2.17	3.78	0.025	0.03	0.1	6.9
SS12-0230	58.569566	-132.807184	1365.205688	0.011	0.11	30.47	0.05	16	1.48	55	338	1.01	0.57	0.17	0.35	7.3	9	3.93	19.3	2.11	4.24	0.025	0.02	0.09	5.5
SS12-0231	58.569203	-132.806747	1363.261719	0.008	0.18	45.44	0.13	25.9	0.86	98.5	328	2.04	0.48	0.28	0.33	10	5	4.18	21.8	1.94	2.6	0.025	0.02	0.07	5
SS12-0232	58.569143	-132.806277	1363.628662	0.0025	0.03	38.88	0.06	20.1	1.37	36.7	322	1.15	0.46	0.05	0.21	5.2	6	2.64	13.6	1.59	3.96	0.025	0.02	0.07	5.6
SS12-0233	58.569126	-132.80559	1356.406738	0.0025	0.32	48.81	0.11	28.7	0.52	20.3	459	1.4	0.41	0.22	1.61	2.9	1	3.83	6.6	1.13	1.68	0.025	0.01	0.1	5.6
SS12-0234	58.569183	-132.804493	1355.624878	0.032	0.82	103.98	0.08	44.7	2.52	311.6	881	1.87	0.16	1.17	0.29	22.8	18	10.78	22.6	5.3	6.91	0.12	0.06	0.12	44.5
SS12-0235	58.569245	-132.803663	1353.560669	0.0025	0.5	55.3	0.08	35.3	0.64	117.6	404	1.08	0.1	0.46	0.58	3.1	2	4.42	8.6	1.36	1.36	0.025	0.01	0.09	7.4
SS12-0237	58.568835	-132.803583	1356.87854	0.0025	0.36	33.93	0.04	20.3	1.73	72.6	235	0.76	0.49	0.03	0.27	4.3	6	7.1	15.3	2.1	4.37	0.025	0.02	0.07	5.2
SS12-0238	58.568463	-132.803155	1357.778076	0.0025	0.31	27.68	0.09	17	0.63	152.6	1394	1.67	0.34	0.23	0.56	6.5	3	4.54	14.9	1.49	1.66	0.025	0.02	0.08	4.1
SS12-0239	58.568366	-132.802155	1354.991943	0.0025	0.89	46.57	0.17	26.8	0.97	296.2	1788	1.92	0.4	0.51	3.38	9.8	4	6	19.9	1.73	2.41	0.025	0.03	0.1	4.8
SS12-0241	58.568535	-132.80133	1357.260132	0.015	1.51	48.12	0.26	32.9	1.3	148.1	754	1.69	0.67	0.54	0.93	17	12	10.8	26.7	3.12	3.27	0.07	0.05	0.08	6.9
SS12-0242	58.568926	-132.800628	1359.165771	0.062	0.85	14.32	0.07	8.4	0.2	238.1	254	0.39	0.19	0.19	0.44	2.3	3	7.14	4	1.65	0.53	0.025	0.02	0.06	0.4
SS12-0243	58.56851	-132.800366	1353.029297	0.0025	0.13	39.86	0.05	22	1.11	257.1	392	0.92	0.58	0.03	0.29	6.4	7	8.08	13.8	1.92	2.87	0.025	0.04	0.05	8.3
SS12-0244	58.567976	-132.800222	1353.80896	0.0025	0.38	44.21	0.03	27.3	1.17	87.6	567	0.86	0.5	0.21	0.27	4.7	5	7.18	16.3	1.93	3.34	0.025	0.02	0.09	5.8
SS12-0245	58.567523	-132.799452	1357.98877	0.0025	0.33	42.22	0.13	25.3	1.07	102.2	952	1.85	0.39	0.65	0.39	7.6	5	5.65	17.4	1.33	2.41	0.025	0.02	0.09	4.4
SS12-0246	58.573863	-132.788559	1909.504517	0.0025	0.17	8.85	0.16	5	0.33	11.9	325	1.82	0.41	0.16	0.66	1.3	2	1.42	5.2	0.45	0.98	0.025	0.01	0.1	1.3
SS12-0247	58.573795	-132.788266	1911.117188	0.0025	0.35	21.08	0.22	11.5	0.53	37.6	517	1.13	0.78	0.28	0.44	6.2	6	5.99	23.9	1.74	1.64	0.025	0.03	0.08	2.9
SS12-0248	58.573142	-132.788035	1897.140747	0.0025	0.15	23.64	0.24	14	0.19	16.6	385	2.34	0.79	0.3	0.58	1.2	1	2.79	5.3	0.55	0.62	0.025	0.01	0.09	0.7
SS12-0249	58.572822	-132.787948	1884.317139	0.0025	0.1	16.25	0.39	9.5	0.16	7.6	273	1.97	0.34	0.16	0.45	0.6	0	1.78	1.5	0.28	0.42	0.025	0.005	0.1	0.3
SS12-0250	58.572385	-132.787859	1880.020142	0.0025	0.19	25.9	0.16	14.3	0.45	24.2	490	2.17	1.11	0.22	0.86	4.4	4	2.85	12.9	1.25	1.5	0.025	0.02	0.1	1.8
SS12-0251	58.572106	-132.787692	1885.372925	0.0025	0.53	27.93	0.06	16.3	0.52	21.7	730	1.63	1.11	0.23	0.66	4	4	4.63	15.3	1.23	1.73	0.025	0.02	0.1	2.5
SS12-0252	58.571652	-132.787423	1874.653809	0.014	0.62	21.83	0.1	10.3	0.27	25.2	996	1.21	0.58	0.28	0.58	11.2	6	4.67	13.8	1.87	1.16	0.025	0.02	0.07	1.5
SS12-0253	58.57128	-132.787193	1872.432565	0.0025	0.29	44.46	0.1	25.2	0.74	18.1	556	2.11	0.59	0.31	0.86	7.1	6	4.68	21.9	2.07	2.69	0.025	0.03	0.1	3.6
SS12-0254	58.570746	-132.786912	1858.819092	0.028	0.56	30.13	0.08	15.6	1.76	162.7	537	1.53	0.51	0.45	2.23	16.8	13	6.64	56.6	4.01	6.01	0.06	0.08	0.07	7.2
SS12-0256	58.570061	-132.786405	1862.147705	0.006	0.16	25.55	0.06	13.6	1.43	43.9	357	1.02	1.04	0.32	0.39	9.4	13	5.64	36.6	3.07	4.45	0.025	0.04	0.06	5.7
SS12-0257	58.569893	-132.786151	1855.044312	0.0025	0.21	45.26	0.12	26.1	0.37	28.7	313	1.68	0.9	0.22	0.66	8	6	4.11	11.3	1.32	1.44	0.025	0.02	0.08	2.5
SS12-0321	58.568969	-132.812516	1146.863159	0.0025	0.54	42.04	0.05	18.9	1.62	232.4	333	1.97	0.4	0.06	0.35	8.4	9	8.03	29.3	4.07	4.1	0.08	0.03	0.23	11.2
SS12-0322	58.569445	-132.812342	1151.906006	0.0025	0.33	28.13	0.05	13.7	1.21	124.3	179	1.37	0.6	0.18	0.54	11.4	9	5.2	17.2	2.36	4.24	0.025	0.03	0.11	10.6
SS12-0323	58.564495	-132.798999	1359.151489	0.0025	0.16	45.76	0.03	24.1	0.76	27.4	385	0.72	0.22	0.12	0.19	3.5	3	3.62	10.2	0.58	1.53	0.025	0.005	0.06	1.6
SS12-0324	58.564605	-132.799836	1352.111694	0.021	0.31	103.48	0.14	45.2	1.28	123.4	2228	6.06	0.4	0.55	0.27	21.8	4	5.84	37.8	1.35	2.51	0.08	0.03	0.1	4.7
SS12-0325	58.565174	-132.800395	1356.210083	0.0025	0.33	46.44	0.06	21.5	1.03	52.2	748	1.87	0.5	0.3	0.89	9.3	8	5.09	25.1	1.63	2.97	0.025	0.02	0.15	6.6
SS12-0326	58.565548	-132.800872	1360.85022	0.0025	0.38	36.09	0.03	18.2	1.37	41.7	411	1.15	0.59	0.1	0.49	10.2	10	4.19	27.7	2.19	5.24	0.025	0.03	0.11	4.4
SS12-0327	58.565777	-132.803294	1254.078979	0.0025	0.57	41.35	0.06	19.4	1.61	168.4	561	3.21	0.5	0.11	0.47	10.2	6	10.26	18.2	2.1	3.52	0.025	0.03	0.14	9.5
SS12-0328	58.565331	-132.803114	1245.323242	0.0025	0.43	50.68	0.05	24.6	0.88	57.3	751	3.2	0.46	0.31	0.59	7	6	8.24	13.8	1.69	2.48	0.025	0.02	0.13	7.7
SS12-0329	58.564975	-132.802749	1257.983276	0.0025	0.4	39.57	0.06	21.7	1.12	43.8	667	2.98	0.54	0.32	0.2	5	8	11.55	13.9	1.93	3.19	0.025	0.02	0.11	8.2
SS12-0330	58.565374	-132.804991	1156.035767	0.0025	0.14	33.8	0.04	16.2	1.43	66.4	390	1.82	0.52	0.09	0.33	8.4	12	3.88	20.4	2.34	4.7	0.025	0.02	0.09	14.1
SS12-0331	58.564923	-132.804892	1165.348389	0.0025	0.32	65.95	0.05	34.2	1.16	44.4	621	1.48	0.73	0.61	0.1	23.2	2	20.21	25.2	1.25	2.67	0.07	0.01	0.1	9
SS12-0332	58.564196	-132.808292	1058.248413	0.0025	0.19	23.75	0.02	10.1	0.97	59.9	797	1.53	0.52	0.32	0.29	11.5	10	11.54	33.8	2.15	3.68	0.025	0.03	0.11	7.1
SS12-0333	58.564698	-132.808223	1064.167847	0.0025	0.42	34.29	0.06	15.8	2.34	647.2	710	2.28	0.44	0.16	0.55	11.2	19	11.92	39.1	3.65	6.65	0.08	0.04	0.13	27.3
SS12-0334	58.56516	-132.808236	1066.709106	0.0025	0.3	23.85	0.04	12.2	2.04	73	102	1.01	0.63	0.05	0.22	4.9	18	2.6	20.6	2.88	4.85	0.025	0.03	0.07	20.3
SS12-0335	58.565072	-132.808948	1037.34021	0.0025	0.26	40.21	0.05	17.2	1.71	96.5	1568	2.09	0.47	0.5	0.76	19.3	14	7.02	35.4	3.17	5.3	0.025	0.04	0.21	17.3
SS12-0337	58.564749	-132.808818	1032.460327	0.005	0.77	45.18	0.05	18.7	2.1	286	1106	2.8	0.52	0.17	1.19	14.5	16	8.82	36.8	3.39	6.47	0.07	0.04	0.15	21.1
SS12-0338	58.564596	-132.809349	1025.945312	0.0025	0.34	40.09	0.12	18.2	1.68	147.9	1156	2.92	0.81	0.82	0.37	18	10	6.32	42.8	4.08	4.65	0.06	0.04	0.18	15.1
SS12-0339	58.564679	-132.810147	1001.255188	0.0025	0.12	41.82	0.05	17	1.06	155.7	555	1.83	0.35	0.14	0.18	11.3	8	6.78	19	2.09	2.71	0.025	0.02	0.1	20.6
SS12-0341	58.564526	-132.81082	981.38385	0.0025	0.08	60.32	0.01	32	1.05	58.6	1064	1.25	0.31	0.28	0.05	5	2	2.11	15.9	1.59	2.11	0.025	0.005	0.1	13.8
SS12-0342	58.564121	-132.811306	964.238831	0.01	0.07	39.49	0.01	16	0.74	173.9	847	1.69	0.31	0.12	0.1	14.9	6	4.17	24.1	2.05	1.81	0.025	0.02	0.08	14.2
SS12-0343	58.563661	-132.810855	958.894409	0.0025	0.28	21.07	0.18	10.8	1.25	60.2	214	0.95	0.44	0.12	0.27	4.6	13	2.74	14.9	2.47	4.28	0.025	0.02	0.09	16.7
SS12-0344	58.564864	-132.811471	963.5	0.0025	0.28	32.09	0.04	16	0.72	144.9	240	1.54	0.4	0.12	0.15	3.5	5	2.2	11.1	1.47	1.62	0.025	0.02	0.11	8.4
SS12-0345	58.564986	-132.81234	970.100891	0.0025	0.14	28.46	0.05	13.3	0.99	177.9	274	1.74	0.41	0.32	0.16	9.3	12	4.9	27	2.65	2.65	0.025	0.02	0.15	11.2
SS12-0346	58.565245	-132.813094	965.352173	0.0025	0.41	56.94	0.11	25.1	2.78	155.1	699	3.86	0.7	0.43	0.59	25.7	17	21.98	58.9	6.82	6.11	0.12	0.04	0.29	27.9
SS12-0347	58.565648	-132.813565	968.387268	0.007	0.2	30.15	0.04	14.8	1.61	84.3	400	2.11	0.64	0.59	0.85	16	16	8.88	29	3.12	5.33	0.025	0.03	0.19	23.6
SS12-0348	58.565985	-132.814167	967.169495	0.02	0.31	50.16	0.12	18.4	1.72	1794.4	1004	3.49	0.25	0.35	0.57	23.1	7	9.96	22.9	2.97	3.82	0.1	0.02	0.2	59.1
SS12-0349	58.566195	-132.815155	964.759583	0.0025	0.27	34.21	0.04	17.2	1.71	207.8	645	2.17	0.62	0.27	0.59	12	14	20.53	28	3.2	5.81	0.06	0.04	0.17	14.2
SS12-0350	58.566552	-132.81585	964.40564	0.0025	0.52	19.83	0.03	9.4	1.76	94	363	1.41	0.54	0.17	0.59	7.1	13	8.26	20.8	2.81	5.82	0.025	0.02	0.14	14.3

SAMPLEID	LATITUDE	LONGITUDE	ELEVATION	Au_ppm	Ag_ppm	Ce_ppm	Hf_ppm	La_ppm	Al_pct	As_ppm	Ba_ppm	Be_ppm	Bi_ppm	Ca_pct	Cd_ppm	Co_ppm	Cr_ppm	Cs_ppm	Cu_ppm	Fe_pct	Ga_ppm	Ge_ppm	In_ppm	K_pct	Li_ppm
SS12-0351	58.566945	-132.81642	965.438965	0.0025	0.13	27.77	0.03	13.8	1.86	160.2	199	1.87	0.5	0.07	0.57	6.5	14	9.28	26	3.33	5.72	0.05	0.03	0.11	20
SS12-0352	58.567536	-132.816546	965.919006	0.0025	0.25	22.13	0.03	10.8	1.8	153.9	166	1.55	0.55	0.08	0.41	6.5	15	7.05	28.5	3.43	5.92	0.025	0.03	0.09	15.9
SS12-0353	58.568026	-132.816685	966.126221	0.0025	0.44	23.23	0.01	11.3	1.86	163.5	194	1.01	0.85	0.16	0.26	7.8	23	2.8	27.4	4.35	8.05	0.06	0.03	0.11	18.8
SS12-0354	58.56858	-132.816935	964.949646	0.0025	0.24	21.7	0.01	11.8	0.65	159.9	253	0.48	0.39	0.27	0.62	3.4	8	3.15	23.9	2.02	3.31	0.025	0.02	0.13	1.5
SS12-0356	58.566245	-132.819713	858.963257	0.0025	0.37	19.93	0.01	9.7	1.36	106.3	198	0.96	0.66	0.38	0.86	8.3	20	1.68	31.7	3.35	6.35	0.025	0.03	0.13	17
SS12-0357	58.565893	-132.819114	857.583923	0.008	0.18	25.18	0.02	11.5	1.63	108.4	67	0.64	0.67	0.14	0.31	9.6	19	1.29	29.5	3.24	5.34	0.025	0.03	0.08	20.3
SS12-0358	58.565567	-132.818502	858.194885	0.009	0.45	45.71	0.07	19.2	2.59	350.2	182	2.22	0.59	0.31	0.53	20.1	69	6.28	31	3.48	6.67	0.08	0.03	0.15	158.8
SS12-0359	58.565183	-132.81794	854.366028	0.0025	0.16	22.05	0.01	11.2	1.17	90.5	151	0.62	0.76	0.24	0.64	8.2	16	1.02	23.9	3.28	6.25	0.025	0.03	0.11	16.7
SS12-0361	58.565031	-132.817036	860.231445	0.0025	0.33	28.11	0.06	14.6	1.57	114.7	120	1.14	0.48	0.14	0.38	8.7	17	2.22	23.6	2.7	4.45	0.025	0.03	0.14	16.5
SS12-0362	58.56462	-132.816862	862.865417	0.011	0.64	20.34	0.04	9.8	1.92	108.8	193	1.33	0.61	0.09	0.18	5.6	15	2.65	25.8	3.1	4.99	0.025	0.03	0.08	24.4
SS12-0363	58.564227	-132.816591	863.363342	0.014	0.53	20.64	0.01	10.2	1.33	107.8	136	0.82	0.7	0.13	0.44	5.9	18	1.4	24.7	3.14	5.41	0.06	0.03	0.09	21.1
SS12-0364	58.564044	-132.815694	864.29718	0.0025	0.23	31.28	0.05	16.4	0.76	112.5	217	1.31	0.33	0.02	0.08	3.9	5	2.27	11.2	1.33	1.77	0.025	0.01	0.07	10
SS12-0365	58.564055	-132.814852	862.72583	0.008	0.5	55.88	0.09	24.1	1.11	488.8	783	3.16	0.33	0.39	0.71	56	5	12.76	69.3	4.6	2.4	0.13	0.03	0.26	25.3
SS12-0366	58.563848	-132.814121	870.297302	0.01	0.83	42.92	0.04	19.8	0.66	1060	1173	2.18	0.24	0.44	0.34	26.3	3	8.92	40	2.76	1.84	0.09	0.02	0.15	8.9
SS12-0367	58.563029	-132.817846	762.399109	0.031	1.04	35.72	0.12	19.6	1.3	327.9	245	1.95	1.31	0.71	0.51	14.1	7	14.29	33.4	3.1	4.23	0.07	0.04	0.15	27.4
SS12-0368	58.563038	-132.818868	744.178589	0.03	0.62	41.91	0.13	25.8	1.4	118.8	202	1.66	0.24	0.56	0.12	12.4	7	16.59	31.2	2.58	4.03	0.07	0.03	0.14	21.7
SS12-0369	58.563408	-132.819461	750.447266	0.014	1.44	25.41	0.07	18.2	1.49	109.5	520	2.27	0.66	0.56	3.13	7.7	18	2.28	81.3	2.18	4.41	0.025	0.03	0.14	25.1
SS12-0370	58.563726	-132.820111	757.911499	0.0025	0.31	22.33	0.03	11.3	1.88	98.2	179	0.75	0.56	0.22	0.66	9	20	2.14	30.6	3.08	7.13	0.025	0.03	0.14	30.5
SS12-0371	58.564005	-132.820777	756.735779	0.006	0.4	22.25	0.01	10.2	1.19	136.9	144	0.94	0.71	0.14	0.97	10.6	15	1.73	29.7	3.09	4.67	0.025	0.03	0.11	14.4
SS12-0372	58.564316	-132.821599	755.945312	0.0025	0.94	20.81	0.01	10.8	1.4	88.7	102	0.44	0.6	0.1	0.77	4.5	18	1.76	36.3	3.06	6.27	0.025	0.03	0.09	8.5
SS12-0373	58.564648	-132.82228	759.565918	0.0025	0.3	19.83	0.01	10.6	0.71	79.5	136	0.34	0.59	0.28	0.58	4.1	13	1	21	2.32	5.88	0.025	0.02	0.1	5.9
SS12-0375	58.564993	-132.822885	761.540161	0.0025	0.23	26.71	0.01	13.6	0.95	95.3	143	1.17	0.52	0.17	0.36	6.1	16	2.12	19.3	2.45	3.72	0.025	0.02	0.09	15.5
SS12-0376	58.56591	-132.809092	1057.298096	0.009	0.41	22.07	0.11	11.8	1	68.7	1208	2.24	0.22	0.56	0.19	8.2	6	5.9	17.6	1.66	2.2	0.025	0.03	0.14	9.9
SS12-0377	58.565919	-132.810079	1054.647339	0.0025	0.17	57.93	0.06	27	1.54	101.2	565	3.15	0.29	0.29	0.18	7.8	8	11.57	22.9	2	3.29	0.05	0.02	0.16	13.4
SS12-0378	58.566043	-132.810974	1058.129517	0.02	0.31	24.87	0.04	11.9	1.32	79.6	318	1.92	0.57	0.2	0.44	15.9	13	7.47	32.2	3.1	4.45	0.025	0.02	0.18	11.4
SS12-0379	58.566359	-132.811765	1056.931763	0.0025	0.44	29.41	0.08	12.2	1.84	180.2	189	1.59	0.54	0.09	0.87	22.6	10	6.97	32.7	5.13	5.01	0.06	0.04	0.29	12.3
SS12-0381	58.566857	-132.812151	1054.795288	0.0025	0.34	37.97	0.15	16	2.32	90.5	483	2.93	0.34	0.52	1.56	25.9	45	6.23	39.1	4.61	8.59	0.08	0.04	0.18	56.1
SS12-0382	58.567067	-132.812635	1055.72522	0.0025	0.25	57.56	0.08	25.6	1.26	34.8	319	4.54	0.32	0.23	0.29	16.4	4	12.25	39.7	3.23	2.19	0.07	0.02	0.14	12.8
SS12-0383	58.567359	-132.813401	1056.693604	0.0025	0.43	19.31	0.09	9	0.88	1774.6	1006	2.34	0.51	0.71	0.99	12.4	8	2.65	37	3.01	2.81	0.06	0.03	0.19	5.6
SS12-0384	58.567725	-132.813992	1061.161499	0.016	0.26	24.41	0.05	10.7	1.04	2123	1074	3.48	0.29	0.27	0.34	13.5	9	7.01	27	3.49	2.77	0.1	0.02	0.15	11.1
SS12-0385	58.568095	-132.814301	1058.626587	0.006	0.56	38.55	0.19	19.4	1.81	289.8	788	5.26	0.46	0.73	1.1	20.2	15	24.11	44.6	3.79	4.59	0.07	0.04	0.17	15.1
SS12-0386	58.568427	-132.814884	1046.519165	0.0025	0.58	20.41	0.05	10.2	1.98	127.5	126	1.65	0.5	0.11	0.3	6.8	16	4.63	27.1	3.31	6.51	0.025	0.03	0.07	18
SS12-0387	58.565603	-132.816382	907.003479	0.0025	0.4	24.75	0.04	14.5	1.74	59.5	304	1.64	0.69	0.4	0.73	11.3	19	2.31	29.3	2.88	7.01	0.025	0.03	0.09	17.6
SS12-0388	58.565394	-132.815641	914.369751	0.005	0.19	22.45	0.02	10	1.41	87.1	137	0.83	0.74	0.18	0.23	7.8	19	1.32	35.4	3.04	6.04	0.025	0.03	0.08	22.4
SS12-0389	58.565005	-132.815159	915.288574	0.0025	0.28	22.77	0.01	11.3	0.88	98.3	159	1.31	0.36	0.08	0.29	5.2	9	1.89	29.2	2.42	3	0.025	0.02	0.1	8.8
SS12-0390	58.564663	-132.814618	908.612366	0.0025	0.32	19.43	0.01	9.9	1.1	66.3	246	0.93	0.8	0.38	0.79	5.3	14	1.74	20.9	2.81	5.25	0.025	0.03	0.11	14.6
SS12-0391	58.564493	-132.81376	913.929871	0.006	0.16	23.93	0.03	10.8	1.46	107.7	164	1.34	0.71	0.18	0.12	8.6	19	1.49	37.7	3.19	5.16	0.025	0.03	0.1	20.2
SS12-0392	58.564443	-132.812956	916.139893	0.007	0.28	64.93	0.1	29.9	1.42	131.7	1340	3.3	0.41	0.7	0.73	38.7	9	19.32	56.5	3.24	3.74	0.09	0.03	0.23	15
SS12-0393	58.563323	-132.816484	799.137024	0.048	0.4	41.31	0.06	18	1.36	1453	325	1.79	0.37	1.22	2.16	40.4	6	16.17	63.1	3.16	5.21	0.08	0.04	0.1	37.9
SS12-0394	58.563355	-132.816896	799.209595	0.022	0.49	40.51	0.11	19.4	1.62	183.4	628	1.89	0.24	1.75	0.58	26.5	10	6.61	70.1	3.42	5.77	0.025	0.04	0.14	34.4
SS12-0396	58.563823	-132.8173	817.064514	0.014	0.58	25.6	0.02	12.4	1.18	97.4	151	0.91	0.5	0.11	0.36	6.6	15	1.71	23.8	2.64	4.3	0.025	0.03	0.09	13.6
SS12-0397	58.56407	-132.818133	811.608459	0.0025	0.44	26.31	0.02	13.2	1.04	109.8	130	1.15	0.45	0.12	0.18	6.3	13	1.03	28.8	2.5	3.68	0.025	0.02	0.09	14.8
SS12-0398	58.564489	-132.818605	809.204407	0.0025	0.23	20.22	0.01	11	0.66	61	419	0.76	0.54	0.39	0.83	10.5	10	0.75	19.2	2.01	4.13	0.025	0.02	0.15	7.6
SS12-0399	58.564741	-132.819414	807.596436	0.0025	0.5	34.86	0.05	23.3	1.32	98.4	275	1.93	0.45	0.37	0.37	8.4	13	1.63	31.2	2.26	3.87	0.025	0.02	0.11	25.3
SS12-0401	58.565009	-132.820172	805.911377	0.0025	0.65	18.75	0.05	9.5	1.49	109.8	172	0.55	0.84	0.08	0.45	6.2	18	2.12	28.3	3.6	6.35	0.025	0.03	0.06	6.6
SS12-0402	58.56542	-132.820578	808.583862	0.01	1.25	28.22	0.06	16.5	2.08	131.1	394	2.06	1.2	0.58	1.4	14.5	23	2.3	52.1	3.58	6.31	0.05	0.05	0.13	45.2
SS12-0001	58.573284	-132.800194	1657.220459	0.015	0.35	37.66	0.1	22.6	0.61	158.8	786	1.83	0.46	0.22	0.24	5	2	8.88	9.3	1.31	1.29	0.025	0.01	0.11	8.7
SS12-0002	58.573416	-132.799405	1663.676758	0.03	0.24	43.51	0.03	25	0.52	180.7	925	1.84	0.47	0.16	0.33	2.7	3	6.77	10.4	1.39	1.31	0.025	0.01	0.15	6.1
SS12-0003	58.573498	-132.798568	1664.883301	0.051	0.27	45.1	0.03	25.6	0.57	368.7	604	1.89	0.19	0.12	0.33	3.4	3	7.86	10.3	1.82	1.26	0.025	0.01	0.13	11
SS12-0004	58.573577	-132.797732	1666.095093	0.023	0.17	15.54	0.04	9.4	0.58	207.6	1056	2.09	0.28	0.26	0.51	2.2	3	9.48	10	1.13	1.28	0.025	0.01	0.12	8.3
SS12-0005	58.573644	-132.796845	1661.303223	0.055	0.69	38.72	0.04	20.5	0.82	120.4	1427	3.04	1.36	0.21	1.76	7	4	18.2	18.8	2.71	2.48	0.05	0.04	0.11	12.8
SS12-0006	58.573481	-132.795959	1664.851807	0.023	1.23	21.96	0.08	13.8	0.47	148.6	489	1.87	0.43	0.26	0.85	3.2	2	4.29	12.5	1.18	1.07	0.025	0.08	0.11	5.1
SS12-0007	58.573055	-132.795757	1663.05603	0.009	0.23	32.95	0.03	16.9	1.37	56.5	351	1.59	0.6	0.23	0.58	7.4	11	5.55	27.1	2.75	3.82	0.025	0.03	0.09	8.6
SS12-0008	58.572619	-132.795907	1660.145386	0.009	0.92	39.69	0.05	25.4	0.61	57.8	320	1.39	1.26	0.14	0.45	4.5	6	3.94	17	1.9	1.84	0.025	0.02	0.08	7
SS12-0009	58.572182	-132.79547	1655.717896	0.008	0.21	34.52	0.03	17.8	0.72	65.4	328	1.28	0.52	0.12	0.58	5	6	4.46	15.1	1.73	2.11	0.025	0.02	0.07	5.7
SS12-0010	58.571749	-132.795347	1662.771362	0.022	0.19	28.63	0.05	15.9	0.36	43.3	504	1.53	0.34	0.14	0.47	2.9	2	1.95	7.7	0.96	0.99	0.025	0.005	0.09	3.8
SS12-0011	58.571361	-132.794745	1661.342651	0.022	0.39	32.69	0.08	17.7	0.5	118.2	725	1.74	0.46	0.22	0.72	4.7	2	4.62	9.4	1.5	1.21	0.025	0.02	0.12	7.7
SS12-0012	58.571101	-132.79407	1660.805908	0.017	0.36	49.51	0.05	29.1	0.71	185.2	710	2.05	0.78	0.25	0.48	7.2	3	8.77	18.9	1.95	1.47	0.025	0.02	0.12	8.1
SS12-0013	58.570814	-132.793397	1659.189697	0.049	0.87	40.52	0.12	23.1	0.72	248.9	1081	2.24	0.73	0.6	0.58	18.1	4	8.49	31.2	4.21	1.95	0.06	0.03	0.12	6.5
SS12-0014	58.570602	-132.792629	1658.144287	0.031	0.63	40.27	0.05	22.6	0.55	849.2	798	1.59	0.38	0.27	0.37	7.3	2	8.93	14.4	2.09	1.45	0.025	0.02	0.13	5.1
SS12-0016	58.570195	-132.792114	1652.684326	0.0025	0.63	30.21	0.04	18.1	0.65	61.3	654	1.7	0.57	0.22	0.76	3.6	3	6.16	11.3	1.58	1.42	0.025	0.03	0.1	5.4

SAMPLEID	LATITUDE	LONGITUDE	ELEVATION	Au_ppm	Ag_ppm	Ce_ppm	Hf_ppm	La_ppm	Al_pct	As_ppm	Ba_ppm	Be_ppm	Bi_ppm	Ca_pct	Cd_ppm	Co_ppm	Cr_ppm	Cs_ppm	Cu_ppm	Fe_pct	Ga_ppm	Ge_ppm	In_ppm	K_pct	Li_ppm
SS12-0017	58.569758	-132.792012	1657.29126	0.029	1.11	37.05	0.08	20.3	0.96	265.3	1097	2.03	0.88	0.25	1.1	13.3	10	12.53	31.6	3.73	2.33	0.06	0.05	0.12	7.2
SS12-0018	58.569369	-132.791591	1670.465576	0.01	0.27	19.66	0.04	11.5	0.29	78.5	265	1.01	0.43	0.14	0.13	2	3	2.7	6.4	1.37	0.9	0.025	0.01	0.12	2.1
SS12-0019	58.569001	-132.792156	1664.061523	0.0025	0.15	26.45	0.12	14.5	0.2	11.7	232	1.51	0.39	0.14	0.54	1.9	1	2.4	4	0.47	0.41	0.025	0.005	0.08	0.8
SS12-0021	58.568688	-132.792511	1659.296753	0.007	0.14	24.86	0.24	15.4	0.85	15.5	558	2.95	0.52	0.12	0.27	3.2	5	1.66	10.5	1.24	1.63	0.025	0.01	0.09	2.4
SS12-0022	58.568289	-132.791846	1663.77356	0.006	0.1	44.27	0.08	25.4	0.3	6.8	354	1.83	0.75	0.14	0.25	1.8	2	1.37	5.8	0.9	1.02	0.025	0.01	0.09	1
SS12-0023	58.567911	-132.791314	1661.344238	0.0025	0.15	41.81	0.13	23.4	0.25	12.8	384	2.24	0.42	0.17	0.38	2.2	2	1.62	4.8	0.83	0.91	0.025	0.01	0.08	1
SS12-0024	58.567458	-132.791423	1660.331787	0.0025	0.04	45.85	0.07	22.7	0.47	5.6	450	2.33	0.11	2.5	0.14	10	7	4.97	18.4	4.22	1	0.025	0.04	0.21	0.8
SS12-0025	58.567018	-132.791329	1663.547485	0.0025	0.1	53.13	0.06	33.8	0.68	23.8	308	2.06	0.67	0.2	0.16	4.6	9	1.95	10.1	1.78	2.13	0.025	0.02	0.09	4.3
SS12-0026	58.566943	-132.79028	1709.221802	0.0025	0.09	57.21	0.1	33.2	0.6	19.6	328	1.81	0.4	0.24	0.28	6	12	1.06	8.3	1.8	2.04	0.025	0.02	0.11	5.4
SS12-0027	58.56744	-132.790353	1710.152222	0.009	0.11	52.39	0.07	29.3	0.61	16.2	304	1.93	0.5	0.26	0.28	7.8	19	1.85	11.4	2.33	2.34	0.025	0.02	0.09	7.1
SS12-0028	58.567933	-132.790186	1712.68103	0.007	0.17	49.87	0.31	28.9	0.28	13.2	401	3.05	0.41	0.22	0.46	2.1	2	1.69	3.8	0.84	0.86	0.025	0.01	0.1	0.9
SS12-0029	58.575333	-132.797549	1800.509277	0.036	0.19	65.66	0.1	32.5	2.23	50.1	701	2.06	0.25	1.12	0.28	21.2	47	9.54	24.4	5.93	5.48	0.1	0.05	0.2	37.6
SS12-0030	58.575348	-132.796818	1803.589111	0.021	0.18	49.21	0.07	26.9	0.56	76.1	488	1.13	0.29	0.22	0.31	4.7	4	7.02	6.9	1.85	1.59	0.025	0.02	0.09	9.6
SS12-0031	58.575245	-132.796043	1802.526489	0.028	0.49	55.23	0.08	29.8	0.49	84.3	655	1.6	0.72	0.17	0.5	6.5	6	5.77	8.1	1.96	1.44	0.025	0.02	0.11	10
SS12-0032	58.575154	-132.795309	1802.761108	0.09	0.33	20.09	0.02	9.8	0.36	967.7	444	1.46	0.25	0.09	0.42	4.2	3	8.33	6.9	1.96	0.79	0.025	0.02	0.13	5.1
SS12-0033	58.574911	-132.79453	1800.564941	0.014	0.6	22.09	0.08	15.3	0.81	70.3	645	2.1	0.82	0.32	0.67	5.8	6	6.55	16.9	2.74	1.96	0.025	0.03	0.12	7.6
SS12-0034	58.574638	-132.793751	1794.314331	0.033	0.4	19.08	0.06	11.4	0.57	62.5	631	1.66	0.35	0.22	0.35	3.9	4	9.05	8.6	2.01	1.42	0.025	0.02	0.12	7.1
SS12-0035	58.574098	-132.792746	1797.187866	0.007	0.19	29.16	0.05	17.2	0.33	20.2	274	1.87	0.35	0.16	0.19	1.5	2	1.86	5	0.7	0.84	0.025	0.01	0.09	2
SS12-0037	58.573719	-132.792002	1803.99585	0.0025	0.24	20.2	0.09	11.6	0.35	23.4	320	1.56	0.48	0.15	0.53	2.7	3	1.78	7.2	1.24	0.96	0.025	0.02	0.08	2.7
SS12-0038	58.573537	-132.791946	1797.646973	0.01	0.4	22.49	0.07	14.1	0.57	47.1	319	1.48	0.52	0.18	0.25	3.3	8	2.95	12.2	1.55	1.5	0.025	0.02	0.09	4.9
SS12-0039	58.573136	-132.791819	1806.108276	0.053	3.75	37.86	0.08	19.1	0.74	322.5	1142	1.93	0.74	0.44	2.49	15.5	6	9.28	31.9	3.36	2.13	0.025	0.16	0.1	8.3
SS12-0041	58.572955	-132.791778	1809.331299	0.042	6.09	38.51	0.12	21.3	0.78	289.3	739	1.97	0.82	0.36	1.77	11.7	6	5.66	27.6	2.89	2.12	0.025	0.14	0.1	11.8
SS12-0042	58.572703	-132.791881	1803.86731	0.018	0.43	35.66	0.04	20	0.55	26.1	336	1.41	7.64	0.2	0.46	3.4	7	1.99	10.9	1.38	1.65	0.025	0.04	0.08	3.7
SS12-0043	58.572483	-132.791861	1803.32373	0.079	0.38	40.78	0.11	25.8	0.72	50.1	768	1.74	0.45	0.35	0.3	7	5	8.96	44.2	2.2	1.82	0.025	0.03	0.12	7.3
SS12-0044	58.572255	-132.79181	1802.465576	0.012	1.05	51.53	0.08	30.7	0.73	20.9	313	2.08	1.67	0.24	1.6	4.3	5	5.23	17.2	1.75	2.38	0.025	0.03	0.08	4.3
SS12-0045	58.572065	-132.791524	1796.759155	0.024	0.72	51.33	0.07	28.4	0.48	31	327	1.94	1.09	0.2	2.28	3.5	3	1.87	11.2	1.53	1.67	0.025	0.03	0.07	5.2
SS12-0046	58.572097	-132.790893	1795.914062	0.019	0.52	25.04	0.09	14	0.3	57.7	566	1.15	1.37	0.15	1.19	3.1	3	1.22	9.3	1.27	1.04	0.025	0.05	0.08	2.5
SS12-0047	58.571836	-132.789931	1801.201416	0.008	0.33	24.45	0.1	13.5	0.29	16.8	349	1.96	0.62	0.2	0.73	3.6	7	1.59	8.6	1.27	0.96	0.025	0.02	0.09	1.6
SS12-0048	58.571428	-132.789537	1803.695068	0.017	0.44	27.88	0.12	15.6	0.29	24.5	367	1.35	0.64	0.22	0.74	4.6	3	2.04	10.3	1.74	0.92	0.025	0.03	0.09	2.2
SS12-0049	58.570959	-132.7895	1780.363403	0.028	0.42	39.65	0.09	22.4	0.38	22.5	385	1.25	0.82	0.28	0.51	5	4	3.4	27.7	2.16	1.22	0.025	0.03	0.1	2.1
SS12-0050	58.570781	-132.788819	1798.509521	0.02	0.5	38.71	0.08	21.1	0.42	22.6	489	1.33	0.97	0.31	0.87	6.2	3	4.23	24.9	2.33	1.27	0.025	0.04	0.1	2.7
SS12-0051	58.570587	-132.788659	1800.961792	0.009	0.29	32.72	0.08	18.8	0.55	27.2	731	1.27	0.52	0.28	0.46	6.1	3	7.4	16.7	1.83	1.54	0.025	0.02	0.11	3.3
SS12-0052	58.570228	-132.788479	1805.327637	0.014	0.3	41.4	0.17	23.7	0.39	12.1	475	1.56	0.67	0.22	1.07	3.9	3	4.52	13.5	1.6	1.19	0.025	0.03	0.09	2.2
SS12-0053	58.569769	-132.788535	1808.00708	0.005	0.14	31.45	0.12	17.5	0.25	10.1	339	1.68	0.41	0.18	0.7	1.8	2	1.73	5.8	0.85	0.83	0.025	0.01	0.08	1.2
SS12-0054	58.569246	-132.788626	1806.607788	0.0025	0.16	39.49	0.13	21.5	0.21	7.8	339	1.66	0.62	0.16	0.8	2.5	3	2.65	6.6	0.93	0.79	0.025	0.01	0.07	1.4
SS12-0055	58.568365	-132.788727	1784.281494	0.007	0.15	54.1	0.07	32.6	0.31	15.2	401	1.38	0.38	0.17	0.39	2.9	4	2.05	6.9	1	1.04	0.025	0.005	0.09	2
SS12-0057	58.567981	-132.788324	1791.70874	0.01	0.13	32.1	0.04	16.9	1.51	76.7	303	1.29	1.81	0.18	0.46	8.3	17	2.43	24.1	2.98	4.37	0.025	0.03	0.07	11
SS12-0058	58.568124	-132.78772	1798.904785	0.01	0.14	51.53	0.03	26.4	0.67	48.5	323	1.63	0.32	0.31	0.32	15.6	18	2.53	19.8	3.91	2.24	0.05	0.03	0.11	7.9
SS12-0059	58.567858	-132.78674	1797.958374	0.0025	0.13	27.18	0.04	17.2	0.58	11.3	371	2.36	0.61	0.16	0.19	2.4	4	2.02	8.2	1.07	1.49	0.025	0.01	0.09	3.3
SS12-0061	58.567819	-132.789273	1753.349121	0.0025	0.1	69.42	0.19	37.1	0.47	15.1	445	2.81	0.49	0.33	0.21	6.9	15	3.8	8.9	2.03	2.08	0.025	0.02	0.12	7.5
SS12-0062	58.567441	-132.789494	1753.333252	0.0025	0.05	68.12	0.05	42.2	0.41	6.1	191	1.69	0.27	0.17	0.12	1.7	4	1.79	4.6	0.77	1.29	0.025	0.005	0.12	2
SS12-0063	58.568117	-132.789333	1757.82312	0.0025	0.14	42.21	0.12	22	0.31	34.1	498	1.54	0.53	0.19	0.5	4.4	5	1.83	7.1	1.28	1.07	0.025	0.01	0.08	2.5
SS12-0064	58.568553	-132.789801	1753.218994	0.006	0.44	37.26	0.18	22.9	0.66	24.4	1021	2.25	0.57	0.57	0.62	8.8	8	7.05	23.3	2.47	1.74	0.025	0.02	0.12	3.1
SS12-0065	58.568955	-132.789851	1754.001587	0.016	0.25	32.52	0.12	16	0.33	25.7	203	1.32	0.41	0.1	0.54	3.2	4	3.25	7.1	2.24	1.04	0.025	0.02	0.2	2.5
SS12-0066	58.569364	-132.789607	1753.331177	0.0025	0.1	29.66	0.19	16.2	0.24	14.2	328	1.12	0.39	0.17	0.54	2.3	3	1.4	6	0.94	0.85	0.025	0.005	0.07	1.9
SS12-0067	58.56974	-132.789859	1749.279541	0.0025	0.15	31.91	0.11	18.5	0.28	15.2	425	1.65	0.34	0.22	0.58	3.5	2	2.79	8.4	1.33	0.99	0.025	0.01	0.09	1.7
SS12-0068	58.570155	-132.78959	1755.974976	0.0025	0.25	33.23	0.19	18.7	0.27	13.3	538	1.3	0.82	0.18	0.59	2.4	2	3.56	8.8	1.1	0.81	0.025	0.01	0.09	1.4
SS12-0069	58.570355	-132.789765	1755.57251	0.012	0.36	43.94	0.12	24.8	0.4	14.4	417	1.55	1.53	0.22	0.64	3.7	3	3.35	14.1	1.8	1.37	0.025	0.02	0.09	2.5
SS12-0070	58.57082	-132.789868	1760.359131	0.011	0.36	59.8	0.12	34.3	0.63	16.4	970	1.98	0.92	0.28	0.58	9	4	15.49	40.9	3.46	1.75	0.025	0.03	0.12	2.8
SS12-0071	58.571078	-132.790266	1753.472168	0.008	0.31	33.38	0.11	17.1	0.38	22.6	446	1.27	0.6	0.3	0.61	6.9	3	4.12	18	2.39	1.09	0.025	0.03	0.1	3.1
SS12-0072	58.571464	-132.790606	1752.207886	0.006	0.27	35.13	0.18	19.9	0.26	27.6	380	1.75	1.23	0.21	0.49	2.8	1	3.44	8.7	1.03	0.71	0.025	0.02	0.1	2.1
SS12-0073	58.571741	-132.791243	1762.569702	0.014	0.47	45.24	0.15	26.4	0.41	18.5	397	1.19	0.65	0.17	0.9	3.6	2	3.41	11.3	1.49	1.13	0.025	0.02	0.08	6
SS12-0074	58.571579	-132.791896	1751.358154	0.017	1.98	39.15	0.12	24	0.51	21	585	1.84	1.94	0.3	1.76	5.9	2	8.32	18.9	1.53	1.26	0.025	0.1	0.11	4.4
SS12-0075	58.571578	-132.792273	1742.857056	0.013	0.76	38.7	0.22	25	1.14	33.3	1144	1.84	0.85	0.41	0.85	8.1	5	13.68	21.8	2.65	2.72	0.025	0.05	0.14	12.7
SS12-0077	58.571946	-132.792677	1745.696655	0.007	0.39	40.3	0.07	23.6	0.37	18	475	1.49	0.87	0.22	0.79	2.5	8	2.36	8.7	1.14	1	0.025	0.02	0.1	2.6
SS12-0078	58.572202	-132.79277	1756.863525	0.021	0.33	47.1	0.11	26.2	0.57	31.1	500	1.6	1.09	0.29	1.13	5.3	6	4.03	21.9	1.79	1.72	0.025	0.02	0.1	5.2
SS12-0079	58.572451	-132.792885	1759.385376	0.013	0.37	33.13	0.11	19.5	0.85	185.7	665	1.49	0.98	0.35	0.28	7	5	7.47	21.2	2.2	1.94	0.025	0.02	0.11	10.8

SAMPLEID	Mg_pct	Mn_ppm	Mo_ppm	Na_pct	Nb_ppm	Ni_ppm	P_ppm	Pb_ppm	Rb_ppm	Re_ppm	S_pct	Sb_ppm	Sc_ppm	Se_ppm	Sn_ppm	Sr_ppm	Ta_ppm	Te_ppm	Th_ppm	Ti_pct	Tl_ppm	U_ppm	V_ppm	W_ppm	Y_ppm	Zn_ppm	Zr_ppm
SS12-0089	0.06	955	4.69	0.005	0.06	2.8	255	49.5	7	0.005	0.01	7.8	0.8	0.1	0.1	25.8	0.005	0.01	7.5	0.0025	0.12	4.19	3	0.87	4.6	46	5.9
SS12-0090	0.29	1994	2.72	0.005	0.07	7.8	914	60.3	8.2	0.005	0.02	3.3	2.6	0.3	0.1	28.6	0.005	0.01	8.7	0.0025	0.11	1.89	15	0.87	8.44	57	4.9
SS12-0091	0.29	2500	6.47	0.005	0.07	7	732	70.9	7.2	0.005	0.01	3.67	2.2	0.2	0.1	26.2	0.005	0.03	7.6	0.0025	0.14	2.28	15	0.71	8.56	50	4.5
SS12-0092	0.09	1923	6.76	0.005	0.09	3	259	64.5	6.4	0.005	0.01	3.88	0.9	0.1	0.1	23.5	0.005	0.02	4.7	0.0025	0.14	1.89	6	0.38	5.28	36	1.8
SS12-0093	0.03	230	5.1	0.005	0.06	0.9	94	81.8	4.8	0.005	0.005	2.96	0.4	0.1	0.1	30.6	0.005	0.03	3.1	0.0025	0.05	1	2	0.39	1.42	24	2.3
SS12-0094	0.34	1648	5.44	0.01	0.19	12.6	533	96.1	8.4	0.005	0.03	4.31	2.3	0.5	0.1	30.9	0.005	0.07	3.3	0.0025	0.13	2.26	28	0.45	10.34	119	3.9
SS12-0096	0.11	2434	4.73	0.005	0.13	3.8	301	139.8	6	0.005	0.02	5.62	1.3	0.1	0.1	25.5	0.005	0.03	2.9	0.0025	0.12	1.46	10	0.61	6.09	44	1.8
SS12-0097	0.2	1933	4.52	0.005	0.1	7.7	558	68.2	8.4	0.005	0.02	5.5	2	0.3	0.1	34	0.005	0.02	5.9	0.0025	0.17	2.44	13	1.01	7.6	69	2.7
SS12-0098	0.06	1485	6.28	0.005	0.07	2.2	204	93.3	8.1	0.005	0.01	3.77	1	0.1	0.1	23.4	0.005	0.02	6.4	0.0025	0.16	2.56	4	0.35	4.76	74	6.8
SS12-0099	0.04	2284	7.99	0.005	0.1	1.2	216	69.7	7.4	0.005	0.02	4.22	0.9	0.3	0.1	31.8	0.005	0.02	5.5	0.0025	0.14	3.06	3	0.31	5.9	62	3.6
SS12-0100	0.04	849	9.68	0.005	0.13	1.8	204	53.5	6.6	0.005	0.04	5.28	0.7	0.1	0.1	31.1	0.005	0.02	2.9	0.0025	0.15	2.7	4	0.21	3.01	44	1.4
SS12-0101	0.07	1283	4.88	0.005	0.11	2	266	44	5.1	0.005	0.005	2.41	0.8	0.3	0.1	13.8	0.005	0.01	4.4	0.0025	0.1	2.04	7	0.26	4.35	47	2.8
SS12-0103	0.14	2432	4.9	0.005	0.17	4.9	804	72.2	6.9	0.005	0.03	5.75	3.2	0.4	0.1	34.5	0.005	0.04	2.9	0.0025	0.14	3.55	25	0.56	10.64	108	3.4
SS12-0104	0.16	2547	5.13	0.005	0.21	6.1	403	88.2	5.8	0.005	0.03	4.73	2.2	0.4	0.1	28.3	0.005	0.07	3.2	0.009	0.12	3.04	22	0.27	9.64	88	3
SS12-0105	0.08	1490	3.43	0.005	0.13	3	344	64.1	6.6	0.005	0.02	6.1	1.1	0.3	0.1	27.7	0.005	0.04	3.5	0.0025	0.15	2.34	11	0.26	6.5	58	1.4
SS12-0106	0.13	1956	3.21	0.005	0.11	4.6	312	75.5	6.8	0.005	0.03	6.94	1.5	0.2	0.1	49	0.005	0.04	5.1	0.0025	0.16	2.36	12	0.19	5.9	71	4.3
SS12-0107	0.13	3896	4.84	0.005	0.14	3.9	175	504.8	7.4	0.005	0.005	2.24	1.6	0.3	0.1	29.9	0.005	0.05	5.2	0.0025	0.08	2.27	17	0.25	5.58	217	3.1
SS12-0108	0.08	1492	2.14	0.005	0.13	3.8	188	45.9	7	0.005	0.01	1.37	1.3	0.2	0.1	19.8	0.005	0.03	4.4	0.0025	0.1	2.65	7	0.17	7.01	31	6.1
SS12-0109	0.06	1147	1.43	0.005	0.07	2.2	244	41.9	7	0.005	0.01	1.05	1	0.1	0.1	19.4	0.005	0.01	7.4	0.0025	0.08	1.75	5	0.3	4.91	31	9
SS12-0110	0.11	1346	1.15	0.01	0.09	4.3	235	60	6.7	0.005	0.005	1.12	1.3	0.1	0.1	20.3	0.005	0.04	5.3	0.0025	0.08	1.6	12	0.15	5.36	55	3.8
SS12-0111	0.13	1460	1.42	0.005	0.06	5.5	734	40.8	6.2	0.005	0.01	2.53	4.1	0.3	0.1	32	0.005	0.04	7	0.0025	0.12	1.91	32	0.66	8.29	73	3.3
SS12-0112	0.16	3021	8.21	0.005	0.12	4.8	340	246.3	5.8	0.005	0.01	2.95	1.5	0.2	0.1	32.3	0.005	0.05	3.5	0.0025	0.19	2.22	18	0.17	5.57	203	1.5
SS12-0113	0.11	1554	3.07	0.005	0.14	4	272	52.7	5.8	0.005	0.03	2.17	1.2	0.3	0.1	21.4	0.02	0.05	3.9	0.0025	0.09	1.59	13	0.15	6	43	1.7
SS12-0114	0.2	3089	9.37	0.01	0.16	6.1	431	257.3	6.2	0.005	0.02	4.14	2.9	0.3	0.1	45.3	0.005	0.11	6.7	0.006	0.09	2.19	22	0.23	9.94	236	4.3
SS12-0081	0.28	2128	5.58	0.01	0.2	8.8	547	91.4	7.4	0.005	0.03	2.47	2	0.4	0.1	23.8	0.005	0.16	2.5	0.008	0.13	2.29	31	0.24	8.68	117	1.2
SS12-0082	0.38	1853	5.34	0.01	0.28	12.7	655	100	8.6	0.005	0.02	2.2	3.1	0.4	0.2	25.7	0.005	0.13	2.2	0.012	0.11	2.42	47	0.22	9.04	138	1.8
SS12-0083	0.22	2087	13.7	0.01	0.2	8.3	417	187.3	7.2	0.005	0.02	3.21	2.1	0.4	0.1	26.3	0.005	0.07	3.5	0.009	0.17	2.76	23	0.23	9.08	260	2.1
SS12-0084	0.08	1287	4.27	0.005	0.12	4.2	308	54.5	5.5	0.005	0.01	2.84	1.1	0.2	0.1	18.5	0.005	0.03	3.9	0.0025	0.1	2.51	8	0.26	5.93	60	2.5
SS12-0085	0.05	967	3.63	0.005	0.09	1.7	217	47.9	5.2	0.005	0.005	4.17	0.7	0.1	0.1	16.3	0.005	0.02	4.1	0.0025	0.1	2.24	6	0.25	3.72	45	2.8
SS12-0086	0.05	1017	3.16	0.005	0.16	1.1	156	56.9	6.3	0.005	0.005	2.19	0.8	0.1	0.1	13.5	0.005	0.03	3.5	0.0025	0.1	2.18	4	0.34	3.93	57	2.2
SS12-0087	0.03	831	6.09	0.005	0.07	1.1	201	62.2	6.1	0.005	0.005	4.11	0.7	0.1	0.1	17.9	0.005	0.01	5.4	0.0025	0.15	3.13	2	0.24	3.71	51	6.3
SS12-0088	0.05	1642	3.53	0.005	0.07	1.1	189	52.6	9.5	0.005	0.01	3.5	1.1	0.2	0.1	28	0.005	0.02	10.4	0.0025	0.12	2.81	3	0.32	6.56	35	10.2
SS12-0258	0.16	1608	6.38	0.01	0.12	5.4	421	68	5.1	0.005	0.01	2.36	2	0.1	0.1	29.2	0.005	0.02	9	0.007	0.09	3.53	19	0.54	5.97	54	6.2
SS12-0259	0.11	1184	3.28	0.01	0.11	4.5	317	58	4.6	0.005	0.005	1.78	1.5	0.1	0.1	21.5	0.005	0.05	6	0.0025	0.06	2.03	10	0.23	4.68	32	4.5
SS12-0261	0.06	2934	7.67	0.005	0.05	2.1	245	240.9	4.6	0.005	0.005	3.99	1.2	0.1	0.1	31.8	0.005	0.04	8.8	0.0025	0.1	3.79	4	0.37	4.34	85	7.1
SS12-0262	0.005	0	13.54	0.005	0.07	5.5	2	0.6	5.8	0.005	0.005	14.94	2.7	0.1	0.1	43.4	0.005	0.24	11.8	0.0025	0.07	4.91	0	0.22	10.23	346	5.8
SS12-0263	0.21	1771	4.95	0.01	0.28	12.5	837	70	8.7	0.005	0.05	2.57	2.3	0.1	0.1	25.1	0.005	0.07	2.4	0.0025	0.13	2.43	24	0.38	11.78	76	1.1
SS12-0264	0.25	1511	8.06	0.01	0.4	11.1	1751	60.7	11	0.005	0.08	2.57	2.3	0.1	0.3	28.4	0.005	0.1	1.8	0.0025	0.18	3.17	35	0.21	14.76	88	3.8
SS12-0265	0.21	1911	3.8	0.005	0.16	8.8	878	46.5	6.1	0.005	0.02	2.4	2.6	0.1	0.1	24.2	0.005	0.14	2.3	0.0025	0.09	2.14	27	0.28	12.06	61	1
SS12-0266	0.005	1	3.05	0.005	0.13	17.8	2	13.4	5	0.005	0.005	3.97	2.3	0.1	0.1	16.7	0.005	0.05	4.4	0.0025	0.12	2.19	0	0.4	6.93	102	1.3
SS12-0267	0.12	2361	3.63	0.01	0.21	6.1	418	67.7	7.4	0.005	0.02	1.93	1.8	0.3	0.1	19.2	0.005	0.005	2.4	0.0025	0.07	2.53	15	0.26	8.06	51	1.5
SS12-0268	0.19	1184	4.88	0.01	0.21	16.8	662	66.9	11.3	0.005	0.03	2.96	2.2	0.5	0.1	17.8	0.005	0.005	2.5	0.0025	0.11	1.85	25	0.51	6.71	84	0.6
SS12-0269	0.29	1756	3.93	0.01	0.26	13.8	583	70.4	9.1	0.005	0.03	2.01	2.7	0.7	0.1	23.2	0.005	0.06	3.2	0.006	0.09	3.29	31	0.59	12.92	77	1.5
SS12-0270	0.3	1499	3.52	0.01	0.26	14	698	64.7	11.4	0.005	0.03	1.95	2.3	0.7	0.2	20	0.005	0.08	2.2	0.0025	0.12	2.3	35	0.4	10.27	82	1.2
SS12-0271	0.38	1285	3.31	0.01	0.21	20.4	1198	49.4	14.1	0.005	0.04	1.91	4.3	0.5	0.3	36.9	0.005	0.03	1.6	0.0025	0.16	1.56	54	0.39	8.08	105	1.3
SS12-0272	0.25	1213	2.64	0.01	0.24	15.4	667	49.1	10.6	0.005	0.03	2.38	2.1	0.5	0.1	14.1	0.005	0.06	1.6	0.0025	0.13	1.25	38	0.44	5.18	73	1.1
SS12-0273	0.46	2037	2.48	0.01	0.21	31.5	1149	47.8	11.6	0.005	0.03	2.27	6.4	0.9	0.2	35	0.005	0.01	2.1	0.007	0.14	1.6	66	0.51	12.18	98	0.7
SS12-0274	0.17	1762	10.53	0.005	0.33	8.2	697	84.2	16	0.005	0.03	4.52	1.2	0.4	0.2	21.3	0.005	0.005	2.5	0.0025	0.21	1.51	31	0.3	3.27	90	1
SS12-0276	0.24	872	5.26	0.005	0.53	10.1	644	61.6	14.7	0.005	0.03	2.15	1.4	0.3	0.3	22.8	0.005	0.005	2.1	0.0025	0.14	1.83	38	0.37	4.29	105	1
SS12-0277	0.28	496	6.38	0.005	0.52	12.5	545	53.4	12.6	0.005	0.03	1.66	1.7	0.2	0.3	14.6	0.005	0.005	3	0.0025	0.15	1.03	40	0.22	2.44	105	0.8
SS12-0278	0.33	601	6.31	0.01	0.55	14	880	91.9	14.7	0.005	0.05	2	2.7	0.6	0.3	13.1	0.005	0.005	2.9	0.0025	0.25	2.91	41	0.29	8.63	103	2.6
SS12-0279	0.26	3172	9.17	0.01	0.38	14	1174	126	18.2	0.005	0.05	2.3	3.3	0.6	0.3	39.4	0.005	0.02	3.3	0.0025	0.19	2.4	39	0.26	8.98	143	1.2
SS12-0281	0.26	267	5.8	0.01	0.25	10.6	204	41.7	9.5	0.005	0.01	1.69	1.5	0.2	0.1	14.2	0.005	0.005	2.6	0.0025	0.14	0.83	34	0.15	2.21	58	0.9
SS12-0282	0.18	693	8.87	0.01	0.14	11.2	195	40.1	7.6	0.005	0.06	4.39	3.3	0.6	0.1	18.6	0.005	0.005	4.3	0.0025	0.16	1.65	29	0.17	10.65	74	1.3
SS12-0283	0.07	2711	30.82	0.005	0.22	4.1	540	247.3	6.8	0.005	0.03	10.31	1.5	0.6	0.1	43.9	0.005	0.005	4.6	0.0025	0.18	4.21	7	0.5	9.47	142	3
SS12-0284	0.07	2373	22.77	0.005	0.19	4.4	451	128.4	14.8	0.005	0.03	6.73	1.4	0.7	0.1	57.8	0.005	0.005	4.1	0.0025	0.34	3.51	7	0.24	11.39	132	3.2
SS12-0285	0.05	694	11.28	0.005	0.06	3.2	315	1729	5.6	0.005	0.04	278.97	0.9	0.5	0.1	70.4	0.005	0.005	7.6	0.0025	0.3	10.87	2	0.22	5.15	539	4.1
SS12-0286	0.12	3371	12.38	0.005	0.16	7.3	689	157.4	12.4	0.005	0.03	4.39	1.7	0.4	0.1	28.4	0.005	0.005	4	0.0025	0.34	2.92	13	0.45	9.64	139	1
SS12-0287	0.03	600	5.76	0.005	0.025	6	1430	23.6	9.6	0.005	0.01	4.42	2	0.4	0.1	36.7	0.005	0.005	4.4	0.0025	0.16	2.2	6	0.78	9.3	63	0.25
SS12-0288	0.07	2741	8.54	0.01	0.11	8.6	680	70.7	8.7	0.005	0.14	132.93	1.8	0.7	0.1	303.2	0.005	0.005	6.4	0.0025	0.29	6.1	7	2.33	9.7	85	0.6
SS12-0289	0.16	3028	9.78	0.005	0.37	9.2	2564	63.3	21.3	0.005	0.14	3.73	1.1	0.7	0.2	76.3	0.005	0.02	2	0.0025	0.21	2.06	20	0.94	7.69	82	2.5

SAMPLEID	Mg_pct	Mn_ppm	Mo_ppm	Na_pct	Nb_ppm	Ni_ppm	P_ppm	Pb_ppm	Rb_ppm	Re_ppm	S_pct	Sb_ppm	Sc_ppm	Se_ppm	Sn_ppm	Sr_ppm	Ta_ppm	Te_ppm	Th_ppm	Ti_pct	Tl_ppm	U_ppm	V_ppm	W_ppm	Y_ppm	Zn_ppm	Zr_ppm
SS12-0290	0.13	2554	13.23	0.005	0.09	9.2	674	292.7	10.2	0.005	0.03	8.95	1.5	0.6	0.1	67.1	0.005	0.005	5.2	0.0025	0.22	11.51	6	2.58	8.81	324	3.4
SS12-0291	0.06	883	3.84	0.005	0.025	4.1	689	89.5	6.1	0.005	0.01	27.74	0.6	0.4	0.1	21.4	0.005	0.005	2.3	0.0025	0.1	1.52	3	0.32	4.96	102	0.25
SS12-0292	0.09	2186	7.93	0.005	0.14	9	542	181.2	16.2	0.005	0.05	9.73	2.9	0.7	0.1	91.5	0.005	0.005	3.1	0.0025	0.17	5.37	13	0.55	16.25	115	5
SS12-0293	0.05	834	10.19	0.005	0.1	8.3	1087	350.7	10	0.005	0.07	36.02	0.9	0.5	0.1	51	0.005	0.005	1.1	0.0025	0.14	3.52	6	0.36	5.61	377	1.3
SS12-0294	0.28	532	4.22	0.005	0.17	12.1	630	38.4	6.3	0.005	0.02	1.53	2.1	0.5	0.1	32.3	0.005	0.005	1.4	0.0025	0.1	2.15	28	0.18	7.68	53	0.7
SS12-0296	0.1	2306	12.19	0.01	0.16	9.6	811	135.8	11.1	0.005	0.17	7.42	1.8	0.5	0.1	58.8	0.005	0.02	3.2	0.0025	0.2	2.02	15	0.29	7.69	125	1
SS12-0297	0.34	2927	8.78	0.01	0.23	18.6	1351	53.2	17.2	0.005	0.08	5.39	4.5	0.8	0.3	42.7	0.005	0.02	3.1	0.0025	0.18	1.65	51	0.47	10.07	128	0.9
SS12-0298	0.16	2077	8.7	0.005	0.22	12.7	1000	54.3	15.2	0.005	0.09	5.74	2.1	0.6	0.1	52	0.005	0.005	3.5	0.0025	0.21	1.51	24	0.4	7.12	77	0.9
SS12-0299	0.11	1747	9.4	0.005	0.08	2.7	231	84.7	6.3	0.005	0.005	2.5	1.1	0.1	0.1	19	0.005	0.04	2.5	0.0025	0.13	1.86	9	0.29	5.32	83	0.7
SS12-0301	0.18	2562	8.09	0.01	0.14	4.5	392	80.3	9.2	0.005	0.02	3.73	2.1	0.4	0.1	36.8	0.005	0.005	3.5	0.0025	0.19	3.04	18	0.31	8.66	55	2.7
SS12-0302	0.25	1829	5.93	0.005	0.09	8.6	868	70.2	7.4	0.005	0.01	3.62	2.4	0.3	0.1	30.6	0.005	0.005	5.3	0.0025	0.16	2.91	20	0.53	6.76	71	2.5
SS12-0303	0.2	1755	7.42	0.005	0.08	8.6	740	59.5	8.5	0.005	0.02	8.47	1.7	0.4	0.1	41.6	0.005	0.005	2.6	0.0025	0.16	3.24	15	0.45	5.74	83	0.25
SS12-0304	0.21	1416	5	0.005	0.09	6.8	636	95.1	11	0.005	0.03	3.83	2.3	0.6	0.1	46.6	0.005	0.005	9	0.0025	0.14	6.97	13	0.37	14.78	64	5.7
SS12-0305	0.53	1460	4.44	0.005	0.2	20.7	1581	58.1	11.6	0.005	0.05	5.57	4.1	0.5	0.2	54.2	0.005	0.005	2.5	0.0025	0.21	2.13	41	0.78	9.55	106	1.5
SS12-0306	0.33	1563	8.83	0.005	0.18	12.2	748	78.2	9.2	0.005	0.02	3.17	2.9	0.2	0.1	32.7	0.005	0.02	2.6	0.0025	0.15	3.15	26	0.36	8.35	98	2.1
SS12-0307	0.46	1412	4.37	0.005	0.12	15.7	1049	76.1	9.6	0.005	0.02	3.33	3.2	0.4	0.1	32.3	0.005	0.005	3.7	0.0025	0.13	2.26	31	0.57	7.13	94	0.9
SS12-0308	0.51	1301	10.43	0.005	0.21	16.7	1289	86.7	10.7	0.005	0.03	3.49	2.8	0.8	0.2	30.5	0.005	0.05	3	0.0025	0.11	3.76	37	0.49	12.48	92	1.9
SS12-0309	1.02	2095	3.16	0.01	0.44	37.9	2352	62.7	11.8	0.005	0.06	7.87	11	0.8	0.3	73	0.005	0.005	1.4	0.01	0.19	1.49	66	1.41	22.3	124	2.5
SS12-0310	0.19	2944	5.89	0.005	0.32	9.5	1204	111.5	17	0.005	0.06	3.04	1.4	0.6	0.1	40.1	0.005	0.03	2.5	0.0025	0.19	2.2	26	0.29	5.97	82	2.2
SS12-0311	0.3	1652	4.73	0.005	0.22	13.4	869	93.9	6.9	0.005	0.02	2.79	1.9	0.2	0.1	21.9	0.005	0.02	2.5	0.007	0.12	1.61	33	0.23	5.24	92	0.6
SS12-0312	0.59	2264	5.13	0.005	0.27	20.8	1951	76.6	16.9	0.005	0.07	3.22	3.7	0.5	0.2	36.3	0.005	0.005	1.7	0.0025	0.2	1.52	44	0.51	9.95	102	2.2
SS12-0313	0.39	1791	6.45	0.005	0.21	16	674	118.5	7.1	0.005	0.02	3.15	3.2	0.6	0.1	24.5	0.005	0.02	3	0.006	0.13	3.25	38	0.3	11.96	124	1.3
SS12-0314	0.3	350	4.21	0.01	0.32	12.2	1160	51.2	9	0.005	0.04	1.63	0.9	0.6	0.2	12.3	0.005	0.005	0.4	0.0025	0.14	1.53	31	0.26	3.21	93	0.6
SS12-0316	0.26	1850	5.25	0.005	0.24	11.1	841	109.8	10.8	0.005	0.02	2.16	1.4	0.4	0.1	10.1	0.005	0.005	1.8	0.0025	0.16	1.46	31	0.22	3.56	107	0.9
SS12-0317	0.21	4157	4.96	0.005	0.25	9.7	954	95.6	20.2	0.005	0.03	1.33	1.4	0.4	0.3	14.2	0.005	0.005	2.6	0.0025	0.23	1.38	33	0.26	2.55	102	1.2
SS12-0318	0.17	2629	8.35	0.03	0.42	20.4	3585	95.1	14.8	0.005	0.32	7.4	3.7	0.9	0.2	95.1	0.005	0.03	5.1	0.005	0.19	3.02	24	0.31	12.6	142	3
SS12-0319	0.32	316	3.89	0.01	0.39	17.6	748	35.2	12.3	0.005	0.07	2.27	2.6	0.4	0.2	24.3	0.005	0.005	3.7	0.0025	0.19	1.13	45	0.17	2.85	79	1.6
SS12-0116	0.12	1879	6.45	0.005	0.14	3.8	327	86.4	7.2	0.005	0.03	2.52	1.5	0.4	0.1	32.3	0.005	0.04	4.1	0.0025	0.08	3.07	12	0.12	9.38	106	2
SS12-0117	0.13	1975	2.14	0.01	0.19	6.4	444	58.4	7.6	0.005	0.04	2.27	1.5	0.5	0.1	41.7	0.005	0.03	3.3	0.0025	0.1	2.2	16	0.22	12.12	48	4
SS12-0118	0.16	1552	1.51	0.005	0.16	8.2	427	129.9	8.5	0.005	0.03	2.63	1.3	0.4	0.1	20.4	0.005	0.05	3.8	0.0025	0.09	1.59	18	0.25	6.44	54	1.6
SS12-0119	0.04	2513	5.82	0.005	0.12	1.9	210	74.1	6	0.005	0.02	2.15	0.9	0.3	0.1	20.7	0.005	0.04	7.1	0.0025	0.12	1.8	5	1.02	5.92	52	5.9
SS12-0121	0.06	3255	9.49	0.01	0.13	3.2	416	77.1	6	0.005	0.01	2.5	1.2	0.3	0.1	28.4	0.005	0.03	5	0.0025	0.08	2.92	7	0.16	9.43	81	4.2
SS12-0122	0.1	2029	22.75	0.005	0.1	5.3	375	81.6	5.5	0.005	0.005	3.99	2.3	0.3	0.1	27.7	0.005	0.05	5	0.0025	0.2	2.49	13	0.25	7.99	82	3.2
SS12-0123	0.09	1620	1.97	0.01	0.11	4.8	475	81.3	7.4	0.005	0.01	2.22	2.7	0.4	0.1	25.1	0.005	0.04	7.1	0.0025	0.07	1.92	14	0.33	9.87	62	5.7
SS12-0124	0.07	1728	1.72	0.01	0.11	3.9	522	66.6	7.1	0.005	0.005	2.45	2.7	0.3	0.1	21.3	0.005	0.02	7.2	0.0025	0.08	2.03	16	0.46	9.04	53	4.5
SS12-0125	0.03	2128	12.64	0.005	0.05	1.2	114	265.4	6.4	0.005	0.02	3.91	1.1	0.2	0.1	29.6	0.005	0.02	8.9	0.0025	0.19	1.81	3	0.21	4.87	269	8
SS12-0126	0.05	2104	4.4	0.005	0.09	2.5	347	80.9	6.1	0.005	0.005	2.38	2	0.1	0.1	22.6	0.005	0.03	7.1	0.0025	0.09	1.58	9	0.66	5.42	70	5.7
SS12-0127	0.04	2377	8.5	0.005	0.14	2.2	215	80.7	5.5	0.005	0.005	1.91	0.8	0.2	0.1	23	0.005	0.03	12.4	0.0025	0.09	2.46	3	0.4	4.88	70	5.8
SS12-0128	0.01	176	0.77	0.005	0.05	0.4	177	59.1	11.2	0.005	0.005	3.74	0.3	0.1	0.1	14.2	0.005	0.02	7.3	0.0025	0.06	1.21	0	0.1	2.62	62	10.6
SS12-0129	0.09	1243	7.45	0.005	0.19	3	458	130.7	9.9	0.005	0.04	2.05	0.8	0.4	0.1	34.7	0.005	0.05	3.1	0.0025	0.08	3.84	6	0.24	9.38	119	4.3
SS12-0130	0.04	1966	17.84	0.005	0.08	1.3	315	168.6	4.6	0.005	0.01	2.13	0.7	0.2	0.1	17.7	0.005	0.13	7	0.0025	0.09	2.33	2	0.13	5.24	194	8.6
SS12-0131	0.06	1690	7.12	0.005	0.12	2.2	274	101.6	5.9	0.005	0.01	2.41	0.7	0.3	0.1	19.1	0.005	0.03	6	0.0025	0.08	2.55	4	0.47	6.39	72	3.4
SS12-0132	0.03	608	4.41	0.005	0.06	0.7	249	148	8.2	0.005	0.005	4.62	0.5	0.1	0.1	21.6	0.005	0.03	15.6	0.0025	0.13	3.02	1	1	4.81	102	6.2
SS12-0133	0.13	1158	3.14	0.005	0.19	4.6	452	59	7.5	0.005	0.03	5.49	1.8	0.1	0.1	26.4	0.005	0.05	3.1	0.0025	0.12	2.54	20	0.27	8.82	74	3.9
SS12-0134	0.19	1191	4.79	0.005	0.17	4.8	277	66.5	5.7	0.005	0.01	4.69	1.9	0.1	0.1	23.2	0.005	0.06	3.6	0.007	0.11	2.03	25	0.18	5.58	83	1.9
SS12-0136	0.44	1550	6.15	0.01	0.26	14.5	789	86.9	9.7	0.005	0.02	3.56	3.1	0.1	0.3	24.2	0.005	0.11	1.5	0.011	0.16	1.71	55	0.24	7.52	135	0.5
SS12-0137	0.1	1618	6.31	0.005	0.1	3	280	149.7	7.3	0.005	0.005	3.62	1.3	0.1	0.1	17.7	0.005	0.07	5.6	0.0025	0.12	1.92	9	0.31	5	67	2.5
SS12-0138	0.21	1195	5.03	0.005	0.43	8.5	736	69.5	12.5	0.005	0.03	2.72	1.4	0.1	0.3	14.8	0.005	0.05	1.4	0.0025	0.13	1.64	27	0.22	4.77	84	2
SS12-0139	0.2	1257	6.65	0.005	0.16	10.1	648	69.3	9.5	0.005	0.01	2.84	2.3	0.1	0.1	17.1	0.005	0.07	3.3	0.0025	0.12	2.43	22	0.3	8.22	86	0.25
SS12-0141	0.14	1560	4.54	0.005	0.17	6.5	843	60.2	14.7	0.005	0.04	2.37	1.1	0.1	0.1	13.8	0.005	0.06	1.5	0.0025	0.14	2.05	20	0.21	4.68	80	1.6
SS12-0142	0.08	748	2.23	0.03	0.16	3.8	145	34.6	20.1	0.005	0.03	3.34	5.1	0.1	0.3	46.4	0.005	0.05	6	0.0025	0.24	1.19	14	0.21	8.14	66	4.5
SS12-0143	0.11	2408	12.86	0.005	0.15	5.8	377	88	7.4	0.005	0.02	5.38	1.6	0.1	0.1	25.5	0.005	0.06	2.9	0.0025	0.29	2.2	14	0.54	6.36	106	0.9
SS12-0144	0.02	1240	14.08	0.005	0.09	0.4	97	73.5	5.5	0.005	0.01	3.24	0.4	0.1	0.1	26.1	0.005	0.02	8.3	0.0025	0.23	1.63	0	0.14	1.95	44	3.5
SS12-0145	0.12	1308	7.89	0.005	0.24	4.3	566	79.1	7.3	0.005	0.04	3.1	1	0.1	0.1	28	0.005	0.04	2.8	0.0025	0.17	3.05	12	0.18	8.56	73	3.1
SS12-0146	0.18	1290	10.07	0.005	0.17	6.3	585	94.8	10.6	0.005	0.03	3.19	1.7	0.1	0.1	14	0.005	0.05	1.7	0.0025	0.35	1.6	19	0.35	5.85	179	0.6
SS12-0147	0.17	1385	41.68	0.005	0.14	7.8	490	101	9.6	0.005	0.02	3.87	1.3	0.1	0.1	13.8	0.005	0.09	1.7	0.0025	0.61	2	18	0.36	5.75	226	0.5
SS12-0148	0.04	1282	12.36	0.005	0.15	1.6	294	87.9	9.8	0.005	0.02	3.25	0.6	0.1	0.1	17.5	0.005	0.03	2	0.0025	0.16	1.29	4	0.3	4.2	104	0.7
SS12-0149	0.05	3336	8.36	0.005	0.08	2	382	49.2	8.8	0.005	0.03	2.67	0.8	0.1	0.1	29.3	0.005	0.04	2.6	0.0025	0.16	2.21	4	0.54	4.53	33	1.2
SS12-0150	0.04	2415	6.38	0.005	0.18	1.9	269	277.9	7.2	0.005	0.02	4.63	0.7	0.1	0.1	26.7	0.005	0.05	5	0.0025	0.14	2.47	3	0.22	6.05	164	1.8
SS12-0151	0.02	1304	10.78	0.005	0.15	1	195	86.4	6.5	0.005	0.02	3.35	0.5	0.1	0.1	22	0.005	0.04	6.8	0.0025	0.16	2.61	1	0.17	4.31	78	2.4
SS12-0152	0.03	3754	12.12	0.005	0.11	3.4	241	381.1	8	0.005	0.04	11.32	1.1	0.1	0.1	31.5	0.005	0.06	5.1	0.0025	0.17	1.53	2	0.19	6.88	183	2.8

SAMPLEID	Mg_pct	Mn_ppm	Mo_ppm	Na_pct	Nb_ppm	Ni_ppm	P_ppm	Pb_ppm	Rb_ppm	Re_ppm	S_pct	Sb_ppm	Sc_ppm	Se_ppm	Sn_ppm	Sr_ppm	Ta_ppm	Te_ppm	Th_ppm	Ti_pct	Tl_ppm	U_ppm	V_ppm	W_ppm	Y_ppm	Zn_ppm	Zr_ppm
SS12-0153	0.05	1678	6.45	0.005	0.12	1.9	184	71.3	6.2	0.005	0.02	3.17	0.7	0.1	0.1	16.4	0.005	0.005	8.4	0.0025	0.12	1.53	2	0.13	4.56	35	6
SS12-0154	0.06	2209	15.4	0.005	0.1	3.6	474	115.3	6.5	0.005	0.07	6.14	1.2	0.1	0.1	39.7	0.005	0.05	7.9	0.0025	0.2	2.55	4	0.35	6.08	111	3.3
SS12-0155	0.04	5781	62.94	0.005	0.21	2.1	261	109.1	6.7	0.005	0.01	8.86	0.8	0.1	0.1	46	0.005	0.04	6.3	0.0025	0.5	3.9	3	0.44	6.51	79	2.6
SS12-0157	0.06	2107	5.13	0.005	0.14	3.2	272	80.2	7.9	0.005	0.02	3.06	1	0.1	0.1	17.4	0.005	0.03	6.3	0.0025	0.12	2.03	5	0.18	6.34	73	2
SS12-0158	0.08	2035	12.26	0.005	0.18	3.7	281	114	9.6	0.005	0.02	4.1	1.1	0.1	0.1	28.2	0.005	0.005	4.5	0.0025	0.23	2.98	7	0.27	6.83	113	1.4
SS12-0159	0.14	1906	6.41	0.005	0.12	7.4	636	83.7	7.2	0.005	0.01	3.79	2.2	0.1	0.1	16.5	0.005	0.03	3.9	0.0025	0.12	3.69	16	0.39	8.23	92	0.25
SS12-0161	0.19	1153	3.29	0.005	0.2	9.7	402	58.2	7.9	0.005	0.02	3.65	2.2	0.1	0.1	24.6	0.005	0.06	2.1	0.0025	0.09	2.69	25	0.4	7.77	64	2.1
SS12-0162	0.23	2033	5.27	0.01	0.17	8	506	105.9	7.5	0.005	0.01	4.19	2.2	0.1	0.1	18.7	0.005	0.07	3.3	0.008	0.13	1.75	30	0.27	4.92	98	0.25
SS12-0163	0.12	4223	10.01	0.005	0.11	4.6	487	173	8.5	0.005	0.02	5.79	1.5	0.1	0.1	30.7	0.005	0.08	3.3	0.0025	0.14	2.61	13	0.4	6.81	92	1.8
SS12-0164	0.12	905	5.97	0.005	0.15	3.5	549	74.8	12.3	0.005	0.03	7.99	1	0.1	0.1	20.8	0.005	0.02	2.8	0.0025	0.16	3.7	11	0.25	6.13	52	1.4
SS12-0165	0.12	705	7.68	0.005	0.12	3.2	435	102.4	10	0.005	0.02	5.02	1.1	0.1	0.1	17.6	0.005	0.02	3	0.0025	0.13	3.18	9	0.23	8.13	109	1.3
SS12-0166	0.09	2824	8.88	0.005	0.13	3.9	297	104	7.4	0.005	0.02	2.9	1.1	0.1	0.1	33.1	0.005	0.02	4.7	0.0025	0.11	2.28	10	0.22	6.84	69	1.6
SS12-0167	0.46	2464	4.81	0.005	0.1	24	2683	32.5	13.1	0.005	0.02	5.72	5.9	0.1	0.5	55.3	0.005	0.04	3.8	0.0025	0.21	3.46	45	0.62	21.77	119	2
SS12-0168	0.12	1232	3.23	0.005	0.22	4.6	944	30.7	13.7	0.005	0.06	1.64	1	0.1	0.1	11.9	0.005	0.05	2	0.0025	0.11	1.45	12	0.18	5.53	47	2.8
SS12-0169	0.32	3089	4.57	0.01	0.33	15.7	973	124	15.3	0.005	0.04	3.43	3.3	0.1	0.3	19	0.005	0.09	3	0.0025	0.16	2.38	37	0.29	10.37	144	2.6
SS12-0170	0.21	1435	4.08	0.005	0.21	8.4	566	52.4	14.8	0.005	0.02	2.24	1.7	0.1	0.1	18.2	0.005	0.05	2.5	0.0025	0.16	1.51	28	0.21	5.43	91	1.1
SS12-0171	0.17	1917	6.11	0.005	0.17	7.8	188	52.5	5.4	0.005	0.01	2.74	1.6	0.1	0.1	24.4	0.005	0.07	3.1	0.0025	0.1	1.45	22	0.27	6.29	44	1.2
SS12-0172	0.01	559	5.09	0.005	0.09	0.6	82	14.3	5	0.005	0.005	0.82	0.2	0.1	0.1	10.3	0.005	0.03	1.2	0.0025	0.08	0.56	0	0.12	1.36	7	0.25
SS12-0173	0.07	1486	6.68	0.005	0.18	3	373	93.1	7.4	0.005	0.02	1.82	0.7	0.1	0.1	15.9	0.005	0.03	2.6	0.0025	0.11	1.73	8	0.19	6.7	36	2
SS12-0174	0.04	2525	5.65	0.005	0.2	2.9	338	43.2	8.5	0.005	0.03	2.28	0.7	0.1	0.1	33.9	0.005	0.02	3.4	0.0025	0.12	2.06	3	0.2	5.51	35	2.7
SS12-0175	0.16	4487	17.98	0.005	0.16	9.1	838	205.4	13.3	0.005	0.05	9.61	3.4	0.1	0.1	42.4	0.005	0.04	4.4	0.0025	0.25	6.93	12	0.48	28.31	152	7
SS12-0177	0.07	1508	4.91	0.005	0.14	4.7	277	85.8	6.8	0.005	0.01	2.58	1.1	0.1	0.1	14.8	0.005	0.02	4	0.0025	0.11	1.79	9	0.34	4.78	97	1
SS12-0178	0.09	2741	6.87	0.005	0.21	3.9	493	67.8	11.5	0.005	0.04	2.34	1.1	0.1	0.1	34.2	0.005	0.04	3.7	0.0025	0.18	3.87	9	0.26	9.23	48	5.1
SS12-0179	0.08	1194	4.37	0.005	0.28	4.3	407	53	8.3	0.005	0.03	3.09	1	0.1	0.1	26.1	0.005	0.02	2.7	0.0025	0.1	2.37	9	0.24	6.54	54	2.4
SS12-0181	0.05	2766	8	0.005	0.2	1.7	412	382.3	10.1	0.005	0.03	3.77	0.8	0.1	0.1	35.8	0.005	0.02	3.6	0.0025	0.18	4.59	5	0.15	9.74	108	4.7
SS12-0182	0.03	1891	26.01	0.005	0.15	1.1	187	98.8	4.4	0.005	0.01	2.61	0.6	0.1	0.1	19.8	0.005	0.01	7.8	0.0025	0.32	1.66	1	0.16	4.21	56	4.8
SS12-0183	0.02	1191	7.97	0.005	0.14	0.7	117	46.9	5.2	0.005	0.005	1.48	0.6	0.1	0.1	18.1	0.005	0.05	14.3	0.0025	0.1	2.29	0	0.08	5.57	15	7.5
SS12-0184	0.02	426	2.54	0.005	0.06	0.4	91	36.9	5.5	0.005	0.005	1.94	0.5	0.1	0.1	11.8	0.005	0.03	17	0.0025	0.06	4.39	0	0.15	3.34	87	12.9
SS12-0185	0.02	1534	33.2	0.005	0.025	0.9	130	116.7	5.1	0.005	0.005	2.34	0.5	0.1	0.1	23.3	0.005	0.02	12	0.0025	0.29	3.24	0	0.17	2.68	171	4.8
SS12-0186	0.31	1399	8.78	0.01	0.2	13.5	727	79.6	6.1	0.005	0.02	3.04	2.1	0.1	0.1	14.7	0.005	0.12	2.7	0.007	0.14	2.07	34	0.25	6.92	118	0.7
SS12-0187	0.23	1170	6.87	0.005	0.24	10.8	511	77.1	6.2	0.005	0.02	2.55	1.8	0.1	0.1	13.7	0.005	0.07	2.6	0.0025	0.1	1.68	22	0.2	5.49	100	0.6
SS12-0188	0.19	949	12.34	0.005	0.25	7.8	874	81	12.7	0.005	0.06	2.42	1	0.1	0.1	17.9	0.005	0.09	1.4	0.0025	0.19	1.68	30	0.28	3.87	100	1.4
SS12-0189	0.1	1524	13.89	0.005	0.16	3.9	528	369	7.8	0.005	0.11	11.78	2.1	0.1	0.1	50.6	0.005	0.06	5.2	0.0025	0.24	3.07	13	0.37	6.85	265	1.3
SS12-0190	0.03	961	5.51	0.005	0.1	1.1	98	82.8	4	0.005	0.06	2.36	0.7	0.1	0.1	19.8	0.005	0.03	11	0.0025	0.1	1.74	0	0.08	3.27	226	4.6
SS12-0191	0.04	309	6.78	0.005	0.09	1.3	147	122.2	4	0.005	0.03	2.89	0.5	0.1	0.1	61	0.005	0.01	7.2	0.0025	0.13	1.43	0	1.57	1.83	106	3.8
SS12-0192	0.15	1493	7.84	0.005	0.15	6	467	94.2	9.1	0.005	0.02	2.16	1.4	0.1	0.1	11.9	0.005	0.06	1.8	0.0025	0.12	1.94	17	0.24	7.28	127	0.6
SS12-0193	0.2	1266	6.74	0.005	0.18	8.6	676	67.1	8.2	0.005	0.01	2.48	1.7	0.1	0.1	11.7	0.005	0.05	1.7	0.0025	0.12	2.12	24	0.24	7.08	86	0.7
SS12-0194	0.23	1650	9.03	0.005	0.25	9.3	796	120.2	8.8	0.005	0.02	2.86	1.6	0.1	0.2	9.8	0.005	0.06	1.7	0.0025	0.17	1.65	27	0.23	5.76	134	0.8
SS12-0196	0.01	534	10.82	0.005	0.07	0.8	252	67.1	4.1	0.005	0.02	2.14	0.2	0.1	0.1	12.1	0.005	0.02	0.4	0.0025	0.06	1.84	1	0.23	0.98	59	0.25
SS12-0197	0.23	643	5.74	0.005	0.2	8.9	329	62	10.9	0.005	0.02	1.78	1.4	0.1	0.1	5.2	0.005	0.1	3.3	0.0025	0.22	1.11	23	0.18	2.98	92	1.4
SS12-0198	0.14	795	7.94	0.005	0.7	6.6	1097	95.3	9	0.005	0.04	3.31	0.8	0.1	0.4	5.9	0.005	0.1	0.9	0.0025	0.26	1.33	36	0.29	2.27	72	1.3
SS12-0199	0.19	1265	6.95	0.005	0.28	9.7	739	122.6	14.6	0.005	0.03	2.51	1.4	0.1	0.2	31.3	0.005	0.05	1.3	0.0025	0.12	3.48	25	0.19	8.42	159	1
SS12-0201	0.16	1299	7.15	0.005	0.32	6.6	733	80.9	13.4	0.005	0.02	2.29	1	0.1	0.3	6.3	0.005	0.06	1.6	0.0025	0.18	1.45	27	0.25	3.13	93	1.8
SS12-0202	0.22	432	4.42	0.005	0.2	6	216	67.7	9.5	0.005	0.01	1.91	1.1	0.1	0.1	4.5	0.005	0.05	2.4	0.0025	0.18	1.08	25	0.16	1.95	91	1.6
SS12-0203	0.12	1024	7.93	0.005	0.23	5.9	513	80.1	13.1	0.005	0.02	2.18	1.2	0.1	0.3	6.4	0.005	0.07	2	0.0025	0.22	0.97	31	0.24	2.22	101	1.2
SS12-0204	0.13	1330	7.74	0.005	0.23	5.1	618	64.7	18.9	0.005	0.03	2.26	1.4	0.1	0.2	20.8	0.005	0.06	3.3	0.0025	0.2	1.73	21	0.22	4.55	102	1.4
SS12-0205	0.18	1557	4.88	0.005	0.23	7	434	112.1	9.9	0.005	0.02	2.56	2.4	0.1	0.1	27.1	0.005	0.06	3.9	0.0025	0.13	3.21	22	0.23	16.56	140	2
SS12-0206	0.14	979	7.73	0.005	0.32	5.7	872	89.5	15	0.005	0.03	2.09	1	0.1	0.2	7.3	0.005	0.07	2.5	0.0025	0.19	1.36	22	0.39	2.2	105	1.8
SS12-0207	0.29	1595	8.51	0.005	0.14	13.5	803	103.5	7.6	0.005	0.01	5.32	4.2	0.1	0.1	11.2	0.005	0.11	3.7	0.0025	0.13	3.03	31	0.32	8.12	198	0.25
SS12-0208	0.04	1587	8.43	0.005	0.06	1	121	77.5	6.1	0.005	0.01	2.57	0.5	0.1	0.1	24.4	0.005	0.02	7	0.0025	0.18	2.54	1	0.17	3.64	64	1.8
SS12-0209	0.08	1813	12.16	0.005	0.15	4.1	313	224.9	7	0.005	0.04	3.97	0.9	0.1	0.1	26.7	0.005	0.05	3.1	0.0025	0.16	3.25	8	0.48	8.16	124	1.7
SS12-0210	0.1	699	12.02	0.02	0.3	2.5	410	114.9	20.6	0.005	0.02	3.83	0.8	0.1	0.1	4	0.01	0.06	3	0.0025	0.18	1.3	6	1	2.61	226	2.8
SS12-0211	0.13	1167	6.17	0.005	0.18	6.2	550	79.5	11.1	0.005	0.02	1.88	1	0.1	0.1	11	0.005	0.06	2	0.0025	0.12	2.87	14	0.28	5.14	129	1.5
SS12-0212	0.17	1005	7.78	0.005	0.19	7	551	107.1	10.7	0.005	0.03	2.3	1.2	0.1	0.1	32.5	0.005	0.05	2	0.0025	0.11	4.96	18	0.29	6.72	149	1.6
SS12-0213	0.07	942	6.56	0.005	0.16	2.6	416	176.2	10.1	0.005	0.02	1.72	0.5	0.1	0.1	11.9	0.005	0.05	3.7	0.0025	0.11	1.18	7	0.2	2.43	210	1.1
SS12-0214	0.25	1057	5.75	0.005	0.18	9.5	456	77.4	7.7	0.005	0.02	2.28	1.3	0.1	0.1	18	0.005	0.06	2.2	0.0025	0.12	0.94	31	0.2	2.79	107	1.2
SS12-0216	0.21	1525	7.34	0.005	0.18	8.9	483	159.8	9.1	0.005	0.03	5.14	1.5	0.1	0.1	12.8	0.005	0.08	2.4	0.0025	0.16	1.29	22	0.17	4.45	179	0.9
SS12-0217	0.15	1415	5.11	0.005	0.15	3.9	812	92.4	7.8	0.005	0.03	3.85	1	0.1	0.1	29.9	0.005	0.01	2.6	0.0025	0.14	1.68	11	0.37	6.17	141	3.8
SS12-0218	0.16	1652	6.15	0.005	0.17	6	270	56.9	5.2	0.005	0.02	1.99	1.1	0.1	0.1	20.7	0.005	0.04	4	0.0025	0.11	1.64	16	0.15	8.05	60	2.1
SS12-0219	0.13	1218	3.63	0.005	0.24	5	581	157	10.3	0.005	0.03	1.62	0.8	0.1	0.1	9.8	0.005	0.05	2.9	0.0025	0.12	1.5	12	0.15	4.82	61	2.9
SS12-0221	0.17	1568	5.17	0.005	0.29	7.5	502	76.1	8.1	0.005	0.03	2.06	1.1	0.1	0.1	18.7	0.005	0.05	1.9	0.0025	0.12	1.13	22	0.21	3.79	75	1

SAMPLEID	Mg_pct	Mn_ppm	Mo_ppm	Na_pct	Nb_ppm	Ni_ppm	P_ppm	Pb_ppm	Rb_ppm	Re_ppm	S_pct	Sb_ppm	Sc_ppm	Se_ppm	Sn_ppm	Sr_ppm	Ta_ppm	Te_ppm	Th_ppm	Ti_pct	Tl_ppm	U_ppm	V_ppm	W_ppm	Y_ppm	Zn_ppm	Zr_ppm
SS12-0222	0.24	1697	3.81	0.005	0.61	8.2	858	53.1	10.1	0.005	0.03	1.33	1.2	0.1	0.4	25.6	0.005	0.06	2.2	0.0025	0.18	1.57	24	0.21	5.82	93	2.3
SS12-0223	0.25	2600	4.99	0.005	0.33	11.3	1043	95.1	10.7	0.005	0.03	3.24	1.9	0.1	0.3	14.5	0.005	0.08	1.8	0.0025	0.15	1.72	28	0.25	6.26	123	1.6
SS12-0224	0.33	1160	3.87	0.005	0.2	10.9	497	94.1	6.9	0.005	0.01	2.31	1.5	0.1	0.1	14.1	0.005	0.07	2.3	0.0025	0.1	1.04	28	0.16	4.24	109	0.9
SS12-0225	0.15	396	5.24	0.005	0.28	5.7	633	38.7	7.7	0.005	0.03	1.73	0.8	0.1	0.2	4.8	0.005	0.08	1.5	0.0025	0.14	1.08	26	0.21	2.3	66	1.5
SS12-0226	0.12	435	5.03	0.005	0.4	7.9	1085	53.1	11	0.005	0.07	2.35	0.3	0.1	0.3	16.3	0.005	0.07	0.3	0.0025	0.11	1.25	24	0.25	3.09	68	0.25
SS12-0227	0.23	1374	4.87	0.005	0.4	10.6	867	62.3	11.4	0.005	0.03	2.73	1.5	0.1	0.3	32.6	0.005	0.07	1.9	0.0025	0.11	1.07	33	0.27	3.4	100	1
SS12-0228	0.06	192	6.03	0.005	0.23	5.6	828	25.6	9.3	0.005	0.05	2.19	0.3	0.1	0.2	23.5	0.005	0.06	0.4	0.0025	0.09	0.99	20	0.18	3.3	57	0.25
SS12-0229	0.22	3138	5.04	0.005	0.32	10.1	1387	58.7	11.7	0.005	0.06	2.49	1.4	0.1	0.2	25.1	0.005	0.06	2.5	0.0025	0.14	1.49	26	0.27	4.75	88	2.1
SS12-0230	0.17	1965	7.98	0.005	0.34	7.7	642	56.9	15.8	0.005	0.03	2.57	1.1	0.1	0.3	25	0.005	0.09	3.6	0.0025	0.16	1.39	28	0.23	2.76	96	1
SS12-0231	0.12	2002	14.52	0.005	0.15	7	452	78.1	7.7	0.005	0.03	5.34	1.5	0.1	0.1	31.7	0.005	0.07	4.4	0.0025	0.15	3.75	13	0.22	9.77	91	2.9
SS12-0232	0.12	2142	5.11	0.005	0.18	5.7	387	59.7	12.7	0.005	0.02	1.8	1.1	0.1	0.2	9.6	0.005	0.06	4.4	0.0025	0.15	1.28	19	0.19	3.35	64	1.1
SS12-0233	0.06	2506	3.12	0.005	0.06	1.7	216	188.5	6.8	0.005	0.005	1.1	1	0.1	0.1	25.9	0.005	0.03	14	0.0025	0.07	2.36	2	0.13	6.93	222	4.2
SS12-0234	0.57	930	3.12	0.005	0.025	15.9	3172	29.3	6.9	0.005	0.01	8.9	3.3	0.1	0.7	65	0.005	0.04	3.7	0.0025	0.28	2.66	50	0.95	17.74	115	1.5
SS12-0235	0.07	1756	2.76	0.005	0.07	2.1	312	72	6.5	0.005	0.02	3.33	0.9	0.1	0.1	25.5	0.005	0.03	11.1	0.0025	0.08	1.53	2	0.12	5.49	103	2.2
SS12-0237	0.07	1964	5.05	0.005	0.16	4.7	576	196.2	17.3	0.005	0.02	2.07	0.7	0.1	0.2	6.6	0.005	0.02	3	0.0025	0.16	1	24	0.35	2.4	127	0.9
SS12-0238	0.08	2313	5.28	0.005	0.13	3.6	329	166.1	6.7	0.005	0.02	3.6	0.9	0.1	0.1	20.9	0.005	0.04	3.2	0.0025	0.11	2.42	7	0.23	7.2	105	2.2
SS12-0239	0.09	5141	8.93	0.005	0.15	4.9	687	360.8	9.6	0.005	0.04	7.47	1.1	0.1	0.1	44.8	0.005	0.05	4.6	0.0025	0.21	3.99	9	0.28	10.95	301	3.5
SS12-0241	0.17	3478	7.14	0.005	0.17	12.4	735	281.9	10.4	0.005	0.05	4.64	5	0.1	0.1	49.1	0.005	0.04	5.3	0.0025	0.16	4.84	22	0.28	25.13	167	5.6
SS12-0242	0.03	510	14.52	0.005	0.025	1.8	598	289.2	4.2	0.005	0.04	6.56	0.8	0.1	0.1	14.9	0.005	0.005	9	0.0025	0.13	0.69	1	0.12	1.95	148	2.4
SS12-0243	0.15	1154	9.22	0.005	0.19	6.1	263	131.8	8.7	0.005	0.02	5.33	0.8	0.1	0.1	7.9	0.005	0.04	2.6	0.0025	0.16	1.43	20	0.23	2.34	107	1
SS12-0244	0.05	569	11.77	0.005	0.19	4.9	383	70.3	13	0.005	0.02	3.54	0.8	0.1	0.1	21.8	0.005	0.07	3.6	0.0025	0.13	1.33	17	0.28	2.46	129	0.7
SS12-0245	0.1	1600	6.21	0.005	0.16	5.3	480	87.1	9	0.005	0.04	3.07	1.4	0.1	0.1	48.7	0.005	0.05	5.5	0.0025	0.14	3.01	10	0.26	8.22	83	2.7
SS12-0246	0.06	729	1.34	0.005	0.06	2.5	112	61.7	5.3	0.005	0.005	0.78	1.1	0.1	0.1	15.9	0.005	0.04	3.6	0.0025	0.07	0.87	3	0.1	3.82	85	6.5
SS12-0247	0.15	1628	3.85	0.005	0.21	6.8	710	80.2	6.4	0.005	0.03	3.2	2.2	0.1	0.1	22.1	0.005	0.09	2.7	0.0025	0.14	2.02	19	0.27	8.29	82	3.2
SS12-0248	0.03	1176	1.44	0.005	0.025	0.9	128	63.5	5.1	0.005	0.005	2.29	1	0.1	0.1	26	0.005	0.04	8.3	0.0025	0.09	1.38	2	0.11	4.11	38	7.1
SS12-0249	0.03	774	0.76	0.005	0.06	0.4	134	86.6	5.6	0.005	0.005	0.89	0.7	0.1	0.1	25.5	0.005	0.01	7.3	0.0025	0.06	1.19	0	0.19	3.26	40	10.9
SS12-0250	0.12	1846	2.15	0.005	0.06	4	326	110.3	5.8	0.005	0.01	2.62	1.8	0.1	0.1	29.7	0.005	0.07	8.2	0.0025	0.13	1.91	15	0.14	5.9	112	5.7
SS12-0251	0.14	1384	2.66	0.005	0.12	4.9	348	74.3	7.4	0.005	0.02	2.8	1.8	0.1	0.1	27	0.005	0.05	5.5	0.0025	0.12	2.17	18	0.16	6.82	80	2
SS12-0252	0.08	3951	29.21	0.005	0.07	12.8	851	119.6	5	0.005	0.01	3.3	3.8	0.1	0.1	47.1	0.005	0.06	6.4	0.0025	0.38	5.14	16	0.3	7.94	79	4.6
SS12-0253	0.22	3093	3.28	0.005	0.11	6.7	429	163.7	7.1	0.005	0.02	2.25	2.8	0.1	0.1	52.2	0.005	0.07	11	0.005	0.12	6.41	28	0.16	9.26	96	4
SS12-0254	0.56	3386	7.33	0.01	0.16	14.2	746	180.4	6.1	0.005	0.02	2.45	7.2	0.1	0.3	58.6	0.005	0.07	4.3	0.011	0.18	2.4	79	0.16	13.16	285	2
SS12-0256	0.4	1106	4.87	0.01	0.27	12.1	859	77.7	6.7	0.005	0.05	2.51	2.8	0.1	0.2	29.1	0.005	0.08	2.1	0.011	0.13	2.07	58	0.25	6.37	106	1.2
SS12-0257	0.13	1799	3.19	0.005	0.11	8.9	389	89.9	5.5	0.005	0.01	1.92	2.2	0.1	0.1	26.8	0.005	0.04	9.3	0.0025	0.09	1.7	13	0.19	6.56	79	4.6
SS12-0321	0.13	923	10.91	0.03	0.3	8.7	1499	74.8	14.5	0.005	0.35	4.39	1.2	0.4	0.2	138.9	0.005	0.005	2.4	0.0025	0.2	1.92	26	0.29	3.68	76	1.3
SS12-0322	0.1	1994	11.28	0.005	0.45	7.8	911	168.2	20.8	0.005	0.04	2.61	1	0.1	0.3	22	0.005	0.005	2.8	0.0025	0.23	1.1	27	0.28	2.5	157	0.9
SS12-0323	0.03	210	7.91	0.005	0.08	3.8	361	45.1	8.4	0.005	0.01	2.17	0.2	0.1	0.1	15.6	0.005	0.005	1.3	0.0025	0.13	0.64	7	0.32	1.73	84	0.6
SS12-0324	0.08	1537	10.32	0.005	0.15	15.5	1365	102	10.8	0.005	0.06	4.92	1.4	0.7	0.1	46.1	0.005	0.005	2.7	0.0025	0.26	2.85	8	0.6	12.73	85	4
SS12-0325	0.12	1518	4.91	0.005	0.28	7.2	845	130.8	15	0.005	0.03	2.03	1.2	0.2	0.1	39.7	0.005	0.005	2.8	0.0025	0.16	1.39	18	0.27	4.19	126	1.6
SS12-0326	0.06	2020	10.06	0.01	0.34	8.2	1020	123.5	16	0.005	0.04	1.78	0.9	0.6	0.4	19.9	0.005	0.01	1	0.0025	0.16	1.11	33	0.29	3.53	103	0.8
SS12-0327	0.08	1998	11.96	0.005	0.22	5.9	817	125.4	15.7	0.005	0.05	2.89	0.8	0.4	0.1	21.1	0.005	0.005	2.4	0.0025	0.22	2.02	15	0.27	5.21	110	1.5
SS12-0328	0.09	1884	7.43	0.005	0.17	6.3	623	102.1	11.7	0.005	0.04	1.82	1.2	0.6	0.1	58.1	0.005	0.005	3	0.0025	0.18	2.07	13	0.2	7.62	110	1.1
SS12-0329	0.15	880	6.18	0.005	0.33	7.5	479	53	12.6	0.005	0.02	1.56	1.4	0.3	0.1	41.9	0.005	0.005	3	0.0025	0.13	2	17	0.19	7.08	71	1.7
SS12-0330	0.18	939	5.33	0.01	0.38	10.2	718	55.8	15.1	0.005	0.02	1.5	1.2	0.1	0.2	17	0.005	0.005	2.7	0.0025	0.12	1.02	31	0.24	2.72	82	0.9
SS12-0331	0.12	653	2.5	0.005	0.09	6.8	833	23.9	8.1	0.005	0.01	2.16	2	0.6	0.1	80.2	0.005	0.005	4.7	0.0025	0.19	2.37	19	0.11	9.99	25	1
SS12-0332	0.13	1077	4.18	0.005	0.5	14.6	1169	40.2	16.5	0.005	0.05	1.76	0.9	0.3	0.2	50	0.005	0.005	1.4	0.0025	0.09	1.64	24	0.32	3.2	74	0.6
SS12-0333	0.38	1354	4.96	0.01	0.27	18.8	995	52.4	21.7	0.005	0.03	3.61	2.8	0.5	0.3	27.3	0.005	0.005	1.9	0.0025	0.22	1.34	48	0.17	6.81	134	1.3
SS12-0334	0.25	204	4.57	0.01	0.38	11.8	417	75.6	11.5	0.005	0.02	1.65	1.8	0.3	0.6	7.9	0.005	0.005	3.5	0.0025	0.18	0.93	37	0.16	2.19	65	1.2
SS12-0335	0.23	3241	5.87	0.01	0.28	15.3	1246	79.6	18.4	0.005	0.05	1.83	2.9	0.4	0.2	70.2	0.005	0.005	2.4	0.0025	0.19	1.57	39	0.24	8.18	124	1.2
SS12-0337	0.22	1557	6.48	0.01	0.34	15.1	1162	91.4	17.6	0.005	0.03	3.06	2.9	0.6	0.3	37.3	0.005	0.005	2.5	0.0025	0.16	1.82	43	0.29	7.25	181	1.1
SS12-0338	0.16	2237	11.03	0.02	0.26	12.3	1182	94.1	13.2	0.005	0.12	5.23	3	0.5	0.2	164.2	0.005	0.005	3.3	0.0025	0.17	2.6	26	0.38	7.81	101	3.7
SS12-0339	0.15	1482	5.29	0.005	0.17	8.8	470	78.3	9.6	0.005	0.03	2.74	1.3	0.2	0.1	25.3	0.005	0.005	2.4	0.0025	0.14	1.21	14	0.3	3.88	76	1.2
SS12-0341	0.09	363	2.44	0.005	0.05	2.6	469	20.8	7	0.005	0.01	1.68	0.7	0.1	0.1	35.4	0.005	0.005	5.3	0.0025	0.11	0.77	6	0.2	3.64	35	0.25
SS12-0342	0.12	1454	25.86	0.005	0.12	8.8	402	62.1	6.4	0.005	0.02	4.39	1	0.1	0.1	29.2	0.005	0.005	2.5	0.0025	0.38	1.23	10	0.32	3.52	75	0.25
SS12-0343	0.23	247	2.75	0.005	0.58	9	461	22.7	15.3	0.005	0.01	1.16	1.3	0.2	0.3	15.1	0.005	0.005	2.1	0.0025	0.09	0.76	41	0.18	1.58	94	0.25
SS12-0344	0.1	589	5.7	0.005	0.17	4.6	378	92.1	7	0.005	0.02	3.21	0.7	0.1	0.1	17.2	0.005	0.005	2	0.0025	0.09	1.07	9	0.26	2.38	77	0.25
SS12-0345	0.21	948	4.06	0.01	0.24	11.6	864	73.3	10.9	0.005	0.06	3.49	1.6	0.1	0.1	37.6	0.005	0.005	2.4	0.0025	0.18	1.08	26	0.34	3.13	74	0.9
SS12-0346	0.28	2730	10.71	0.01	0.36	23.4	2296	83.5	22.3	0.005	0.09	3.7	4.1	0.8	0.3	42.9	0.005	0.02	3.9	0.0025	0.27	2.7	39	0.5	10.17	133	2
SS12-0347	0.26	1281	4.84	0.01	0.3	15.9	1170	53.5	23.8	0.005	0.03	2.56	2.4	0.3	0.3	75.4	0.005	0.005	2.3	0.0025	0.35	1.3	41	0.32	3.72	145	0.8
SS12-0348	0.14	4326	4.68	0.005	0.1	38	944	54.5	14.3	0.005	0.05	10.97	2.3	0.5	0.1	39	0.005	0.005	3	0.0025	0.21	1.59	12	0.28	7.44	152	3.4
SS12-0349	0.23	3005	3.46	0.01	0.3	14	1466	70.3	26.8	0.005	0.03	3.07	2	0.2	0.3	45.6	0.005	0.005	2.9	0.0025	0.19	0.85	39	0.25	3.07	190	0.9
SS12-0350	0.17	1025	2.81	0.01	0.42	11.2	1320	35.8	24.2	0.005	0.02	1.78	1.6	0.4	0.3	31.7	0.005	0.005	1.9	0.0025	0.14	0.76	42	0.35	2.37	170	0.6

SAMPLEID	Mg_pct	Mn_ppm	Mo_ppm	Na_pct	Nb_ppm	Ni_ppm	P_ppm	Pb_ppm	Rb_ppm	Re_ppm	S_pct	Sb_ppm	Sc_ppm	Se_ppm	Sn_ppm	Sr_ppm	Ta_ppm	Te_ppm	Th_ppm	Ti_pct	Tl_ppm	U_ppm	V_ppm	W_ppm	Y_ppm	Zn_ppm	Zr_ppm
SS12-0351	0.23	433	3.61	0.01	0.48	14.2	1297	33.2	20.3	0.005	0.03	2.12	2	0.3	0.3	16.6	0.005	0.005	3.1	0.0025	0.14	0.87	43	0.32	2.82	200	0.6
SS12-0352	0.22	291	4.93	0.01	0.89	13.8	1161	36.9	19.4	0.005	0.03	2.46	1.7	0.3	0.4	23.5	0.005	0.005	2.7	0.0025	0.14	0.95	48	0.42	2.41	146	0.6
SS12-0353	0.39	453	2.96	0.01	0.86	17	1285	34	15.2	0.005	0.02	1.66	2.7	0.4	0.4	21.9	0.005	0.005	2.2	0.011	0.14	0.87	73	0.2	2.79	102	0.25
SS12-0354	0.05	97	5.51	0.01	0.38	6.1	379	42.2	15.5	0.005	0.11	4.25	0.9	0.1	0.4	80.3	0.005	0.005	1	0.006	0.1	0.68	35	0.32	1.48	59	0.25
SS12-0356	0.29	669	3.21	0.01	0.42	15.8	896	43	14.7	0.005	0.04	1.93	1.3	0.4	0.3	59.8	0.005	0.01	0.5	0.007	0.1	0.9	60	0.2	2.24	109	0.25
SS12-0357	0.41	644	3.26	0.01	0.47	16.2	750	45.7	9	0.005	0.02	2.15	2.2	0.4	0.2	16.3	0.005	0.005	2	0.009	0.13	0.9	54	0.16	3.26	97	0.25
SS12-0358	0.91	746	3.28	0.03	0.57	49.3	552	38.2	9.7	0.005	0.03	2.53	4.6	1	0.2	45.8	0.005	0.02	2.4	0.028	0.15	1.66	70	0.17	14.38	108	1.5
SS12-0359	0.39	543	2.69	0.01	0.38	14.6	728	39.1	14.7	0.005	0.02	1.65	1.8	0.4	0.2	24.7	0.005	0.04	1.2	0.015	0.08	0.75	65	0.2	2.39	107	0.25
SS12-0361	0.23	1176	4.23	0.01	0.5	12.8	1199	94.9	12.5	0.005	0.05	2.48	1.5	0.5	0.1	26.4	0.005	0.005	1.9	0.0025	0.12	1.33	30	0.26	4.25	114	1.3
SS12-0362	0.33	261	3.53	0.01	0.43	15.4	580	45.8	9	0.005	0.03	2.53	2.1	0.5	0.1	14.1	0.005	0.02	2.4	0.0025	0.15	0.89	45	0.18	3.09	89	0.9
SS12-0363	0.35	323	3.01	0.01	0.41	15.1	577	39.8	11.7	0.005	0.02	2.5	1.9	0.4	0.2	17.2	0.005	0.005	1.8	0.007	0.11	0.8	52	0.18	2.37	142	0.25
SS12-0364	0.09	603	4.36	0.005	0.025	4.4	205	60.6	6.2	0.005	0.005	2.47	1.3	0.2	0.1	8.3	0.005	0.005	6	0.0025	0.11	1.12	9	0.18	3.32	68	2.1
SS12-0365	0.11	4731	24.56	0.02	0.13	57.8	1444	52.9	17.4	0.005	0.11	11.27	2.9	0.8	0.1	157.9	0.005	0.005	5.4	0.0025	0.2	4.62	11	0.63	23.93	201	1.9
SS12-0366	0.06	3054	13.62	0.005	0.11	22.4	1409	53.5	8.9	0.005	0.03	8.23	1.8	0.5	0.1	72.7	0.005	0.005	4.3	0.0025	0.2	1.89	6	1.88	12.81	82	1.6
SS12-0367	0.45	1583	3.35	0.005	0.16	10.5	798	96.3	8.5	0.005	0.11	4.45	4.5	0.9	0.1	116.7	0.005	0.14	4.1	0.0025	0.63	3.96	21	0.26	18.64	116	3.2
SS12-0368	0.38	949	1.62	0.005	0.09	7.6	964	36.3	5.6	0.005	0.02	2.94	6.3	1	0.1	55.9	0.005	0.005	4.8	0.0025	0.22	2.79	16	0.27	24.97	84	3.1
SS12-0369	0.21	1568	5.18	0.01	0.34	26.7	697	46.2	12	0.005	0.03	2.36	4.1	0.8	0.2	113.6	0.005	0.02	1.7	0.006	0.06	6.47	37	0.24	15.88	149	1.3
SS12-0370	0.33	706	4.01	0.01	0.74	17.7	917	42.7	11.5	0.005	0.04	2.1	1.7	0.4	0.2	46	0.005	0.005	1.1	0.006	0.13	1.09	49	0.21	3.85	130	0.6
SS12-0371	0.31	1134	2.73	0.005	0.33	14.5	753	54.8	8.9	0.005	0.02	3.54	1.2	0.3	0.1	20.2	0.005	0.08	0.6	0.01	0.08	0.79	46	0.16	2.62	123	0.25
SS12-0372	0.12	264	3.36	0.005	0.86	12.4	901	53.1	12.5	0.005	0.05	2.11	1.1	0.5	0.3	15.9	0.005	0.005	0.6	0.01	0.09	1.33	48	0.25	3.56	67	0.25
SS12-0373	0.13	439	2.85	0.005	0.46	8.2	657	30.8	11.5	0.005	0.02	1.8	0.6	0.1	0.3	35.3	0.005	0.01	0.3	0.011	0.08	0.64	47	0.27	1.34	102	0.25
SS12-0375	0.3	411	3.88	0.01	0.23	14.4	1089	52.2	9.1	0.005	0.01	2.01	1.3	0.3	0.1	20.5	0.005	0.005	1.8	0.007	0.07	0.84	35	0.17	2.63	114	0.25
SS12-0376	0.1	2872	21.62	0.005	0.1	10.4	677	61.3	9.8	0.005	0.04	3.98	1.8	0.7	0.1	66	0.005	0.005	2.1	0.0025	0.18	1.41	11	0.28	8.02	68	3.4
SS12-0377	0.14	1645	4.48	0.005	0.13	9.7	887	32.4	17.7	0.005	0.03	1.74	1.7	0.4	0.1	38.4	0.005	0.005	2.9	0.0025	0.14	1.67	15	0.19	5.57	67	1.5
SS12-0378	0.18	2949	6.81	0.01	0.32	14.6	1329	56.2	19.2	0.005	0.06	1.98	1.6	0.4	0.2	34.3	0.005	0.005	1.9	0.0025	0.17	1.2	35	0.32	3.31	122	1
SS12-0379	0.13	5941	7.45	0.04	0.41	10.5	3995	71.5	27.4	0.005	0.44	3.48	1.7	0.4	0.3	154.5	0.01	0.01	2.9	0.0025	0.14	2.62	26	0.25	3.98	215	2.1
SS12-0381	0.78	2551	4.13	0.01	0.53	29.5	2052	39.8	20.5	0.005	0.05	2.65	3.9	0.5	0.5	71.1	0.005	0.005	1.3	0.007	0.09	1.14	88	0.24	7.97	291	0.6
SS12-0382	0.09	2886	4.82	0.005	0.1	9.1	972	39.1	11.9	0.005	0.04	1.41	3.1	0.3	0.1	31.8	0.005	0.005	5.2	0.0025	0.27	2.04	12	0.39	9.05	64	0.9
SS12-0383	0.12	2158	2.39	0.005	0.19	10	1765	44.6	12.8	0.005	0.13	15.14	1.3	0.3	0.1	133.7	0.005	0.005	1.8	0.0025	0.11	1.8	19	0.29	3.86	98	1.4
SS12-0384	0.16	2768	2.11	0.005	0.21	9.6	1139	46.1	17.1	0.005	0.05	7.62	1.7	0.3	0.1	44.8	0.005	0.005	1.7	0.0025	0.17	1.45	21	0.24	5.71	74	1
SS12-0385	0.23	4592	5.76	0.01	0.31	17.1	1234	93.9	28.2	0.005	0.06	5.5	3.7	1	0.3	103.2	0.005	0.01	3	0.0025	0.17	3.31	30	0.27	17.09	144	5.2
SS12-0386	0.26	516	4.28	0.01	0.53	12.9	537	41.6	12.4	0.005	0.03	2.46	1.9	0.3	0.3	25.5	0.005	0.005	2.6	0.0025	0.16	0.94	55	0.24	2.22	103	1.1
SS12-0387	0.33	1153	2.41	0.01	0.48	17.1	883	37	15.9	0.005	0.02	1.73	2.2	0.4	0.3	58	0.005	0.005	1.5	0.006	0.12	1.48	52	0.22	7.36	161	0.6
SS12-0388	0.46	281	2.54	0.01	0.38	20.9	738	35.3	9.6	0.005	0.005	1.8	2.2	0.3	0.2	20.2	0.005	0.02	2.1	0.011	0.09	0.8	57	0.17	3.05	86	0.25
SS12-0389	0.13	329	4.11	0.01	0.17	10.6	828	46.2	7.6	0.005	0.05	2.58	0.7	0.2	0.1	40.5	0.005	0.005	0.7	0.0025	0.08	1.01	29	1.21	2.2	79	0.25
SS12-0390	0.2	538	4.02	0.005	0.39	9.7	948	58.6	18.1	0.005	0.02	1.68	0.5	0.3	0.3	41.1	0.005	0.005	0.4	0.0025	0.09	0.83	42	0.25	1.71	158	0.25
SS12-0391	0.45	291	2.95	0.01	0.41	22	476	41.3	9.6	0.005	0.01	2.09	2.3	0.4	0.2	20.4	0.005	0.005	2.2	0.013	0.1	0.9	55	0.18	3.56	78	0.6
SS12-0392	0.18	4071	7.69	0.005	0.21	27.3	1849	71.1	19.8	0.005	0.08	3.58	3.4	0.7	0.1	68.5	0.005	0.005	3.7	0.0025	0.28	2.39	23	0.65	18.42	105	2.3
SS12-0393	0.68	1842	1.91	0.01	0.07	24.8	796	189.9	5.5	0.005	0.03	8.26	4.8	0.4	0.3	145.7	0.005	0.06	2.8	0.0025	0.15	1.19	41	0.48	10.86	194	1.5
SS12-0394	0.83	2418	3.58	0.01	0.22	22.6	1103	52.5	6.2	0.005	0.04	4.06	9.7	0.5	0.2	203.8	0.005	0.005	2.8	0.0025	0.13	0.94	65	0.29	14.25	105	2.8
SS12-0396	0.32	324	2.04	0.005	0.36	13.4	631	32.8	10	0.005	0.005	2.5	1.9	0.4	0.1	12.1	0.005	0.01	2.2	0.01	0.08	0.74	43	0.15	3.08	144	0.5
SS12-0397	0.25	263	3.45	0.01	0.28	12	545	39.3	7.1	0.005	0.02	2.62	1.3	0.4	0.1	17.1	0.005	0.02	2	0.0025	0.09	0.76	32	0.14	2.25	73	0.5
SS12-0398	0.13	1350	2.93	0.005	0.26	9.9	688	76.8	15.6	0.005	0.02	1.32	0.5	0.2	0.2	71.5	0.005	0.005	0.4	0.007	0.025	0.75	34	0.24	1.79	99	0.25
SS12-0399	0.27	906	3.1	0.01	0.26	14	685	46.4	6.9	0.005	0.03	1.9	2.7	0.9	0.1	60.6	0.005	0.005	1.6	0.006	0.09	1.57	34	0.16	13.83	77	0.9
SS12-0401	0.16	548	4.58	0.01	0.55	12.2	905	67.5	10.6	0.005	0.07	2.82	1.4	0.5	0.1	19.2	0.005	0.02	1	0.011	0.13	1.22	53	0.23	2.46	72	1.2
SS12-0402	0.4	1473	4.36	0.01	0.56	24.7	955	82.2	12	0.005	0.05	3.49	3.9	0.9	0.2	135.9	0.005	0.05	1.6	0.006	0.15	2.69	55	0.21	13.76	160	1.2
SS12-0001	0.08	1746	10.53	0.005	0.09	2.7	333	140.5	7.2	0.005	0.02	7.86	0.7	0.3	0.1	17.1	0.005	0.02	3.6	0.0025	0.19	4.22	5	0.49	8.11	57	2.4
SS12-0002	0.08	709	7.98	0.005	0.11	3.2	378	103.1	7.6	0.005	0.11	7.38	0.7	0.3	0.1	95.7	0.005	0.02	3.1	0.0025	0.1	2.25	7	0.38	3.35	66	0.7
SS12-0003	0.08	1230	10.77	0.005	0.09	3.2	508	122.4	6.8	0.005	0.09	11.22	0.9	0.1	0.1	199.1	0.005	0.03	7.4	0.0025	0.16	4.49	8	0.37	3.59	48	1.3
SS12-0004	0.07	1199	6.12	0.005	0.11	2.5	356	92.9	9.3	0.005	0.03	7.85	0.7	0.2	0.1	40.9	0.005	0.05	1.5	0.0025	0.12	2.72	6	0.36	4.19	63	1.2
SS12-0005	0.11	6997	14.08	0.005	0.12	3.9	471	323.1	9.4	0.005	0.02	8.31	1.2	0.4	0.1	47	0.005	0.5	3.1	0.0025	0.17	3.81	11	0.38	10.05	165	0.9
SS12-0006	0.08	1541	8.06	0.005	0.13	2.3	266	219.1	7	0.005	0.03	7.53	1.1	0.1	0.1	33.4	0.005	0.05	2.6	0.0025	0.14	4.35	6	0.33	5.88	178	2.7
SS12-0007	0.37	1625	4.09	0.01	0.19	11.4	626	77.2	7.6	0.005	0.02	3.44	2.8	0.5	0.1	23.5	0.005	0.07	2.5	0.011	0.12	1.71	47	0.26	7.9	101	0.7
SS12-0008	0.13	1813	4.55	0.005	0.14	4.7	410	96.6	6	0.005	0.02	3.59	1.1	0.4	0.1	15.1	0.005	0.06	4.1	0.0025	0.07	2.11	12	0.22	8.39	98	1.3
SS12-0009	0.16	1675	6.32	0.005	0.15	6.1	415	76	6.3	0.005	0.01	4.56	1.4	0.3	0.1	16.3	0.005	0.06	2.2	0.005	0.09	2.2	21	0.3	5.08	89	0.7
SS12-0010	0.05	2049	6.87	0.005	0.11	2.1	211	79.6	5.3	0.005	0.01	3.85	0.7	0.1	0.1	16.2	0.005	0.02	4.6	0.0025	0.11	1.96	5	0.29	3.81	71	2.6
SS12-0011	0.06	3189	12.84	0.005	0.08	2.5	257	115.9	6.4	0.005	0.03	5.9	1.1	0.1	0.1	26.9	0.005	0.06	6.2	0.0025	0.18	2.98	4	0.28	5.74	111	4.4
SS12-0012	0.07	1901	11.04	0.005	0.1	4	525	141.4	8.1	0.005	0.11	8.02	1.2	0.7	0.1	41.9	0.005	0.08	3.1	0.0025	0.17	4.42	6	0.4	10.6	122	1.1
SS12-0013	0.12	4806	24.7	0.005	0.12	10.4	978	87.4	8.9	0.005	0.05	14.08	3.4	0.5	0.1	48	0.005	0.04	4.5	0.0025	0.38	7.18	14	1.05	20.7	139	3.9
SS12-0014	0.04	2364	12.94	0.005	0.11	3.5	548	91.1	8.3	0.005	0.11	34.54	1.3	0.5	0.1	133.8	0.005	0.03	2.7	0.0025	0.48	8.03	5	0.48	9.81	66	1.1
SS12-0016	0.07	1842	5.25	0.005	0.1	2.7	420	283.1	8.9	0.005	0.03	6.92	0.9	0.3	0.1	19.6	0.005	0.02	2.4	0.0025	0.12	2	8	0.58	4.78	125	1

SAMPLEID	Mg_pct	Mn_ppm	Mo_ppm	Na_pct	Nb_ppm	Ni_ppm	P_ppm	Pb_ppm	Rb_ppm	Re_ppm	S_pct	Sb_ppm	Sc_ppm	Se_ppm	Sn_ppm	Sr_ppm	Ta_ppm	Te_ppm	Th_ppm	Ti_pct	Tl_ppm	U_ppm	V_ppm	W_ppm	Y_ppm	Zn_ppm	Zr_ppm
SS12-0017	0.13	4429	11.92	0.005	0.11	13.3	1011	187.3	11.1	0.005	0.08	9.63	3.2	1	0.1	29.1	0.005	0.15	2	0.0025	0.22	1.37	24	0.46	9.06	184	2.1
SS12-0018	0.06	450	15.57	0.005	0.09	2.2	235	43.7	6.1	0.005	0.19	4.38	1	0.2	0.1	29.1	0.005	0.08	2.4	0.0025	0.13	3.01	6	0.24	4.65	33	1.4
SS12-0019	0.03	984	3.64	0.005	0.06	1.5	173	78.2	4.9	0.005	0.03	1.61	0.6	0.1	0.1	12.8	0.005	0.01	5.3	0.0025	0.08	1.14	2	0.2	2.81	71	6
SS12-0021	0.09	1411	8.51	0.01	0.17	4.5	510	46.3	8.2	0.005	0.04	2.06	1	0.5	0.1	13.3	0.005	0.07	1.9	0.0025	0.16	2.04	10	0.17	7.08	48	5.8
SS12-0022	0.04	2126	4.02	0.005	0.11	1.7	201	62.6	6.2	0.005	0.005	1.72	0.8	0.1	0.1	12.5	0.005	0.02	6.1	0.0025	0.09	2.06	5	0.18	6.24	32	3.3
SS12-0023	0.04	1942	4.28	0.005	0.12	2.2	261	70.2	5.6	0.005	0.01	1.8	1	0.2	0.1	16.6	0.005	0.04	6.8	0.0025	0.08	1.67	4	0.23	5.27	49	6.8
SS12-0024	0.08	1466	0.99	0.005	0.05	4.5	1129	19.5	8.6	0.005	0.005	10.06	9.9	0.2	0.1	71.4	0.005	0.005	12.3	0.0025	0.11	2.53	25	0.28	8.27	57	2.1
SS12-0025	0.18	1056	6.37	0.01	0.17	8.1	302	49.4	6.6	0.005	0.01	3.09	1.8	0.2	0.1	18.7	0.005	0.07	6.5	0.0025	0.08	2.9	19	0.29	7.11	59	2.5
SS12-0026	0.2	1511	3.24	0.01	0.17	11.8	312	58.4	5.1	0.005	0.02	2.48	2	0.3	0.1	21	0.005	0.03	5	0.0025	0.07	1.16	20	0.39	7.93	43	3
SS12-0027	0.25	1794	2.91	0.01	0.14	18.4	648	50.5	5.4	0.005	0.01	2.41	2.5	0.2	0.1	19.2	0.005	0.05	6.9	0.006	0.09	1.57	29	0.53	7.51	52	3.1
SS12-0028	0.05	1853	2.98	0.005	0.06	2.4	262	95.5	5.6	0.005	0.005	1.48	1.4	0.1	0.1	19.1	0.005	0.03	9	0.0025	0.08	1.46	4	0.4	6.09	49	14.6
SS12-0029	1.27	2722	3.34	0.01	0.16	32.9	2809	32.5	10.5	0.005	0.06	5.19	9.6	0.5	0.2	64.7	0.005	0.04	3.6	0.008	0.13	1.69	52	1.18	17.43	111	3.1
SS12-0030	0.16	3487	5.79	0.005	0.06	3.9	452	101.5	6.4	0.005	0.01	5.68	1.9	0.3	0.1	25.5	0.005	0.03	7.2	0.0025	0.11	3.46	11	0.46	9.5	57	4.5
SS12-0031	0.11	2822	16.79	0.005	0.09	5.7	526	103.2	6.4	0.005	0.02	9.8	1.7	0.2	0.1	27	0.005	0.03	7.7	0.0025	0.2	9.31	9	0.38	8.87	77	5
SS12-0032	0.04	1127	14.49	0.005	0.1	1.8	353	59.1	6.5	0.005	0.16	38.08	0.8	0.3	0.1	121.6	0.005	0.01	2.4	0.0025	0.34	14.73	4	0.26	5.28	52	1.1
SS12-0033	0.18	3204	5.96	0.005	0.17	5.5	616	79.2	9.5	0.005	0.04	5.12	2.2	0.8	0.1	27.4	0.005	0.06	2.9	0.0025	0.13	6.89	17	0.37	16.91	166	2.1
SS12-0034	0.12	2950	4.97	0.005	0.14	3.3	409	93.7	8.3	0.005	0.02	5.31	1.9	0.4	0.1	22.8	0.005	0.04	3.8	0.0025	0.11	4.31	10	0.27	11.83	66	2.8
SS12-0035	0.05	1410	1.57	0.005	0.13	1.6	260	42.3	6.3	0.005	0.01	1.8	0.8	0.1	0.1	16.9	0.005	0.02	4.8	0.0025	0.07	1.87	5	0.31	6.32	28	2.3
SS12-0037	0.08	1439	3.51	0.005	0.17	3.1	249	65.8	4.7	0.005	0.01	2.74	1.4	0.2	0.1	17.5	0.005	0.04	4	0.0025	0.08	2.74	9	0.27	6.81	76	4.2
SS12-0038	0.14	1192	4.26	0.005	0.26	6.4	363	63.1	6.8	0.005	0.02	3.48	1.5	0.3	0.1	23.8	0.01	0.04	2.9	0.006	0.08	2.39	15	0.28	8.14	65	1.8
SS12-0039	0.18	6014	33.61	0.005	0.16	11.1	974	797.3	6.7	0.005	0.04	11.48	4.7	0.5	0.1	41.9	0.005	0.06	5.1	0.0025	0.4	3.95	29	0.52	13.47	445	4.8
SS12-0041	0.17	3856	15.97	0.005	0.16	8.9	782	493.9	6.7	0.005	0.03	10.91	3.3	0.6	0.1	36	0.005	0.11	4.1	0.0025	0.21	3.45	24	0.41	13.24	282	4.5
SS12-0042	0.14	1596	2.76	0.005	0.12	5.2	391	71.8	5.7	0.005	0.02	2.06	1	0.3	0.1	18.7	0.005	0.13	3	0.005	0.09	1.41	17	0.14	4.66	56	1.2
SS12-0043	0.17	1913	5.68	0.005	0.1	5.2	626	76.6	7.2	0.005	0.04	5.62	1.4	0.5	0.1	22.9	0.005	0.07	5	0.0025	0.09	2.88	15	0.21	12.78	68	3.3
SS12-0044	0.15	3248	5.24	0.005	0.16	4.9	438	164.8	8.8	0.005	0.03	2.39	1.3	0.5	0.1	24.2	0.005	0.12	3.1	0.005	0.15	2.93	17	0.15	11.52	160	2.3
SS12-0045	0.08	3898	39.21	0.005	0.16	2.7	276	319.2	5.3	0.005	0.02	4.61	0.9	0.4	0.1	31.4	0.005	0.1	4.9	0.0025	0.43	3.92	6	0.23	8.48	203	2.9
SS12-0046	0.07	2389	4.55	0.005	0.07	2.8	299	183.2	4	0.005	0.02	5.9	1.2	0.1	0.1	21.5	0.005	0.06	5	0.0025	0.12	1.89	11	0.2	4.62	135	4.7
SS12-0047	0.08	1754	2.71	0.005	0.12	5.3	348	94.2	6.1	0.005	0.02	1.9	1.5	0.3	0.1	25.3	0.005	0.05	5.2	0.0025	0.06	1.98	10	1.06	7.01	86	5.7
SS12-0048	0.06	1906	3.86	0.005	0.09	4.2	471	144.4	5.6	0.005	0.02	3.48	2.4	0.3	0.1	23.5	0.005	0.06	6.5	0.0025	0.09	1.57	12	0.7	6.85	119	7.5
SS12-0049	0.08	1754	5.62	0.005	0.09	4.4	677	86.7	6.1	0.005	0.02	5.39	2.3	0.4	0.1	26	0.005	0.15	6.4	0.0025	0.08	2.05	14	0.32	8.69	91	5.2
SS12-0050	0.1	2303	9.75	0.005	0.07	4.5	752	117.3	5.9	0.005	0.02	3.93	2.4	0.3	0.1	32.3	0.005	0.18	6.3	0.0025	0.12	2.79	14	0.31	8.62	153	4.9
SS12-0051	0.13	1730	4.89	0.005	0.1	3.8	460	111.3	6.6	0.005	0.01	4.26	2.4	0.3	0.1	30.7	0.005	0.06	6.8	0.0025	0.2	2.3	18	0.22	8.08	92	3.3
SS12-0052	0.12	2240	6.23	0.01	0.1	3.2	342	148.7	6.1	0.005	0.01	2.47	1.8	0.3	0.1	34.3	0.005	0.04	7.5	0.0025	0.07	3.78	12	0.16	7.24	132	8.4
SS12-0053	0.06	2016	3.72	0.005	0.1	2.2	357	71.4	5.3	0.005	0.01	1.68	0.9	0.1	0.1	24.2	0.005	0.04	6.3	0.0025	0.06	1.92	7	0.13	6.6	64	6.3
SS12-0054	0.06	2189	4.59	0.005	0.09	4.1	399	93.6	5.4	0.005	0.005	3.26	1.1	0.1	0.1	23.2	0.005	0.02	7	0.0025	0.08	2.42	6	0.25	5.43	85	7.3
SS12-0055	0.08	1537	2.14	0.005	0.13	5.2	324	65.1	5.1	0.005	0.005	2.35	1.3	0.2	0.1	18.5	0.005	0.02	7.3	0.0025	0.07	1.49	9	0.83	5.58	38	3.8
SS12-0057	0.42	1208	3.99	0.01	0.19	18.1	386	59.6	9.3	0.005	0.03	3.22	2.2	0.6	0.1	28.1	0.005	0.31	2	0.005	0.12	1.04	44	0.19	5.63	91	0.9
SS12-0058	0.19	1900	3.03	0.005	0.13	36.4	1228	30.6	7.2	0.005	0.02	7.64	5.5	0.4	0.1	24.3	0.005	0.06	3.5	0.0025	0.14	1.36	36	0.88	11	83	1.1
SS12-0059	0.11	1534	2.01	0.01	0.16	4.4	278	41	7.8	0.005	0.02	1.49	1	0.4	0.1	14	0.005	0.06	1.7	0.0025	0.06	1.41	11	0.26	6.27	34	0.9
SS12-0061	0.22	2041	4.33	0.005	0.07	11.7	696	85.8	6.7	0.005	0.005	2.28	2.5	0.3	0.1	26.8	0.005	0.04	11.3	0.005	0.08	1.8	23	0.35	8.21	50	9.3
SS12-0062	0.07	1200	0.75	0.005	0.13	3.1	211	27.9	7.8	0.005	0.01	1.14	0.7	0.3	0.1	15.5	0.005	0.04	6.3	0.0025	0.06	1.19	7	0.81	5.39	19	1.6
SS12-0063	0.1	2630	5.32	0.005	0.08	5.7	379	62.6	4.7	0.005	0.01	2.44	1.3	0.1	0.1	23.2	0.005	0.05	6.2	0.0025	0.12	1.5	11	0.18	5.3	61	6.6
SS12-0064	0.17	2270	16.3	0.005	0.17	8.3	820	78.8	8.9	0.005	0.05	4.62	1.7	0.6	0.1	73.8	0.005	0.06	2.7	0.0025	0.16	6.32	21	0.36	16.55	88	5.4
SS12-0065	0.07	2226	12.75	0.02	0.1	4	346	92.5	4.1	0.005	0.35	3.41	1.3	0.5	0.1	62.5	0.005	0.13	5.7	0.0025	0.2	2.54	8	0.21	4.81	82	7
SS12-0066	0.08	1509	1.72	0.01	0.08	3.8	344	64.3	3.9	0.005	0.005	1.97	1.1	0.1	0.1	19.8	0.005	0.04	6.1	0.0025	0.05	1.21	10	0.26	4.68	51	9.3
SS12-0067	0.06	2106	2.65	0.01	0.1	2.9	497	111.7	5.7	0.005	0.005	3.38	1.9	0.2	0.1	24.9	0.005	0.03	6.2	0.0025	0.08	1.86	11	0.38	7.16	63	6.3
SS12-0068	0.06	1750	4.84	0.01	0.06	1.6	326	112.2	5.8	0.005	0.01	2.94	1.3	0.1	0.1	27.5	0.005	0.02	7.2	0.0025	0.1	2.33	8	0.35	5.73	65	9.6
SS12-0069	0.1	1903	7.54	0.01	0.1	2.8	371	117.5	5.5	0.005	0.01	4.35	1.8	0.3	0.1	23.1	0.005	0.45	7.2	0.006	0.1	2.26	16	0.2	7.78	93	7.2
SS12-0070	0.11	2832	13.89	0.005	0.11	4.3	594	136.5	9.4	0.005	0.02	5.42	4.5	0.5	0.1	36.6	0.005	0.1	13.3	0.0025	0.14	8	24	0.35	16.34	121	4.3
SS12-0071	0.09	1881	4.45	0.01	0.07	5	668	79.6	5.9	0.005	0.01	3.27	3.6	0.2	0.1	25.7	0.005	0.11	6.5	0.0025	0.1	1.64	18	0.35	7.55	106	6.3
SS12-0072	0.05	1527	3.59	0.005	0.025	1.7	310	72.3	5.8	0.005	0.03	1.94	1.4	0.1	0.1	21.3	0.005	0.11	6.8	0.0025	0.08	1.43	4	0.25	5.13	67	9.3
SS12-0073	0.09	1842	10.9	0.005	0.06	2.1	397	108.7	5.2	0.005	0.01	2.58	1.3	0.1	0.1	19.3	0.005	0.12	6.8	0.0025	0.09	1.63	6	0.3	6.2	109	7.8
SS12-0074	0.07	1710	7.93	0.005	0.09	2.5	461	537.5	7	0.005	0.04	3.27	1.1	0.4	0.1	33.2	0.005	0.82	8.8	0.0025	0.07	4.7	6	0.2	8.55	293	4.3
SS12-0075	0.18	2210	7.95	0.005	0.19	5	669	278.9	13.2	0.005	0.04	4.84	1.5	0.5	0.1	30.4	0.02	0.14	6	0.0025	0.12	9.94	14	0.38	12.76	157	6.2
SS12-0077	0.06	2519	8.05	0.005	0.14	5	343	97.8	6.6	0.005	0.03	1.84	0.8	0.3	0.1	22	0.005	0.11	5	0.0025	0.09	2.11	5	0.14	7.11	122	2.7
SS12-0078	0.14	1850	8.14	0.01	0.14	4.9	490	101.9	6.1	0.005	0.02	2.81	1.8	0.4	0.1	24.1	0.005	0.11	6.5	0.007	0.13	2.45	17	0.18	9.1	119	5.4
SS12-0079	0.21	1500	4.42	0.005	0.15	5.3	504	54.9	7	0.005	0.02	9.44	1.8	0.4	0.1	26	0.005	0.1	3.5	0.006	0.15	3.39	21	0.21	9.55	64	2.8

Certificate of Analysis

12-360-08051-01

Inspectorate Exploration & Mining Services Ltd.
#200 - 11620 Horseshoe Way
Richmond, BC V7A 4V5 Canada
Phone: 604-272-7818

Distribution List

Attention: Gary Thompson
1411-409 Granville Street
Vancouver, BC V6C 1T2
Phone: 604-630-9707
EMail: gary.thompson@brixtonmetals.com

Attention: Sorin Posescu
EMail: sorin.posescu@romstargeoscience.com

Submitted By: **Brixton Metals Corporation**
1411-409 Granville Street
Vancouver, BC V6C 1T2

Attention: **Gary Thompson**

Project: **Thorn**
Description:

Date Received: 10/25/2012
Date Completed: 11/09/2012
Invoice:

Location	Samples	Type	Preparation Description
Whitehorse, YT	120	Soil	SP-SS-1K/Soils/Humus/Sediments <1Kg

Location	Quantity	Method	Description
Vancouver, BC	120	Au-1AT-AA	Au, 1AT Fire Assay, AAS
Vancouver, BC	120	50-AR-UT	50 Element, Aqua Regia, ICPMS, Ultra Trace Level

The results of this assay were based solely upon the content of the sample submitted. Any decision to invest should be made only after the potential investment value of the claim or deposit has been determined based on the results of assays of multiple samples of geologic materials collected by the prospective investor or by a qualified person selected by him and based on an evaluation of all engineering data which is available concerning any proposed project. For our complete terms and conditions please see our website at www.inspectorate.com.

For and on behalf of ***Inspectorate Exploration and Mining Services Ltd***

By

Sofia Devota -- Operations Manager

INSPECTORATE
A Bureau Veritas Group Company
#200 - 11620 Horseshoe Way
Richmond, BC V7A 4V5 Canada

Certificate of Analysis

12-360-08051-01

Brixton Metals Corporation
1411-409 Granville Street
Vancouver, BC V6C 1T2

Sample Description	Sample Type	Au Au-1AT-AA ppm 0.005	Ag 50-AR-UT ppm 0.01	Ce 50-AR-UT ppm 0.02	Hf 50-AR-UT ppm 0.02	La 50-AR-UT ppm 0.2	Al 50-AR-UT % 0.01	As 50-AR-UT ppm 0.1	Ba 50-AR-UT ppm 5	Be 50-AR-UT ppm 0.05	Bi 50-AR-UT ppm 0.01	Ca 50-AR-UT % 0.01	Cd 50-AR-UT ppm 0.01	Co 50-AR-UT ppm 0.1	Cr 50-AR-UT ppm 1
SS12-0001	Soil	0.015	0.35	37.66	0.10	22.6	0.61	158.8	786	1.83	0.46	0.22	0.24	5.0	2
SS12-0002	Soil	0.030	0.24	43.51	0.03	25.0	0.52	180.7	925	1.84	0.47	0.16	0.33	2.7	3
SS12-0003	Soil	0.051	0.27	45.10	0.03	25.6	0.57	368.7	604	1.89	0.19	0.12	0.33	3.4	3
SS12-0004	Soil	0.023	0.17	15.54	0.04	9.4	0.58	207.6	1056	2.09	0.28	0.26	0.51	2.2	3
SS12-0005	Soil	0.055	0.69	38.72	0.04	20.5	0.82	120.4	1427	3.04	1.36	0.21	1.76	7.0	4
SS12-0006	Soil	0.023	1.23	21.96	0.08	13.8	0.47	148.6	489	1.87	0.43	0.26	0.85	3.2	2
SS12-0007	Soil	0.009	0.23	32.95	0.03	16.9	1.37	56.5	351	1.59	0.60	0.23	0.58	7.4	11
SS12-0008	Soil	0.009	0.92	39.69	0.05	25.4	0.61	57.8	320	1.39	1.26	0.14	0.45	4.5	6
SS12-0009	Soil	0.008	0.21	34.52	0.03	17.8	0.72	65.4	328	1.28	0.52	0.12	0.58	5.0	6
SS12-0010	Soil	0.022	0.19	28.63	0.05	15.9	0.36	43.3	504	1.53	0.34	0.14	0.47	2.9	2
SS12-0011	Soil	0.022	0.39	32.69	0.08	17.7	0.50	118.2	725	1.74	0.46	0.22	0.72	4.7	2
SS12-0012	Soil	0.017	0.36	49.51	0.05	29.1	0.71	185.2	710	2.05	0.78	0.25	0.48	7.2	3
SS12-0013	Soil	0.049	0.87	40.52	0.12	23.1	0.72	248.9	1081	2.24	0.73	0.60	0.58	18.1	4
SS12-0014	Soil	0.031	0.63	40.27	0.05	22.6	0.55	849.2	798	1.59	0.38	0.27	0.37	7.3	2
SS12-0016	Soil	<0.005	0.63	30.21	0.04	18.1	0.65	61.3	654	1.70	0.57	0.22	0.76	3.6	3
SS12-0017	Soil	0.029	1.11	37.05	0.08	20.3	0.96	265.3	1097	2.03	0.88	0.25	1.10	13.3	10
SS12-0018	Soil	0.010	0.27	19.66	0.04	11.5	0.29	78.5	265	1.01	0.43	0.14	0.13	2.0	3
SS12-0019	Soil	<0.005	0.15	26.45	0.12	14.5	0.20	11.7	232	1.51	0.39	0.14	0.54	1.9	1
SS12-0021	Soil	0.007	0.14	24.86	0.24	15.4	0.85	15.5	558	2.95	0.52	0.12	0.27	3.2	5
SS12-0022	Soil	0.006	0.10	44.27	0.08	25.4	0.30	6.8	354	1.83	0.75	0.14	0.25	1.8	2
SS12-0023	Soil	<0.005	0.15	41.81	0.13	23.4	0.25	12.8	384	2.24	0.42	0.17	0.38	2.2	2
SS12-0024	Soil	<0.005	0.04	45.85	0.07	22.7	0.47	5.6	450	2.33	0.11	2.50	0.14	10.0	7
SS12-0025	Soil	<0.005	0.10	53.13	0.06	33.8	0.68	23.8	308	2.06	0.67	0.20	0.16	4.6	9
SS12-0026	Soil	<0.005	0.09	57.21	0.10	33.2	0.60	19.6	328	1.81	0.40	0.24	0.28	6.0	12
SS12-0027	Soil	0.009	0.11	52.39	0.07	29.3	0.61	16.2	304	1.93	0.50	0.26	0.28	7.8	19
SS12-0028	Soil	0.007	0.17	49.87	0.31	28.9	0.28	13.2	401	3.05	0.41	0.22	0.46	2.1	2
SS12-0029	Soil	0.036	0.19	65.66	0.10	32.5	2.23	50.1	701	2.06	0.25	1.12	0.28	21.2	47
SS12-0030	Soil	0.021	0.18	49.21	0.07	26.9	0.56	76.1	488	1.13	0.29	0.22	0.31	4.7	4
SS12-0031	Soil	0.028	0.49	55.23	0.08	29.8	0.49	84.3	655	1.60	0.72	0.17	0.50	6.5	6
SS12-0032	Soil	0.090	0.33	20.09	0.02	9.8	0.36	967.7	444	1.46	0.25	0.09	0.42	4.2	3
SS12-0033	Soil	0.014	0.60	22.09	0.08	15.3	0.81	70.3	645	2.10	0.82	0.32	0.67	5.8	6
SS12-0034	Soil	0.033	0.40	19.08	0.06	11.4	0.57	62.5	631	1.66	0.35	0.22	0.35	3.9	4
SS12-0035	Soil	0.007	0.19	29.16	0.05	17.2	0.33	20.2	274	1.87	0.35	0.16	0.19	1.5	2
SS12-0037	Soil	<0.005	0.24	20.20	0.09	11.6	0.35	23.4	320	1.56	0.48	0.15	0.53	2.7	3
SS12-0038	Soil	0.010	0.40	22.49	0.07	14.1	0.57	47.1	319	1.48	0.52	0.18	0.25	3.3	8
SS12-0039	Soil	0.053	3.75	37.86	0.08	19.1	0.74	322.5	1142	1.93	0.74	0.44	2.49	15.5	6
SS12-0041	Soil	0.042	6.09	38.51	0.12	21.3	0.78	289.3	739	1.97	0.82	0.36	1.77	11.7	6
SS12-0042	Soil	0.018	0.43	35.66	0.04	20.0	0.55	26.1	336	1.41	7.64	0.20	0.46	3.4	7
SS12-0043	Soil	0.079	0.38	40.78	0.11	25.8	0.72	50.1	768	1.74	0.45	0.35	0.30	7.0	5
SS12-0044	Soil	0.012	1.05	51.53	0.08	30.7	0.73	20.9	313	2.08	1.67	0.24	1.60	4.3	5

INSPECTORATE
A Bureau Veritas Group Company
#200 - 11620 Horseshoe Way
Richmond, BC V7A 4V5 Canada

Certificate of Analysis

12-360-08051-01

Brixton Metals Corporation
1411-409 Granville Street
Vancouver, BC V6C 1T2

Sample Description	Sample Type	Au Au-1AT-AA ppm 0.005	Ag 50-AR-UT ppm 0.01	Ce 50-AR-UT ppm 0.02	Hf 50-AR-UT ppm 0.02	La 50-AR-UT ppm 0.2	Al 50-AR-UT % 0.01	As 50-AR-UT ppm 0.1	Ba 50-AR-UT ppm 5	Be 50-AR-UT ppm 0.05	Bi 50-AR-UT ppm 0.01	Ca 50-AR-UT % 0.01	Cd 50-AR-UT ppm 0.01	Co 50-AR-UT ppm 0.1	Cr 50-AR-UT ppm 1
SS12-0045	Soil	0.024	0.72	51.33	0.07	28.4	0.48	31.0	327	1.94	1.09	0.20	2.28	3.5	3
SS12-0046	Soil	0.019	0.52	25.04	0.09	14.0	0.30	57.7	566	1.15	1.37	0.15	1.19	3.1	3
SS12-0047	Soil	0.008	0.33	24.45	0.10	13.5	0.29	16.8	349	1.96	0.62	0.20	0.73	3.6	7
SS12-0048	Soil	0.017	0.44	27.88	0.12	15.6	0.29	24.5	367	1.35	0.64	0.22	0.74	4.6	3
SS12-0049	Soil	0.028	0.42	39.65	0.09	22.4	0.38	22.5	385	1.25	0.82	0.28	0.51	5.0	4
SS12-0050	Soil	0.020	0.50	38.71	0.08	21.1	0.42	22.6	489	1.33	0.97	0.31	0.87	6.2	3
SS12-0051	Soil	0.009	0.29	32.72	0.08	18.8	0.55	27.2	731	1.27	0.52	0.28	0.46	6.1	3
SS12-0052	Soil	0.014	0.30	41.40	0.17	23.7	0.39	12.1	475	1.56	0.67	0.22	1.07	3.9	3
SS12-0053	Soil	0.005	0.14	31.45	0.12	17.5	0.25	10.1	339	1.68	0.41	0.18	0.70	1.8	2
SS12-0054	Soil	<0.005	0.16	39.49	0.13	21.5	0.21	7.8	339	1.66	0.62	0.16	0.80	2.5	3
SS12-0055	Soil	0.007	0.15	54.10	0.07	32.6	0.31	15.2	401	1.38	0.38	0.17	0.39	2.9	4
SS12-0057	Soil	0.010	0.13	32.10	0.04	16.9	1.51	76.7	303	1.29	1.81	0.18	0.46	8.3	17
SS12-0058	Soil	0.010	0.14	51.53	0.03	26.4	0.67	48.5	323	1.63	0.32	0.31	0.32	15.6	18
SS12-0059	Soil	<0.005	0.13	27.18	0.04	17.2	0.58	11.3	371	2.36	0.61	0.16	0.19	2.4	4
SS12-0061	Soil	<0.005	0.10	69.42	0.19	37.1	0.47	15.1	445	2.81	0.49	0.33	0.21	6.9	15
SS12-0062	Soil	<0.005	0.05	68.12	0.05	42.2	0.41	6.1	191	1.69	0.27	0.17	0.12	1.7	4
SS12-0063	Soil	<0.005	0.14	42.21	0.12	22.0	0.31	34.1	498	1.54	0.53	0.19	0.50	4.4	5
SS12-0064	Soil	0.006	0.44	37.26	0.18	22.9	0.66	24.4	1021	2.25	0.57	0.57	0.62	8.8	8
SS12-0065	Soil	0.016	0.25	32.52	0.12	16.0	0.33	25.7	203	1.32	0.41	0.10	0.54	3.2	4
SS12-0066	Soil	<0.005	0.10	29.66	0.19	16.2	0.24	14.2	328	1.12	0.39	0.17	0.54	2.3	3
SS12-0067	Soil	<0.005	0.15	31.91	0.11	18.5	0.28	15.2	425	1.65	0.34	0.22	0.58	3.5	2
SS12-0068	Soil	<0.005	0.25	33.23	0.19	18.7	0.27	13.3	538	1.30	0.82	0.18	0.59	2.4	2
SS12-0069	Soil	0.012	0.36	43.94	0.12	24.8	0.40	14.4	417	1.55	1.53	0.22	0.64	3.7	3
SS12-0070	Soil	0.011	0.36	59.80	0.12	34.3	0.63	16.4	970	1.98	0.92	0.28	0.58	9.0	4
SS12-0071	Soil	0.008	0.31	33.38	0.11	17.1	0.38	22.6	446	1.27	0.60	0.30	0.61	6.9	3
SS12-0072	Soil	0.006	0.27	35.13	0.18	19.9	0.26	27.6	380	1.75	1.23	0.21	0.49	2.8	1
SS12-0073	Soil	0.014	0.47	45.24	0.15	26.4	0.41	18.5	397	1.19	0.65	0.17	0.90	3.6	2
SS12-0074	Soil	0.017	1.98	39.15	0.12	24.0	0.51	21.0	585	1.84	1.94	0.30	1.76	5.9	2
SS12-0075	Soil	0.013	0.76	38.70	0.22	25.0	1.14	33.3	1144	1.84	0.85	0.41	0.85	8.1	5
SS12-0077	Soil	0.007	0.39	40.30	0.07	23.6	0.37	18.0	475	1.49	0.87	0.22	0.79	2.5	8
SS12-0078	Soil	0.021	0.33	47.10	0.11	26.2	0.57	31.1	500	1.60	1.09	0.29	1.13	5.3	6
SS12-0079	Soil	0.013	0.37	33.13	0.11	19.5	0.85	185.7	665	1.49	0.98	0.35	0.28	7.0	5
SS12-0081	Soil	0.042	0.56	29.62	0.05	16.0	1.03	43.3	450	1.36	0.96	0.23	0.70	6.4	9
SS12-0082	Soil	0.006	0.34	27.45	0.08	15.2	1.39	43.6	433	1.52	1.14	0.23	0.91	7.6	13
SS12-0083	Soil	0.005	1.04	24.42	0.06	14.6	0.77	51.1	369	1.74	0.74	0.24	1.55	4.9	8
SS12-0084	Soil	<0.005	0.28	19.93	0.06	11.0	0.36	25.5	331	1.24	0.37	0.14	0.44	2.5	6
SS12-0085	Soil	<0.005	0.13	17.78	0.06	9.8	0.33	62.0	372	1.50	0.30	0.14	0.22	2.1	2
SS12-0086	Soil	0.007	0.13	14.55	0.05	8.1	0.34	34.3	433	1.60	0.36	0.11	0.26	1.6	2
SS12-0087	Soil	0.005	0.12	26.97	0.14	14.4	0.29	76.0	206	1.68	0.27	0.18	0.39	3.4	1
SS12-0088	Soil	0.009	0.18	28.81	0.24	16.2	0.37	64.0	422	2.74	0.38	0.27	0.27	2.5	1

INSPECTORATE
A Bureau Veritas Group Company
#200 - 11620 Horseshoe Way
Richmond, BC V7A 4V5 Canada

Certificate of Analysis

12-360-08051-01

Brixton Metals Corporation
1411-409 Granville Street
Vancouver, BC V6C 1T2

Sample Description	Sample Type	Au Au-1AT-AA ppm 0.005	Ag 50-AR-UT ppm 0.01	Ce 50-AR-UT ppm 0.02	Hf 50-AR-UT ppm 0.02	La 50-AR-UT ppm 0.2	Al 50-AR-UT % 0.01	As 50-AR-UT ppm 0.1	Ba 50-AR-UT ppm 5	Be 50-AR-UT ppm 0.05	Bi 50-AR-UT ppm 0.01	Ca 50-AR-UT % 0.01	Cd 50-AR-UT ppm 0.01	Co 50-AR-UT ppm 0.1	Cr 50-AR-UT ppm 1
SS12-0089	Soil	0.015	0.19	25.97	0.13	14.8	0.40	112.0	650	1.67	0.30	0.17	0.21	2.4	4
SS12-0090	Soil	0.023	0.20	58.37	0.09	32.4	0.78	42.5	516	1.32	0.49	0.35	0.35	5.5	8
SS12-0091	Soil	0.012	0.19	48.44	0.09	24.8	0.80	37.5	583	1.40	0.31	0.31	0.30	6.0	7
SS12-0092	Soil	0.009	0.24	37.14	0.05	20.1	0.44	40.9	470	1.71	0.35	0.21	0.31	3.0	3
SS12-0093	Soil	<0.005	0.09	16.76	0.05	9.0	0.17	45.2	302	1.47	0.41	0.07	0.10	1.3	1
SS12-0094	Soil	0.011	0.31	41.50	0.17	25.7	1.16	94.5	817	1.80	0.62	0.31	0.66	6.4	12
SS12-0096	Soil	<0.005	0.25	26.69	0.05	15.1	0.56	48.9	498	2.55	0.38	0.27	0.32	3.4	3
SS12-0097	Soil	0.007	0.21	43.37	0.06	24.9	0.71	110.5	485	2.04	0.29	0.29	0.41	5.6	7
SS12-0098	Soil	0.008	0.30	30.41	0.15	17.2	0.36	58.9	551	2.01	0.34	0.20	0.44	2.3	2
SS12-0099	Soil	0.005	0.19	37.65	0.07	21.7	0.36	89.3	583	2.16	0.26	0.21	0.32	2.0	1
SS12-0100	Soil	0.010	0.13	27.23	0.03	15.9	0.33	196.5	436	1.92	0.31	0.13	0.22	2.2	2
SS12-0101	Soil	<0.005	0.21	18.11	0.06	10.1	0.37	29.2	385	1.34	0.30	0.13	0.28	2.2	2
SS12-0103	Soil	0.006	0.24	25.73	0.08	13.3	0.57	131.9	525	1.74	0.29	0.34	0.64	8.5	4
SS12-0104	Soil	0.014	0.30	22.58	0.07	12.0	0.52	70.9	528	1.30	0.85	0.22	0.64	5.1	5
SS12-0105	Soil	0.015	0.17	27.03	0.03	15.3	0.41	60.7	513	1.32	0.53	0.14	0.41	2.5	4
SS12-0106	Soil	<0.005	0.28	25.85	0.08	14.4	0.49	102.6	499	1.29	0.49	0.20	0.57	3.3	5
SS12-0107	Soil	<0.005	0.63	37.20	0.06	22.3	0.59	36.8	445	2.03	0.68	0.16	1.14	3.4	4
SS12-0108	Soil	<0.005	0.25	20.48	0.13	10.8	0.32	11.6	316	1.73	0.51	0.16	0.43	2.1	3
SS12-0109	Soil	<0.005	0.16	23.44	0.23	12.3	0.25	9.1	243	2.26	0.54	0.20	0.28	1.3	2
SS12-0110	Soil	<0.005	0.15	25.49	0.07	13.6	0.41	13.0	256	1.70	0.73	0.18	0.62	2.4	5
SS12-0111	Soil	<0.005	0.20	35.90	0.07	17.6	0.54	19.0	552	1.34	0.65	0.37	0.43	7.6	4
SS12-0112	Soil	0.008	0.42	27.90	0.03	14.1	0.53	22.0	553	1.53	0.69	0.19	1.61	4.4	4
SS12-0113	Soil	<0.005	0.16	32.70	0.07	18.5	0.43	16.8	313	1.75	0.43	0.20	0.29	3.2	4
SS12-0114	Soil	0.006	0.61	55.34	0.11	30.5	0.60	109.3	644	2.07	3.64	0.28	1.35	6.3	5
SS12-0116	Soil	<0.005	0.62	33.98	0.06	19.8	0.49	14.2	298	1.98	0.89	0.22	0.84	3.0	5
SS12-0117	Soil	0.005	0.23	48.09	0.14	29.4	0.67	26.5	467	1.93	0.50	0.45	0.46	3.9	7
SS12-0118	Soil	0.014	0.15	64.00	0.06	37.2	0.72	18.8	271	1.95	0.50	0.18	0.49	4.4	9
SS12-0119	Soil	0.009	0.18	43.40	0.12	23.5	0.28	14.7	385	2.26	0.57	0.16	0.49	2.1	2
SS12-0121	Soil	0.005	0.23	36.28	0.08	19.9	0.32	13.3	751	1.97	0.59	0.19	0.53	3.9	3
SS12-0122	Soil	0.009	0.23	35.72	0.07	19.2	0.39	25.0	545	1.88	0.64	0.20	0.47	5.9	5
SS12-0123	Soil	<0.005	0.27	42.15	0.11	25.2	0.42	18.6	400	1.98	0.48	0.25	0.48	3.9	4
SS12-0124	Soil	0.008	0.16	36.04	0.09	20.8	0.39	13.9	403	2.03	0.30	0.22	0.37	4.2	4
SS12-0125	Soil	<0.005	0.10	41.54	0.16	23.0	0.32	15.8	1314	4.96	0.38	0.13	1.62	2.6	1
SS12-0126	Soil	0.010	0.18	35.25	0.11	18.3	0.29	22.0	427	1.71	0.35	0.16	0.53	4.0	2
SS12-0127	Soil	<0.005	0.23	52.84	0.13	28.3	0.34	9.9	290	2.33	0.43	0.20	0.45	3.9	1
SS12-0128	Soil	<0.005	0.17	34.90	0.28	20.4	0.19	119.1	446	1.21	0.45	0.15	0.35	0.3	<1
SS12-0129	Soil	<0.005	0.42	57.95	0.15	37.7	0.66	18.1	358	2.49	0.73	0.44	0.55	2.7	4
SS12-0130	Soil	<0.005	0.33	42.13	0.17	24.3	0.25	18.3	324	1.36	0.82	0.14	1.01	2.4	1
SS12-0131	Soil	0.006	0.29	56.50	0.08	34.3	0.40	22.7	370	1.82	0.55	0.18	0.39	3.0	2
SS12-0132	Soil	0.008	0.29	70.32	0.14	41.9	0.37	118.0	495	1.48	0.42	0.20	0.38	1.5	1

INSPECTORATE
A Bureau Veritas Group Company
#200 - 11620 Horseshoe Way
Richmond, BC V7A 4V5 Canada

Certificate of Analysis

12-360-08051-01

Brixton Metals Corporation
1411-409 Granville Street
Vancouver, BC V6C 1T2

Sample Description	Sample Type	Cs 50-AR-UT ppm 0.05	Cu 50-AR-UT ppm 0.2	Fe 50-AR-UT % 0.01	Ga 50-AR-UT ppm 0.05	Ge 50-AR-UT ppm 0.05	In 50-AR-UT ppm 0.01	K 50-AR-UT % 0.01	Li 50-AR-UT ppm 0.1	Mg 50-AR-UT % 0.01	Mn 50-AR-UT ppm 1	Mo 50-AR-UT ppm 0.05	Na 50-AR-UT % 0.01	Nb 50-AR-UT ppm 0.05	Ni 50-AR-UT ppm 0.2
SS12-0001	Soil	8.88	9.3	1.31	1.29	<0.05	0.01	0.11	8.7	0.08	1746	10.53	<0.01	0.09	2.7
SS12-0002	Soil	6.77	10.4	1.39	1.31	<0.05	0.01	0.15	6.1	0.08	709	7.98	<0.01	0.11	3.2
SS12-0003	Soil	7.86	10.3	1.82	1.26	<0.05	0.01	0.13	11.0	0.08	1230	10.77	<0.01	0.09	3.2
SS12-0004	Soil	9.48	10.0	1.13	1.28	<0.05	0.01	0.12	8.3	0.07	1199	6.12	<0.01	0.11	2.5
SS12-0005	Soil	18.20	18.8	2.71	2.48	0.05	0.04	0.11	12.8	0.11	6997	14.08	<0.01	0.12	3.9
SS12-0006	Soil	4.29	12.5	1.18	1.07	<0.05	0.08	0.11	5.1	0.08	1541	8.06	<0.01	0.13	2.3
SS12-0007	Soil	5.55	27.1	2.75	3.82	<0.05	0.03	0.09	8.6	0.37	1625	4.09	0.01	0.19	11.4
SS12-0008	Soil	3.94	17.0	1.90	1.84	<0.05	0.02	0.08	7.0	0.13	1813	4.55	<0.01	0.14	4.7
SS12-0009	Soil	4.46	15.1	1.73	2.11	<0.05	0.02	0.07	5.7	0.16	1675	6.32	<0.01	0.15	6.1
SS12-0010	Soil	1.95	7.7	0.96	0.99	<0.05	<0.01	0.09	3.8	0.05	2049	6.87	<0.01	0.11	2.1
SS12-0011	Soil	4.62	9.4	1.50	1.21	<0.05	0.02	0.12	7.7	0.06	3189	12.84	<0.01	0.08	2.5
SS12-0012	Soil	8.77	18.9	1.95	1.47	<0.05	0.02	0.12	8.1	0.07	1901	11.04	<0.01	0.10	4.0
SS12-0013	Soil	8.49	31.2	4.21	1.95	0.06	0.03	0.12	6.5	0.12	4806	24.70	<0.01	0.12	10.4
SS12-0014	Soil	8.93	14.4	2.09	1.45	<0.05	0.02	0.13	5.1	0.04	2364	12.94	<0.01	0.11	3.5
SS12-0016	Soil	6.16	11.3	1.58	1.42	<0.05	0.03	0.10	5.4	0.07	1842	5.25	<0.01	0.10	2.7
SS12-0017	Soil	12.53	31.6	3.73	2.33	0.06	0.05	0.12	7.2	0.13	4429	11.92	<0.01	0.11	13.3
SS12-0018	Soil	2.70	6.4	1.37	0.90	<0.05	0.01	0.12	2.1	0.06	450	15.57	<0.01	0.09	2.2
SS12-0019	Soil	2.40	4.0	0.47	0.41	<0.05	<0.01	0.08	0.8	0.03	984	3.64	<0.01	0.06	1.5
SS12-0021	Soil	1.66	10.5	1.24	1.63	<0.05	0.01	0.09	2.4	0.09	1411	8.51	0.01	0.17	4.5
SS12-0022	Soil	1.37	5.8	0.90	1.02	<0.05	0.01	0.09	1.0	0.04	2126	4.02	<0.01	0.11	1.7
SS12-0023	Soil	1.62	4.8	0.83	0.91	<0.05	0.01	0.08	1.0	0.04	1942	4.28	<0.01	0.12	2.2
SS12-0024	Soil	4.97	18.4	4.22	1.00	<0.05	0.04	0.21	0.8	0.08	1466	0.99	<0.01	0.05	4.5
SS12-0025	Soil	1.95	10.1	1.78	2.13	<0.05	0.02	0.09	4.3	0.18	1056	6.37	0.01	0.17	8.1
SS12-0026	Soil	1.06	8.3	1.80	2.04	<0.05	0.02	0.11	5.4	0.20	1511	3.24	0.01	0.17	11.8
SS12-0027	Soil	1.85	11.4	2.33	2.34	<0.05	0.02	0.09	7.1	0.25	1794	2.91	0.01	0.14	18.4
SS12-0028	Soil	1.69	3.8	0.84	0.86	<0.05	0.01	0.10	0.9	0.05	1853	2.98	<0.01	0.06	2.4
SS12-0029	Soil	9.54	24.4	5.93	5.48	0.10	0.05	0.20	37.6	1.27	2722	3.34	0.01	0.16	32.9
SS12-0030	Soil	7.02	6.9	1.85	1.59	<0.05	0.02	0.09	9.6	0.16	3487	5.79	<0.01	0.06	3.9
SS12-0031	Soil	5.77	8.1	1.96	1.44	<0.05	0.02	0.11	10.0	0.11	2822	16.79	<0.01	0.09	5.7
SS12-0032	Soil	8.33	6.9	1.96	0.79	<0.05	0.02	0.13	5.1	0.04	1127	14.49	<0.01	0.10	1.8
SS12-0033	Soil	6.55	16.9	2.74	1.96	<0.05	0.03	0.12	7.6	0.18	3204	5.96	<0.01	0.17	5.5
SS12-0034	Soil	9.05	8.6	2.01	1.42	<0.05	0.02	0.12	7.1	0.12	2950	4.97	<0.01	0.14	3.3
SS12-0035	Soil	1.86	5.0	0.70	0.84	<0.05	0.01	0.09	2.0	0.05	1410	1.57	<0.01	0.13	1.6
SS12-0037	Soil	1.78	7.2	1.24	0.96	<0.05	0.02	0.08	2.7	0.08	1439	3.51	<0.01	0.17	3.1
SS12-0038	Soil	2.95	12.2	1.55	1.50	<0.05	0.02	0.09	4.9	0.14	1192	4.26	<0.01	0.26	6.4
SS12-0039	Soil	9.28	31.9	3.36	2.13	<0.05	0.16	0.10	8.3	0.18	6014	33.61	<0.01	0.16	11.1
SS12-0041	Soil	5.66	27.6	2.89	2.12	<0.05	0.14	0.10	11.8	0.17	3856	15.97	<0.01	0.16	8.9
SS12-0042	Soil	1.99	10.9	1.38	1.65	<0.05	0.04	0.08	3.7	0.14	1596	2.76	<0.01	0.12	5.2
SS12-0043	Soil	8.96	44.2	2.20	1.82	<0.05	0.03	0.12	7.3	0.17	1913	5.68	<0.01	0.10	5.2
SS12-0044	Soil	5.23	17.2	1.75	2.38	<0.05	0.03	0.08	4.3	0.15	3248	5.24	<0.01	0.16	4.9

INSPECTORATE
A Bureau Veritas Group Company
#200 - 11620 Horseshoe Way
Richmond, BC V7A 4V5 Canada

Certificate of Analysis

12-360-08051-01

Brixton Metals Corporation
1411-409 Granville Street
Vancouver, BC V6C 1T2

Sample Description	Sample Type	Cs 50-AR-UT ppm 0.05	Cu 50-AR-UT ppm 0.2	Fe 50-AR-UT % 0.01	Ga 50-AR-UT ppm 0.05	Ge 50-AR-UT ppm 0.05	In 50-AR-UT ppm 0.01	K 50-AR-UT % 0.01	Li 50-AR-UT ppm 0.1	Mg 50-AR-UT % 0.01	Mn 50-AR-UT ppm 1	Mo 50-AR-UT ppm 0.05	Na 50-AR-UT % 0.01	Nb 50-AR-UT ppm 0.05	Ni 50-AR-UT ppm 0.2
SS12-0045	Soil	1.87	11.2	1.53	1.67	<0.05	0.03	0.07	5.2	0.08	3898	39.21	<0.01	0.16	2.7
SS12-0046	Soil	1.22	9.3	1.27	1.04	<0.05	0.05	0.08	2.5	0.07	2389	4.55	<0.01	0.07	2.8
SS12-0047	Soil	1.59	8.6	1.27	0.96	<0.05	0.02	0.09	1.6	0.08	1754	2.71	<0.01	0.12	5.3
SS12-0048	Soil	2.04	10.3	1.74	0.92	<0.05	0.03	0.09	2.2	0.06	1906	3.86	<0.01	0.09	4.2
SS12-0049	Soil	3.40	27.7	2.16	1.22	<0.05	0.03	0.10	2.1	0.08	1754	5.62	<0.01	0.09	4.4
SS12-0050	Soil	4.23	24.9	2.33	1.27	<0.05	0.04	0.10	2.7	0.10	2303	9.75	<0.01	0.07	4.5
SS12-0051	Soil	7.40	16.7	1.83	1.54	<0.05	0.02	0.11	3.3	0.13	1730	4.89	<0.01	0.10	3.8
SS12-0052	Soil	4.52	13.5	1.60	1.19	<0.05	0.03	0.09	2.2	0.12	2240	6.23	0.01	0.10	3.2
SS12-0053	Soil	1.73	5.8	0.85	0.83	<0.05	0.01	0.08	1.2	0.06	2016	3.72	<0.01	0.10	2.2
SS12-0054	Soil	2.65	6.6	0.93	0.79	<0.05	0.01	0.07	1.4	0.06	2189	4.59	<0.01	0.09	4.1
SS12-0055	Soil	2.05	6.9	1.00	1.04	<0.05	<0.01	0.09	2.0	0.08	1537	2.14	<0.01	0.13	5.2
SS12-0057	Soil	2.43	24.1	2.98	4.37	<0.05	0.03	0.07	11.0	0.42	1208	3.99	0.01	0.19	18.1
SS12-0058	Soil	2.53	19.8	3.91	2.24	0.05	0.03	0.11	7.9	0.19	1900	3.03	<0.01	0.13	36.4
SS12-0059	Soil	2.02	8.2	1.07	1.49	<0.05	0.01	0.09	3.3	0.11	1534	2.01	0.01	0.16	4.4
SS12-0061	Soil	3.80	8.9	2.03	2.08	<0.05	0.02	0.12	7.5	0.22	2041	4.33	<0.01	0.07	11.7
SS12-0062	Soil	1.79	4.6	0.77	1.29	<0.05	<0.01	0.12	2.0	0.07	1200	0.75	<0.01	0.13	3.1
SS12-0063	Soil	1.83	7.1	1.28	1.07	<0.05	0.01	0.08	2.5	0.10	2630	5.32	<0.01	0.08	5.7
SS12-0064	Soil	7.05	23.3	2.47	1.74	<0.05	0.02	0.12	3.1	0.17	2270	16.30	<0.01	0.17	8.3
SS12-0065	Soil	3.25	7.1	2.24	1.04	<0.05	0.02	0.20	2.5	0.07	2226	12.75	0.02	0.10	4.0
SS12-0066	Soil	1.40	6.0	0.94	0.85	<0.05	<0.01	0.07	1.9	0.08	1509	1.72	0.01	0.08	3.8
SS12-0067	Soil	2.79	8.4	1.33	0.99	<0.05	0.01	0.09	1.7	0.06	2106	2.65	0.01	0.10	2.9
SS12-0068	Soil	3.56	8.8	1.10	0.81	<0.05	0.01	0.09	1.4	0.06	1750	4.84	0.01	0.06	1.6
SS12-0069	Soil	3.35	14.1	1.80	1.37	<0.05	0.02	0.09	2.5	0.10	1903	7.54	0.01	0.10	2.8
SS12-0070	Soil	15.49	40.9	3.46	1.75	<0.05	0.03	0.12	2.8	0.11	2832	13.89	<0.01	0.11	4.3
SS12-0071	Soil	4.12	18.0	2.39	1.09	<0.05	0.03	0.10	3.1	0.09	1881	4.45	0.01	0.07	5.0
SS12-0072	Soil	3.44	8.7	1.03	0.71	<0.05	0.02	0.10	2.1	0.05	1527	3.59	<0.01	<0.05	1.7
SS12-0073	Soil	3.41	11.3	1.49	1.13	<0.05	0.02	0.08	6.0	0.09	1842	10.90	<0.01	0.06	2.1
SS12-0074	Soil	8.32	18.9	1.53	1.26	<0.05	0.10	0.11	4.4	0.07	1710	7.93	<0.01	0.09	2.5
SS12-0075	Soil	13.68	21.8	2.65	2.72	<0.05	0.05	0.14	12.7	0.18	2210	7.95	<0.01	0.19	5.0
SS12-0077	Soil	2.36	8.7	1.14	1.00	<0.05	0.02	0.10	2.6	0.06	2519	8.05	<0.01	0.14	5.0
SS12-0078	Soil	4.03	21.9	1.79	1.72	<0.05	0.02	0.10	5.2	0.14	1850	8.14	0.01	0.14	4.9
SS12-0079	Soil	7.47	21.2	2.20	1.94	<0.05	0.02	0.11	10.8	0.21	1500	4.42	<0.01	0.15	5.3
SS12-0081	Soil	3.48	22.0	2.28	3.01	<0.05	0.03	0.09	9.5	0.28	2128	5.58	0.01	0.20	8.8
SS12-0082	Soil	3.37	23.5	3.03	4.57	<0.05	0.03	0.08	10.8	0.38	1853	5.34	0.01	0.28	12.7
SS12-0083	Soil	3.02	16.9	2.02	2.37	<0.05	0.03	0.09	7.0	0.22	2087	13.70	0.01	0.20	8.3
SS12-0084	Soil	1.73	7.6	1.12	0.98	<0.05	0.01	0.08	3.8	0.08	1287	4.27	<0.01	0.12	4.2
SS12-0085	Soil	1.55	6.1	0.82	0.78	<0.05	0.01	0.08	4.3	0.05	967	3.63	<0.01	0.09	1.7
SS12-0086	Soil	1.85	4.2	0.69	0.85	<0.05	0.01	0.09	2.6	0.05	1017	3.16	<0.01	0.16	1.1
SS12-0087	Soil	2.65	4.4	0.55	0.64	<0.05	<0.01	0.10	3.5	0.03	831	6.09	<0.01	0.07	1.1
SS12-0088	Soil	4.90	4.2	0.64	0.81	<0.05	<0.01	0.13	5.2	0.05	1642	3.53	<0.01	0.07	1.1

INSPECTORATE
A Bureau Veritas Group Company
#200 - 11620 Horseshoe Way
Richmond, BC V7A 4V5 Canada

Certificate of Analysis

12-360-08051-01

Brixton Metals Corporation
1411-409 Granville Street
Vancouver, BC V6C 1T2

Sample Description	Sample Type	Cs 50-AR-UT ppm 0.05	Cu 50-AR-UT ppm 0.2	Fe 50-AR-UT % 0.01	Ga 50-AR-UT ppm 0.05	Ge 50-AR-UT ppm 0.05	In 50-AR-UT ppm 0.01	K 50-AR-UT % 0.01	Li 50-AR-UT ppm 0.1	Mg 50-AR-UT % 0.01	Mn 50-AR-UT ppm 1	Mo 50-AR-UT ppm 0.05	Na 50-AR-UT % 0.01	Nb 50-AR-UT ppm 0.05	Ni 50-AR-UT ppm 0.2
SS12-0089	Soil	2.76	4.6	0.90	0.89	<0.05	0.01	0.12	6.9	0.06	955	4.69	<0.01	0.06	2.8
SS12-0090	Soil	4.35	9.2	1.82	2.18	<0.05	0.02	0.14	12.7	0.29	1994	2.72	<0.01	0.07	7.8
SS12-0091	Soil	4.65	10.4	2.03	2.24	<0.05	0.02	0.13	13.4	0.29	2500	6.47	<0.01	0.07	7.0
SS12-0092	Soil	2.96	7.8	0.97	1.12	<0.05	0.01	0.10	5.8	0.09	1923	6.76	<0.01	0.09	3.0
SS12-0093	Soil	3.36	2.6	0.36	0.47	<0.05	<0.01	0.07	1.5	0.03	230	5.10	<0.01	0.06	0.9
SS12-0094	Soil	2.88	16.1	2.32	3.16	<0.05	0.03	0.11	11.7	0.34	1648	5.44	0.01	0.19	12.6
SS12-0096	Soil	2.53	11.9	1.22	1.39	<0.05	0.01	0.13	5.9	0.11	2434	4.73	<0.01	0.13	3.8
SS12-0097	Soil	4.52	8.8	1.57	1.88	<0.05	0.02	0.14	13.7	0.20	1933	4.52	<0.01	0.10	7.7
SS12-0098	Soil	5.00	5.1	0.73	0.91	<0.05	0.01	0.12	3.9	0.06	1485	6.28	<0.01	0.07	2.2
SS12-0099	Soil	3.38	4.8	0.82	0.93	<0.05	0.01	0.12	2.9	0.04	2284	7.99	<0.01	0.10	1.2
SS12-0100	Soil	4.00	4.1	0.77	0.82	<0.05	0.01	0.10	3.5	0.04	849	9.68	<0.01	0.13	1.8
SS12-0101	Soil	1.45	6.3	0.88	0.83	<0.05	0.01	0.08	4.2	0.07	1283	4.88	<0.01	0.11	2.0
SS12-0103	Soil	5.07	13.4	2.81	1.69	<0.05	0.02	0.10	7.9	0.14	2432	4.90	<0.01	0.17	4.9
SS12-0104	Soil	4.46	13.0	2.19	1.80	<0.05	0.02	0.08	5.4	0.16	2547	5.13	<0.01	0.21	6.1
SS12-0105	Soil	3.00	7.4	1.25	1.27	<0.05	0.01	0.10	4.9	0.08	1490	3.43	<0.01	0.13	3.0
SS12-0106	Soil	2.95	9.5	1.43	1.57	<0.05	0.02	0.11	5.9	0.13	1956	3.21	<0.01	0.11	4.6
SS12-0107	Soil	1.27	12.6	1.73	2.31	<0.05	0.43	0.10	3.0	0.13	3896	4.84	<0.01	0.14	3.9
SS12-0108	Soil	1.30	6.5	0.83	1.09	<0.05	0.01	0.10	2.3	0.08	1492	2.14	<0.01	0.13	3.8
SS12-0109	Soil	1.41	3.7	0.74	0.81	<0.05	0.01	0.11	1.3	0.06	1147	1.43	<0.01	0.07	2.2
SS12-0110	Soil	0.98	7.8	1.07	1.28	<0.05	0.02	0.11	2.2	0.11	1346	1.15	0.01	0.09	4.3
SS12-0111	Soil	3.71	15.1	2.52	1.43	<0.05	0.03	0.12	3.1	0.13	1460	1.42	<0.01	0.06	5.5
SS12-0112	Soil	4.05	10.3	1.72	1.82	<0.05	0.05	0.08	4.7	0.16	3021	8.21	<0.01	0.12	4.8
SS12-0113	Soil	2.40	11.4	1.22	1.36	<0.05	0.01	0.09	3.5	0.11	1554	3.07	<0.01	0.14	4.0
SS12-0114	Soil	3.75	25.2	2.31	2.13	<0.05	0.03	0.09	3.5	0.20	3089	9.37	0.01	0.16	6.1
SS12-0116	Soil	3.78	14.0	1.18	1.57	<0.05	0.02	0.09	2.5	0.12	1879	6.45	<0.01	0.14	3.8
SS12-0117	Soil	1.43	14.8	1.51	1.93	<0.05	0.02	0.09	3.6	0.13	1975	2.14	0.01	0.19	6.4
SS12-0118	Soil	2.31	18.0	1.46	2.31	<0.05	0.02	0.10	4.8	0.16	1552	1.51	<0.01	0.16	8.2
SS12-0119	Soil	1.45	6.0	1.07	1.00	<0.05	0.02	0.08	1.0	0.04	2513	5.82	<0.01	0.12	1.9
SS12-0121	Soil	3.55	9.4	1.52	1.03	<0.05	0.02	0.08	1.7	0.06	3255	9.49	0.01	0.13	3.2
SS12-0122	Soil	4.21	12.5	1.93	1.26	<0.05	0.02	0.07	2.6	0.10	2029	22.75	<0.01	0.10	5.3
SS12-0123	Soil	3.05	11.5	1.52	1.30	<0.05	0.02	0.10	2.2	0.09	1620	1.97	0.01	0.11	4.8
SS12-0124	Soil	3.77	12.5	1.68	1.23	<0.05	0.02	0.10	2.2	0.07	1728	1.72	0.01	0.11	3.9
SS12-0125	Soil	3.53	5.3	0.67	0.87	<0.05	0.01	0.11	1.3	0.03	2128	12.64	<0.01	0.05	1.2
SS12-0126	Soil	2.81	10.0	1.43	0.94	<0.05	0.02	0.09	1.3	0.05	2104	4.40	<0.01	0.09	2.5
SS12-0127	Soil	1.67	6.3	1.17	1.10	<0.05	0.01	0.09	1.9	0.04	2377	8.50	<0.01	0.14	2.2
SS12-0128	Soil	1.98	1.3	0.15	0.48	<0.05	<0.01	0.15	0.6	0.01	176	0.77	<0.01	0.05	0.4
SS12-0129	Soil	2.54	13.1	1.26	1.86	<0.05	0.03	0.12	4.7	0.09	1243	7.45	<0.01	0.19	3.0
SS12-0130	Soil	1.78	7.8	1.19	0.82	<0.05	0.02	0.07	3.1	0.04	1966	17.84	<0.01	0.08	1.3
SS12-0131	Soil	1.88	9.7	0.92	1.23	<0.05	0.01	0.08	3.9	0.06	1690	7.12	<0.01	0.12	2.2
SS12-0132	Soil	7.59	7.7	0.57	0.69	<0.05	0.01	0.11	4.4	0.03	608	4.41	<0.01	0.06	0.7

INSPECTORATE
A Bureau Veritas Group Company
#200 - 11620 Horseshoe Way
Richmond, BC V7A 4V5 Canada

Certificate of Analysis

12-360-08051-01

Brixton Metals Corporation
1411-409 Granville Street
Vancouver, BC V6C 1T2

Sample Description	Sample Type	P 50-AR-UT ppm 5	Pb 50-AR-UT ppm 0.2	Rb 50-AR-UT ppm 0.1	Re 50-AR-UT ppm 0.01	S 50-AR-UT % 0.01	Sb 50-AR-UT ppm 0.05	Sc 50-AR-UT ppm 0.1	Se 50-AR-UT ppm 0.2	Sn 50-AR-UT ppm 0.2	Sr 50-AR-UT ppm 0.2	Ta 50-AR-UT ppm 0.01	Te 50-AR-UT ppm 0.01	Th 50-AR-UT ppm 0.2	Ti 50-AR-UT % 0.005
SS12-0001	Soil	333	140.5	7.2	<0.01	0.02	7.86	0.7	0.3	<0.2	17.1	<0.01	0.02	3.6	<0.005
SS12-0002	Soil	378	103.1	7.6	<0.01	0.11	7.38	0.7	0.3	<0.2	95.7	<0.01	0.02	3.1	<0.005
SS12-0003	Soil	508	122.4	6.8	<0.01	0.09	11.22	0.9	<0.2	<0.2	199.1	<0.01	0.03	7.4	<0.005
SS12-0004	Soil	356	92.9	9.3	<0.01	0.03	7.85	0.7	0.2	<0.2	40.9	<0.01	0.05	1.5	<0.005
SS12-0005	Soil	471	323.1	9.4	<0.01	0.02	8.31	1.2	0.4	<0.2	47.0	<0.01	0.50	3.1	<0.005
SS12-0006	Soil	266	219.1	7.0	<0.01	0.03	7.53	1.1	<0.2	<0.2	33.4	<0.01	0.05	2.6	<0.005
SS12-0007	Soil	626	77.2	7.6	<0.01	0.02	3.44	2.8	0.5	<0.2	23.5	<0.01	0.07	2.5	0.011
SS12-0008	Soil	410	96.6	6.0	<0.01	0.02	3.59	1.1	0.4	<0.2	15.1	<0.01	0.06	4.1	<0.005
SS12-0009	Soil	415	76.0	6.3	<0.01	0.01	4.56	1.4	0.3	<0.2	16.3	<0.01	0.06	2.2	0.005
SS12-0010	Soil	211	79.6	5.3	<0.01	0.01	3.85	0.7	<0.2	<0.2	16.2	<0.01	0.02	4.6	<0.005
SS12-0011	Soil	257	115.9	6.4	<0.01	0.03	5.90	1.1	<0.2	<0.2	26.9	<0.01	0.06	6.2	<0.005
SS12-0012	Soil	525	141.4	8.1	<0.01	0.11	8.02	1.2	0.7	<0.2	41.9	<0.01	0.08	3.1	<0.005
SS12-0013	Soil	978	87.4	8.9	<0.01	0.05	14.08	3.4	0.5	<0.2	48.0	<0.01	0.04	4.5	<0.005
SS12-0014	Soil	548	91.1	8.3	<0.01	0.11	34.54	1.3	0.5	<0.2	133.8	<0.01	0.03	2.7	<0.005
SS12-0016	Soil	420	283.1	8.9	<0.01	0.03	6.92	0.9	0.3	<0.2	19.6	<0.01	0.02	2.4	<0.005
SS12-0017	Soil	1011	187.3	11.1	<0.01	0.08	9.63	3.2	1.0	<0.2	29.1	<0.01	0.15	2.0	<0.005
SS12-0018	Soil	235	43.7	6.1	<0.01	0.19	4.38	1.0	0.2	<0.2	29.1	<0.01	0.08	2.4	<0.005
SS12-0019	Soil	173	78.2	4.9	<0.01	0.03	1.61	0.6	<0.2	<0.2	12.8	<0.01	0.01	5.3	<0.005
SS12-0021	Soil	510	46.3	8.2	<0.01	0.04	2.06	1.0	0.5	<0.2	13.3	<0.01	0.07	1.9	<0.005
SS12-0022	Soil	201	62.6	6.2	<0.01	<0.01	1.72	0.8	<0.2	<0.2	12.5	<0.01	0.02	6.1	<0.005
SS12-0023	Soil	261	70.2	5.6	<0.01	0.01	1.80	1.0	0.2	<0.2	16.6	<0.01	0.04	6.8	<0.005
SS12-0024	Soil	1129	19.5	8.6	<0.01	<0.01	10.06	9.9	0.2	<0.2	71.4	<0.01	<0.01	12.3	<0.005
SS12-0025	Soil	302	49.4	6.6	<0.01	0.01	3.09	1.8	0.2	<0.2	18.7	<0.01	0.07	6.5	<0.005
SS12-0026	Soil	312	58.4	5.1	<0.01	0.02	2.48	2.0	0.3	<0.2	21.0	<0.01	0.03	5.0	<0.005
SS12-0027	Soil	648	50.5	5.4	<0.01	0.01	2.41	2.5	0.2	<0.2	19.2	<0.01	0.05	6.9	0.006
SS12-0028	Soil	262	95.5	5.6	<0.01	<0.01	1.48	1.4	<0.2	<0.2	19.1	<0.01	0.03	9.0	<0.005
SS12-0029	Soil	2809	32.5	10.5	<0.01	0.06	5.19	9.6	0.5	0.2	64.7	<0.01	0.04	3.6	0.008
SS12-0030	Soil	452	101.5	6.4	<0.01	0.01	5.68	1.9	0.3	<0.2	25.5	<0.01	0.03	7.2	<0.005
SS12-0031	Soil	526	103.2	6.4	<0.01	0.02	9.80	1.7	0.2	<0.2	27.0	<0.01	0.03	7.7	<0.005
SS12-0032	Soil	353	59.1	6.5	<0.01	0.16	38.08	0.8	0.3	<0.2	121.6	<0.01	0.01	2.4	<0.005
SS12-0033	Soil	616	79.2	9.5	<0.01	0.04	5.12	2.2	0.8	<0.2	27.4	<0.01	0.06	2.9	<0.005
SS12-0034	Soil	409	93.7	8.3	<0.01	0.02	5.31	1.9	0.4	<0.2	22.8	<0.01	0.04	3.8	<0.005
SS12-0035	Soil	260	42.3	6.3	<0.01	0.01	1.80	0.8	<0.2	<0.2	16.9	<0.01	0.02	4.8	<0.005
SS12-0037	Soil	249	65.8	4.7	<0.01	0.01	2.74	1.4	0.2	<0.2	17.5	<0.01	0.04	4.0	<0.005
SS12-0038	Soil	363	63.1	6.8	<0.01	0.02	3.48	1.5	0.3	<0.2	23.8	0.01	0.04	2.9	0.006
SS12-0039	Soil	974	797.3	6.7	<0.01	0.04	11.48	4.7	0.5	<0.2	41.9	<0.01	0.06	5.1	<0.005
SS12-0041	Soil	782	493.9	6.7	<0.01	0.03	10.91	3.3	0.6	<0.2	36.0	<0.01	0.11	4.1	<0.005
SS12-0042	Soil	391	71.8	5.7	<0.01	0.02	2.06	1.0	0.3	<0.2	18.7	<0.01	0.13	3.0	0.005
SS12-0043	Soil	626	76.6	7.2	<0.01	0.04	5.62	1.4	0.5	<0.2	22.9	<0.01	0.07	5.0	<0.005
SS12-0044	Soil	438	164.8	8.8	<0.01	0.03	2.39	1.3	0.5	<0.2	24.2	<0.01	0.12	3.1	0.005

INSPECTORATE
A Bureau Veritas Group Company
#200 - 11620 Horseshoe Way
Richmond, BC V7A 4V5 Canada

Certificate of Analysis

12-360-08051-01

Brixton Metals Corporation
1411-409 Granville Street
Vancouver, BC V6C 1T2

Sample Description	Sample Type	P 50-AR-UT ppm 5	Pb 50-AR-UT ppm 0.2	Rb 50-AR-UT ppm 0.1	Re 50-AR-UT ppm 0.01	S 50-AR-UT % 0.01	Sb 50-AR-UT ppm 0.05	Sc 50-AR-UT ppm 0.1	Se 50-AR-UT ppm 0.2	Sn 50-AR-UT ppm 0.2	Sr 50-AR-UT ppm 0.2	Ta 50-AR-UT ppm 0.01	Te 50-AR-UT ppm 0.01	Th 50-AR-UT ppm 0.2	Ti 50-AR-UT % 0.005
SS12-0045	Soil	276	319.2	5.3	<0.01	0.02	4.61	0.9	0.4	<0.2	31.4	<0.01	0.10	4.9	<0.005
SS12-0046	Soil	299	183.2	4.0	<0.01	0.02	5.90	1.2	<0.2	<0.2	21.5	<0.01	0.06	5.0	<0.005
SS12-0047	Soil	348	94.2	6.1	<0.01	0.02	1.90	1.5	0.3	<0.2	25.3	<0.01	0.05	5.2	<0.005
SS12-0048	Soil	471	144.4	5.6	<0.01	0.02	3.48	2.4	0.3	<0.2	23.5	<0.01	0.06	6.5	<0.005
SS12-0049	Soil	677	86.7	6.1	<0.01	0.02	5.39	2.3	0.4	<0.2	26.0	<0.01	0.15	6.4	<0.005
SS12-0050	Soil	752	117.3	5.9	<0.01	0.02	3.93	2.4	0.3	<0.2	32.3	<0.01	0.18	6.3	<0.005
SS12-0051	Soil	460	111.3	6.6	<0.01	0.01	4.26	2.4	0.3	<0.2	30.7	<0.01	0.06	6.8	<0.005
SS12-0052	Soil	342	148.7	6.1	<0.01	0.01	2.47	1.8	0.3	<0.2	34.3	<0.01	0.04	7.5	<0.005
SS12-0053	Soil	357	71.4	5.3	<0.01	0.01	1.68	0.9	<0.2	<0.2	24.2	<0.01	0.04	6.3	<0.005
SS12-0054	Soil	399	93.6	5.4	<0.01	<0.01	3.26	1.1	<0.2	<0.2	23.2	<0.01	0.02	7.0	<0.005
SS12-0055	Soil	324	65.1	5.1	<0.01	<0.01	2.35	1.3	0.2	<0.2	18.5	<0.01	0.02	7.3	<0.005
SS12-0057	Soil	386	59.6	9.3	<0.01	0.03	3.22	2.2	0.6	<0.2	28.1	<0.01	0.31	2.0	0.005
SS12-0058	Soil	1228	30.6	7.2	<0.01	0.02	7.64	5.5	0.4	<0.2	24.3	<0.01	0.06	3.5	<0.005
SS12-0059	Soil	278	41.0	7.8	<0.01	0.02	1.49	1.0	0.4	<0.2	14.0	<0.01	0.06	1.7	<0.005
SS12-0061	Soil	696	85.8	6.7	<0.01	<0.01	2.28	2.5	0.3	<0.2	26.8	<0.01	0.04	11.3	0.005
SS12-0062	Soil	211	27.9	7.8	<0.01	0.01	1.14	0.7	0.3	<0.2	15.5	<0.01	0.04	6.3	<0.005
SS12-0063	Soil	379	62.6	4.7	<0.01	0.01	2.44	1.3	<0.2	<0.2	23.2	<0.01	0.05	6.2	<0.005
SS12-0064	Soil	820	78.8	8.9	<0.01	0.05	4.62	1.7	0.6	<0.2	73.8	<0.01	0.06	2.7	<0.005
SS12-0065	Soil	346	92.5	4.1	<0.01	0.35	3.41	1.3	0.5	<0.2	62.5	<0.01	0.13	5.7	<0.005
SS12-0066	Soil	344	64.3	3.9	<0.01	<0.01	1.97	1.1	<0.2	<0.2	19.8	<0.01	0.04	6.1	<0.005
SS12-0067	Soil	497	111.7	5.7	<0.01	<0.01	3.38	1.9	0.2	<0.2	24.9	<0.01	0.03	6.2	<0.005
SS12-0068	Soil	326	112.2	5.8	<0.01	0.01	2.94	1.3	<0.2	<0.2	27.5	<0.01	0.02	7.2	<0.005
SS12-0069	Soil	371	117.5	5.5	<0.01	0.01	4.35	1.8	0.3	<0.2	23.1	<0.01	0.45	7.2	0.006
SS12-0070	Soil	594	136.5	9.4	<0.01	0.02	5.42	4.5	0.5	<0.2	36.6	<0.01	0.10	13.3	<0.005
SS12-0071	Soil	668	79.6	5.9	<0.01	0.01	3.27	3.6	0.2	<0.2	25.7	<0.01	0.11	6.5	<0.005
SS12-0072	Soil	310	72.3	5.8	<0.01	0.03	1.94	1.4	<0.2	<0.2	21.3	<0.01	0.11	6.8	<0.005
SS12-0073	Soil	397	108.7	5.2	<0.01	0.01	2.58	1.3	<0.2	<0.2	19.3	<0.01	0.12	6.8	<0.005
SS12-0074	Soil	461	537.5	7.0	<0.01	0.04	3.27	1.1	0.4	<0.2	33.2	<0.01	0.82	8.8	<0.005
SS12-0075	Soil	669	278.9	13.2	<0.01	0.04	4.84	1.5	0.5	<0.2	30.4	0.02	0.14	6.0	<0.005
SS12-0077	Soil	343	97.8	6.6	<0.01	0.03	1.84	0.8	0.3	<0.2	22.0	<0.01	0.11	5.0	<0.005
SS12-0078	Soil	490	101.9	6.1	<0.01	0.02	2.81	1.8	0.4	<0.2	24.1	<0.01	0.11	6.5	0.007
SS12-0079	Soil	504	54.9	7.0	<0.01	0.02	9.44	1.8	0.4	<0.2	26.0	<0.01	0.10	3.5	0.006
SS12-0081	Soil	547	91.4	7.4	<0.01	0.03	2.47	2.0	0.4	<0.2	23.8	<0.01	0.16	2.5	0.008
SS12-0082	Soil	655	100.0	8.6	<0.01	0.02	2.20	3.1	0.4	0.2	25.7	<0.01	0.13	2.2	0.012
SS12-0083	Soil	417	187.3	7.2	<0.01	0.02	3.21	2.1	0.4	<0.2	26.3	<0.01	0.07	3.5	0.009
SS12-0084	Soil	308	54.5	5.5	<0.01	0.01	2.84	1.1	0.2	<0.2	18.5	<0.01	0.03	3.9	<0.005
SS12-0085	Soil	217	47.9	5.2	<0.01	<0.01	4.17	0.7	<0.2	<0.2	16.3	<0.01	0.02	4.1	<0.005
SS12-0086	Soil	156	56.9	6.3	<0.01	<0.01	2.19	0.8	<0.2	<0.2	13.5	<0.01	0.03	3.5	<0.005
SS12-0087	Soil	201	62.2	6.1	<0.01	<0.01	4.11	0.7	<0.2	<0.2	17.9	<0.01	0.01	5.4	<0.005
SS12-0088	Soil	189	52.6	9.5	<0.01	0.01	3.50	1.1	0.2	<0.2	28.0	<0.01	0.02	10.4	<0.005

INSPECTORATE
A Bureau Veritas Group Company
#200 - 11620 Horseshoe Way
Richmond, BC V7A 4V5 Canada

Certificate of Analysis

12-360-08051-01

Brixton Metals Corporation
1411-409 Granville Street
Vancouver, BC V6C 1T2

Sample Description	Sample Type	P 50-AR-UT ppm 5	Pb 50-AR-UT ppm 0.2	Rb 50-AR-UT ppm 0.1	Re 50-AR-UT ppm 0.01	S 50-AR-UT % 0.01	Sb 50-AR-UT ppm 0.05	Sc 50-AR-UT ppm 0.1	Se 50-AR-UT ppm 0.2	Sn 50-AR-UT ppm 0.2	Sr 50-AR-UT ppm 0.2	Ta 50-AR-UT ppm 0.01	Te 50-AR-UT ppm 0.01	Th 50-AR-UT ppm 0.2	Ti 50-AR-UT % 0.005
SS12-0089	Soil	255	49.5	7.0	<0.01	0.01	7.80	0.8	<0.2	<0.2	25.8	<0.01	0.01	7.5	<0.005
SS12-0090	Soil	914	60.3	8.2	<0.01	0.02	3.30	2.6	0.3	<0.2	28.6	<0.01	0.01	8.7	<0.005
SS12-0091	Soil	732	70.9	7.2	<0.01	0.01	3.67	2.2	0.2	<0.2	26.2	<0.01	0.03	7.6	<0.005
SS12-0092	Soil	259	64.5	6.4	<0.01	0.01	3.88	0.9	<0.2	<0.2	23.5	<0.01	0.02	4.7	<0.005
SS12-0093	Soil	94	81.8	4.8	<0.01	<0.01	2.96	0.4	<0.2	<0.2	30.6	<0.01	0.03	3.1	<0.005
SS12-0094	Soil	533	96.1	8.4	<0.01	0.03	4.31	2.3	0.5	<0.2	30.9	<0.01	0.07	3.3	<0.005
SS12-0096	Soil	301	139.8	6.0	<0.01	0.02	5.62	1.3	<0.2	<0.2	25.5	<0.01	0.03	2.9	<0.005
SS12-0097	Soil	558	68.2	8.4	<0.01	0.02	5.50	2.0	0.3	<0.2	34.0	<0.01	0.02	5.9	<0.005
SS12-0098	Soil	204	93.3	8.1	<0.01	0.01	3.77	1.0	<0.2	<0.2	23.4	<0.01	0.02	6.4	<0.005
SS12-0099	Soil	216	69.7	7.4	<0.01	0.02	4.22	0.9	0.3	<0.2	31.8	<0.01	0.02	5.5	<0.005
SS12-0100	Soil	204	53.5	6.6	<0.01	0.04	5.28	0.7	<0.2	<0.2	31.1	<0.01	0.02	2.9	<0.005
SS12-0101	Soil	266	44.0	5.1	<0.01	<0.01	2.41	0.8	0.3	<0.2	13.8	<0.01	0.01	4.4	<0.005
SS12-0103	Soil	804	72.2	6.9	<0.01	0.03	5.75	3.2	0.4	<0.2	34.5	<0.01	0.04	2.9	<0.005
SS12-0104	Soil	403	88.2	5.8	<0.01	0.03	4.73	2.2	0.4	<0.2	28.3	<0.01	0.07	3.2	0.009
SS12-0105	Soil	344	64.1	6.6	<0.01	0.02	6.10	1.1	0.3	<0.2	27.7	<0.01	0.04	3.5	<0.005
SS12-0106	Soil	312	75.5	6.8	<0.01	0.03	6.94	1.5	0.2	<0.2	49.0	<0.01	0.04	5.1	<0.005
SS12-0107	Soil	175	504.8	7.4	<0.01	<0.01	2.24	1.6	0.3	<0.2	29.9	<0.01	0.05	5.2	<0.005
SS12-0108	Soil	188	45.9	7.0	<0.01	0.01	1.37	1.3	0.2	<0.2	19.8	<0.01	0.03	4.4	<0.005
SS12-0109	Soil	244	41.9	7.0	<0.01	0.01	1.05	1.0	<0.2	<0.2	19.4	<0.01	0.01	7.4	<0.005
SS12-0110	Soil	235	60.0	6.7	<0.01	<0.01	1.12	1.3	<0.2	<0.2	20.3	<0.01	0.04	5.3	<0.005
SS12-0111	Soil	734	40.8	6.2	<0.01	0.01	2.53	4.1	0.3	<0.2	32.0	<0.01	0.04	7.0	<0.005
SS12-0112	Soil	340	246.3	5.8	<0.01	0.01	2.95	1.5	0.2	<0.2	32.3	<0.01	0.05	3.5	<0.005
SS12-0113	Soil	272	52.7	5.8	<0.01	0.03	2.17	1.2	0.3	<0.2	21.4	0.02	0.05	3.9	<0.005
SS12-0114	Soil	431	257.3	6.2	<0.01	0.02	4.14	2.9	0.3	<0.2	45.3	<0.01	0.11	6.7	0.006
SS12-0116	Soil	327	86.4	7.2	<0.01	0.03	2.52	1.5	0.4	<0.2	32.3	<0.01	0.04	4.1	<0.005
SS12-0117	Soil	444	58.4	7.6	<0.01	0.04	2.27	1.5	0.5	<0.2	41.7	<0.01	0.03	3.3	<0.005
SS12-0118	Soil	427	129.9	8.5	<0.01	0.03	2.63	1.3	0.4	<0.2	20.4	<0.01	0.05	3.8	<0.005
SS12-0119	Soil	210	74.1	6.0	<0.01	0.02	2.15	0.9	0.3	<0.2	20.7	<0.01	0.04	7.1	<0.005
SS12-0121	Soil	416	77.1	6.0	<0.01	0.01	2.50	1.2	0.3	<0.2	28.4	<0.01	0.03	5.0	<0.005
SS12-0122	Soil	375	81.6	5.5	<0.01	<0.01	3.99	2.3	0.3	<0.2	27.7	<0.01	0.05	5.0	<0.005
SS12-0123	Soil	475	81.3	7.4	<0.01	0.01	2.22	2.7	0.4	<0.2	25.1	<0.01	0.04	7.1	<0.005
SS12-0124	Soil	522	66.6	7.1	<0.01	<0.01	2.45	2.7	0.3	<0.2	21.3	<0.01	0.02	7.2	<0.005
SS12-0125	Soil	114	265.4	6.4	<0.01	0.02	3.91	1.1	0.2	<0.2	29.6	<0.01	0.02	8.9	<0.005
SS12-0126	Soil	347	80.9	6.1	<0.01	<0.01	2.38	2.0	<0.2	<0.2	22.6	<0.01	0.03	7.1	<0.005
SS12-0127	Soil	215	80.7	5.5	<0.01	<0.01	1.91	0.8	0.2	<0.2	23.0	<0.01	0.03	12.4	<0.005
SS12-0128	Soil	177	59.1	11.2	<0.01	<0.01	3.74	0.3	<0.2	<0.2	14.2	<0.01	0.02	7.3	<0.005
SS12-0129	Soil	458	130.7	9.9	<0.01	0.04	2.05	0.8	0.4	<0.2	34.7	<0.01	0.05	3.1	<0.005
SS12-0130	Soil	315	168.6	4.6	<0.01	0.01	2.13	0.7	0.2	<0.2	17.7	<0.01	0.13	7.0	<0.005
SS12-0131	Soil	274	101.6	5.9	<0.01	0.01	2.41	0.7	0.3	<0.2	19.1	<0.01	0.03	6.0	<0.005
SS12-0132	Soil	249	148.0	8.2	<0.01	<0.01	4.62	0.5	<0.2	<0.2	21.6	<0.01	0.03	15.6	<0.005

INSPECTORATE
A Bureau Veritas Group Company
#200 - 11620 Horseshoe Way
Richmond, BC V7A 4V5 Canada

Certificate of Analysis

12-360-08051-01

Brixton Metals Corporation
1411-409 Granville Street
Vancouver, BC V6C 1T2

Sample Description	Sample Type	Tl 50-AR-UT ppm 0.05	U 50-AR-UT ppm 0.05	V 50-AR-UT ppm 1	W 50-AR-UT ppm 0.05	Y 50-AR-UT ppm 0.05	Zn 50-AR-UT ppm 1	Zr 50-AR-UT ppm 0.5
SS12-0001	Soil	0.19	4.22	5	0.49	8.11	57	2.4
SS12-0002	Soil	0.10	2.25	7	0.38	3.35	66	0.7
SS12-0003	Soil	0.16	4.49	8	0.37	3.59	48	1.3
SS12-0004	Soil	0.12	2.72	6	0.36	4.19	63	1.2
SS12-0005	Soil	0.17	3.81	11	0.38	10.05	165	0.9
SS12-0006	Soil	0.14	4.35	6	0.33	5.88	178	2.7
SS12-0007	Soil	0.12	1.71	47	0.26	7.90	101	0.7
SS12-0008	Soil	0.07	2.11	12	0.22	8.39	98	1.3
SS12-0009	Soil	0.09	2.20	21	0.30	5.08	89	0.7
SS12-0010	Soil	0.11	1.96	5	0.29	3.81	71	2.6
SS12-0011	Soil	0.18	2.98	4	0.28	5.74	111	4.4
SS12-0012	Soil	0.17	4.42	6	0.40	10.60	122	1.1
SS12-0013	Soil	0.38	7.18	14	1.05	20.70	139	3.9
SS12-0014	Soil	0.48	8.03	5	0.48	9.81	66	1.1
SS12-0016	Soil	0.12	2.00	8	0.58	4.78	125	1.0
SS12-0017	Soil	0.22	1.37	24	0.46	9.06	184	2.1
SS12-0018	Soil	0.13	3.01	6	0.24	4.65	33	1.4
SS12-0019	Soil	0.08	1.14	2	0.20	2.81	71	6.0
SS12-0021	Soil	0.16	2.04	10	0.17	7.08	48	5.8
SS12-0022	Soil	0.09	2.06	5	0.18	6.24	32	3.3
SS12-0023	Soil	0.08	1.67	4	0.23	5.27	49	6.8
SS12-0024	Soil	0.11	2.53	25	0.28	8.27	57	2.1
SS12-0025	Soil	0.08	2.90	19	0.29	7.11	59	2.5
SS12-0026	Soil	0.07	1.16	20	0.39	7.93	43	3.0
SS12-0027	Soil	0.09	1.57	29	0.53	7.51	52	3.1
SS12-0028	Soil	0.08	1.46	4	0.40	6.09	49	14.6
SS12-0029	Soil	0.13	1.69	52	1.18	17.43	111	3.1
SS12-0030	Soil	0.11	3.46	11	0.46	9.50	57	4.5
SS12-0031	Soil	0.20	9.31	9	0.38	8.87	77	5.0
SS12-0032	Soil	0.34	14.73	4	0.26	5.28	52	1.1
SS12-0033	Soil	0.13	6.89	17	0.37	16.91	166	2.1
SS12-0034	Soil	0.11	4.31	10	0.27	11.83	66	2.8
SS12-0035	Soil	0.07	1.87	5	0.31	6.32	28	2.3
SS12-0037	Soil	0.08	2.74	9	0.27	6.81	76	4.2
SS12-0038	Soil	0.08	2.39	15	0.28	8.14	65	1.8
SS12-0039	Soil	0.40	3.95	29	0.52	13.47	445	4.8
SS12-0041	Soil	0.21	3.45	24	0.41	13.24	282	4.5
SS12-0042	Soil	0.09	1.41	17	0.14	4.66	56	1.2
SS12-0043	Soil	0.09	2.88	15	0.21	12.78	68	3.3
SS12-0044	Soil	0.15	2.93	17	0.15	11.52	160	2.3

INSPECTORATE
A Bureau Veritas Group Company
#200 - 11620 Horseshoe Way
Richmond, BC V7A 4V5 Canada

Certificate of Analysis

12-360-08051-01

Brixton Metals Corporation
1411-409 Granville Street
Vancouver, BC V6C 1T2

Sample Description	Sample Type	Tl 50-AR-UT ppm 0.05	U 50-AR-UT ppm 0.05	V 50-AR-UT ppm 1	W 50-AR-UT ppm 0.05	Y 50-AR-UT ppm 0.05	Zn 50-AR-UT ppm 1	Zr 50-AR-UT ppm 0.5
SS12-0045	Soil	0.43	3.92	6	0.23	8.48	203	2.9
SS12-0046	Soil	0.12	1.89	11	0.20	4.62	135	4.7
SS12-0047	Soil	0.06	1.98	10	1.06	7.01	86	5.7
SS12-0048	Soil	0.09	1.57	12	0.70	6.85	119	7.5
SS12-0049	Soil	0.08	2.05	14	0.32	8.69	91	5.2
SS12-0050	Soil	0.12	2.79	14	0.31	8.62	153	4.9
SS12-0051	Soil	0.20	2.30	18	0.22	8.08	92	3.3
SS12-0052	Soil	0.07	3.78	12	0.16	7.24	132	8.4
SS12-0053	Soil	0.06	1.92	7	0.13	6.60	64	6.3
SS12-0054	Soil	0.08	2.42	6	0.25	5.43	85	7.3
SS12-0055	Soil	0.07	1.49	9	0.83	5.58	38	3.8
SS12-0057	Soil	0.12	1.04	44	0.19	5.63	91	0.9
SS12-0058	Soil	0.14	1.36	36	0.88	11.00	83	1.1
SS12-0059	Soil	0.06	1.41	11	0.26	6.27	34	0.9
SS12-0061	Soil	0.08	1.80	23	0.35	8.21	50	9.3
SS12-0062	Soil	0.06	1.19	7	0.81	5.39	19	1.6
SS12-0063	Soil	0.12	1.50	11	0.18	5.30	61	6.6
SS12-0064	Soil	0.16	6.32	21	0.36	16.55	88	5.4
SS12-0065	Soil	0.20	2.54	8	0.21	4.81	82	7.0
SS12-0066	Soil	0.05	1.21	10	0.26	4.68	51	9.3
SS12-0067	Soil	0.08	1.86	11	0.38	7.16	63	6.3
SS12-0068	Soil	0.10	2.33	8	0.35	5.73	65	9.6
SS12-0069	Soil	0.10	2.26	16	0.20	7.78	93	7.2
SS12-0070	Soil	0.14	8.00	24	0.35	16.34	121	4.3
SS12-0071	Soil	0.10	1.64	18	0.35	7.55	106	6.3
SS12-0072	Soil	0.08	1.43	4	0.25	5.13	67	9.3
SS12-0073	Soil	0.09	1.63	6	0.30	6.20	109	7.8
SS12-0074	Soil	0.07	4.70	6	0.20	8.55	293	4.3
SS12-0075	Soil	0.12	9.94	14	0.38	12.76	157	6.2
SS12-0077	Soil	0.09	2.11	5	0.14	7.11	122	2.7
SS12-0078	Soil	0.13	2.45	17	0.18	9.10	119	5.4
SS12-0079	Soil	0.15	3.39	21	0.21	9.55	64	2.8
SS12-0081	Soil	0.13	2.29	31	0.24	8.68	117	1.2
SS12-0082	Soil	0.11	2.42	47	0.22	9.04	138	1.8
SS12-0083	Soil	0.17	2.76	23	0.23	9.08	260	2.1
SS12-0084	Soil	0.10	2.51	8	0.26	5.93	60	2.5
SS12-0085	Soil	0.10	2.24	6	0.25	3.72	45	2.8
SS12-0086	Soil	0.10	2.18	4	0.34	3.93	57	2.2
SS12-0087	Soil	0.15	3.13	2	0.24	3.71	51	6.3
SS12-0088	Soil	0.12	2.81	3	0.32	6.56	35	10.2

INSPECTORATE
A Bureau Veritas Group Company
#200 - 11620 Horseshoe Way
Richmond, BC V7A 4V5 Canada

Certificate of Analysis

12-360-08051-01

Brixton Metals Corporation
1411-409 Granville Street
Vancouver, BC V6C 1T2

Sample Description	Sample Type	Tl 50-AR-UT ppm 0.05	U 50-AR-UT ppm 0.05	V 50-AR-UT ppm 1	W 50-AR-UT ppm 0.05	Y 50-AR-UT ppm 0.05	Zn 50-AR-UT ppm 1	Zr 50-AR-UT ppm 0.5
SS12-0089	Soil	0.12	4.19	3	0.87	4.60	46	5.9
SS12-0090	Soil	0.11	1.89	15	0.87	8.44	57	4.9
SS12-0091	Soil	0.14	2.28	15	0.71	8.56	50	4.5
SS12-0092	Soil	0.14	1.89	6	0.38	5.28	36	1.8
SS12-0093	Soil	0.05	1.00	2	0.39	1.42	24	2.3
SS12-0094	Soil	0.13	2.26	28	0.45	10.34	119	3.9
SS12-0096	Soil	0.12	1.46	10	0.61	6.09	44	1.8
SS12-0097	Soil	0.17	2.44	13	1.01	7.60	69	2.7
SS12-0098	Soil	0.16	2.56	4	0.35	4.76	74	6.8
SS12-0099	Soil	0.14	3.06	3	0.31	5.90	62	3.6
SS12-0100	Soil	0.15	2.70	4	0.21	3.01	44	1.4
SS12-0101	Soil	0.10	2.04	7	0.26	4.35	47	2.8
SS12-0103	Soil	0.14	3.55	25	0.56	10.64	108	3.4
SS12-0104	Soil	0.12	3.04	22	0.27	9.64	88	3.0
SS12-0105	Soil	0.15	2.34	11	0.26	6.50	58	1.4
SS12-0106	Soil	0.16	2.36	12	0.19	5.90	71	4.3
SS12-0107	Soil	0.08	2.27	17	0.25	5.58	217	3.1
SS12-0108	Soil	0.10	2.65	7	0.17	7.01	31	6.1
SS12-0109	Soil	0.08	1.75	5	0.30	4.91	31	9.0
SS12-0110	Soil	0.08	1.60	12	0.15	5.36	55	3.8
SS12-0111	Soil	0.12	1.91	32	0.66	8.29	73	3.3
SS12-0112	Soil	0.19	2.22	18	0.17	5.57	203	1.5
SS12-0113	Soil	0.09	1.59	13	0.15	6.00	43	1.7
SS12-0114	Soil	0.09	2.19	22	0.23	9.94	236	4.3
SS12-0116	Soil	0.08	3.07	12	0.12	9.38	106	2.0
SS12-0117	Soil	0.10	2.20	16	0.22	12.12	48	4.0
SS12-0118	Soil	0.09	1.59	18	0.25	6.44	54	1.6
SS12-0119	Soil	0.12	1.80	5	1.02	5.92	52	5.9
SS12-0121	Soil	0.08	2.92	7	0.16	9.43	81	4.2
SS12-0122	Soil	0.20	2.49	13	0.25	7.99	82	3.2
SS12-0123	Soil	0.07	1.92	14	0.33	9.87	62	5.7
SS12-0124	Soil	0.08	2.03	16	0.46	9.04	53	4.5
SS12-0125	Soil	0.19	1.81	3	0.21	4.87	269	8.0
SS12-0126	Soil	0.09	1.58	9	0.66	5.42	70	5.7
SS12-0127	Soil	0.09	2.46	3	0.40	4.88	70	5.8
SS12-0128	Soil	0.06	1.21	<1	0.10	2.62	62	10.6
SS12-0129	Soil	0.08	3.84	6	0.24	9.38	119	4.3
SS12-0130	Soil	0.09	2.33	2	0.13	5.24	194	8.6
SS12-0131	Soil	0.08	2.55	4	0.47	6.39	72	3.4
SS12-0132	Soil	0.13	3.02	1	1.00	4.81	102	6.2

INSPECTORATE
A Bureau Veritas Group Company
#200 - 11620 Horseshoe Way
Richmond, BC V7A 4V5 Canada

Certificate of Analysis

12-360-08051-01

Brixton Metals Corporation
1411-409 Granville Street
Vancouver, BC V6C 1T2

Sample Description	Sample Type	Au Au-1AT-AA ppm 0.005	Ag 50-AR-UT ppm 0.01	Ce 50-AR-UT ppm 0.02	Hf 50-AR-UT ppm 0.02	La 50-AR-UT ppm 0.2	Al 50-AR-UT % 0.01	As 50-AR-UT ppm 0.1	Ba 50-AR-UT ppm 5	Be 50-AR-UT ppm 0.05	Bi 50-AR-UT ppm 0.01	Ca 50-AR-UT % 0.01	Cd 50-AR-UT ppm 0.01	Co 50-AR-UT ppm 0.1	Cr 50-AR-UT ppm 1
SS12-0001	Soil		0.35	37.66	0.10	22.6	0.61	158.8	786	1.83	0.46	0.22	0.24	5.0	2
SS12-0001 Dup			0.36	40.31	0.09	23.7	0.62	170.3	801	1.79	0.44	0.22	0.24	5.1	3
QCV1210-01979-0002-BLK			<0.01	<0.02	<0.02	<0.2	<0.01	<0.1	<5	<0.05	<0.01	<0.01	<0.01	<0.1	<1
STD-Oreas501 expected			0.70	62.00	0.70	29.0	2.20	17.0			1.50	1.40	0.40	13.0	88
STD-Oreas501 result			0.82	60.06	0.42	31.2	2.15	15.8			1.58	1.33	0.36	12.8	83
SS12-0021	Soil		0.14	24.86	0.24	15.4	0.85	15.5	558	2.95	0.52	0.12	0.27	3.2	5
SS12-0021 Dup			0.14	22.98	0.26	14.9	0.82	14.9	545	2.82	0.52	0.12	0.27	3.2	5
QCV1210-01979-0005-BLK			<0.01	<0.02	<0.02	<0.2	<0.01	0.1	<5	<0.05	<0.01	<0.01	<0.01	<0.1	<1
STD-CDN-ME-16 expected			30.80												
STD-CDN-ME-16 result			32.80												
SS12-0041	Soil		6.09	38.51	0.12	21.3	0.78	289.3	739	1.97	0.82	0.36	1.77	11.7	6
SS12-0041 Dup			5.93	35.83	0.12	20.2	0.78	281.6	753	1.85	0.87	0.36	1.69	11.9	6
QCV1210-01979-0008-BLK			<0.01	<0.02	<0.02	<0.2	<0.01	0.2	<5	<0.05	<0.01	<0.01	<0.01	<0.1	<1
STD-Oreas501 expected			0.70	62.00	0.70	29.0	2.20	17.0			1.50	1.40	0.40	13.0	88
STD-Oreas501 result			0.84	60.78	0.42	31.0	2.16	21.8			1.48	1.31	0.37	12.1	82
SS12-0061	Soil		0.10	69.42	0.19	37.1	0.47	15.1	445	2.81	0.49	0.33	0.21	6.9	15
SS12-0061 Dup			0.11	65.01	0.21	36.7	0.47	15.5	436	2.86	0.52	0.32	0.21	6.5	15
QCV1210-01979-0011-BLK			<0.01	<0.02	<0.02	<0.2	<0.01	<0.1	<5	<0.05	<0.01	<0.01	<0.01	<0.1	<1
STD-OREAS 902-AR expected			0.28		0.54		0.54	569.0		0.99	8.43	4.19			24
STD-OREAS 902-AR result			0.33		0.47		0.46	571.7		0.87	7.74	4.30			21
SS12-0081	Soil		0.56	29.62	0.05	16.0	1.03	43.3	450	1.36	0.96	0.23	0.70	6.4	9
SS12-0081 Dup			0.67	27.16	0.05	15.4	1.01	40.1	463	1.33	1.01	0.23	0.70	6.0	9
QCV1210-01979-0014-BLK			<0.01	<0.02	<0.02	<0.2	<0.01	<0.1	<5	<0.05	<0.01	<0.01	<0.01	<0.1	<1
STD-Oreas501 expected			0.70	62.00	0.70	29.0	2.20	17.0			1.50	1.40	0.40	13.0	88
STD-Oreas501 result			0.80	62.03	0.41	31.4	2.18	20.3			1.51	1.34	0.36	11.9	86
SS12-0100	Soil		0.13	27.23	0.03	15.9	0.33	196.5	436	1.92	0.31	0.13	0.22	2.2	2
SS12-0100 Dup			0.13	25.31	0.03	15.0	0.33	194.7	438	1.76	0.29	0.13	0.21	2.1	2
QCV1210-01979-0017-BLK			<0.01	<0.02	<0.02	<0.2	<0.01	<0.1	<5	<0.05	<0.01	<0.01	<0.01	<0.1	<1
STD-CDN-ME-6 expected			101												
STD-CDN-ME-6 result			>100												
SS12-0121	Soil		0.23	36.28	0.08	19.9	0.32	13.3	751	1.97	0.59	0.19	0.53	3.9	3
SS12-0121 Dup			0.24	38.27	0.08	21.0	0.31	14.1	753	2.13	0.61	0.19	0.56	4.0	3
QCV1210-01979-0020-BLK			<0.01	<0.02	<0.02	<0.2	<0.01	<0.1	<5	<0.05	<0.01	<0.01	<0.01	<0.1	<1
STD-Oreas501 expected			0.70	62.00	0.70	29.0	2.20	17.0			1.50	1.40	0.40	13.0	88
STD-Oreas501 result			0.83	57.49	0.44	28.5	2.11	20.1			1.60	1.31	0.37	12.4	81
QCV1210-01979-0022-BLK			<0.01	<0.02	<0.02	<0.2	<0.01	<0.1	<5	<0.05	<0.01	<0.01	<0.01	<0.1	<1
STD-OREAS 902-AR expected			0.28		0.54		0.54	569.0		0.99	8.43	4.19			24
STD-OREAS 902-AR result			0.28		0.48		0.49	591.1		0.91	8.72	4.21			24
SS12-0001	Soil	0.015													
SS12-0001 Dup		0.016													

INSPECTORATE
A Bureau Veritas Group Company
#200 - 11620 Horseshoe Way
Richmond, BC V7A 4V5 Canada

Certificate of Analysis

12-360-08051-01

Brixton Metals Corporation
1411-409 Granville Street
Vancouver, BC V6C 1T2

Sample Description	Sample Type	Au Au-1AT-AA ppm 0.005	Ag 50-AR-UT ppm 0.01	Ce 50-AR-UT ppm 0.02	Hf 50-AR-UT ppm 0.02	La 50-AR-UT ppm 0.2	Al 50-AR-UT % 0.01	As 50-AR-UT ppm 0.1	Ba 50-AR-UT ppm 5	Be 50-AR-UT ppm 0.05	Bi 50-AR-UT ppm 0.01	Ca 50-AR-UT % 0.01	Cd 50-AR-UT ppm 0.01	Co 50-AR-UT ppm 0.1	Cr 50-AR-UT ppm 1
QCV1210-01980-0002-BLK		<0.005													
SS12-0029	Soil	0.036													
SS12-0029 Dup		0.042													
STD-Oxi96 expected		1.802													
STD-Oxi96 result		1.795													
QCV1210-01980-0005-BLK		<0.005													
SS12-0058	Soil	0.010													
SS12-0058 Dup		0.012													
STD-OxF100 expected		0.804													
STD-OxF100 result		0.768													
QCV1210-01980-0008-BLK		<0.005													
SS12-0087	Soil	0.005													
SS12-0087 Dup		0.007													
STD-OxJ95 expected		2.337													
STD-OxJ95 result		2.375													
QCV1210-01980-0011-BLK		<0.005													
SS12-0116	Soil	<0.005													
SS12-0116 Dup		<0.005													
STD-OxF100 expected		0.804													
STD-OxF100 result		0.814													
QCV1210-01980-0014-BLK		<0.005													
STD-OxE101 expected		0.607													
STD-OxE101 result		0.579													

INSPECTORATE
A Bureau Veritas Group Company
#200 - 11620 Horseshoe Way
Richmond, BC V7A 4V5 Canada

Certificate of Analysis

12-360-08051-01

Brixton Metals Corporation
1411-409 Granville Street
Vancouver, BC V6C 1T2

Sample Description	Sample Type	Cs 50-AR-UT ppm 0.05	Cu 50-AR-UT ppm 0.2	Fe 50-AR-UT % 0.01	Ga 50-AR-UT ppm 0.05	Ge 50-AR-UT ppm 0.05	In 50-AR-UT ppm 0.01	K 50-AR-UT % 0.01	Li 50-AR-UT ppm 0.1	Mg 50-AR-UT % 0.01	Mn 50-AR-UT ppm 1	Mo 50-AR-UT ppm 0.05	Na 50-AR-UT % 0.01	Nb 50-AR-UT ppm 0.05	Ni 50-AR-UT ppm 0.2
SS12-0001	Soil	8.88	9.3	1.31	1.29	<0.05	0.01	0.11	8.7	0.08	1746	10.53	<0.01	0.09	2.7
SS12-0001 Dup		9.10	9.3	1.31	1.34	<0.05	0.01	0.11	8.8	0.08	1763	10.67	<0.01	0.09	2.7
QCV1210-01979-0002-BLK		<0.05	<0.2	<0.01	<0.05	<0.05	<0.01	<0.01	<0.1	<0.01	<1	<0.05	<0.01	<0.05	<0.2
STD-Oreas501 expected			2670.0	4.10	13.00			1.20	31.0	1.30	400	57.70			
STD-Oreas501 result			2470.8	4.19	9.16			1.27	30.7	1.28	383	57.73			
SS12-0021	Soil	1.66	10.5	1.24	1.63	<0.05	0.01	0.09	2.4	0.09	1411	8.51	0.01	0.17	4.5
SS12-0021 Dup		1.62	10.2	1.25	1.66	<0.05	0.01	0.09	2.6	0.09	1428	8.99	0.01	0.17	4.2
QCV1210-01979-0005-BLK		<0.05	<0.2	<0.01	<0.05	<0.05	<0.01	<0.01	<0.1	<0.01	<1	<0.05	<0.01	<0.05	<0.2
STD-CDN-ME-16 expected			6710.0							2.35					
STD-CDN-ME-16 result			6705.8							1.11					
SS12-0041	Soil	5.66	27.6	2.89	2.12	<0.05	0.14	0.10	11.8	0.17	3856	15.97	<0.01	0.16	8.9
SS12-0041 Dup		5.31	26.9	2.88	2.13	<0.05	0.13	0.10	11.4	0.17	3734	15.70	<0.01	0.16	9.2
QCV1210-01979-0008-BLK		<0.05	<0.2	<0.01	<0.05	<0.05	<0.01	<0.01	<0.1	<0.01	<1	<0.05	<0.01	<0.05	<0.2
STD-Oreas501 expected			2670.0	4.10	13.00			1.20	31.0	1.30	400	57.70			
STD-Oreas501 result			2785.0	4.15	10.14			1.30	32.4	1.29	385	59.99			
SS12-0061	Soil	3.80	8.9	2.03	2.08	<0.05	0.02	0.12	7.5	0.22	2041	4.33	<0.01	0.07	11.7
SS12-0061 Dup		3.82	8.8	2.02	2.11	<0.05	0.02	0.12	7.8	0.21	2058	4.39	<0.01	0.07	11.4
QCV1210-01979-0011-BLK		<0.05	<0.2	<0.01	<0.05	<0.05	<0.01	<0.01	<0.1	<0.01	<1	<0.05	<0.01	<0.05	<0.2
STD-OREAS 902-AR expected			3080.0	3.04	1.55		0.22	0.27	3.7	2.24	460	12.60			159.0
STD-OREAS 902-AR result			2934.3	3.19	1.23		0.20	0.26	3.6	2.27	472	12.47			146.4
SS12-0081	Soil	3.48	22.0	2.28	3.01	<0.05	0.03	0.09	9.5	0.28	2128	5.58	0.01	0.20	8.8
SS12-0081 Dup		3.28	20.3	2.23	2.81	<0.05	0.03	0.09	9.6	0.28	2127	5.59	0.01	0.18	8.3
QCV1210-01979-0014-BLK		<0.05	<0.2	<0.01	<0.05	<0.05	<0.01	<0.01	<0.1	<0.01	<1	<0.05	<0.01	<0.05	<0.2
STD-Oreas501 expected			2670.0	4.10	13.00			1.20	31.0	1.30	400	57.70			
STD-Oreas501 result			2791.7	4.24	9.87			1.29	33.8	1.28	384	59.86			
SS12-0100	Soil	4.00	4.1	0.77	0.82	<0.05	0.01	0.10	3.5	0.04	849	9.68	<0.01	0.13	1.8
SS12-0100 Dup		3.68	4.0	0.76	0.82	<0.05	0.01	0.10	3.3	0.04	831	9.54	<0.01	0.13	1.6
QCV1210-01979-0017-BLK		<0.05	<0.2	<0.01	<0.05	<0.05	<0.01	<0.01	<0.1	<0.01	<1	<0.05	<0.01	<0.05	<0.2
STD-CDN-ME-6 expected			6130.0												
STD-CDN-ME-6 result			6233.7												
SS12-0121	Soil	3.55	9.4	1.52	1.03	<0.05	0.02	0.08	1.7	0.06	3255	9.49	0.01	0.13	3.2
SS12-0121 Dup		3.58	10.2	1.50	1.16	<0.05	0.02	0.08	1.9	0.06	3278	10.03	<0.01	0.13	3.3
QCV1210-01979-0020-BLK		<0.05	<0.2	<0.01	<0.05	<0.05	<0.01	<0.01	<0.1	<0.01	<1	<0.05	<0.01	<0.05	<0.2
STD-Oreas501 expected			2670.0	4.10	13.00			1.20	31.0	1.30	400	57.70			
STD-Oreas501 result			2589.3	4.14	9.75			1.28	35.0	1.26	375	56.80			
QCV1210-01979-0022-BLK		<0.05	<0.2	<0.01	<0.05	<0.05	<0.01	<0.01	<0.1	<0.01	<1	<0.05	<0.01	<0.05	<0.2
STD-OREAS 902-AR expected			3080.0	3.04	1.55		0.22	0.27	3.7	2.24	460	12.60			159.0
STD-OREAS 902-AR result			3055.1	3.12	1.46		0.21	0.27	3.6	2.35	463	12.82			157.3
STD-Oxi96 expected															
STD-Oxi96 result															

INSPECTORATE
A Bureau Veritas Group Company
#200 - 11620 Horseshoe Way
Richmond, BC V7A 4V5 Canada

Certificate of Analysis

12-360-08051-01

Brixton Metals Corporation
1411-409 Granville Street
Vancouver, BC V6C 1T2

Sample Description	Sample Type	P 50-AR-UT ppm 5	Pb 50-AR-UT ppm 0.2	Rb 50-AR-UT ppm 0.1	Re 50-AR-UT ppm 0.01	S 50-AR-UT % 0.01	Sb 50-AR-UT ppm 0.05	Sc 50-AR-UT ppm 0.1	Se 50-AR-UT ppm 0.2	Sn 50-AR-UT ppm 0.2	Sr 50-AR-UT ppm 0.2	Ta 50-AR-UT ppm 0.01	Te 50-AR-UT ppm 0.01	Th 50-AR-UT ppm 0.2	Ti 50-AR-UT % 0.005
SS12-0001	Soil	333	140.5	7.2	<0.01	0.02	7.86	0.7	0.3	<0.2	17.1	<0.01	0.02	3.6	<0.005
SS12-0001 Dup		346	138.5	7.6	<0.01	0.02	8.01	0.7	0.3	<0.2	16.8	<0.01	0.03	3.5	<0.005
QCV1210-01979-0002-BLK		<5	<0.2	<0.1	<0.01	<0.01	<0.05	<0.1	<0.2	<0.2	<0.2	<0.01	<0.01	<0.2	<0.005
STD-Oreas501 expected		900	9.5	127.0				7.3		4.8				17.0	0.350
STD-Oreas501 result		939	9.3	119.5				6.4		4.5				18.5	0.319
SS12-0021	Soil	510	46.3	8.2	<0.01	0.04	2.06	1.0	0.5	<0.2	13.3	<0.01	0.07	1.9	<0.005
SS12-0021 Dup		497	46.4	8.3	<0.01	0.03	2.05	1.0	0.5	<0.2	13.2	<0.01	0.06	1.8	<0.005
QCV1210-01979-0005-BLK		<5	<0.2	<0.1	<0.01	<0.01	<0.05	<0.1	<0.2	<0.2	<0.2	<0.01	<0.01	<0.2	<0.005
STD-CDN-ME-16 expected						6.50									
STD-CDN-ME-16 result						6.27									
SS12-0041	Soil	782	493.9	6.7	<0.01	0.03	10.91	3.3	0.6	<0.2	36.0	<0.01	0.11	4.1	<0.005
SS12-0041 Dup		768	464.0	6.7	<0.01	0.03	10.52	3.1	0.6	<0.2	33.1	<0.01	0.07	4.1	<0.005
QCV1210-01979-0008-BLK		<5	<0.2	<0.1	<0.01	<0.01	<0.05	<0.1	<0.2	<0.2	<0.2	<0.01	0.01	<0.2	<0.005
STD-Oreas501 expected		900	9.5	127.0		0.36	0.30	7.3		4.8				17.0	0.350
STD-Oreas501 result		920	9.8	127.4		0.37	0.36	6.1		4.5				17.3	0.320
SS12-0061	Soil	696	85.8	6.7	<0.01	<0.01	2.28	2.5	0.3	<0.2	26.8	<0.01	0.04	11.3	0.005
SS12-0061 Dup		707	82.6	6.6	<0.01	<0.01	2.25	2.6	0.3	<0.2	26.3	<0.01	0.03	12.1	0.005
QCV1210-01979-0011-BLK		<5	<0.2	<0.1	<0.01	<0.01	<0.05	<0.1	<0.2	<0.2	<0.2	<0.01	0.02	<0.2	<0.005
STD-OREAS 902-AR expected		670	10.7		0.01	1.78	0.89	2.9	1.9		21.8				
STD-OREAS 902-AR result		658	10.8		<0.01	1.80	0.86	2.2	2.1		21.2				
SS12-0081	Soil	547	91.4	7.4	<0.01	0.03	2.47	2.0	0.4	<0.2	23.8	<0.01	0.16	2.5	0.008
SS12-0081 Dup		524	95.5	6.8	<0.01	0.03	2.73	1.9	0.4	<0.2	23.0	<0.01	0.17	2.5	0.008
QCV1210-01979-0014-BLK		<5	<0.2	<0.1	<0.01	<0.01	<0.05	<0.1	<0.2	<0.2	<0.2	<0.01	<0.01	<0.2	<0.005
STD-Oreas501 expected		900	9.5	127.0		0.36	0.30	7.3		4.8				17.0	0.350
STD-Oreas501 result		939	9.7	129.4		0.38	0.35	5.9		4.6				17.0	0.324
SS12-0100	Soil	204	53.5	6.6	<0.01	0.04	5.28	0.7	<0.2	<0.2	31.1	<0.01	0.02	2.9	<0.005
SS12-0100 Dup		194	52.8	6.3	<0.01	0.04	4.80	0.6	0.3	<0.2	30.1	<0.01	0.02	2.9	<0.005
QCV1210-01979-0017-BLK		<5	<0.2	<0.1	<0.01	<0.01	<0.05	<0.1	<0.2	<0.2	<0.2	<0.01	<0.01	<0.2	<0.005
STD-CDN-ME-6 expected			10200.0												
STD-CDN-ME-6 result			9928.2												
SS12-0121	Soil	416	77.1	6.0	<0.01	0.01	2.50	1.2	0.3	<0.2	28.4	<0.01	0.03	5.0	<0.005
SS12-0121 Dup		400	83.1	6.1	<0.01	0.01	2.55	1.2	0.3	<0.2	29.0	<0.01	0.03	5.3	<0.005
QCV1210-01979-0020-BLK		<5	<0.2	<0.1	<0.01	<0.01	<0.05	<0.1	<0.2	<0.2	<0.2	<0.01	<0.01	<0.2	<0.005
STD-Oreas501 expected		900	9.5	127.0				7.3		4.8				17.0	0.350
STD-Oreas501 result		915	10.4	129.9				5.7		4.5				19.5	0.313
QCV1210-01979-0022-BLK		<5	<0.2	<0.1	<0.01	<0.01	<0.05	<0.1	<0.2	<0.2	<0.2	<0.01	0.01	<0.2	<0.005
STD-OREAS 902-AR expected			10.7		0.01	1.78	0.89	2.9	1.9		21.8				
STD-OREAS 902-AR result			12.3		<0.01	1.72	0.83	2.1	2.6		23.4				
STD-Oxi96 expected															
STD-Oxi96 result															

INSPECTORATE
A Bureau Veritas Group Company
#200 - 11620 Horseshoe Way
Richmond, BC V7A 4V5 Canada

Certificate of Analysis

12-360-08051-01

Brixton Metals Corporation
1411-409 Granville Street
Vancouver, BC V6C 1T2

Sample Description	Sample Type	Tl 50-AR-UT ppm 0.05	U 50-AR-UT ppm 0.05	V 50-AR-UT ppm 1	W 50-AR-UT ppm 0.05	Y 50-AR-UT ppm 0.05	Zn 50-AR-UT ppm 1	Zr 50-AR-UT ppm 0.5
SS12-0001	Soil	0.19	4.22	5	0.49	8.11	57	2.4
SS12-0001 Dup		0.19	4.09	5	0.49	8.04	57	2.2
QCV1210-01979-0002-BLK		<0.05	<0.05	<1	<0.05	<0.05	<1	<0.5
STD-Oreas501 expected			4.60	103	2.70	16.00	85	12.0
STD-Oreas501 result			4.23	101	2.17	15.88	84	8.7
SS12-0021	Soil	0.16	2.04	10	0.17	7.08	48	5.8
SS12-0021 Dup		0.16	2.07	10	0.17	6.75	47	5.5
QCV1210-01979-0005-BLK		<0.05	<0.05	<1	<0.05	<0.05	<1	<0.5
STD-CDN-ME-16 expected							8070	
STD-CDN-ME-16 result							8297	
SS12-0041	Soil	0.21	3.45	24	0.41	13.24	282	4.5
SS12-0041 Dup		0.21	3.46	24	0.40	12.20	286	4.4
QCV1210-01979-0008-BLK		<0.05	<0.05	<1	<0.05	<0.05	<1	<0.5
STD-Oreas501 expected			4.60	103	2.70	16.00	85	12.0
STD-Oreas501 result			4.10	102	1.86	16.73	88	9.4
SS12-0061	Soil	0.08	1.80	23	0.35	8.21	50	9.3
SS12-0061 Dup		0.08	1.92	23	0.38	8.07	50	9.4
QCV1210-01979-0011-BLK		<0.05	<0.05	<1	<0.05	<0.05	<1	<0.5
STD-OREAS 902-AR expected		0.24		9		7.90		
STD-OREAS 902-AR result		0.14		7		6.74		
SS12-0081	Soil	0.13	2.29	31	0.24	8.68	117	1.2
SS12-0081 Dup		0.14	2.39	30	0.25	8.46	108	1.1
QCV1210-01979-0014-BLK		<0.05	<0.05	<1	<0.05	<0.05	<1	<0.5
STD-Oreas501 expected			4.60	103	2.70	16.00	85	12.0
STD-Oreas501 result			4.24	101	2.02	16.35	85	9.4
SS12-0100	Soil	0.15	2.70	4	0.21	3.01	44	1.4
SS12-0100 Dup		0.16	2.72	4	0.22	2.97	43	1.4
QCV1210-01979-0017-BLK		<0.05	<0.05	<1	<0.05	<0.05	<1	<0.5
STD-CDN-ME-6 expected							5170	
STD-CDN-ME-6 result							4881	
SS12-0121	Soil	0.08	2.92	7	0.16	9.43	81	4.2
SS12-0121 Dup		0.08	3.18	7	0.16	9.62	87	4.1
QCV1210-01979-0020-BLK		<0.05	<0.05	<1	<0.05	<0.05	<1	<0.5
STD-Oreas501 expected			4.60	103	2.70	16.00	85	12.0
STD-Oreas501 result			4.41	99	1.88	15.85	83	9.1
QCV1210-01979-0022-BLK		<0.05	<0.05	<1	<0.05	<0.05	<1	<0.5
STD-OREAS 902-AR expected		0.24		9		7.90		
STD-OREAS 902-AR result		0.12		7		7.38		
STD-Oxi96 expected								
STD-Oxi96 result								

Certificate of Analysis

12-360-08058-01

Inspectorate Exploration & Mining Services Ltd.
#200 - 11620 Horseshoe Way
Richmond, BC V7A 4V5 Canada
Phone: 604-272-7818

Distribution List

Attention: Gary Thompson
1411-409 Granville Street
Vancouver, BC V6C 1T2
Phone: 604-630-9707
EMail: gary.thompson@brixtonmetals.com

Attention: Sorin Posescu
EMail: sorin.posescu@romstargeoscience.com

Submitted By: **Brixton Metals Corporation**
1411-409 Granville Street
Vancouver, BC V6C 1T2

Attention: **Gary Thompson**

Project: **Thorn**
Description:

Date Received: 10/25/2012
Date Completed: 11/01/2012
Invoice:

Location	Samples	Type	Preparation Description
Whitehorse, YT	120	Soil	SP-SS-1K/Soils/Humus/Sediments <1Kg

Location	Quantity	Method	Description
Vancouver, BC	120	Au-1AT-AA	Au, 1AT Fire Assay, AAS
Vancouver, BC	120	50-AR-UT	50 Element, Aqua Regia, ICPMS, Ultra Trace Level

The results of this assay were based solely upon the content of the sample submitted. Any decision to invest should be made only after the potential investment value of the claim or deposit has been determined based on the results of assays of multiple samples of geologic materials collected by the prospective investor or by a qualified person selected by him and based on an evaluation of all engineering data which is available concerning any proposed project. For our complete terms and conditions please see our website at www.inspectorate.com.

For and on behalf of ***Inspectorate Exploration and Mining Services Ltd***

By

Sofia Devota -- Operations Manager

INSPECTORATE
A Bureau Veritas Group Company
#200 - 11620 Horseshoe Way
Richmond, BC V7A 4V5 Canada

Certificate of Analysis

12-360-08058-01

Brixton Metals Corporation
1411-409 Granville Street
Vancouver, BC V6C 1T2

Sample Description	Sample Type	Au Au-1AT-AA ppm 0.005	Ag 50-AR-UT ppm 0.01	Ce 50-AR-UT ppm 0.02	Hf 50-AR-UT ppm 0.02	La 50-AR-UT ppm 0.2	Al 50-AR-UT % 0.01	As 50-AR-UT ppm 0.1	Ba 50-AR-UT ppm 5	Be 50-AR-UT ppm 0.05	Bi 50-AR-UT ppm 0.01	Ca 50-AR-UT % 0.01	Cd 50-AR-UT ppm 0.01	Co 50-AR-UT ppm 0.1	Cr 50-AR-UT ppm 1
SS12-0133	Soil	<0.005	0.23	27.20	0.19	16.8	0.86	112.3	610	1.37	0.61	0.32	0.31	4.6	5
SS12-0134	Soil	0.033	0.20	29.17	0.06	16.6	0.70	120.8	416	1.23	0.56	0.23	0.33	5.2	5
SS12-0136	Soil	<0.005	0.24	31.98	0.03	17.4	1.71	90.9	352	1.31	0.84	0.25	0.74	10.1	15
SS12-0137	Soil	<0.005	0.27	38.18	0.06	22.5	0.50	84.0	376	1.46	0.56	0.17	0.32	3.0	3
SS12-0138	Soil	<0.005	0.16	33.42	0.09	18.1	1.30	38.6	349	1.60	0.68	0.13	0.23	6.2	13
SS12-0139	Soil	<0.005	0.13	50.46	0.03	29.0	0.90	42.5	310	1.70	0.68	0.19	0.24	7.1	10
SS12-0141	Soil	<0.005	0.09	44.00	0.09	23.5	1.25	24.1	306	2.01	0.58	0.11	0.59	5.2	9
SS12-0142	Soil	<0.005	0.21	32.96	0.12	21.7	0.77	18.1	1750	1.99	0.28	0.41	0.21	3.6	5
SS12-0143	Soil	<0.005	0.34	42.87	0.04	25.7	0.61	60.4	874	1.61	1.07	0.19	0.57	5.4	6
SS12-0144	Soil	<0.005	0.27	50.54	0.09	31.2	0.34	60.5	841	1.21	0.55	0.17	0.16	1.2	<1
SS12-0145	Soil	0.010	0.60	36.70	0.15	23.1	0.97	40.6	1256	2.08	0.58	0.43	0.24	3.5	5
SS12-0146	Soil	<0.005	0.43	32.47	0.03	20.0	1.12	84.2	580	1.72	0.61	0.15	0.63	4.5	7
SS12-0147	Soil	0.017	0.53	33.88	0.03	20.1	1.09	56.5	417	1.58	0.78	0.15	0.64	4.1	7
SS12-0148	Soil	<0.005	0.90	31.89	0.03	20.5	0.66	54.0	728	1.51	0.69	0.24	0.47	1.9	2
SS12-0149	Soil	<0.005	0.18	21.72	0.04	12.5	0.60	42.2	1317	1.73	0.30	0.31	0.18	3.8	2
SS12-0150	Soil	<0.005	0.67	47.66	0.06	28.4	0.41	34.7	792	1.78	0.57	0.25	1.51	3.1	2
SS12-0151	Soil	<0.005	0.46	47.03	0.06	29.6	0.31	69.9	510	1.41	0.49	0.18	0.69	1.9	<1
SS12-0152	Soil	0.026	1.38	41.17	0.07	24.0	0.40	84.7	1004	1.90	0.97	0.29	1.12	4.5	2
SS12-0153	Soil	0.005	0.33	53.00	0.14	31.4	0.35	159.0	415	1.57	0.91	0.18	0.29	2.7	1
SS12-0154	Soil	0.028	0.53	45.26	0.07	25.5	0.40	218.7	492	1.37	0.65	0.21	0.82	6.7	2
SS12-0155	Soil	0.013	0.47	51.09	0.05	29.2	0.40	161.0	964	1.44	0.39	0.12	0.67	2.5	2
SS12-0157	Soil	0.006	0.59	49.62	0.06	31.8	0.41	75.8	347	1.53	0.30	0.19	0.62	2.9	3
SS12-0158	Soil	0.011	0.63	42.41	0.04	27.1	0.70	88.9	956	2.13	0.44	0.26	0.56	4.3	4
SS12-0159	Soil	<0.005	0.24	40.49	0.02	19.2	0.79	94.2	325	1.48	0.44	0.13	0.70	8.3	5
SS12-0161	Soil	0.006	0.25	33.82	0.09	20.4	0.89	75.2	429	1.20	0.54	0.25	0.27	5.6	9
SS12-0162	Soil	0.041	0.19	30.84	<0.02	16.4	0.92	75.2	381	1.23	0.63	0.12	0.56	6.5	8
SS12-0163	Soil	0.090	0.31	21.93	0.06	13.0	0.73	86.2	995	1.58	0.37	0.23	0.86	5.3	5
SS12-0164	Soil	0.006	0.31	26.58	0.06	16.1	0.95	162.1	1129	1.46	1.04	0.27	0.10	4.1	5
SS12-0165	Soil	0.015	0.53	34.69	0.06	22.3	0.83	128.8	622	1.27	0.55	0.24	0.17	2.8	4
SS12-0166	Soil	0.014	0.44	38.19	0.06	22.8	0.57	87.7	700	1.41	0.65	0.20	0.41	4.1	4
SS12-0167	Soil	0.007	0.28	130.86	0.10	66.0	2.23	139.6	682	3.41	0.15	1.08	0.18	27.9	17
SS12-0168	Soil	<0.005	0.19	45.77	0.15	23.5	1.10	34.5	678	2.12	0.46	0.12	0.32	3.4	6
SS12-0169	Soil	0.020	0.25	35.21	0.13	18.8	1.61	80.3	643	1.91	0.87	0.18	0.92	10.5	16
SS12-0170	Soil	<0.005	0.10	43.30	0.05	24.9	1.41	53.5	765	1.76	0.64	0.19	0.29	5.1	11
SS12-0171	Soil	<0.005	0.17	33.49	0.12	18.8	0.65	59.3	598	1.10	0.50	0.16	0.14	4.3	9
SS12-0172	Soil	<0.005	0.15	28.53	0.04	17.1	0.23	10.8	402	0.58	0.31	0.11	0.04	0.5	1
SS12-0173	Soil	<0.005	0.74	37.03	0.09	24.2	0.59	29.1	607	1.38	0.43	0.22	0.19	2.4	3
SS12-0174	Soil	<0.005	0.47	59.16	0.11	35.6	0.50	28.2	543	1.49	0.24	0.43	0.23	1.7	4
SS12-0175	Soil	0.029	4.35	34.76	0.28	25.8	1.14	264.7	1463	2.08	3.14	0.53	0.59	11.9	5
SS12-0177	Soil	<0.005	0.46	40.46	0.03	24.6	0.46	74.2	310	1.10	0.43	0.16	0.58	3.2	4

INSPECTORATE
A Bureau Veritas Group Company
#200 - 11620 Horseshoe Way
Richmond, BC V7A 4V5 Canada

Certificate of Analysis

12-360-08058-01

Brixton Metals Corporation
1411-409 Granville Street
Vancouver, BC V6C 1T2

Sample Description	Sample Type	Au Au-1AT-AA ppm 0.005	Ag 50-AR-UT ppm 0.01	Ce 50-AR-UT ppm 0.02	Hf 50-AR-UT ppm 0.02	La 50-AR-UT ppm 0.2	Al 50-AR-UT % 0.01	As 50-AR-UT ppm 0.1	Ba 50-AR-UT ppm 5	Be 50-AR-UT ppm 0.05	Bi 50-AR-UT ppm 0.01	Ca 50-AR-UT % 0.01	Cd 50-AR-UT ppm 0.01	Co 50-AR-UT ppm 0.1	Cr 50-AR-UT ppm 1
SS12-0178	Soil	<0.005	0.59	46.73	0.20	30.3	0.83	39.9	552	2.08	0.53	0.42	0.25	3.7	4
SS12-0179	Soil	<0.005	0.50	45.23	0.10	29.7	0.70	53.4	449	1.36	0.37	0.33	0.35	2.9	5
SS12-0181	Soil	0.029	3.55	40.82	0.19	27.7	0.77	53.5	1261	2.00	2.93	0.48	0.73	2.3	2
SS12-0182	Soil	0.026	0.49	38.75	0.13	23.3	0.24	15.1	383	1.45	0.45	0.17	0.45	2.7	<1
SS12-0183	Soil	<0.005	0.26	72.12	0.22	45.5	0.23	10.2	202	1.86	0.41	0.49	0.18	0.8	<1
SS12-0184	Soil	<0.005	0.24	55.15	0.43	34.4	0.18	77.9	219	1.07	0.19	0.11	0.48	1.1	<1
SS12-0185	Soil	<0.005	0.62	46.62	0.15	29.5	0.30	60.7	459	1.17	0.82	0.17	1.04	1.4	1
SS12-0186	Soil	0.006	0.34	37.34	0.04	19.9	1.16	70.3	253	1.39	0.91	0.16	0.50	7.4	13
SS12-0187	Soil	<0.005	0.22	37.52	0.03	17.4	0.98	53.3	253	1.39	0.62	0.10	0.37	5.8	9
SS12-0188	Soil	0.071	0.22	27.75	0.08	16.4	1.48	55.9	458	1.20	0.77	0.18	0.23	4.7	11
SS12-0189	Soil	0.052	1.40	38.07	0.04	23.1	0.72	668.9	482	1.54	0.67	0.23	2.02	6.2	5
SS12-0190	Soil	0.009	0.63	39.21	0.15	24.7	0.27	129.8	166	0.87	0.26	0.20	1.19	1.4	<1
SS12-0191	Soil	<0.005	0.60	26.82	0.10	17.6	0.34	92.2	314	0.64	0.63	0.28	0.80	0.6	2
SS12-0192	Soil	<0.005	0.35	27.71	0.03	17.8	0.96	52.1	303	1.67	0.64	0.11	0.42	4.5	8
SS12-0193	Soil	<0.005	0.11	39.46	0.04	21.9	1.03	41.3	219	1.41	0.57	0.12	0.24	6.3	11
SS12-0194	Soil	<0.005	0.27	37.17	0.04	19.0	1.20	53.1	223	1.30	0.70	0.09	0.55	7.0	12
SS12-0196	Soil	<0.005	0.13	12.52	<0.02	7.7	0.22	52.8	183	0.56	0.19	0.05	0.14	1.4	1
SS12-0197	Soil	<0.005	0.14	29.50	0.07	16.6	1.60	54.8	106	0.74	0.58	0.03	0.25	5.2	11
SS12-0198	Soil	<0.005	0.37	23.94	0.06	13.6	1.83	465.2	92	0.47	0.81	0.03	0.23	5.4	15
SS12-0199	Soil	<0.005	0.51	30.50	0.06	15.0	1.61	240.1	405	1.77	0.84	0.25	0.45	5.9	13
SS12-0201	Soil	0.005	0.12	26.43	0.09	14.7	1.45	55.5	180	0.93	0.68	0.04	0.32	5.5	11
SS12-0202	Soil	<0.005	0.11	21.78	0.07	13.0	1.42	60.3	127	0.77	0.65	0.02	0.24	3.5	11
SS12-0203	Soil	<0.005	0.47	25.37	0.05	14.8	1.53	67.5	276	0.69	0.68	0.03	0.26	4.9	11
SS12-0204	Soil	0.006	0.46	34.75	0.07	21.1	1.65	100.5	322	1.34	0.69	0.18	0.22	4.6	9
SS12-0205	Soil	0.011	1.19	31.29	0.11	24.4	1.12	96.3	512	1.66	1.12	0.34	0.57	5.1	10
SS12-0206	Soil	<0.005	0.82	27.60	0.09	17.1	1.84	73.1	198	0.86	0.98	0.04	0.33	3.5	8
SS12-0207	Soil	0.023	0.32	52.22	0.03	23.0	1.21	520.1	169	1.83	0.85	0.10	0.65	11.1	15
SS12-0208	Soil	<0.005	0.54	19.77	0.05	12.0	0.31	89.9	700	1.16	0.31	0.14	0.52	1.8	<1
SS12-0209	Soil	0.008	1.11	38.45	0.18	25.0	0.68	114.6	602	1.71	0.76	0.23	0.55	3.8	4
SS12-0210	Soil	<0.005	0.73	32.04	0.23	18.6	1.65	106.7	181	1.03	0.59	0.01	0.23	1.4	4
SS12-0211	Soil	<0.005	0.74	33.36	0.10	19.6	1.05	38.9	269	2.07	0.65	0.11	0.39	3.2	7
SS12-0212	Soil	<0.005	0.50	29.60	0.09	18.2	1.08	76.1	364	1.56	0.63	0.29	0.37	3.6	9
SS12-0213	Soil	<0.005	1.85	44.31	0.07	27.1	1.06	31.4	254	1.24	0.75	0.14	0.48	1.9	4
SS12-0214	Soil	<0.005	0.19	26.42	0.05	15.2	1.19	73.3	304	0.92	0.74	0.14	0.44	6.6	13
SS12-0216	Soil	<0.005	0.69	31.42	0.04	17.1	1.14	162.7	201	1.10	1.26	0.09	0.68	6.7	11
SS12-0217	Soil	<0.005	0.28	37.49	0.17	21.8	0.81	130.0	634	1.84	0.34	0.34	0.48	4.4	5
SS12-0218	Soil	0.015	0.24	39.61	0.08	24.0	0.60	47.7	545	1.65	0.49	0.24	0.28	4.5	7
SS12-0219	Soil	<0.005	0.22	37.91	0.13	21.8	1.10	33.3	198	1.89	0.71	0.10	0.23	3.4	6
SS12-0221	Soil	<0.005	0.09	30.89	0.05	16.0	0.91	52.8	565	1.39	0.63	0.12	0.49	5.6	9
SS12-0222	Soil	0.032	0.36	31.59	0.11	17.8	1.74	34.0	798	1.86	0.69	0.38	0.54	5.0	13

INSPECTORATE
A Bureau Veritas Group Company
#200 - 11620 Horseshoe Way
Richmond, BC V7A 4V5 Canada

Certificate of Analysis

12-360-08058-01

Brixton Metals Corporation
1411-409 Granville Street
Vancouver, BC V6C 1T2

Sample Description	Sample Type	Au Au-1AT-AA ppm 0.005	Ag 50-AR-UT ppm 0.01	Ce 50-AR-UT ppm 0.02	Hf 50-AR-UT ppm 0.02	La 50-AR-UT ppm 0.2	Al 50-AR-UT % 0.01	As 50-AR-UT ppm 0.1	Ba 50-AR-UT ppm 5	Be 50-AR-UT ppm 0.05	Bi 50-AR-UT ppm 0.01	Ca 50-AR-UT % 0.01	Cd 50-AR-UT ppm 0.01	Co 50-AR-UT ppm 0.1	Cr 50-AR-UT ppm 1
SS12-0223	Soil	0.006	0.18	33.26	0.07	15.7	1.48	105.7	311	1.65	0.63	0.13	0.79	9.1	14
SS12-0224	Soil	<0.005	0.22	31.11	0.05	15.5	1.29	88.5	232	1.04	0.76	0.15	0.41	7.0	12
SS12-0225	Soil	<0.005	0.19	21.02	0.08	11.6	1.30	52.9	70	0.43	0.64	0.03	0.23	2.7	11
SS12-0226	Soil	<0.005	0.69	23.30	0.02	12.4	1.52	44.0	195	1.04	0.48	0.08	0.64	4.5	10
SS12-0227	Soil	<0.005	0.12	27.16	0.05	14.9	1.55	127.9	437	0.99	0.53	0.28	0.34	8.9	15
SS12-0228	Soil	<0.005	0.44	27.83	0.03	16.3	1.14	52.3	366	0.93	0.28	0.14	0.56	2.9	7
SS12-0229	Soil	<0.005	0.16	33.17	0.10	16.3	1.33	44.6	470	1.50	0.53	0.27	0.51	8.4	12
SS12-0230	Soil	0.011	0.11	30.47	0.05	16.0	1.48	55.0	338	1.01	0.57	0.17	0.35	7.3	9
SS12-0231	Soil	0.008	0.18	45.44	0.13	25.9	0.86	98.5	328	2.04	0.48	0.28	0.33	10.0	5
SS12-0232	Soil	<0.005	0.03	38.88	0.06	20.1	1.37	36.7	322	1.15	0.46	0.05	0.21	5.2	6
SS12-0233	Soil	<0.005	0.32	48.81	0.11	28.7	0.52	20.3	459	1.40	0.41	0.22	1.61	2.9	1
SS12-0234	Soil	0.032	0.82	103.98	0.08	44.7	2.52	311.6	881	1.87	0.16	1.17	0.29	22.8	18
SS12-0235	Soil	<0.005	0.50	55.30	0.08	35.3	0.64	117.6	404	1.08	0.10	0.46	0.58	3.1	2
SS12-0237	Soil	<0.005	0.36	33.93	0.04	20.3	1.73	72.6	235	0.76	0.49	0.03	0.27	4.3	6
SS12-0238	Soil	<0.005	0.31	27.68	0.09	17.0	0.63	152.6	1394	1.67	0.34	0.23	0.56	6.5	3
SS12-0239	Soil	<0.005	0.89	46.57	0.17	26.8	0.97	296.2	1788	1.92	0.40	0.51	3.38	9.8	4
SS12-0241	Soil	0.015	1.51	48.12	0.26	32.9	1.30	148.1	754	1.69	0.67	0.54	0.93	17.0	12
SS12-0242	Soil	0.062	0.85	14.32	0.07	8.4	0.20	238.1	254	0.39	0.19	0.19	0.44	2.3	3
SS12-0243	Soil	<0.005	0.13	39.86	0.05	22.0	1.11	257.1	392	0.92	0.58	0.03	0.29	6.4	7
SS12-0244	Soil	<0.005	0.38	44.21	0.03	27.3	1.17	87.6	567	0.86	0.50	0.21	0.27	4.7	5
SS12-0245	Soil	<0.005	0.33	42.22	0.13	25.3	1.07	102.2	952	1.85	0.39	0.65	0.39	7.6	5
SS12-0246	Soil	<0.005	0.17	8.85	0.16	5.0	0.33	11.9	325	1.82	0.41	0.16	0.66	1.3	2
SS12-0247	Soil	<0.005	0.35	21.08	0.22	11.5	0.53	37.6	517	1.13	0.78	0.28	0.44	6.2	6
SS12-0248	Soil	<0.005	0.15	23.64	0.24	14.0	0.19	16.6	385	2.34	0.79	0.30	0.58	1.2	1
SS12-0249	Soil	<0.005	0.10	16.25	0.39	9.5	0.16	7.6	273	1.97	0.34	0.16	0.45	0.6	<1
SS12-0250	Soil	<0.005	0.19	25.90	0.16	14.3	0.45	24.2	490	2.17	1.11	0.22	0.86	4.4	4
SS12-0251	Soil	<0.005	0.53	27.93	0.06	16.3	0.52	21.7	730	1.63	1.11	0.23	0.66	4.0	4
SS12-0252	Soil	0.014	0.62	21.83	0.10	10.3	0.27	25.2	996	1.21	0.58	0.28	0.58	11.2	6
SS12-0253	Soil	<0.005	0.29	44.46	0.10	25.2	0.74	18.1	556	2.11	0.59	0.31	0.86	7.1	6
SS12-0254	Soil	0.028	0.56	30.13	0.08	15.6	1.76	162.7	537	1.53	0.51	0.45	2.23	16.8	13
SS12-0256	Soil	0.006	0.16	25.55	0.06	13.6	1.43	43.9	357	1.02	1.04	0.32	0.39	9.4	13
SS12-0257	Soil	<0.005	0.21	45.26	0.12	26.1	0.37	28.7	313	1.68	0.90	0.22	0.66	8.0	6
SS12-0258	Soil	0.006	0.14	45.02	0.14	26.4	0.46	20.7	353	1.07	0.46	0.23	0.55	4.2	6
SS12-0259	Soil	<0.005	0.08	26.44	0.11	15.7	0.36	9.8	337	1.44	1.49	0.18	0.22	2.9	4
SS12-0261	Soil	<0.005	0.15	34.80	0.20	17.8	0.27	14.2	666	1.70	0.67	0.16	0.82	4.3	2
SS12-0262	Soil	0.006	1.02	43.51	0.14	24.7	<0.01	15.8	<5	1.36	2.26	<0.01	2.04	9.3	3
SS12-0263	Soil	<0.005	0.33	36.47	0.06	21.7	0.98	23.7	295	1.87	0.75	0.29	0.55	6.9	14
SS12-0264	Soil	<0.005	0.33	30.64	0.17	19.8	1.64	42.7	542	1.68	1.20	0.33	0.49	8.0	13
SS12-0265	Soil	<0.005	0.10	28.97	0.05	13.2	0.79	26.5	960	1.29	1.03	0.32	0.25	9.0	9
SS12-0266	Soil	0.015	0.36	42.10	0.04	23.7	<0.01	24.6	<5	1.28	0.61	<0.01	0.79	7.9	19

INSPECTORATE
A Bureau Veritas Group Company
#200 - 11620 Horseshoe Way
Richmond, BC V7A 4V5 Canada

Certificate of Analysis

12-360-08058-01

Brixton Metals Corporation
1411-409 Granville Street
Vancouver, BC V6C 1T2

Sample Description	Sample Type	Cs 50-AR-UT ppm 0.05	Cu 50-AR-UT ppm 0.2	Fe 50-AR-UT % 0.01	Ga 50-AR-UT ppm 0.05	Ge 50-AR-UT ppm 0.05	In 50-AR-UT ppm 0.01	K 50-AR-UT % 0.01	Li 50-AR-UT ppm 0.1	Mg 50-AR-UT % 0.01	Mn 50-AR-UT ppm 1	Mo 50-AR-UT ppm 0.05	Na 50-AR-UT % 0.01	Nb 50-AR-UT ppm 0.05	Ni 50-AR-UT ppm 0.2
SS12-0133	Soil	3.86	18.6	1.61	2.15	<0.05	0.02	0.10	4.4	0.13	1158	3.14	<0.01	0.19	4.6
SS12-0134	Soil	3.43	17.7	1.67	2.05	<0.05	0.02	0.08	4.8	0.19	1191	4.79	<0.01	0.17	4.8
SS12-0136	Soil	5.60	34.7	2.90	5.06	<0.05	0.04	0.10	9.0	0.44	1550	6.15	0.01	0.26	14.5
SS12-0137	Soil	4.40	10.5	1.05	1.57	<0.05	0.02	0.10	3.9	0.10	1618	6.31	<0.01	0.10	3.0
SS12-0138	Soil	5.07	14.4	2.25	3.67	<0.05	0.03	0.09	6.2	0.21	1195	5.03	<0.01	0.43	8.5
SS12-0139	Soil	4.28	16.8	2.21	2.69	0.06	0.03	0.11	4.8	0.20	1257	6.65	<0.01	0.16	10.1
SS12-0141	Soil	2.71	14.9	1.73	3.19	<0.05	0.02	0.11	3.9	0.14	1560	4.54	<0.01	0.17	6.5
SS12-0142	Soil	10.83	13.1	1.35	2.00	<0.05	0.03	0.21	0.9	0.08	748	2.23	0.03	0.16	3.8
SS12-0143	Soil	3.42	15.5	1.74	1.92	<0.05	0.02	0.11	3.4	0.11	2408	12.86	<0.01	0.15	5.8
SS12-0144	Soil	1.72	3.4	0.59	0.79	<0.05	0.03	0.09	2.6	0.02	1240	14.08	<0.01	0.09	0.4
SS12-0145	Soil	2.08	12.9	1.23	2.17	<0.05	0.03	0.09	6.4	0.12	1308	7.89	<0.01	0.24	4.3
SS12-0146	Soil	6.34	18.8	1.85	2.64	<0.05	0.05	0.09	7.3	0.18	1290	10.07	<0.01	0.17	6.3
SS12-0147	Soil	7.27	18.4	1.81	2.62	<0.05	0.03	0.10	5.6	0.17	1385	41.68	<0.01	0.14	7.8
SS12-0148	Soil	5.66	8.1	0.87	1.41	<0.05	0.02	0.10	4.2	0.04	1282	12.36	<0.01	0.15	1.6
SS12-0149	Soil	8.29	7.1	1.46	1.33	<0.05	0.03	0.12	5.6	0.05	3336	8.36	<0.01	0.08	2.0
SS12-0150	Soil	4.83	10.4	0.81	1.26	<0.05	0.03	0.10	2.6	0.04	2415	6.38	<0.01	0.18	1.9
SS12-0151	Soil	3.10	5.4	0.72	0.92	<0.05	0.04	0.09	2.3	0.02	1304	10.78	<0.01	0.15	1.0
SS12-0152	Soil	5.82	14.4	1.21	1.12	<0.05	0.07	0.10	2.7	0.03	3754	12.12	<0.01	0.11	3.4
SS12-0153	Soil	1.60	23.6	0.77	1.08	<0.05	0.04	0.08	2.5	0.05	1678	6.45	<0.01	0.12	1.9
SS12-0154	Soil	3.26	13.9	1.42	1.24	<0.05	0.05	0.10	4.1	0.06	2209	15.40	<0.01	0.10	3.6
SS12-0155	Soil	1.94	9.6	1.18	1.96	<0.05	0.04	0.08	5.6	0.04	5781	62.94	<0.01	0.21	2.1
SS12-0157	Soil	2.18	12.8	1.02	1.53	<0.05	0.06	0.09	2.2	0.06	2107	5.13	<0.01	0.14	3.2
SS12-0158	Soil	4.94	10.5	1.00	1.71	<0.05	0.04	0.10	3.6	0.08	2035	12.26	<0.01	0.18	3.7
SS12-0159	Soil	7.73	19.0	1.99	2.05	<0.05	0.02	0.08	5.6	0.14	1906	6.41	<0.01	0.12	7.4
SS12-0161	Soil	2.84	15.6	1.90	2.57	<0.05	0.02	0.07	4.7	0.19	1153	3.29	<0.01	0.20	9.7
SS12-0162	Soil	4.95	20.6	2.02	2.87	<0.05	0.02	0.07	6.0	0.23	2033	5.27	0.01	0.17	8.0
SS12-0163	Soil	9.15	16.8	2.01	2.31	<0.05	0.02	0.09	6.4	0.12	4223	10.01	<0.01	0.11	4.6
SS12-0164	Soil	13.09	23.2	1.46	2.22	<0.05	0.02	0.10	9.1	0.12	905	5.97	<0.01	0.15	3.5
SS12-0165	Soil	6.62	17.1	1.56	1.90	<0.05	0.03	0.09	8.2	0.12	705	7.68	<0.01	0.12	3.2
SS12-0166	Soil	3.05	10.7	1.23	1.73	<0.05	0.02	0.09	3.6	0.09	2824	8.88	<0.01	0.13	3.9
SS12-0167	Soil	10.77	24.8	4.39	6.34	0.16	0.05	0.20	34.2	0.46	2464	4.81	<0.01	0.10	24.0
SS12-0168	Soil	1.66	13.6	1.23	2.76	<0.05	0.02	0.09	5.4	0.12	1232	3.23	<0.01	0.22	4.6
SS12-0169	Soil	5.55	24.7	3.03	4.70	0.05	0.05	0.10	10.7	0.32	3089	4.57	0.01	0.33	15.7
SS12-0170	Soil	3.79	15.0	1.96	3.74	<0.05	0.03	0.10	6.2	0.21	1435	4.08	<0.01	0.21	8.4
SS12-0171	Soil	2.95	12.7	1.55	2.22	<0.05	0.02	0.05	4.1	0.17	1917	6.11	<0.01	0.17	7.8
SS12-0172	Soil	1.68	2.9	0.19	0.60	<0.05	<0.01	0.05	0.5	0.01	559	5.09	<0.01	0.09	0.6
SS12-0173	Soil	3.05	9.3	0.89	1.66	<0.05	0.01	0.09	2.5	0.07	1486	6.68	<0.01	0.18	3.0
SS12-0174	Soil	1.96	6.9	0.68	1.64	<0.05	0.04	0.13	1.5	0.04	2525	5.65	<0.01	0.20	2.9
SS12-0175	Soil	15.10	44.7	2.84	2.45	0.07	0.10	0.14	8.2	0.16	4487	17.98	<0.01	0.16	9.1
SS12-0177	Soil	2.14	12.4	1.09	1.45	<0.05	0.04	0.08	2.3	0.07	1508	4.91	<0.01	0.14	4.7

INSPECTORATE
A Bureau Veritas Group Company
#200 - 11620 Horseshoe Way
Richmond, BC V7A 4V5 Canada

Certificate of Analysis

12-360-08058-01

Brixton Metals Corporation
1411-409 Granville Street
Vancouver, BC V6C 1T2

Sample Description	Sample Type	Cs 50-AR-UT ppm 0.05	Cu 50-AR-UT ppm 0.2	Fe 50-AR-UT % 0.01	Ga 50-AR-UT ppm 0.05	Ge 50-AR-UT ppm 0.05	In 50-AR-UT ppm 0.01	K 50-AR-UT % 0.01	Li 50-AR-UT ppm 0.1	Mg 50-AR-UT % 0.01	Mn 50-AR-UT ppm 1	Mo 50-AR-UT ppm 0.05	Na 50-AR-UT % 0.01	Nb 50-AR-UT ppm 0.05	Ni 50-AR-UT ppm 0.2
SS12-0178	Soil	8.04	10.6	1.11	2.53	<0.05	0.03	0.12	2.7	0.09	2741	6.87	<0.01	0.21	3.9
SS12-0179	Soil	2.03	9.5	1.12	1.95	<0.05	0.03	0.11	2.5	0.08	1194	4.37	<0.01	0.28	4.3
SS12-0181	Soil	4.28	9.8	0.98	2.00	<0.05	0.04	0.09	1.6	0.05	2766	8.00	<0.01	0.20	1.7
SS12-0182	Soil	1.59	6.7	0.56	1.01	<0.05	0.02	0.06	1.2	0.03	1891	26.01	<0.01	0.15	1.1
SS12-0183	Soil	0.83	2.4	0.33	0.98	<0.05	0.01	0.06	0.5	0.02	1191	7.97	<0.01	0.14	0.7
SS12-0184	Soil	2.04	6.2	0.27	0.69	<0.05	0.01	0.09	0.7	0.02	426	2.54	<0.01	0.06	0.4
SS12-0185	Soil	4.21	6.0	0.63	0.79	<0.05	0.04	0.08	2.7	0.02	1534	33.20	<0.01	<0.05	0.9
SS12-0186	Soil	3.41	23.7	2.47	2.83	<0.05	0.03	0.07	5.8	0.31	1399	8.78	0.01	0.20	13.5
SS12-0187	Soil	7.05	16.4	1.83	2.47	<0.05	0.02	0.07	6.8	0.23	1170	6.87	<0.01	0.24	10.8
SS12-0188	Soil	3.36	16.2	2.27	3.86	<0.05	0.03	0.09	6.7	0.19	949	12.34	<0.01	0.25	7.8
SS12-0189	Soil	4.62	14.8	2.15	1.88	0.06	0.04	0.13	6.1	0.10	1524	13.89	<0.01	0.16	3.9
SS12-0190	Soil	2.34	3.9	0.85	0.67	<0.05	0.01	0.08	0.9	0.03	961	5.51	<0.01	0.10	1.1
SS12-0191	Soil	2.26	3.8	0.65	0.58	<0.05	0.02	0.08	5.2	0.04	309	6.78	<0.01	0.09	1.3
SS12-0192	Soil	4.83	17.0	1.72	2.38	<0.05	0.04	0.08	4.1	0.15	1493	7.84	<0.01	0.15	6.0
SS12-0193	Soil	4.04	14.6	2.19	2.68	<0.05	0.02	0.08	4.3	0.20	1266	6.74	<0.01	0.18	8.6
SS12-0194	Soil	5.42	19.0	2.26	3.17	<0.05	0.03	0.08	5.2	0.23	1650	9.03	<0.01	0.25	9.3
SS12-0196	Soil	6.69	4.8	0.58	0.52	<0.05	<0.01	0.06	0.5	0.01	534	10.82	<0.01	0.07	0.8
SS12-0197	Soil	4.58	16.5	2.03	3.35	<0.05	0.03	0.06	5.6	0.23	643	5.74	<0.01	0.20	8.9
SS12-0198	Soil	4.62	18.4	3.59	6.66	0.05	0.03	0.05	2.4	0.14	795	7.94	<0.01	0.70	6.6
SS12-0199	Soil	13.21	17.1	2.41	3.51	<0.05	0.04	0.10	16.2	0.19	1265	6.95	<0.01	0.28	9.7
SS12-0201	Soil	5.45	17.3	2.06	3.48	<0.05	0.02	0.06	4.4	0.16	1299	7.15	<0.01	0.32	6.6
SS12-0202	Soil	3.41	11.3	1.88	2.73	<0.05	0.02	0.04	9.8	0.22	432	4.42	<0.01	0.20	6.0
SS12-0203	Soil	3.29	16.4	2.28	4.57	<0.05	0.03	0.07	4.2	0.12	1024	7.93	<0.01	0.23	5.9
SS12-0204	Soil	6.77	14.0	1.86	4.10	<0.05	0.03	0.09	10.2	0.13	1330	7.74	<0.01	0.23	5.1
SS12-0205	Soil	3.44	18.0	2.23	3.27	<0.05	0.05	0.10	5.2	0.18	1557	4.88	<0.01	0.23	7.0
SS12-0206	Soil	3.62	17.8	1.88	4.62	<0.05	0.03	0.10	6.2	0.14	979	7.73	<0.01	0.32	5.7
SS12-0207	Soil	11.23	29.7	3.08	3.43	0.07	0.04	0.08	14.8	0.29	1595	8.51	<0.01	0.14	13.5
SS12-0208	Soil	3.85	17.5	0.55	0.83	<0.05	0.03	0.09	2.6	0.04	1587	8.43	<0.01	0.06	1.0
SS12-0209	Soil	3.79	13.6	1.36	1.67	<0.05	0.04	0.08	3.4	0.08	1813	12.16	<0.01	0.15	4.1
SS12-0210	Soil	6.57	14.9	2.24	3.55	<0.05	0.03	0.06	7.3	0.10	699	12.02	0.02	0.30	2.5
SS12-0211	Soil	6.80	16.4	1.33	2.63	<0.05	0.03	0.07	7.1	0.13	1167	6.17	<0.01	0.18	6.2
SS12-0212	Soil	6.07	14.4	1.57	2.81	<0.05	0.03	0.08	9.5	0.17	1005	7.78	<0.01	0.19	7.0
SS12-0213	Soil	3.73	9.4	1.22	2.40	<0.05	0.03	0.08	5.3	0.07	942	6.56	<0.01	0.16	2.6
SS12-0214	Soil	1.40	18.3	2.30	3.75	<0.05	0.03	0.07	5.8	0.25	1057	5.75	<0.01	0.18	9.5
SS12-0216	Soil	4.45	17.7	1.98	3.06	<0.05	0.04	0.07	6.5	0.21	1525	7.34	<0.01	0.18	8.9
SS12-0217	Soil	3.58	8.1	1.61	2.18	<0.05	0.02	0.11	10.2	0.15	1415	5.11	<0.01	0.15	3.9
SS12-0218	Soil	2.69	12.4	1.34	1.95	<0.05	0.02	0.07	3.5	0.16	1652	6.15	<0.01	0.17	6.0
SS12-0219	Soil	3.51	17.2	1.23	2.64	<0.05	0.02	0.07	4.4	0.13	1218	3.63	<0.01	0.24	5.0
SS12-0221	Soil	4.56	16.5	1.69	2.97	<0.05	0.02	0.07	4.9	0.17	1568	5.17	<0.01	0.29	7.5
SS12-0222	Soil	2.79	15.8	1.77	5.03	<0.05	0.03	0.04	6.5	0.24	1697	3.81	<0.01	0.61	8.2

INSPECTORATE
A Bureau Veritas Group Company
#200 - 11620 Horseshoe Way
Richmond, BC V7A 4V5 Canada

Certificate of Analysis

12-360-08058-01

Brixton Metals Corporation
1411-409 Granville Street
Vancouver, BC V6C 1T2

Sample Description	Sample Type	Cs 50-AR-UT ppm 0.05	Cu 50-AR-UT ppm 0.2	Fe 50-AR-UT % 0.01	Ga 50-AR-UT ppm 0.05	Ge 50-AR-UT ppm 0.05	In 50-AR-UT ppm 0.01	K 50-AR-UT % 0.01	Li 50-AR-UT ppm 0.1	Mg 50-AR-UT % 0.01	Mn 50-AR-UT ppm 1	Mo 50-AR-UT ppm 0.05	Na 50-AR-UT % 0.01	Nb 50-AR-UT ppm 0.05	Ni 50-AR-UT ppm 0.2
SS12-0223	Soil	4.82	20.9	2.56	3.97	<0.05	0.03	0.07	8.9	0.25	2600	4.99	<0.01	0.33	11.3
SS12-0224	Soil	2.25	16.5	2.27	3.22	<0.05	0.03	0.05	8.1	0.33	1160	3.87	<0.01	0.20	10.9
SS12-0225	Soil	3.12	16.9	1.69	3.79	<0.05	0.03	0.04	5.5	0.15	396	5.24	<0.01	0.28	5.7
SS12-0226	Soil	2.18	23.2	1.65	3.69	<0.05	0.02	0.06	4.0	0.12	435	5.03	<0.01	0.40	7.9
SS12-0227	Soil	2.65	20.0	2.56	4.70	<0.05	0.03	0.08	7.4	0.23	1374	4.87	<0.01	0.40	10.6
SS12-0228	Soil	3.30	15.5	1.34	3.45	<0.05	0.02	0.04	2.1	0.06	192	6.03	<0.01	0.23	5.6
SS12-0229	Soil	1.95	21.7	2.17	3.78	<0.05	0.03	0.10	6.9	0.22	3138	5.04	<0.01	0.32	10.1
SS12-0230	Soil	3.93	19.3	2.11	4.24	<0.05	0.02	0.09	5.5	0.17	1965	7.98	<0.01	0.34	7.7
SS12-0231	Soil	4.18	21.8	1.94	2.60	<0.05	0.02	0.07	5.0	0.12	2002	14.52	<0.01	0.15	7.0
SS12-0232	Soil	2.64	13.6	1.59	3.96	<0.05	0.02	0.07	5.6	0.12	2142	5.11	<0.01	0.18	5.7
SS12-0233	Soil	3.83	6.6	1.13	1.68	<0.05	0.01	0.10	5.6	0.06	2506	3.12	<0.01	0.06	1.7
SS12-0234	Soil	10.78	22.6	5.30	6.91	0.12	0.06	0.12	44.5	0.57	930	3.12	<0.01	<0.05	15.9
SS12-0235	Soil	4.42	8.6	1.36	1.36	<0.05	0.01	0.09	7.4	0.07	1756	2.76	<0.01	0.07	2.1
SS12-0237	Soil	7.10	15.3	2.10	4.37	<0.05	0.02	0.07	5.2	0.07	1964	5.05	<0.01	0.16	4.7
SS12-0238	Soil	4.54	14.9	1.49	1.66	<0.05	0.02	0.08	4.1	0.08	2313	5.28	<0.01	0.13	3.6
SS12-0239	Soil	6.00	19.9	1.73	2.41	<0.05	0.03	0.10	4.8	0.09	5141	8.93	<0.01	0.15	4.9
SS12-0241	Soil	10.80	26.7	3.12	3.27	0.07	0.05	0.08	6.9	0.17	3478	7.14	<0.01	0.17	12.4
SS12-0242	Soil	7.14	4.0	1.65	0.53	<0.05	0.02	0.06	0.4	0.03	510	14.52	<0.01	<0.05	1.8
SS12-0243	Soil	8.08	13.8	1.92	2.87	<0.05	0.04	0.05	8.3	0.15	1154	9.22	<0.01	0.19	6.1
SS12-0244	Soil	7.18	16.3	1.93	3.34	<0.05	0.02	0.09	5.8	0.05	569	11.77	<0.01	0.19	4.9
SS12-0245	Soil	5.65	17.4	1.33	2.41	<0.05	0.02	0.09	4.4	0.10	1600	6.21	<0.01	0.16	5.3
SS12-0246	Soil	1.42	5.2	0.45	0.98	<0.05	0.01	0.10	1.3	0.06	729	1.34	<0.01	0.06	2.5
SS12-0247	Soil	5.99	23.9	1.74	1.64	<0.05	0.03	0.08	2.9	0.15	1628	3.85	<0.01	0.21	6.8
SS12-0248	Soil	2.79	5.3	0.55	0.62	<0.05	0.01	0.09	0.7	0.03	1176	1.44	<0.01	<0.05	0.9
SS12-0249	Soil	1.78	1.5	0.28	0.42	<0.05	<0.01	0.10	0.3	0.03	774	0.76	<0.01	0.06	0.4
SS12-0250	Soil	2.85	12.9	1.25	1.50	<0.05	0.02	0.10	1.8	0.12	1846	2.15	<0.01	0.06	4.0
SS12-0251	Soil	4.63	15.3	1.23	1.73	<0.05	0.02	0.10	2.5	0.14	1384	2.66	<0.01	0.12	4.9
SS12-0252	Soil	4.67	13.8	1.87	1.16	<0.05	0.02	0.07	1.5	0.08	3951	29.21	<0.01	0.07	12.8
SS12-0253	Soil	4.68	21.9	2.07	2.69	<0.05	0.03	0.10	3.6	0.22	3093	3.28	<0.01	0.11	6.7
SS12-0254	Soil	6.64	56.6	4.01	6.01	0.06	0.08	0.07	7.2	0.56	3386	7.33	0.01	0.16	14.2
SS12-0256	Soil	5.64	36.6	3.07	4.45	<0.05	0.04	0.06	5.7	0.40	1106	4.87	0.01	0.27	12.1
SS12-0257	Soil	4.11	11.3	1.32	1.44	<0.05	0.02	0.08	2.5	0.13	1799	3.19	<0.01	0.11	8.9
SS12-0258	Soil	6.33	12.7	1.37	1.75	<0.05	0.02	0.07	2.7	0.16	1608	6.38	0.01	0.12	5.4
SS12-0259	Soil	3.80	8.8	1.03	1.19	<0.05	0.01	0.07	2.0	0.11	1184	3.28	0.01	0.11	4.5
SS12-0261	Soil	6.16	8.3	0.99	1.01	<0.05	0.01	0.06	1.2	0.06	2934	7.67	<0.01	0.05	2.1
SS12-0262	Soil	10.22	50.4	<0.01	1.15	<0.05	0.04	<0.01	1.2	<0.01	<1	13.54	<0.01	0.07	5.5
SS12-0263	Soil	3.38	28.1	1.97	2.83	<0.05	0.03	0.10	4.0	0.21	1771	4.95	0.01	0.28	12.5
SS12-0264	Soil	3.49	24.8	2.90	4.28	0.05	0.04	0.08	4.7	0.25	1511	8.06	0.01	0.40	11.1
SS12-0265	Soil	5.72	16.7	2.50	2.34	<0.05	0.03	0.07	3.5	0.21	1911	3.80	<0.01	0.16	8.8
SS12-0266	Soil	2.42	24.2	<0.01	2.40	<0.05	0.02	<0.01	7.4	<0.01	1	3.05	<0.01	0.13	17.8

INSPECTORATE
A Bureau Veritas Group Company
#200 - 11620 Horseshoe Way
Richmond, BC V7A 4V5 Canada

Certificate of Analysis

12-360-08058-01

Brixton Metals Corporation
1411-409 Granville Street
Vancouver, BC V6C 1T2

Sample Description	Sample Type	P 50-AR-UT ppm 5	Pb 50-AR-UT ppm 0.2	Rb 50-AR-UT ppm 0.1	Re 50-AR-UT ppm 0.01	S 50-AR-UT % 0.01	Sb 50-AR-UT ppm 0.05	Sc 50-AR-UT ppm 0.1	Se 50-AR-UT ppm 0.2	Sn 50-AR-UT ppm 0.2	Sr 50-AR-UT ppm 0.2	Ta 50-AR-UT ppm 0.01	Te 50-AR-UT ppm 0.01	Th 50-AR-UT ppm 0.2	Ti 50-AR-UT % 0.005
SS12-0133	Soil	452	59.0	7.5	<0.01	0.03	5.49	1.8	<0.2	<0.2	26.4	<0.01	0.05	3.1	<0.005
SS12-0134	Soil	277	66.5	5.7	<0.01	0.01	4.69	1.9	<0.2	<0.2	23.2	<0.01	0.06	3.6	0.007
SS12-0136	Soil	789	86.9	9.7	<0.01	0.02	3.56	3.1	<0.2	0.3	24.2	<0.01	0.11	1.5	0.011
SS12-0137	Soil	280	149.7	7.3	<0.01	<0.01	3.62	1.3	<0.2	<0.2	17.7	<0.01	0.07	5.6	<0.005
SS12-0138	Soil	736	69.5	12.5	<0.01	0.03	2.72	1.4	<0.2	0.3	14.8	<0.01	0.05	1.4	<0.005
SS12-0139	Soil	648	69.3	9.5	<0.01	0.01	2.84	2.3	<0.2	<0.2	17.1	<0.01	0.07	3.3	<0.005
SS12-0141	Soil	843	60.2	14.7	<0.01	0.04	2.37	1.1	<0.2	<0.2	13.8	<0.01	0.06	1.5	<0.005
SS12-0142	Soil	145	34.6	20.1	<0.01	0.03	3.34	5.1	<0.2	0.3	46.4	<0.01	0.05	6.0	<0.005
SS12-0143	Soil	377	88.0	7.4	<0.01	0.02	5.38	1.6	<0.2	<0.2	25.5	<0.01	0.06	2.9	<0.005
SS12-0144	Soil	97	73.5	5.5	<0.01	0.01	3.24	0.4	<0.2	<0.2	26.1	<0.01	0.02	8.3	<0.005
SS12-0145	Soil	566	79.1	7.3	<0.01	0.04	3.10	1.0	<0.2	<0.2	28.0	<0.01	0.04	2.8	<0.005
SS12-0146	Soil	585	94.8	10.6	<0.01	0.03	3.19	1.7	<0.2	<0.2	14.0	<0.01	0.05	1.7	<0.005
SS12-0147	Soil	490	101.0	9.6	<0.01	0.02	3.87	1.3	<0.2	<0.2	13.8	<0.01	0.09	1.7	<0.005
SS12-0148	Soil	294	87.9	9.8	<0.01	0.02	3.25	0.6	<0.2	<0.2	17.5	<0.01	0.03	2.0	<0.005
SS12-0149	Soil	382	49.2	8.8	<0.01	0.03	2.67	0.8	<0.2	<0.2	29.3	<0.01	0.04	2.6	<0.005
SS12-0150	Soil	269	277.9	7.2	<0.01	0.02	4.63	0.7	<0.2	<0.2	26.7	<0.01	0.05	5.0	<0.005
SS12-0151	Soil	195	86.4	6.5	<0.01	0.02	3.35	0.5	<0.2	<0.2	22.0	<0.01	0.04	6.8	<0.005
SS12-0152	Soil	241	381.1	8.0	<0.01	0.04	11.32	1.1	<0.2	<0.2	31.5	<0.01	0.06	5.1	<0.005
SS12-0153	Soil	184	71.3	6.2	<0.01	0.02	3.17	0.7	<0.2	<0.2	16.4	<0.01	<0.01	8.4	<0.005
SS12-0154	Soil	474	115.3	6.5	<0.01	0.07	6.14	1.2	<0.2	<0.2	39.7	<0.01	0.05	7.9	<0.005
SS12-0155	Soil	261	109.1	6.7	<0.01	0.01	8.86	0.8	<0.2	<0.2	46.0	<0.01	0.04	6.3	<0.005
SS12-0157	Soil	272	80.2	7.9	<0.01	0.02	3.06	1.0	<0.2	<0.2	17.4	<0.01	0.03	6.3	<0.005
SS12-0158	Soil	281	114.0	9.6	<0.01	0.02	4.10	1.1	<0.2	<0.2	28.2	<0.01	<0.01	4.5	<0.005
SS12-0159	Soil	636	83.7	7.2	<0.01	0.01	3.79	2.2	<0.2	<0.2	16.5	<0.01	0.03	3.9	<0.005
SS12-0161	Soil	402	58.2	7.9	<0.01	0.02	3.65	2.2	<0.2	<0.2	24.6	<0.01	0.06	2.1	<0.005
SS12-0162	Soil	506	105.9	7.5	<0.01	0.01	4.19	2.2	<0.2	<0.2	18.7	<0.01	0.07	3.3	0.008
SS12-0163	Soil	487	173.0	8.5	<0.01	0.02	5.79	1.5	<0.2	<0.2	30.7	<0.01	0.08	3.3	<0.005
SS12-0164	Soil	549	74.8	12.3	<0.01	0.03	7.99	1.0	<0.2	<0.2	20.8	<0.01	0.02	2.8	<0.005
SS12-0165	Soil	435	102.4	10.0	<0.01	0.02	5.02	1.1	<0.2	<0.2	17.6	<0.01	0.02	3.0	<0.005
SS12-0166	Soil	297	104.0	7.4	<0.01	0.02	2.90	1.1	<0.2	<0.2	33.1	<0.01	0.02	4.7	<0.005
SS12-0167	Soil	2683	32.5	13.1	<0.01	0.02	5.72	5.9	<0.2	0.5	55.3	<0.01	0.04	3.8	<0.005
SS12-0168	Soil	944	30.7	13.7	<0.01	0.06	1.64	1.0	<0.2	<0.2	11.9	<0.01	0.05	2.0	<0.005
SS12-0169	Soil	973	124.0	15.3	<0.01	0.04	3.43	3.3	<0.2	0.3	19.0	<0.01	0.09	3.0	<0.005
SS12-0170	Soil	566	52.4	14.8	<0.01	0.02	2.24	1.7	<0.2	<0.2	18.2	<0.01	0.05	2.5	<0.005
SS12-0171	Soil	188	52.5	5.4	<0.01	0.01	2.74	1.6	<0.2	<0.2	24.4	<0.01	0.07	3.1	<0.005
SS12-0172	Soil	82	14.3	5.0	<0.01	<0.01	0.82	0.2	<0.2	<0.2	10.3	<0.01	0.03	1.2	<0.005
SS12-0173	Soil	373	93.1	7.4	<0.01	0.02	1.82	0.7	<0.2	<0.2	15.9	<0.01	0.03	2.6	<0.005
SS12-0174	Soil	338	43.2	8.5	<0.01	0.03	2.28	0.7	<0.2	<0.2	33.9	<0.01	0.02	3.4	<0.005
SS12-0175	Soil	838	205.4	13.3	<0.01	0.05	9.61	3.4	<0.2	<0.2	42.4	<0.01	0.04	4.4	<0.005
SS12-0177	Soil	277	85.8	6.8	<0.01	0.01	2.58	1.1	<0.2	<0.2	14.8	<0.01	0.02	4.0	<0.005

INSPECTORATE
A Bureau Veritas Group Company
#200 - 11620 Horseshoe Way
Richmond, BC V7A 4V5 Canada

Certificate of Analysis

12-360-08058-01

Brixton Metals Corporation
1411-409 Granville Street
Vancouver, BC V6C 1T2

Sample Description	Sample Type	P 50-AR-UT ppm 5	Pb 50-AR-UT ppm 0.2	Rb 50-AR-UT ppm 0.1	Re 50-AR-UT ppm 0.01	S 50-AR-UT % 0.01	Sb 50-AR-UT ppm 0.05	Sc 50-AR-UT ppm 0.1	Se 50-AR-UT ppm 0.2	Sn 50-AR-UT ppm 0.2	Sr 50-AR-UT ppm 0.2	Ta 50-AR-UT ppm 0.01	Te 50-AR-UT ppm 0.01	Th 50-AR-UT ppm 0.2	Ti 50-AR-UT % 0.005
SS12-0178	Soil	493	67.8	11.5	<0.01	0.04	2.34	1.1	<0.2	<0.2	34.2	<0.01	0.04	3.7	<0.005
SS12-0179	Soil	407	53.0	8.3	<0.01	0.03	3.09	1.0	<0.2	<0.2	26.1	<0.01	0.02	2.7	<0.005
SS12-0181	Soil	412	382.3	10.1	<0.01	0.03	3.77	0.8	<0.2	<0.2	35.8	<0.01	0.02	3.6	<0.005
SS12-0182	Soil	187	98.8	4.4	<0.01	0.01	2.61	0.6	<0.2	<0.2	19.8	<0.01	0.01	7.8	<0.005
SS12-0183	Soil	117	46.9	5.2	<0.01	<0.01	1.48	0.6	<0.2	<0.2	18.1	<0.01	0.05	14.3	<0.005
SS12-0184	Soil	91	36.9	5.5	<0.01	<0.01	1.94	0.5	<0.2	<0.2	11.8	<0.01	0.03	17.0	<0.005
SS12-0185	Soil	130	116.7	5.1	<0.01	<0.01	2.34	0.5	<0.2	<0.2	23.3	<0.01	0.02	12.0	<0.005
SS12-0186	Soil	727	79.6	6.1	<0.01	0.02	3.04	2.1	<0.2	<0.2	14.7	<0.01	0.12	2.7	0.007
SS12-0187	Soil	511	77.1	6.2	<0.01	0.02	2.55	1.8	<0.2	<0.2	13.7	<0.01	0.07	2.6	<0.005
SS12-0188	Soil	874	81.0	12.7	<0.01	0.06	2.42	1.0	<0.2	<0.2	17.9	<0.01	0.09	1.4	<0.005
SS12-0189	Soil	528	369.0	7.8	<0.01	0.11	11.78	2.1	<0.2	<0.2	50.6	<0.01	0.06	5.2	<0.005
SS12-0190	Soil	98	82.8	4.0	<0.01	0.06	2.36	0.7	<0.2	<0.2	19.8	<0.01	0.03	11.0	<0.005
SS12-0191	Soil	147	122.2	4.0	<0.01	0.03	2.89	0.5	<0.2	<0.2	61.0	<0.01	0.01	7.2	<0.005
SS12-0192	Soil	467	94.2	9.1	<0.01	0.02	2.16	1.4	<0.2	<0.2	11.9	<0.01	0.06	1.8	<0.005
SS12-0193	Soil	676	67.1	8.2	<0.01	0.01	2.48	1.7	<0.2	<0.2	11.7	<0.01	0.05	1.7	<0.005
SS12-0194	Soil	796	120.2	8.8	<0.01	0.02	2.86	1.6	<0.2	0.2	9.8	<0.01	0.06	1.7	<0.005
SS12-0196	Soil	252	67.1	4.1	<0.01	0.02	2.14	0.2	<0.2	<0.2	12.1	<0.01	0.02	0.4	<0.005
SS12-0197	Soil	329	62.0	10.9	<0.01	0.02	1.78	1.4	<0.2	<0.2	5.2	<0.01	0.10	3.3	<0.005
SS12-0198	Soil	1097	95.3	9.0	<0.01	0.04	3.31	0.8	<0.2	0.4	5.9	<0.01	0.10	0.9	<0.005
SS12-0199	Soil	739	122.6	14.6	<0.01	0.03	2.51	1.4	<0.2	0.2	31.3	<0.01	0.05	1.3	<0.005
SS12-0201	Soil	733	80.9	13.4	<0.01	0.02	2.29	1.0	<0.2	0.3	6.3	<0.01	0.06	1.6	<0.005
SS12-0202	Soil	216	67.7	9.5	<0.01	0.01	1.91	1.1	<0.2	<0.2	4.5	<0.01	0.05	2.4	<0.005
SS12-0203	Soil	513	80.1	13.1	<0.01	0.02	2.18	1.2	<0.2	0.3	6.4	<0.01	0.07	2.0	<0.005
SS12-0204	Soil	618	64.7	18.9	<0.01	0.03	2.26	1.4	<0.2	0.2	20.8	<0.01	0.06	3.3	<0.005
SS12-0205	Soil	434	112.1	9.9	<0.01	0.02	2.56	2.4	<0.2	<0.2	27.1	<0.01	0.06	3.9	<0.005
SS12-0206	Soil	872	89.5	15.0	<0.01	0.03	2.09	1.0	<0.2	0.2	7.3	<0.01	0.07	2.5	<0.005
SS12-0207	Soil	803	103.5	7.6	<0.01	0.01	5.32	4.2	<0.2	<0.2	11.2	<0.01	0.11	3.7	<0.005
SS12-0208	Soil	121	77.5	6.1	<0.01	0.01	2.57	0.5	<0.2	<0.2	24.4	<0.01	0.02	7.0	<0.005
SS12-0209	Soil	313	224.9	7.0	<0.01	0.04	3.97	0.9	<0.2	<0.2	26.7	<0.01	0.05	3.1	<0.005
SS12-0210	Soil	410	114.9	20.6	<0.01	0.02	3.83	0.8	<0.2	<0.2	4.0	0.01	0.06	3.0	<0.005
SS12-0211	Soil	550	79.5	11.1	<0.01	0.02	1.88	1.0	<0.2	<0.2	11.0	<0.01	0.06	2.0	<0.005
SS12-0212	Soil	551	107.1	10.7	<0.01	0.03	2.30	1.2	<0.2	<0.2	32.5	<0.01	0.05	2.0	<0.005
SS12-0213	Soil	416	176.2	10.1	<0.01	0.02	1.72	0.5	<0.2	<0.2	11.9	<0.01	0.05	3.7	<0.005
SS12-0214	Soil	456	77.4	7.7	<0.01	0.02	2.28	1.3	<0.2	<0.2	18.0	<0.01	0.06	2.2	<0.005
SS12-0216	Soil	483	159.8	9.1	<0.01	0.03	5.14	1.5	<0.2	<0.2	12.8	<0.01	0.08	2.4	<0.005
SS12-0217	Soil	812	92.4	7.8	<0.01	0.03	3.85	1.0	<0.2	<0.2	29.9	<0.01	0.01	2.6	<0.005
SS12-0218	Soil	270	56.9	5.2	<0.01	0.02	1.99	1.1	<0.2	<0.2	20.7	<0.01	0.04	4.0	<0.005
SS12-0219	Soil	581	157.0	10.3	<0.01	0.03	1.62	0.8	<0.2	<0.2	9.8	<0.01	0.05	2.9	<0.005
SS12-0221	Soil	502	76.1	8.1	<0.01	0.03	2.06	1.1	<0.2	<0.2	18.7	<0.01	0.05	1.9	<0.005
SS12-0222	Soil	858	53.1	10.1	<0.01	0.03	1.33	1.2	<0.2	0.4	25.6	<0.01	0.06	2.2	<0.005

INSPECTORATE
A Bureau Veritas Group Company
#200 - 11620 Horseshoe Way
Richmond, BC V7A 4V5 Canada

Certificate of Analysis

12-360-08058-01

Brixton Metals Corporation
1411-409 Granville Street
Vancouver, BC V6C 1T2

Sample Description	Sample Type	P 50-AR-UT ppm 5	Pb 50-AR-UT ppm 0.2	Rb 50-AR-UT ppm 0.1	Re 50-AR-UT ppm 0.01	S 50-AR-UT % 0.01	Sb 50-AR-UT ppm 0.05	Sc 50-AR-UT ppm 0.1	Se 50-AR-UT ppm 0.2	Sn 50-AR-UT ppm 0.2	Sr 50-AR-UT ppm 0.2	Ta 50-AR-UT ppm 0.01	Te 50-AR-UT ppm 0.01	Th 50-AR-UT ppm 0.2	Ti 50-AR-UT % 0.005
SS12-0223	Soil	1043	95.1	10.7	<0.01	0.03	3.24	1.9	<0.2	0.3	14.5	<0.01	0.08	1.8	<0.005
SS12-0224	Soil	497	94.1	6.9	<0.01	0.01	2.31	1.5	<0.2	<0.2	14.1	<0.01	0.07	2.3	<0.005
SS12-0225	Soil	633	38.7	7.7	<0.01	0.03	1.73	0.8	<0.2	0.2	4.8	<0.01	0.08	1.5	<0.005
SS12-0226	Soil	1085	53.1	11.0	<0.01	0.07	2.35	0.3	<0.2	0.3	16.3	<0.01	0.07	0.3	<0.005
SS12-0227	Soil	867	62.3	11.4	<0.01	0.03	2.73	1.5	<0.2	0.3	32.6	<0.01	0.07	1.9	<0.005
SS12-0228	Soil	828	25.6	9.3	<0.01	0.05	2.19	0.3	<0.2	0.2	23.5	<0.01	0.06	0.4	<0.005
SS12-0229	Soil	1387	58.7	11.7	<0.01	0.06	2.49	1.4	<0.2	0.2	25.1	<0.01	0.06	2.5	<0.005
SS12-0230	Soil	642	56.9	15.8	<0.01	0.03	2.57	1.1	<0.2	0.3	25.0	<0.01	0.09	3.6	<0.005
SS12-0231	Soil	452	78.1	7.7	<0.01	0.03	5.34	1.5	<0.2	<0.2	31.7	<0.01	0.07	4.4	<0.005
SS12-0232	Soil	387	59.7	12.7	<0.01	0.02	1.80	1.1	<0.2	0.2	9.6	<0.01	0.06	4.4	<0.005
SS12-0233	Soil	216	188.5	6.8	<0.01	<0.01	1.10	1.0	<0.2	<0.2	25.9	<0.01	0.03	14.0	<0.005
SS12-0234	Soil	3172	29.3	6.9	<0.01	0.01	8.90	3.3	<0.2	0.7	65.0	<0.01	0.04	3.7	<0.005
SS12-0235	Soil	312	72.0	6.5	<0.01	0.02	3.33	0.9	<0.2	<0.2	25.5	<0.01	0.03	11.1	<0.005
SS12-0237	Soil	576	196.2	17.3	<0.01	0.02	2.07	0.7	<0.2	0.2	6.6	<0.01	0.02	3.0	<0.005
SS12-0238	Soil	329	166.1	6.7	<0.01	0.02	3.60	0.9	<0.2	<0.2	20.9	<0.01	0.04	3.2	<0.005
SS12-0239	Soil	687	360.8	9.6	<0.01	0.04	7.47	1.1	<0.2	<0.2	44.8	<0.01	0.05	4.6	<0.005
SS12-0241	Soil	735	281.9	10.4	<0.01	0.05	4.64	5.0	<0.2	<0.2	49.1	<0.01	0.04	5.3	<0.005
SS12-0242	Soil	598	289.2	4.2	<0.01	0.04	6.56	0.8	<0.2	<0.2	14.9	<0.01	<0.01	9.0	<0.005
SS12-0243	Soil	263	131.8	8.7	<0.01	0.02	5.33	0.8	<0.2	<0.2	7.9	<0.01	0.04	2.6	<0.005
SS12-0244	Soil	383	70.3	13.0	<0.01	0.02	3.54	0.8	<0.2	<0.2	21.8	<0.01	0.07	3.6	<0.005
SS12-0245	Soil	480	87.1	9.0	<0.01	0.04	3.07	1.4	<0.2	<0.2	48.7	<0.01	0.05	5.5	<0.005
SS12-0246	Soil	112	61.7	5.3	<0.01	<0.01	0.78	1.1	<0.2	<0.2	15.9	<0.01	0.04	3.6	<0.005
SS12-0247	Soil	710	80.2	6.4	<0.01	0.03	3.20	2.2	<0.2	<0.2	22.1	<0.01	0.09	2.7	<0.005
SS12-0248	Soil	128	63.5	5.1	<0.01	<0.01	2.29	1.0	<0.2	<0.2	26.0	<0.01	0.04	8.3	<0.005
SS12-0249	Soil	134	86.6	5.6	<0.01	<0.01	0.89	0.7	<0.2	<0.2	25.5	<0.01	0.01	7.3	<0.005
SS12-0250	Soil	326	110.3	5.8	<0.01	0.01	2.62	1.8	<0.2	<0.2	29.7	<0.01	0.07	8.2	<0.005
SS12-0251	Soil	348	74.3	7.4	<0.01	0.02	2.80	1.8	<0.2	<0.2	27.0	<0.01	0.05	5.5	<0.005
SS12-0252	Soil	851	119.6	5.0	<0.01	0.01	3.30	3.8	<0.2	<0.2	47.1	<0.01	0.06	6.4	<0.005
SS12-0253	Soil	429	163.7	7.1	<0.01	0.02	2.25	2.8	<0.2	<0.2	52.2	<0.01	0.07	11.0	0.005
SS12-0254	Soil	746	180.4	6.1	<0.01	0.02	2.45	7.2	<0.2	0.3	58.6	<0.01	0.07	4.3	0.011
SS12-0256	Soil	859	77.7	6.7	<0.01	0.05	2.51	2.8	<0.2	0.2	29.1	<0.01	0.08	2.1	0.011
SS12-0257	Soil	389	89.9	5.5	<0.01	0.01	1.92	2.2	<0.2	<0.2	26.8	<0.01	0.04	9.3	<0.005
SS12-0258	Soil	421	68.0	5.1	<0.01	0.01	2.36	2.0	<0.2	<0.2	29.2	<0.01	0.02	9.0	0.007
SS12-0259	Soil	317	58.0	4.6	<0.01	<0.01	1.78	1.5	<0.2	<0.2	21.5	<0.01	0.05	6.0	<0.005
SS12-0261	Soil	245	240.9	4.6	<0.01	<0.01	3.99	1.2	<0.2	<0.2	31.8	<0.01	0.04	8.8	<0.005
SS12-0262	Soil	<5	0.6	5.8	<0.01	<0.01	14.94	2.7	<0.2	<0.2	43.4	<0.01	0.24	11.8	<0.005
SS12-0263	Soil	837	70.0	8.7	<0.01	0.05	2.57	2.3	<0.2	<0.2	25.1	<0.01	0.07	2.4	<0.005
SS12-0264	Soil	1751	60.7	11.0	<0.01	0.08	2.57	2.3	<0.2	0.3	28.4	<0.01	0.10	1.8	<0.005
SS12-0265	Soil	878	46.5	6.1	<0.01	0.02	2.40	2.6	<0.2	<0.2	24.2	<0.01	0.14	2.3	<0.005
SS12-0266	Soil	<5	13.4	5.0	<0.01	<0.01	3.97	2.3	<0.2	<0.2	16.7	<0.01	0.05	4.4	<0.005

INSPECTORATE
A Bureau Veritas Group Company
#200 - 11620 Horseshoe Way
Richmond, BC V7A 4V5 Canada

Certificate of Analysis

12-360-08058-01

Brixton Metals Corporation
1411-409 Granville Street
Vancouver, BC V6C 1T2

Sample Description	Sample Type	Tl 50-AR-UT ppm 0.05	U 50-AR-UT ppm 0.05	V 50-AR-UT ppm 1	W 50-AR-UT ppm 0.05	Y 50-AR-UT ppm 0.05	Zn 50-AR-UT ppm 1	Zr 50-AR-UT ppm 0.5
SS12-0133	Soil	0.12	2.54	20	0.27	8.82	74	3.9
SS12-0134	Soil	0.11	2.03	25	0.18	5.58	83	1.9
SS12-0136	Soil	0.16	1.71	55	0.24	7.52	135	0.5
SS12-0137	Soil	0.12	1.92	9	0.31	5.00	67	2.5
SS12-0138	Soil	0.13	1.64	27	0.22	4.77	84	2.0
SS12-0139	Soil	0.12	2.43	22	0.30	8.22	86	<0.5
SS12-0141	Soil	0.14	2.05	20	0.21	4.68	80	1.6
SS12-0142	Soil	0.24	1.19	14	0.21	8.14	66	4.5
SS12-0143	Soil	0.29	2.20	14	0.54	6.36	106	0.9
SS12-0144	Soil	0.23	1.63	<1	0.14	1.95	44	3.5
SS12-0145	Soil	0.17	3.05	12	0.18	8.56	73	3.1
SS12-0146	Soil	0.35	1.60	19	0.35	5.85	179	0.6
SS12-0147	Soil	0.61	2.00	18	0.36	5.75	226	0.5
SS12-0148	Soil	0.16	1.29	4	0.30	4.20	104	0.7
SS12-0149	Soil	0.16	2.21	4	0.54	4.53	33	1.2
SS12-0150	Soil	0.14	2.47	3	0.22	6.05	164	1.8
SS12-0151	Soil	0.16	2.61	1	0.17	4.31	78	2.4
SS12-0152	Soil	0.17	1.53	2	0.19	6.88	183	2.8
SS12-0153	Soil	0.12	1.53	2	0.13	4.56	35	6.0
SS12-0154	Soil	0.20	2.55	4	0.35	6.08	111	3.3
SS12-0155	Soil	0.50	3.90	3	0.44	6.51	79	2.6
SS12-0157	Soil	0.12	2.03	5	0.18	6.34	73	2.0
SS12-0158	Soil	0.23	2.98	7	0.27	6.83	113	1.4
SS12-0159	Soil	0.12	3.69	16	0.39	8.23	92	<0.5
SS12-0161	Soil	0.09	2.69	25	0.40	7.77	64	2.1
SS12-0162	Soil	0.13	1.75	30	0.27	4.92	98	<0.5
SS12-0163	Soil	0.14	2.61	13	0.40	6.81	92	1.8
SS12-0164	Soil	0.16	3.70	11	0.25	6.13	52	1.4
SS12-0165	Soil	0.13	3.18	9	0.23	8.13	109	1.3
SS12-0166	Soil	0.11	2.28	10	0.22	6.84	69	1.6
SS12-0167	Soil	0.21	3.46	45	0.62	21.77	119	2.0
SS12-0168	Soil	0.11	1.45	12	0.18	5.53	47	2.8
SS12-0169	Soil	0.16	2.38	37	0.29	10.37	144	2.6
SS12-0170	Soil	0.16	1.51	28	0.21	5.43	91	1.1
SS12-0171	Soil	0.10	1.45	22	0.27	6.29	44	1.2
SS12-0172	Soil	0.08	0.56	<1	0.12	1.36	7	<0.5
SS12-0173	Soil	0.11	1.73	8	0.19	6.70	36	2.0
SS12-0174	Soil	0.12	2.06	3	0.20	5.51	35	2.7
SS12-0175	Soil	0.25	6.93	12	0.48	28.31	152	7.0
SS12-0177	Soil	0.11	1.79	9	0.34	4.78	97	1.0

INSPECTORATE
A Bureau Veritas Group Company
#200 - 11620 Horseshoe Way
Richmond, BC V7A 4V5 Canada

Certificate of Analysis

12-360-08058-01

Brixton Metals Corporation
1411-409 Granville Street
Vancouver, BC V6C 1T2

Sample Description	Sample Type	Tl 50-AR-UT ppm 0.05	U 50-AR-UT ppm 0.05	V 50-AR-UT ppm 1	W 50-AR-UT ppm 0.05	Y 50-AR-UT ppm 0.05	Zn 50-AR-UT ppm 1	Zr 50-AR-UT ppm 0.5
SS12-0178	Soil	0.18	3.87	9	0.26	9.23	48	5.1
SS12-0179	Soil	0.10	2.37	9	0.24	6.54	54	2.4
SS12-0181	Soil	0.18	4.59	5	0.15	9.74	108	4.7
SS12-0182	Soil	0.32	1.66	1	0.16	4.21	56	4.8
SS12-0183	Soil	0.10	2.29	<1	0.08	5.57	15	7.5
SS12-0184	Soil	0.06	4.39	<1	0.15	3.34	87	12.9
SS12-0185	Soil	0.29	3.24	<1	0.17	2.68	171	4.8
SS12-0186	Soil	0.14	2.07	34	0.25	6.92	118	0.7
SS12-0187	Soil	0.10	1.68	22	0.20	5.49	100	0.6
SS12-0188	Soil	0.19	1.68	30	0.28	3.87	100	1.4
SS12-0189	Soil	0.24	3.07	13	0.37	6.85	265	1.3
SS12-0190	Soil	0.10	1.74	<1	0.08	3.27	226	4.6
SS12-0191	Soil	0.13	1.43	<1	1.57	1.83	106	3.8
SS12-0192	Soil	0.12	1.94	17	0.24	7.28	127	0.6
SS12-0193	Soil	0.12	2.12	24	0.24	7.08	86	0.7
SS12-0194	Soil	0.17	1.65	27	0.23	5.76	134	0.8
SS12-0196	Soil	0.06	1.84	1	0.23	0.98	59	<0.5
SS12-0197	Soil	0.22	1.11	23	0.18	2.98	92	1.4
SS12-0198	Soil	0.26	1.33	36	0.29	2.27	72	1.3
SS12-0199	Soil	0.12	3.48	25	0.19	8.42	159	1.0
SS12-0201	Soil	0.18	1.45	27	0.25	3.13	93	1.8
SS12-0202	Soil	0.18	1.08	25	0.16	1.95	91	1.6
SS12-0203	Soil	0.22	0.97	31	0.24	2.22	101	1.2
SS12-0204	Soil	0.20	1.73	21	0.22	4.55	102	1.4
SS12-0205	Soil	0.13	3.21	22	0.23	16.56	140	2.0
SS12-0206	Soil	0.19	1.36	22	0.39	2.20	105	1.8
SS12-0207	Soil	0.13	3.03	31	0.32	8.12	198	<0.5
SS12-0208	Soil	0.18	2.54	1	0.17	3.64	64	1.8
SS12-0209	Soil	0.16	3.25	8	0.48	8.16	124	1.7
SS12-0210	Soil	0.18	1.30	6	1.00	2.61	226	2.8
SS12-0211	Soil	0.12	2.87	14	0.28	5.14	129	1.5
SS12-0212	Soil	0.11	4.96	18	0.29	6.72	149	1.6
SS12-0213	Soil	0.11	1.18	7	0.20	2.43	210	1.1
SS12-0214	Soil	0.12	0.94	31	0.20	2.79	107	1.2
SS12-0216	Soil	0.16	1.29	22	0.17	4.45	179	0.9
SS12-0217	Soil	0.14	1.68	11	0.37	6.17	141	3.8
SS12-0218	Soil	0.11	1.64	16	0.15	8.05	60	2.1
SS12-0219	Soil	0.12	1.50	12	0.15	4.82	61	2.9
SS12-0221	Soil	0.12	1.13	22	0.21	3.79	75	1.0
SS12-0222	Soil	0.18	1.57	24	0.21	5.82	93	2.3

INSPECTORATE
A Bureau Veritas Group Company
#200 - 11620 Horseshoe Way
Richmond, BC V7A 4V5 Canada

Certificate of Analysis

12-360-08058-01

Brixton Metals Corporation
1411-409 Granville Street
Vancouver, BC V6C 1T2

Sample Description	Sample Type	Tl 50-AR-UT ppm 0.05	U 50-AR-UT ppm 0.05	V 50-AR-UT ppm 1	W 50-AR-UT ppm 0.05	Y 50-AR-UT ppm 0.05	Zn 50-AR-UT ppm 1	Zr 50-AR-UT ppm 0.5
SS12-0223	Soil	0.15	1.72	28	0.25	6.26	123	1.6
SS12-0224	Soil	0.10	1.04	28	0.16	4.24	109	0.9
SS12-0225	Soil	0.14	1.08	26	0.21	2.30	66	1.5
SS12-0226	Soil	0.11	1.25	24	0.25	3.09	68	<0.5
SS12-0227	Soil	0.11	1.07	33	0.27	3.40	100	1.0
SS12-0228	Soil	0.09	0.99	20	0.18	3.30	57	<0.5
SS12-0229	Soil	0.14	1.49	26	0.27	4.75	88	2.1
SS12-0230	Soil	0.16	1.39	28	0.23	2.76	96	1.0
SS12-0231	Soil	0.15	3.75	13	0.22	9.77	91	2.9
SS12-0232	Soil	0.15	1.28	19	0.19	3.35	64	1.1
SS12-0233	Soil	0.07	2.36	2	0.13	6.93	222	4.2
SS12-0234	Soil	0.28	2.66	50	0.95	17.74	115	1.5
SS12-0235	Soil	0.08	1.53	2	0.12	5.49	103	2.2
SS12-0237	Soil	0.16	1.00	24	0.35	2.40	127	0.9
SS12-0238	Soil	0.11	2.42	7	0.23	7.20	105	2.2
SS12-0239	Soil	0.21	3.99	9	0.28	10.95	301	3.5
SS12-0241	Soil	0.16	4.84	22	0.28	25.13	167	5.6
SS12-0242	Soil	0.13	0.69	1	0.12	1.95	148	2.4
SS12-0243	Soil	0.16	1.43	20	0.23	2.34	107	1.0
SS12-0244	Soil	0.13	1.33	17	0.28	2.46	129	0.7
SS12-0245	Soil	0.14	3.01	10	0.26	8.22	83	2.7
SS12-0246	Soil	0.07	0.87	3	0.10	3.82	85	6.5
SS12-0247	Soil	0.14	2.02	19	0.27	8.29	82	3.2
SS12-0248	Soil	0.09	1.38	2	0.11	4.11	38	7.1
SS12-0249	Soil	0.06	1.19	<1	0.19	3.26	40	10.9
SS12-0250	Soil	0.13	1.91	15	0.14	5.90	112	5.7
SS12-0251	Soil	0.12	2.17	18	0.16	6.82	80	2.0
SS12-0252	Soil	0.38	5.14	16	0.30	7.94	79	4.6
SS12-0253	Soil	0.12	6.41	28	0.16	9.26	96	4.0
SS12-0254	Soil	0.18	2.40	79	0.16	13.16	285	2.0
SS12-0256	Soil	0.13	2.07	58	0.25	6.37	106	1.2
SS12-0257	Soil	0.09	1.70	13	0.19	6.56	79	4.6
SS12-0258	Soil	0.09	3.53	19	0.54	5.97	54	6.2
SS12-0259	Soil	0.06	2.03	10	0.23	4.68	32	4.5
SS12-0261	Soil	0.10	3.79	4	0.37	4.34	85	7.1
SS12-0262	Soil	0.07	4.91	<1	0.22	10.23	346	5.8
SS12-0263	Soil	0.13	2.43	24	0.38	11.78	76	1.1
SS12-0264	Soil	0.18	3.17	35	0.21	14.76	88	3.8
SS12-0265	Soil	0.09	2.14	27	0.28	12.06	61	1.0
SS12-0266	Soil	0.12	2.19	<1	0.40	6.93	102	1.3

INSPECTORATE
A Bureau Veritas Group Company
#200 - 11620 Horseshoe Way
Richmond, BC V7A 4V5 Canada

Certificate of Analysis

12-360-08058-01

Brixton Metals Corporation
1411-409 Granville Street
Vancouver, BC V6C 1T2

Sample Description	Sample Type	Au Au-1AT-AA ppm 0.005	Ag 50-AR-UT ppm 0.01	Ce 50-AR-UT ppm 0.02	Hf 50-AR-UT ppm 0.02	La 50-AR-UT ppm 0.2	Al 50-AR-UT % 0.01	As 50-AR-UT ppm 0.1	Ba 50-AR-UT ppm 5	Be 50-AR-UT ppm 0.05	Bi 50-AR-UT ppm 0.01	Ca 50-AR-UT % 0.01	Cd 50-AR-UT ppm 0.01	Co 50-AR-UT ppm 0.1	Cr 50-AR-UT ppm 1
SS12-0133	Soil		0.23	27.20	0.19	16.8	0.86	112.3	610	1.37	0.61	0.32	0.31	4.6	5
SS12-0133 Dup			0.20	29.97	0.17	18.3	0.88	113.9	658	1.35	0.52	0.35	0.34	4.8	6
QCV1210-01977-0002-BLK			<0.01	<0.02	<0.02	<0.2	<0.01	0.1	<5	<0.05	<0.01	<0.01	<0.01	<0.1	<1
STD-Oreas501 expected			0.70	62.00	0.70	29.0	2.20	17.0			1.50	1.40	0.40	13.0	88
STD-Oreas501 result			0.84	66.16	0.48	32.9	2.37	18.1			1.65	1.46	0.21	14.0	89
SS12-0153	Soil		0.33	53.00	0.14	31.4	0.35	159.0	415	1.57	0.91	0.18	0.29	2.7	1
SS12-0153 Dup			0.27	54.90	0.15	32.1	0.36	157.4	427	1.47	0.98	0.18	0.31	2.6	1
QCV1210-01977-0005-BLK			<0.01	<0.02	<0.02	<0.2	<0.01	<0.1	<5	<0.05	<0.01	<0.01	<0.01	<0.1	<1
STD-CDN-ME-16 expected			30.80												
STD-CDN-ME-16 result			32.79												
SS12-0173	Soil		0.74	37.03	0.09	24.2	0.59	29.1	607	1.38	0.43	0.22	0.19	2.4	3
SS12-0173 Dup			0.73	35.61	0.09	23.0	0.58	28.7	571	1.45	0.43	0.23	0.17	2.4	3
QCV1210-01977-0008-BLK			<0.01	<0.02	<0.02	<0.2	<0.01	<0.1	<5	<0.05	<0.01	<0.01	<0.01	<0.1	<1
STD-Oreas501 expected			0.70	62.00	0.70	29.0	2.20	17.0			1.50	1.40	0.40	13.0	88
STD-Oreas501 result			0.82	57.66	0.47	29.5	2.32	18.9			1.68	1.46	0.20	12.6	82
SS12-0193	Soil		0.11	39.46	0.04	21.9	1.03	41.3	219	1.41	0.57	0.12	0.24	6.3	11
SS12-0193 Dup			0.10	39.14	0.04	22.0	1.06	40.9	216	1.33	0.58	0.12	0.23	6.3	10
QCV1210-01977-0011-BLK			<0.01	<0.02	<0.02	<0.2	<0.01	<0.1	<5	<0.05	<0.01	<0.01	<0.01	<0.1	<1
STD-CDN-ME-6 expected			101												
STD-CDN-ME-6 result			>100												
SS12-0213	Soil		1.85	44.31	0.07	27.1	1.06	31.4	254	1.24	0.75	0.14	0.48	1.9	4
SS12-0213 Dup			1.71	42.31	0.06	25.7	1.02	29.6	245	1.22	0.73	0.13	0.46	1.8	4
QCV1210-01977-0014-BLK			<0.01	<0.02	<0.02	<0.2	<0.01	<0.1	<5	<0.05	<0.01	<0.01	<0.01	<0.1	<1
STD-Oreas501 expected			0.70	62.00	0.70	29.0	2.20	17.0			1.50	1.40	0.40	13.0	88
STD-Oreas501 result			0.77	59.26	0.45	28.6	2.10	16.9			1.70	1.35	0.20	13.1	82
SS12-0233	Soil		0.32	48.81	0.11	28.7	0.52	20.3	459	1.40	0.41	0.22	1.61	2.9	1
SS12-0233 Dup			0.33	50.29	0.12	29.9	0.52	20.1	463	1.59	0.40	0.21	1.65	2.8	1
QCV1210-01977-0017-BLK			<0.01	<0.02	<0.02	<0.2	<0.01	0.1	<5	<0.05	<0.01	<0.01	<0.01	<0.1	<1
STD-Oreas501 expected			0.70	62.00	0.70	29.0	2.20	17.0			1.50	1.40	0.40	13.0	88
STD-Oreas501 result			0.79	61.58	0.45	29.5	2.18	19.6			1.74	1.36	0.20	13.3	87
SS12-0253	Soil		0.29	44.46	0.10	25.2	0.74	18.1	556	2.11	0.59	0.31	0.86	7.1	6
SS12-0253 Dup			0.31	45.74	0.11	26.2	0.74	19.7	553	2.49	0.61	0.31	0.88	7.7	7
QCV1210-01977-0020-BLK			<0.01	<0.02	<0.02	<0.2	<0.01	<0.1	<5	<0.05	<0.01	<0.01	<0.01	<0.1	<1
STD-CDN-ME-6 expected			101												
STD-CDN-ME-6 result			>100												
QCV1210-01977-0022-BLK			<0.01	<0.02	<0.02	<0.2	<0.01	<0.1	<5	<0.05	<0.01	<0.01	<0.01	<0.1	<1
STD-DS-1 expected			0.47					6930.0						9.5	
STD-DS-1 result			0.44					7567.1						8.8	
SS12-0133	Soil	<0.005													
SS12-0133 Dup		<0.005													

INSPECTORATE
A Bureau Veritas Group Company
#200 - 11620 Horseshoe Way
Richmond, BC V7A 4V5 Canada

Certificate of Analysis

12-360-08058-01

Brixton Metals Corporation
1411-409 Granville Street
Vancouver, BC V6C 1T2

Sample Description	Sample Type	Au Au-1AT-AA ppm 0.005	Ag 50-AR-UT ppm 0.01	Ce 50-AR-UT ppm 0.02	Hf 50-AR-UT ppm 0.02	La 50-AR-UT ppm 0.2	Al 50-AR-UT % 0.01	As 50-AR-UT ppm 0.1	Ba 50-AR-UT ppm 5	Be 50-AR-UT ppm 0.05	Bi 50-AR-UT ppm 0.01	Ca 50-AR-UT % 0.01	Cd 50-AR-UT ppm 0.01	Co 50-AR-UT ppm 0.1	Cr 50-AR-UT ppm 1
QCV1210-01978-0002-BLK		<0.005													
SS12-0163	Soil	0.090													
SS12-0163 Dup		0.094													
STD-OxA89 expected		0.084													
STD-OxA89 result		0.076													
QCV1210-01978-0005-BLK		<0.005													
SS12-0191	Soil	<0.005													
SS12-0191 Dup		<0.005													
STD-Oxi96 expected		1.802													
STD-Oxi96 result		1.858													
QCV1210-01978-0008-BLK		<0.005													
SS12-0221	Soil	<0.005													
SS12-0221 Dup		<0.005													
STD-OxJ95 expected		2.337													
STD-OxJ95 result		2.347													
QCV1210-01978-0011-BLK		<0.005													
SS12-0249	Soil	<0.005													
SS12-0249 Dup		<0.005													
STD-OxF100 expected		0.804													
STD-OxF100 result		0.773													
QCV1210-01978-0014-BLK		<0.005													
STD-Oxi96 expected		1.802													
STD-Oxi96 result		1.838													

INSPECTORATE
A Bureau Veritas Group Company
#200 - 11620 Horseshoe Way
Richmond, BC V7A 4V5 Canada

Certificate of Analysis

12-360-08058-01

Brixton Metals Corporation
1411-409 Granville Street
Vancouver, BC V6C 1T2

Sample Description	Sample Type	Cs 50-AR-UT ppm 0.05	Cu 50-AR-UT ppm 0.2	Fe 50-AR-UT % 0.01	Ga 50-AR-UT ppm 0.05	Ge 50-AR-UT ppm 0.05	In 50-AR-UT ppm 0.01	K 50-AR-UT % 0.01	Li 50-AR-UT ppm 0.1	Mg 50-AR-UT % 0.01	Mn 50-AR-UT ppm 1	Mo 50-AR-UT ppm 0.05	Na 50-AR-UT % 0.01	Nb 50-AR-UT ppm 0.05	Ni 50-AR-UT ppm 0.2
SS12-0133	Soil	3.86	18.6	1.61	2.15	<0.05	0.02	0.10	4.4	0.13	1158	3.14	<0.01	0.19	4.6
SS12-0133 Dup		4.15	19.1	1.79	2.18	<0.05	0.02	0.10	4.8	0.15	1148	3.20	<0.01	0.19	4.8
QCV1210-01977-0002-BLK		<0.05	<0.2	<0.01	<0.05	<0.05	<0.01	<0.01	<0.1	<0.01	<1	<0.05	<0.01	<0.05	<0.2
STD-Oreas501 expected			2670.0	4.10	13.00			1.20		1.30	400	57.70			
STD-Oreas501 result			2873.9	4.00	9.89			1.22		1.36	377	63.30			
SS12-0153	Soil	1.60	23.6	0.77	1.08	<0.05	0.04	0.08	2.5	0.05	1678	6.45	<0.01	0.12	1.9
SS12-0153 Dup		1.68	23.6	0.80	1.11	<0.05	0.04	0.09	2.5	0.05	1754	6.40	<0.01	0.12	2.0
QCV1210-01977-0005-BLK		<0.05	<0.2	<0.01	<0.05	<0.05	<0.01	<0.01	<0.1	<0.01	<1	<0.05	<0.01	<0.05	<0.2
STD-CDN-ME-16 expected			6710.0	10.20						2.35					
STD-CDN-ME-16 result			6651.2	8.14						1.19					
SS12-0173	Soil	3.05	9.3	0.89	1.66	<0.05	0.01	0.09	2.5	0.07	1486	6.68	<0.01	0.18	3.0
SS12-0173 Dup		2.95	9.1	0.91	1.61	<0.05	0.01	0.09	2.5	0.07	1464	6.75	<0.01	0.17	2.9
QCV1210-01977-0008-BLK		<0.05	<0.2	<0.01	<0.05	<0.05	<0.01	<0.01	<0.1	<0.01	<1	<0.05	<0.01	<0.05	<0.2
STD-Oreas501 expected			2670.0	4.10	13.00			1.20		1.30	400	57.70			
STD-Oreas501 result			2772.4	4.03	9.40			1.24		1.37	380	58.99			
SS12-0193	Soil	4.04	14.6	2.19	2.68	<0.05	0.02	0.08	4.3	0.20	1266	6.74	<0.01	0.18	8.6
SS12-0193 Dup		4.19	14.7	2.12	2.71	<0.05	0.02	0.08	4.1	0.20	1292	6.78	<0.01	0.18	8.2
QCV1210-01977-0011-BLK		<0.05	<0.2	<0.01	<0.05	<0.05	<0.01	<0.01	<0.1	<0.01	<1	<0.05	<0.01	<0.05	<0.2
STD-CDN-ME-6 expected			6130.0												
STD-CDN-ME-6 result			6103.9												
SS12-0213	Soil	3.73	9.4	1.22	2.40	<0.05	0.03	0.08	5.3	0.07	942	6.56	<0.01	0.16	2.6
SS12-0213 Dup		3.60	8.8	1.17	2.21	<0.05	0.03	0.07	5.5	0.06	920	6.16	<0.01	0.16	2.4
QCV1210-01977-0014-BLK		<0.05	<0.2	<0.01	<0.05	<0.05	<0.01	<0.01	<0.1	<0.01	<1	<0.05	<0.01	<0.05	<0.2
STD-Oreas501 expected			2670.0	4.10	13.00			1.20		1.30	400	57.70			
STD-Oreas501 result			2777.4	3.82	9.39			1.16		1.29	361	54.53			
SS12-0233	Soil	3.83	6.6	1.13	1.68	<0.05	0.01	0.10	5.6	0.06	2506	3.12	<0.01	0.06	1.7
SS12-0233 Dup		3.85	6.5	1.10	1.72	<0.05	0.01	0.09	5.6	0.06	2512	3.20	<0.01	0.06	1.6
QCV1210-01977-0017-BLK		<0.05	<0.2	<0.01	<0.05	<0.05	<0.01	<0.01	<0.1	<0.01	<1	<0.05	<0.01	<0.05	<0.2
STD-Oreas501 expected			2670.0	4.10	13.00			1.20		1.30	400	57.70			
STD-Oreas501 result			2714.5	3.85	9.72			1.20		1.30	382	56.12			
SS12-0253	Soil	4.68	21.9	2.07	2.69	<0.05	0.03	0.10	3.6	0.22	3093	3.28	<0.01	0.11	6.7
SS12-0253 Dup		4.75	23.6	2.07	2.85	<0.05	0.03	0.10	3.8	0.21	3123	3.50	<0.01	0.11	7.3
QCV1210-01977-0020-BLK		<0.05	<0.2	<0.01	0.06	<0.05	<0.01	<0.01	<0.1	<0.01	<1	<0.05	<0.01	<0.05	<0.2
STD-CDN-ME-6 expected			6130.0												
STD-CDN-ME-6 result			5999.2												
QCV1210-01977-0022-BLK		<0.05	<0.2	<0.01	<0.05	<0.05	<0.01	<0.01	<0.1	<0.01	<1	<0.05	<0.01	<0.05	<0.2
STD-DS-1 expected			27.1							2.76	437				48.7
STD-DS-1 result			27.4							2.76	418				46.9
STD-OxA89 expected															
STD-OxA89 result															

INSPECTORATE
A Bureau Veritas Group Company
#200 - 11620 Horseshoe Way
Richmond, BC V7A 4V5 Canada

Certificate of Analysis

12-360-08058-01

Brixton Metals Corporation
1411-409 Granville Street
Vancouver, BC V6C 1T2

Sample Description	Sample Type	P 50-AR-UT ppm 5	Pb 50-AR-UT ppm 0.2	Rb 50-AR-UT ppm 0.1	Re 50-AR-UT ppm 0.01	S 50-AR-UT % 0.01	Sb 50-AR-UT ppm 0.05	Sc 50-AR-UT ppm 0.1	Se 50-AR-UT ppm 0.2	Sn 50-AR-UT ppm 0.2	Sr 50-AR-UT ppm 0.2	Ta 50-AR-UT ppm 0.01	Te 50-AR-UT ppm 0.01	Th 50-AR-UT ppm 0.2	Ti 50-AR-UT % 0.005
SS12-0133	Soil	452	59.0	7.5	<0.01	0.03	5.49	1.8	<0.2	<0.2	26.4	<0.01	0.05	3.1	<0.005
SS12-0133 Dup		449	59.2	7.7	<0.01	0.03	5.52	1.9	<0.2	<0.2	27.4	<0.01	0.07	3.0	<0.005
QCV1210-01977-0002-BLK		<5	0.4	<0.1	<0.01	<0.01	<0.05	<0.1	<0.2	<0.2	<0.2	<0.01	0.02	<0.2	<0.005
STD-Oreas501 expected				127.0		0.36	0.30	7.3	1.8	4.8	63.0			17.0	0.350
STD-Oreas501 result				129.3		0.36	0.36	7.4	1.8	5.4	65.2			18.8	0.324
SS12-0153	Soil	184	71.3	6.2	<0.01	0.02	3.17	0.7	<0.2	<0.2	16.4	<0.01	<0.01	8.4	<0.005
SS12-0153 Dup		175	76.9	6.2	<0.01	0.02	3.28	0.8	<0.2	<0.2	16.0	<0.01	0.02	8.9	<0.005
QCV1210-01977-0005-BLK		<5	1.4	<0.1	<0.01	<0.01	<0.05	<0.1	<0.2	<0.2	<0.2	<0.01	<0.01	<0.2	<0.005
STD-CDN-ME-16 expected			8790.0			6.50									
STD-CDN-ME-16 result			8494.8			6.28									
SS12-0173	Soil	373	93.1	7.4	<0.01	0.02	1.82	0.7	<0.2	<0.2	15.9	<0.01	0.03	2.6	<0.005
SS12-0173 Dup		348	85.7	7.4	<0.01	0.02	1.75	0.7	<0.2	<0.2	15.3	<0.01	0.02	2.7	<0.005
QCV1210-01977-0008-BLK		<5	0.3	<0.1	<0.01	<0.01	<0.05	<0.1	<0.2	<0.2	<0.2	<0.01	0.02	<0.2	<0.005
STD-Oreas501 expected				127.0		0.36	0.30	7.3	1.8	4.8	63.0			17.0	
STD-Oreas501 result				119.6		0.35	0.34	6.7	1.4	5.0	59.5			20.3	
SS12-0193	Soil	676	67.1	8.2	<0.01	0.01	2.48	1.7	<0.2	<0.2	11.7	<0.01	0.05	1.7	<0.005
SS12-0193 Dup		648	71.2	8.6	<0.01	0.01	2.43	1.7	<0.2	<0.2	11.7	<0.01	0.03	1.7	<0.005
QCV1210-01977-0011-BLK		<5	1.1	<0.1	<0.01	<0.01	<0.05	<0.1	<0.2	<0.2	<0.2	<0.01	0.02	<0.2	<0.005
STD-CDN-ME-6 expected			10200.0												
STD-CDN-ME-6 result			9659.5												
SS12-0213	Soil	416	176.2	10.1	<0.01	0.02	1.72	0.5	<0.2	<0.2	11.9	<0.01	0.05	3.7	<0.005
SS12-0213 Dup		406	171.9	10.0	<0.01	0.02	1.65	0.5	<0.2	<0.2	11.5	<0.01	0.03	3.7	<0.005
QCV1210-01977-0014-BLK		<5	0.5	<0.1	<0.01	<0.01	<0.05	<0.1	<0.2	<0.2	<0.2	<0.01	0.02	<0.2	<0.005
STD-Oreas501 expected				127.0		0.36	0.30	7.3	1.8	4.8	63.0			17.0	
STD-Oreas501 result				113.9		0.34	0.32	6.2	1.4	4.8	53.7			20.5	
SS12-0233	Soil	216	188.5	6.8	<0.01	<0.01	1.10	1.0	<0.2	<0.2	25.9	<0.01	0.03	14.0	<0.005
SS12-0233 Dup		209	181.8	6.8	<0.01	<0.01	1.07	1.0	<0.2	<0.2	26.0	<0.01	0.03	14.0	<0.005
QCV1210-01977-0017-BLK		<5	0.3	<0.1	<0.01	<0.01	<0.05	<0.1	<0.2	<0.2	<0.2	<0.01	0.02	<0.2	<0.005
STD-Oreas501 expected				127.0		0.36	0.30	7.3	1.8	4.8	63.0			17.0	
STD-Oreas501 result				121.6		0.34	0.33	6.4	1.7	4.9	57.8			22.0	
SS12-0253	Soil	429	163.7	7.1	<0.01	0.02	2.25	2.8	<0.2	<0.2	52.2	<0.01	0.07	11.0	0.005
SS12-0253 Dup		409	164.2	7.4	<0.01	0.02	2.19	2.9	<0.2	<0.2	53.8	<0.01	0.07	10.8	0.005
QCV1210-01977-0020-BLK		<5	0.5	<0.1	<0.01	<0.01	<0.05	<0.1	<0.2	<0.2	<0.2	<0.01	0.02	<0.2	<0.005
STD-CDN-ME-6 expected			10200												
STD-CDN-ME-6 result			>10000												
QCV1210-01977-0022-BLK		<5	3.3	<0.1	<0.01	<0.01	<0.05	<0.1	<0.2	<0.2	<0.2	<0.01	0.02	<0.2	<0.005
STD-DS-1 expected		340													
STD-DS-1 result		340													
STD-OxA89 expected															
STD-OxA89 result															

INSPECTORATE
A Bureau Veritas Group Company
#200 - 11620 Horseshoe Way
Richmond, BC V7A 4V5 Canada

Certificate of Analysis

12-360-08058-01

Brixton Metals Corporation
1411-409 Granville Street
Vancouver, BC V6C 1T2

Sample Description	Sample Type	Tl 50-AR-UT ppm 0.05	U 50-AR-UT ppm 0.05	V 50-AR-UT ppm 1	W 50-AR-UT ppm 0.05	Y 50-AR-UT ppm 0.05	Zn 50-AR-UT ppm 1	Zr 50-AR-UT ppm 0.5
SS12-0133	Soil	0.12	2.54	20	0.27	8.82	74	3.9
SS12-0133 Dup		0.12	2.46	20	0.26	9.19	77	3.7
QCV1210-01977-0002-BLK		<0.05	<0.05	<1	<0.05	<0.05	<1	<0.5
STD-Oreas501 expected			4.60	103	2.70	16.00	85	12.0
STD-Oreas501 result			4.73	107	2.13	17.59	81	9.9
SS12-0153	Soil	0.12	1.53	2	0.13	4.56	35	6.0
SS12-0153 Dup		0.13	1.64	2	0.14	4.41	36	6.1
QCV1210-01977-0005-BLK		<0.05	<0.05	<1	<0.05	<0.05	<1	<0.5
STD-CDN-ME-16 expected							8070	
STD-CDN-ME-16 result							8335	
SS12-0173	Soil	0.11	1.73	8	0.19	6.70	36	2.0
SS12-0173 Dup		0.11	1.82	7	0.19	6.34	35	1.8
QCV1210-01977-0008-BLK		<0.05	<0.05	<1	<0.05	<0.05	<1	<0.5
STD-Oreas501 expected			4.60	103	2.70	16.00	85	12.0
STD-Oreas501 result			4.88	105	2.18	16.12	79	9.3
SS12-0193	Soil	0.12	2.12	24	0.24	7.08	86	0.7
SS12-0193 Dup		0.13	2.12	24	0.24	7.07	87	0.7
QCV1210-01977-0011-BLK		<0.05	<0.05	<1	<0.05	<0.05	<1	<0.5
STD-CDN-ME-6 expected							5170	
STD-CDN-ME-6 result							5140	
SS12-0213	Soil	0.11	1.18	7	0.20	2.43	210	1.1
SS12-0213 Dup		0.11	1.16	7	0.20	2.32	197	1.0
QCV1210-01977-0014-BLK		<0.05	<0.05	<1	<0.05	<0.05	<1	<0.5
STD-Oreas501 expected			4.60	103	2.70	16.00	85	12.0
STD-Oreas501 result			4.66	100	2.30	16.00	80	8.5
SS12-0233	Soil	0.07	2.36	2	0.13	6.93	222	4.2
SS12-0233 Dup		0.06	2.38	2	0.14	7.34	235	4.3
QCV1210-01977-0017-BLK		<0.05	<0.05	<1	<0.05	<0.05	<1	<0.5
STD-Oreas501 expected			4.60	103	2.70	16.00	85	12.0
STD-Oreas501 result			5.10	105	1.99	16.44	85	8.6
SS12-0253	Soil	0.12	6.41	28	0.16	9.26	96	4.0
SS12-0253 Dup		0.11	6.44	28	0.15	9.44	104	4.3
QCV1210-01977-0020-BLK		<0.05	<0.05	<1	<0.05	<0.05	<1	<0.5
STD-CDN-ME-6 expected							5170	
STD-CDN-ME-6 result							5195	
QCV1210-01977-0022-BLK		<0.05	<0.05	<1	<0.05	<0.05	<1	<0.5
STD-DS-1 expected		20.00					206	
STD-DS-1 result		19.46					199	
STD-OxA89 expected								
STD-OxA89 result								

Certificate of Analysis

12-360-08060-01

Inspectorate Exploration & Mining Services Ltd.
#200 - 11620 Horseshoe Way
Richmond, BC V7A 4V5 Canada
Phone: 604-272-7818

Distribution List

Attention: Gary Thompson
1411-409 Granville Street
Vancouver, BC V6C 1T2
Phone: 604-630-9707
EMail: gary.thompson@brixtonmetals.com

Attention: Sorin Posescu
EMail: sorin.posescu@romstargeoscience.com

Submitted By: **Brixton Metals Corporation**
1411-409 Granville Street
Vancouver, BC V6C 1T2

Attention: **Gary Thompson**

Project: **Thorn**
Description:

Date Received: 10/26/2012
Date Completed: 11/08/2012
Invoice:

Location	Samples	Type	Preparation Description
Whitehorse, YT	122	Soil	SP-SS-1K/Soils/Humus/Sediments <1Kg

Location	Quantity	Method	Description
Vancouver, BC	122	Au-1AT-AA	Au, 1AT Fire Assay, AAS
Vancouver, BC	122	50-AR-UT	50 Element, Aqua Regia, ICPMS, Ultra Trace Level

The results of this assay were based solely upon the content of the sample submitted. Any decision to invest should be made only after the potential investment value of the claim or deposit has been determined based on the results of assays of multiple samples of geologic materials collected by the prospective investor or by a qualified person selected by him and based on an evaluation of all engineering data which is available concerning any proposed project. For our complete terms and conditions please see our website at www.inspectorate.com.

For and on behalf of ***Inspectorate Exploration and Mining Services Ltd***

By

Sofia Devota -- Operations Manager

INSPECTORATE
A Bureau Veritas Group Company
#200 - 11620 Horseshoe Way
Richmond, BC V7A 4V5 Canada

Certificate of Analysis

12-360-08060-01

Brixton Metals Corporation
1411-409 Granville Street
Vancouver, BC V6C 1T2

Sample Description	Sample Type	Au Au-1AT-AA ppm 0.005	Ag 50-AR-UT ppm 0.01	Ce 50-AR-UT ppm 0.02	Hf 50-AR-UT ppm 0.02	La 50-AR-UT ppm 0.2	Al 50-AR-UT % 0.01	As 50-AR-UT ppm 0.1	Ba 50-AR-UT ppm 5	Be 50-AR-UT ppm 0.05	Bi 50-AR-UT ppm 0.01	Ca 50-AR-UT % 0.01	Cd 50-AR-UT ppm 0.01	Co 50-AR-UT ppm 0.1	Cr 50-AR-UT ppm 1
SS12-0267	Soil	<0.005	0.23	23.59	0.05	13.3	0.54	13.0	684	2.52	0.59	0.22	0.31	4.3	5
SS12-0268	Soil	0.013	0.17	52.19	0.03	27.5	0.93	25.2	350	2.20	0.60	0.16	0.33	7.6	13
SS12-0269	Soil	0.006	0.29	37.95	0.05	22.1	0.97	29.1	420	2.55	1.08	0.21	0.45	7.5	12
SS12-0270	Soil	0.007	0.18	46.28	0.05	25.2	1.25	41.1	431	2.19	1.37	0.15	0.45	7.6	13
SS12-0271	Soil	<0.005	0.21	36.12	0.06	19.0	1.64	46.1	1028	1.66	1.18	0.31	0.36	10.4	24
SS12-0272	Soil	<0.005	0.11	32.66	0.04	16.2	1.30	41.6	304	2.00	1.17	0.07	0.33	8.2	15
SS12-0273	Soil	0.006	0.18	46.43	0.04	21.5	1.31	37.0	557	2.07	0.65	0.45	0.52	17.8	37
SS12-0274	Soil	<0.005	0.47	30.92	0.05	14.8	1.33	231.6	869	1.71	0.46	0.13	0.35	8.7	10
SS12-0276	Soil	<0.005	0.66	27.80	0.05	14.6	1.84	84.2	388	1.57	0.50	0.24	0.24	6.2	14
SS12-0277	Soil	<0.005	0.21	30.57	0.03	14.2	1.90	90.4	284	1.25	0.52	0.13	0.23	5.7	16
SS12-0278	Soil	0.008	1.02	34.11	0.12	18.7	2.40	115.7	349	2.33	0.49	0.08	0.25	6.5	19
SS12-0279	Soil	<0.005	0.50	43.59	0.05	19.3	1.64	115.5	781	2.03	0.51	0.35	1.78	15.1	16
SS12-0281	Soil	<0.005	0.17	21.72	0.03	11.1	1.33	70.8	118	0.76	0.46	0.09	0.22	4.2	13
SS12-0282	Soil	0.009	0.22	39.95	0.03	20.0	1.20	204.9	261	1.24	0.45	0.06	0.21	8.7	10
SS12-0283	Soil	<0.005	1.18	39.21	0.09	21.4	0.53	544.2	948	1.94	0.80	0.43	1.80	6.8	2
SS12-0284	Soil	0.007	1.88	38.23	0.12	25.1	1.02	141.6	1517	1.85	0.21	1.06	1.45	3.8	4
SS12-0285	Soil	0.029	5.83	48.26	0.10	26.1	0.38	>10000	633	2.24	8.88	0.55	4.33	43.1	2
SS12-0286	Soil	0.012	0.62	54.99	0.04	30.1	0.87	278.9	964	3.22	0.69	0.21	0.74	10.1	5
SS12-0287	Soil	<0.005	0.25	56.25	0.03	26.2	0.51	215.1	941	2.91	0.33	0.51	0.07	23.9	3
SS12-0288	Soil	0.186	1.02	75.91	<0.02	38.0	0.65	3710.3	823	3.34	0.41	0.25	0.37	15.4	3
SS12-0289	Soil	0.006	0.25	48.89	0.11	23.4	1.39	144.7	426	2.15	0.65	0.59	0.34	13.7	9
SS12-0290	Soil	0.055	0.94	44.32	0.10	23.2	0.79	518.8	638	2.37	0.27	0.38	1.81	11.7	4
SS12-0291	Soil	0.031	0.56	40.96	0.02	20.0	0.57	1372.8	608	1.29	0.17	0.23	0.33	6.4	2
SS12-0292	Soil	0.010	0.72	59.27	0.15	29.4	0.99	458.0	762	3.30	0.22	0.63	0.63	18.0	6
SS12-0293	Soil	0.007	0.73	18.76	0.04	8.9	0.73	1603.7	831	2.24	1.35	0.35	2.61	6.1	4
SS12-0294	Soil	0.006	0.25	32.40	0.04	17.4	1.15	70.7	276	1.37	0.43	0.26	0.08	4.9	13
SS12-0296	Soil	0.006	0.54	39.74	0.05	20.0	0.86	452.0	470	1.77	0.90	0.19	0.79	11.4	6
SS12-0297	Soil	<0.005	0.25	73.94	0.04	31.0	1.77	200.7	750	2.71	0.46	0.25	0.42	21.8	27
SS12-0298	Soil	0.016	0.36	53.46	0.03	25.2	1.27	218.6	619	2.17	0.39	0.27	0.22	17.3	9
SS12-0299	Soil	0.007	0.20	36.03	0.02	18.0	0.59	46.6	504	1.48	0.63	0.13	0.43	4.3	3
SS12-0301	Soil	0.027	0.23	26.20	0.07	12.8	0.66	79.3	496	1.28	0.40	0.26	0.38	4.9	4
SS12-0302	Soil	0.018	0.21	37.57	0.05	18.3	0.73	70.1	424	1.60	0.34	0.28	0.41	8.2	8
SS12-0303	Soil	0.031	0.26	41.96	<0.02	19.5	0.71	317.5	406	1.62	0.39	0.18	0.48	6.8	7
SS12-0304	Soil	0.008	0.64	61.78	0.20	40.3	1.01	88.6	1036	1.60	1.00	0.49	0.28	10.7	7
SS12-0305	Soil	0.015	0.23	46.46	0.15	21.8	1.59	223.2	674	2.33	0.42	0.43	0.49	12.6	21
SS12-0306	Soil	0.015	0.37	30.35	0.10	16.3	1.11	100.2	612	2.43	0.73	0.30	0.42	7.8	13
SS12-0307	Soil	0.015	0.18	40.49	0.05	19.8	1.31	103.5	528	2.32	0.45	0.29	0.53	9.5	16
SS12-0308	Soil	0.054	0.43	46.16	0.07	23.7	1.46	112.1	641	2.14	1.51	0.34	0.32	9.9	17
SS12-0309	Soil	0.014	0.35	58.68	0.12	30.3	2.20	145.5	1071	2.59	0.23	1.05	0.52	21.9	48
SS12-0310	Soil	0.009	0.21	28.57	0.08	13.4	1.29	94.1	787	3.48	0.69	0.30	0.59	7.1	12

INSPECTORATE
A Bureau Veritas Group Company
#200 - 11620 Horseshoe Way
Richmond, BC V7A 4V5 Canada

Certificate of Analysis

12-360-08060-01

Brixton Metals Corporation
1411-409 Granville Street
Vancouver, BC V6C 1T2

Sample Description	Sample Type	Au Au-1AT-AA ppm 0.005	Ag 50-AR-UT ppm 0.01	Ce 50-AR-UT ppm 0.02	Hf 50-AR-UT ppm 0.02	La 50-AR-UT ppm 0.2	Al 50-AR-UT % 0.01	As 50-AR-UT ppm 0.1	Ba 50-AR-UT ppm 5	Be 50-AR-UT ppm 0.05	Bi 50-AR-UT ppm 0.01	Ca 50-AR-UT % 0.01	Cd 50-AR-UT ppm 0.01	Co 50-AR-UT ppm 0.1	Cr 50-AR-UT ppm 1
SS12-0311	Soil	0.007	0.21	31.91	0.03	14.7	0.93	87.6	312	1.66	0.75	0.19	0.42	8.3	14
SS12-0312	Soil	0.007	0.24	40.21	0.10	18.3	1.90	103.5	857	2.41	0.51	0.41	0.56	13.0	25
SS12-0313	Soil	0.014	0.35	42.34	0.06	18.6	1.08	88.5	421	2.20	0.70	0.21	0.49	10.9	15
SS12-0314	Soil	0.008	0.35	25.60	0.04	12.4	1.65	48.0	113	1.36	0.75	0.10	0.46	4.0	18
SS12-0316	Soil	0.008	0.19	32.67	0.04	14.1	1.49	98.4	130	1.61	0.64	0.05	0.37	7.6	15
SS12-0317	Soil	0.009	0.24	37.25	0.05	15.7	2.06	70.3	360	2.01	0.68	0.09	0.63	7.3	12
SS12-0318	Soil	<0.005	0.64	60.04	0.10	20.6	2.21	107.8	239	3.86	0.41	0.12	0.46	33.8	10
SS12-0319	Soil	0.008	0.22	27.44	0.06	11.4	1.97	76.7	168	1.29	0.42	0.05	0.20	10.4	17
SS12-0321	Soil	<0.005	0.54	42.04	0.05	18.9	1.62	232.4	333	1.97	0.40	0.06	0.35	8.4	9
SS12-0322	Soil	<0.005	0.33	28.13	0.05	13.7	1.21	124.3	179	1.37	0.60	0.18	0.54	11.4	9
SS12-0323	Soil	<0.005	0.16	45.76	0.03	24.1	0.76	27.4	385	0.72	0.22	0.12	0.19	3.5	3
SS12-0324	Soil	0.021	0.31	103.48	0.14	45.2	1.28	123.4	2228	6.06	0.40	0.55	0.27	21.8	4
SS12-0325	Soil	<0.005	0.33	46.44	0.06	21.5	1.03	52.2	748	1.87	0.50	0.30	0.89	9.3	8
SS12-0326	Soil	<0.005	0.38	36.09	0.03	18.2	1.37	41.7	411	1.15	0.59	0.10	0.49	10.2	10
SS12-0327	Soil	<0.005	0.57	41.35	0.06	19.4	1.61	168.4	561	3.21	0.50	0.11	0.47	10.2	6
SS12-0328	Soil	<0.005	0.43	50.68	0.05	24.6	0.88	57.3	751	3.20	0.46	0.31	0.59	7.0	6
SS12-0329	Soil	<0.005	0.40	39.57	0.06	21.7	1.12	43.8	667	2.98	0.54	0.32	0.20	5.0	8
SS12-0330	Soil	<0.005	0.14	33.80	0.04	16.2	1.43	66.4	390	1.82	0.52	0.09	0.33	8.4	12
SS12-0331	Soil	<0.005	0.32	65.95	0.05	34.2	1.16	44.4	621	1.48	0.73	0.61	0.10	23.2	2
SS12-0332	Soil	<0.005	0.19	23.75	0.02	10.1	0.97	59.9	797	1.53	0.52	0.32	0.29	11.5	10
SS12-0333	Soil	<0.005	0.42	34.29	0.06	15.8	2.34	647.2	710	2.28	0.44	0.16	0.55	11.2	19
SS12-0334	Soil	<0.005	0.30	23.85	0.04	12.2	2.04	73.0	102	1.01	0.63	0.05	0.22	4.9	18
SS12-0335	Soil	<0.005	0.26	40.21	0.05	17.2	1.71	96.5	1568	2.09	0.47	0.50	0.76	19.3	14
SS12-0337	Soil	0.005	0.77	45.18	0.05	18.7	2.10	286.0	1106	2.80	0.52	0.17	1.19	14.5	16
SS12-0338	Soil	<0.005	0.34	40.09	0.12	18.2	1.68	147.9	1156	2.92	0.81	0.82	0.37	18.0	10
SS12-0339	Soil	<0.005	0.12	41.82	0.05	17.0	1.06	155.7	555	1.83	0.35	0.14	0.18	11.3	8
SS12-0341	Soil	<0.005	0.08	60.32	<0.02	32.0	1.05	58.6	1064	1.25	0.31	0.28	0.05	5.0	2
SS12-0342	Soil	0.010	0.07	39.49	<0.02	16.0	0.74	173.9	847	1.69	0.31	0.12	0.10	14.9	6
SS12-0343	Soil	<0.005	0.28	21.07	0.18	10.8	1.25	60.2	214	0.95	0.44	0.12	0.27	4.6	13
SS12-0344	Soil	<0.005	0.28	32.09	0.04	16.0	0.72	144.9	240	1.54	0.40	0.12	0.15	3.5	5
SS12-0345	Soil	<0.005	0.14	28.46	0.05	13.3	0.99	177.9	274	1.74	0.41	0.32	0.16	9.3	12
SS12-0346	Soil	<0.005	0.41	56.94	0.11	25.1	2.78	155.1	699	3.86	0.70	0.43	0.59	25.7	17
SS12-0347	Soil	0.007	0.20	30.15	0.04	14.8	1.61	84.3	400	2.11	0.64	0.59	0.85	16.0	16
SS12-0348	Soil	0.020	0.31	50.16	0.12	18.4	1.72	1794.4	1004	3.49	0.25	0.35	0.57	23.1	7
SS12-0349	Soil	<0.005	0.27	34.21	0.04	17.2	1.71	207.8	645	2.17	0.62	0.27	0.59	12.0	14
SS12-0350	Soil	<0.005	0.52	19.83	0.03	9.4	1.76	94.0	363	1.41	0.54	0.17	0.59	7.1	13
SS12-0351	Soil	<0.005	0.13	27.77	0.03	13.8	1.86	160.2	199	1.87	0.50	0.07	0.57	6.5	14
SS12-0352	Soil	<0.005	0.25	22.13	0.03	10.8	1.80	153.9	166	1.55	0.55	0.08	0.41	6.5	15
SS12-0353	Soil	<0.005	0.44	23.23	<0.02	11.3	1.86	163.5	194	1.01	0.85	0.16	0.26	7.8	23
SS12-0354	Soil	<0.005	0.24	21.70	<0.02	11.8	0.65	159.9	253	0.48	0.39	0.27	0.62	3.4	8

INSPECTORATE
A Bureau Veritas Group Company
#200 - 11620 Horseshoe Way
Richmond, BC V7A 4V5 Canada

Certificate of Analysis

12-360-08060-01

Brixton Metals Corporation
1411-409 Granville Street
Vancouver, BC V6C 1T2

Sample Description	Sample Type	Au Au-1AT-AA ppm 0.005	Ag 50-AR-UT ppm 0.01	Ce 50-AR-UT ppm 0.02	Hf 50-AR-UT ppm 0.02	La 50-AR-UT ppm 0.2	Al 50-AR-UT % 0.01	As 50-AR-UT ppm 0.1	Ba 50-AR-UT ppm 5	Be 50-AR-UT ppm 0.05	Bi 50-AR-UT ppm 0.01	Ca 50-AR-UT % 0.01	Cd 50-AR-UT ppm 0.01	Co 50-AR-UT ppm 0.1	Cr 50-AR-UT ppm 1
SS12-0356	Soil	<0.005	0.37	19.93	<0.02	9.7	1.36	106.3	198	0.96	0.66	0.38	0.86	8.3	20
SS12-0357	Soil	0.008	0.18	25.18	0.02	11.5	1.63	108.4	67	0.64	0.67	0.14	0.31	9.6	19
SS12-0358	Soil	0.009	0.45	45.71	0.07	19.2	2.59	350.2	182	2.22	0.59	0.31	0.53	20.1	69
SS12-0359	Soil	<0.005	0.16	22.05	<0.02	11.2	1.17	90.5	151	0.62	0.76	0.24	0.64	8.2	16
SS12-0361	Soil	<0.005	0.33	28.11	0.06	14.6	1.57	114.7	120	1.14	0.48	0.14	0.38	8.7	17
SS12-0362	Soil	0.011	0.64	20.34	0.04	9.8	1.92	108.8	193	1.33	0.61	0.09	0.18	5.6	15
SS12-0363	Soil	0.014	0.53	20.64	<0.02	10.2	1.33	107.8	136	0.82	0.70	0.13	0.44	5.9	18
SS12-0364	Soil	<0.005	0.23	31.28	0.05	16.4	0.76	112.5	217	1.31	0.33	0.02	0.08	3.9	5
SS12-0365	Soil	0.008	0.50	55.88	0.09	24.1	1.11	488.8	783	3.16	0.33	0.39	0.71	56.0	5
SS12-0366	Soil	0.010	0.83	42.92	0.04	19.8	0.66	1060.0	1173	2.18	0.24	0.44	0.34	26.3	3
SS12-0367	Soil	0.031	1.04	35.72	0.12	19.6	1.30	327.9	245	1.95	1.31	0.71	0.51	14.1	7
SS12-0368	Soil	0.030	0.62	41.91	0.13	25.8	1.40	118.8	202	1.66	0.24	0.56	0.12	12.4	7
SS12-0369	Soil	0.014	1.44	25.41	0.07	18.2	1.49	109.5	520	2.27	0.66	0.56	3.13	7.7	18
SS12-0370	Soil	<0.005	0.31	22.33	0.03	11.3	1.88	98.2	179	0.75	0.56	0.22	0.66	9.0	20
SS12-0371	Soil	0.006	0.40	22.25	<0.02	10.2	1.19	136.9	144	0.94	0.71	0.14	0.97	10.6	15
SS12-0372	Soil	<0.005	0.94	20.81	<0.02	10.8	1.40	88.7	102	0.44	0.60	0.10	0.77	4.5	18
SS12-0373	Soil	<0.005	0.30	19.83	<0.02	10.6	0.71	79.5	136	0.34	0.59	0.28	0.58	4.1	13
SS12-0375	Soil	<0.005	0.23	26.71	<0.02	13.6	0.95	95.3	143	1.17	0.52	0.17	0.36	6.1	16
SS12-0376	Soil	0.009	0.41	22.07	0.11	11.8	1.00	68.7	1208	2.24	0.22	0.56	0.19	8.2	6
SS12-0377	Soil	<0.005	0.17	57.93	0.06	27.0	1.54	101.2	565	3.15	0.29	0.29	0.18	7.8	8
SS12-0378	Soil	0.020	0.31	24.87	0.04	11.9	1.32	79.6	318	1.92	0.57	0.20	0.44	15.9	13
SS12-0379	Soil	<0.005	0.44	29.41	0.08	12.2	1.84	180.2	189	1.59	0.54	0.09	0.87	22.6	10
SS12-0381	Soil	<0.005	0.34	37.97	0.15	16.0	2.32	90.5	483	2.93	0.34	0.52	1.56	25.9	45
SS12-0382	Soil	<0.005	0.25	57.56	0.08	25.6	1.26	34.8	319	4.54	0.32	0.23	0.29	16.4	4
SS12-0383	Soil	<0.005	0.43	19.31	0.09	9.0	0.88	1774.6	1006	2.34	0.51	0.71	0.99	12.4	8
SS12-0384	Soil	0.016	0.26	24.41	0.05	10.7	1.04	2123.0	1074	3.48	0.29	0.27	0.34	13.5	9
SS12-0385	Soil	0.006	0.56	38.55	0.19	19.4	1.81	289.8	788	5.26	0.46	0.73	1.10	20.2	15
SS12-0386	Soil	<0.005	0.58	20.41	0.05	10.2	1.98	127.5	126	1.65	0.50	0.11	0.30	6.8	16
SS12-0387	Soil	<0.005	0.40	24.75	0.04	14.5	1.74	59.5	304	1.64	0.69	0.40	0.73	11.3	19
SS12-0388	Soil	0.005	0.19	22.45	0.02	10.0	1.41	87.1	137	0.83	0.74	0.18	0.23	7.8	19
SS12-0389	Soil	<0.005	0.28	22.77	<0.02	11.3	0.88	98.3	159	1.31	0.36	0.08	0.29	5.2	9
SS12-0390	Soil	<0.005	0.32	19.43	<0.02	9.9	1.10	66.3	246	0.93	0.80	0.38	0.79	5.3	14
SS12-0391	Soil	0.006	0.16	23.93	0.03	10.8	1.46	107.7	164	1.34	0.71	0.18	0.12	8.6	19
SS12-0392	Soil	0.007	0.28	64.93	0.10	29.9	1.42	131.7	1340	3.30	0.41	0.70	0.73	38.7	9
SS12-0393	Soil	0.048	0.40	41.31	0.06	18.0	1.36	1453.0	325	1.79	0.37	1.22	2.16	40.4	6
SS12-0394	Soil	0.022	0.49	40.51	0.11	19.4	1.62	183.4	628	1.89	0.24	1.75	0.58	26.5	10
SS12-0396	Soil	0.014	0.58	25.60	0.02	12.4	1.18	97.4	151	0.91	0.50	0.11	0.36	6.6	15
SS12-0397	Soil	<0.005	0.44	26.31	0.02	13.2	1.04	109.8	130	1.15	0.45	0.12	0.18	6.3	13
SS12-0398	Soil	<0.005	0.23	20.22	<0.02	11.0	0.66	61.0	419	0.76	0.54	0.39	0.83	10.5	10
SS12-0399	Soil	<0.005	0.50	34.86	0.05	23.3	1.32	98.4	275	1.93	0.45	0.37	0.37	8.4	13

INSPECTORATE
A Bureau Veritas Group Company
#200 - 11620 Horseshoe Way
Richmond, BC V7A 4V5 Canada

Certificate of Analysis

12-360-08060-01

Brixton Metals Corporation
1411-409 Granville Street
Vancouver, BC V6C 1T2

Sample Description	Sample Type	Au Au-1AT-AA ppm 0.005	Ag 50-AR-UT ppm 0.01	Ce 50-AR-UT ppm 0.02	Hf 50-AR-UT ppm 0.02	La 50-AR-UT ppm 0.2	Al 50-AR-UT % 0.01	As 50-AR-UT ppm 0.1	Ba 50-AR-UT ppm 5	Be 50-AR-UT ppm 0.05	Bi 50-AR-UT ppm 0.01	Ca 50-AR-UT % 0.01	Cd 50-AR-UT ppm 0.01	Co 50-AR-UT ppm 0.1	Cr 50-AR-UT ppm 1
SS12-0401	Soil	<0.005	0.65	18.75	0.05	9.5	1.49	109.8	172	0.55	0.84	0.08	0.45	6.2	18
SS12-0402	Soil	0.010	1.25	28.22	0.06	16.5	2.08	131.1	394	2.06	1.20	0.58	1.40	14.5	23

INSPECTORATE
A Bureau Veritas Group Company
#200 - 11620 Horseshoe Way
Richmond, BC V7A 4V5 Canada

Certificate of Analysis

12-360-08060-01

Brixton Metals Corporation
1411-409 Granville Street
Vancouver, BC V6C 1T2

Sample Description	Sample Type	Cs 50-AR-UT ppm 0.05	Cu 50-AR-UT ppm 0.2	Fe 50-AR-UT % 0.01	Ga 50-AR-UT ppm 0.05	Ge 50-AR-UT ppm 0.05	In 50-AR-UT ppm 0.01	K 50-AR-UT % 0.01	Li 50-AR-UT ppm 0.1	Mg 50-AR-UT % 0.01	Mn 50-AR-UT ppm 1	Mo 50-AR-UT ppm 0.05	Na 50-AR-UT % 0.01	Nb 50-AR-UT ppm 0.05	Ni 50-AR-UT ppm 0.2
SS12-0267	Soil	5.79	12.6	1.48	1.56	<0.05	0.02	0.10	3.0	0.12	2361	3.63	0.01	0.21	6.1
SS12-0268	Soil	2.71	18.2	2.25	2.70	0.06	0.02	0.11	6.3	0.19	1184	4.88	0.01	0.21	16.8
SS12-0269	Soil	3.56	23.6	2.47	3.25	0.07	0.03	0.11	7.8	0.29	1756	3.93	0.01	0.26	13.8
SS12-0270	Soil	3.99	25.2	2.57	3.81	0.07	0.03	0.10	8.5	0.30	1499	3.52	0.01	0.26	14.0
SS12-0271	Soil	4.70	23.3	3.40	5.55	0.06	0.04	0.13	14.4	0.38	1285	3.31	0.01	0.21	20.4
SS12-0272	Soil	3.24	22.7	2.67	3.93	0.05	0.03	0.07	7.9	0.25	1213	2.64	0.01	0.24	15.4
SS12-0273	Soil	5.53	25.8	4.09	5.11	0.08	0.04	0.15	16.0	0.46	2037	2.48	0.01	0.21	31.5
SS12-0274	Soil	6.78	17.8	2.59	4.03	<0.05	0.02	0.11	16.8	0.17	1762	10.53	<0.01	0.33	8.2
SS12-0276	Soil	7.75	18.5	3.12	4.90	<0.05	0.03	0.08	18.0	0.24	872	5.26	<0.01	0.53	10.1
SS12-0277	Soil	6.51	18.7	2.88	5.40	<0.05	0.03	0.11	18.4	0.28	496	6.38	<0.01	0.52	12.5
SS12-0278	Soil	8.04	28.9	2.93	5.77	0.06	0.03	0.08	17.1	0.33	601	6.31	0.01	0.55	14.0
SS12-0279	Soil	4.23	35.1	3.24	4.86	0.07	0.03	0.19	12.4	0.26	3172	9.17	0.01	0.38	14.0
SS12-0281	Soil	2.62	13.9	2.01	3.61	<0.05	0.02	0.05	9.5	0.26	267	5.80	0.01	0.25	10.6
SS12-0282	Soil	2.65	27.2	2.76	3.25	0.09	0.02	0.07	7.9	0.18	693	8.87	0.01	0.14	11.2
SS12-0283	Soil	3.41	16.3	1.86	1.48	0.06	0.03	0.11	3.5	0.07	2711	30.82	<0.01	0.22	4.1
SS12-0284	Soil	7.21	13.8	1.75	1.97	<0.05	0.02	0.12	5.7	0.07	2373	22.77	<0.01	0.19	4.4
SS12-0285	Soil	8.47	172.6	6.26	0.97	0.48	0.06	0.10	3.7	0.05	694	11.28	<0.01	0.06	3.2
SS12-0286	Soil	12.56	21.8	2.34	2.27	0.06	0.03	0.12	9.5	0.12	3371	12.38	<0.01	0.16	7.3
SS12-0287	Soil	6.82	55.2	2.36	1.20	0.08	0.02	0.14	1.7	0.03	600	5.76	<0.01	<0.05	6.0
SS12-0288	Soil	7.11	35.1	3.69	1.90	0.20	0.02	0.19	7.3	0.07	2741	8.54	0.01	0.11	8.6
SS12-0289	Soil	22.63	24.2	2.70	4.12	0.06	0.02	0.20	10.8	0.16	3028	9.78	<0.01	0.37	9.2
SS12-0290	Soil	8.51	23.0	1.96	1.98	0.06	0.02	0.13	14.8	0.13	2554	13.23	<0.01	0.09	9.2
SS12-0291	Soil	4.16	30.0	1.71	1.13	0.09	0.03	0.09	8.4	0.06	883	3.84	<0.01	<0.05	4.1
SS12-0292	Soil	10.59	26.0	2.63	2.11	0.10	0.03	0.15	7.0	0.09	2186	7.93	<0.01	0.14	9.0
SS12-0293	Soil	12.63	31.4	2.99	1.32	0.10	0.06	0.13	6.5	0.05	834	10.19	<0.01	0.10	8.3
SS12-0294	Soil	2.49	16.0	1.82	2.72	<0.05	0.02	0.07	11.5	0.28	532	4.22	<0.01	0.17	12.1
SS12-0296	Soil	5.24	23.4	2.92	2.08	0.08	0.02	0.17	5.0	0.10	2306	12.19	0.01	0.16	9.6
SS12-0297	Soil	8.61	29.2	4.77	4.83	0.11	0.03	0.19	28.1	0.34	2927	8.78	0.01	0.23	18.6
SS12-0298	Soil	9.85	32.2	3.17	3.03	0.08	0.02	0.17	13.1	0.16	2077	8.70	<0.01	0.22	12.7
SS12-0299	Soil	2.14	12.3	1.25	1.43	<0.05	0.02	0.07	5.2	0.11	1747	9.40	<0.01	0.08	2.7
SS12-0301	Soil	6.61	14.4	1.70	2.13	<0.05	0.01	0.12	6.9	0.18	2562	8.09	0.01	0.14	4.5
SS12-0302	Soil	4.59	15.1	1.91	2.04	<0.05	0.02	0.12	10.6	0.25	1829	5.93	<0.01	0.09	8.6
SS12-0303	Soil	7.12	16.1	1.68	2.03	0.06	0.02	0.11	12.9	0.20	1755	7.42	<0.01	0.08	8.6
SS12-0304	Soil	12.06	22.1	1.91	1.98	0.05	0.02	0.12	10.5	0.21	1416	5.00	<0.01	0.09	6.8
SS12-0305	Soil	5.53	25.6	3.31	4.73	0.08	0.03	0.18	37.7	0.53	1460	4.44	<0.01	0.20	20.7
SS12-0306	Soil	6.27	19.4	2.48	3.12	0.05	0.03	0.13	19.0	0.33	1563	8.83	<0.01	0.18	12.2
SS12-0307	Soil	4.52	20.8	2.82	3.66	0.07	0.03	0.13	29.4	0.46	1412	4.37	<0.01	0.12	15.7
SS12-0308	Soil	5.42	29.8	3.01	5.54	0.06	0.04	0.13	38.5	0.51	1301	10.43	<0.01	0.21	16.7
SS12-0309	Soil	5.07	34.6	5.51	6.85	0.13	0.06	0.21	54.9	1.02	2095	3.16	0.01	0.44	37.9
SS12-0310	Soil	11.28	20.6	2.56	4.09	<0.05	0.03	0.13	18.3	0.19	2944	5.89	<0.01	0.32	9.5

INSPECTORATE
A Bureau Veritas Group Company
#200 - 11620 Horseshoe Way
Richmond, BC V7A 4V5 Canada

Certificate of Analysis

12-360-08060-01

Brixton Metals Corporation
1411-409 Granville Street
Vancouver, BC V6C 1T2

Sample Description	Sample Type	Cs 50-AR-UT ppm 0.05	Cu 50-AR-UT ppm 0.2	Fe 50-AR-UT % 0.01	Ga 50-AR-UT ppm 0.05	Ge 50-AR-UT ppm 0.05	In 50-AR-UT ppm 0.01	K 50-AR-UT % 0.01	Li 50-AR-UT ppm 0.1	Mg 50-AR-UT % 0.01	Mn 50-AR-UT ppm 1	Mo 50-AR-UT ppm 0.05	Na 50-AR-UT % 0.01	Nb 50-AR-UT ppm 0.05	Ni 50-AR-UT ppm 0.2
SS12-0311	Soil	3.31	18.2	2.53	3.26	0.05	0.03	0.08	12.1	0.30	1652	4.73	<0.01	0.22	13.4
SS12-0312	Soil	3.23	21.7	3.76	5.55	0.07	0.04	0.10	35.7	0.59	2264	5.13	<0.01	0.27	20.8
SS12-0313	Soil	3.72	21.7	2.95	3.62	0.06	0.03	0.07	18.0	0.39	1791	6.45	<0.01	0.21	16.0
SS12-0314	Soil	3.12	16.8	1.81	4.39	<0.05	0.03	0.07	20.5	0.30	350	4.21	0.01	0.32	12.2
SS12-0316	Soil	3.94	17.2	2.42	3.92	<0.05	0.03	0.08	14.4	0.26	1850	5.25	<0.01	0.24	11.1
SS12-0317	Soil	3.34	17.2	2.32	5.96	<0.05	0.03	0.13	13.8	0.21	4157	4.96	<0.01	0.25	9.7
SS12-0318	Soil	16.46	84.5	5.79	3.47	0.12	0.04	0.22	8.2	0.17	2629	8.35	0.03	0.42	20.4
SS12-0319	Soil	6.76	32.8	3.58	4.46	<0.05	0.03	0.08	15.8	0.32	316	3.89	0.01	0.39	17.6
SS12-0321	Soil	8.03	29.3	4.07	4.10	0.08	0.03	0.23	11.2	0.13	923	10.91	0.03	0.30	8.7
SS12-0322	Soil	5.20	17.2	2.36	4.24	<0.05	0.03	0.11	10.6	0.10	1994	11.28	<0.01	0.45	7.8
SS12-0323	Soil	3.62	10.2	0.58	1.53	<0.05	<0.01	0.06	1.6	0.03	210	7.91	<0.01	0.08	3.8
SS12-0324	Soil	5.84	37.8	1.35	2.51	0.08	0.03	0.10	4.7	0.08	1537	10.32	<0.01	0.15	15.5
SS12-0325	Soil	5.09	25.1	1.63	2.97	<0.05	0.02	0.15	6.6	0.12	1518	4.91	<0.01	0.28	7.2
SS12-0326	Soil	4.19	27.7	2.19	5.24	<0.05	0.03	0.11	4.4	0.06	2020	10.06	0.01	0.34	8.2
SS12-0327	Soil	10.26	18.2	2.10	3.52	<0.05	0.03	0.14	9.5	0.08	1998	11.96	<0.01	0.22	5.9
SS12-0328	Soil	8.24	13.8	1.69	2.48	<0.05	0.02	0.13	7.7	0.09	1884	7.43	<0.01	0.17	6.3
SS12-0329	Soil	11.55	13.9	1.93	3.19	<0.05	0.02	0.11	8.2	0.15	880	6.18	<0.01	0.33	7.5
SS12-0330	Soil	3.88	20.4	2.34	4.70	<0.05	0.02	0.09	14.1	0.18	939	5.33	0.01	0.38	10.2
SS12-0331	Soil	20.21	25.2	1.25	2.67	0.07	0.01	0.10	9.0	0.12	653	2.50	<0.01	0.09	6.8
SS12-0332	Soil	11.54	33.8	2.15	3.68	<0.05	0.03	0.11	7.1	0.13	1077	4.18	<0.01	0.50	14.6
SS12-0333	Soil	11.92	39.1	3.65	6.65	0.08	0.04	0.13	27.3	0.38	1354	4.96	0.01	0.27	18.8
SS12-0334	Soil	2.60	20.6	2.88	4.85	<0.05	0.03	0.07	20.3	0.25	204	4.57	0.01	0.38	11.8
SS12-0335	Soil	7.02	35.4	3.17	5.30	<0.05	0.04	0.21	17.3	0.23	3241	5.87	0.01	0.28	15.3
SS12-0337	Soil	8.82	36.8	3.39	6.47	0.07	0.04	0.15	21.1	0.22	1557	6.48	0.01	0.34	15.1
SS12-0338	Soil	6.32	42.8	4.08	4.65	0.06	0.04	0.18	15.1	0.16	2237	11.03	0.02	0.26	12.3
SS12-0339	Soil	6.78	19.0	2.09	2.71	<0.05	0.02	0.10	20.6	0.15	1482	5.29	<0.01	0.17	8.8
SS12-0341	Soil	2.11	15.9	1.59	2.11	<0.05	<0.01	0.10	13.8	0.09	363	2.44	<0.01	0.05	2.6
SS12-0342	Soil	4.17	24.1	2.05	1.81	<0.05	0.02	0.08	14.2	0.12	1454	25.86	<0.01	0.12	8.8
SS12-0343	Soil	2.74	14.9	2.47	4.28	<0.05	0.02	0.09	16.7	0.23	247	2.75	<0.01	0.58	9.0
SS12-0344	Soil	2.20	11.1	1.47	1.62	<0.05	0.02	0.11	8.4	0.10	589	5.70	<0.01	0.17	4.6
SS12-0345	Soil	4.90	27.0	2.65	2.65	<0.05	0.02	0.15	11.2	0.21	948	4.06	0.01	0.24	11.6
SS12-0346	Soil	21.98	58.9	6.82	6.11	0.12	0.04	0.29	27.9	0.28	2730	10.71	0.01	0.36	23.4
SS12-0347	Soil	8.88	29.0	3.12	5.33	<0.05	0.03	0.19	23.6	0.26	1281	4.84	0.01	0.30	15.9
SS12-0348	Soil	9.96	22.9	2.97	3.82	0.10	0.02	0.20	59.1	0.14	4326	4.68	<0.01	0.10	38.0
SS12-0349	Soil	20.53	28.0	3.20	5.81	0.06	0.04	0.17	14.2	0.23	3005	3.46	0.01	0.30	14.0
SS12-0350	Soil	8.26	20.8	2.81	5.82	<0.05	0.02	0.14	14.3	0.17	1025	2.81	0.01	0.42	11.2
SS12-0351	Soil	9.28	26.0	3.33	5.72	0.05	0.03	0.11	20.0	0.23	433	3.61	0.01	0.48	14.2
SS12-0352	Soil	7.05	28.5	3.43	5.92	<0.05	0.03	0.09	15.9	0.22	291	4.93	0.01	0.89	13.8
SS12-0353	Soil	2.80	27.4	4.35	8.05	0.06	0.03	0.11	18.8	0.39	453	2.96	0.01	0.86	17.0
SS12-0354	Soil	3.15	23.9	2.02	3.31	<0.05	0.02	0.13	1.5	0.05	97	5.51	0.01	0.38	6.1

INSPECTORATE
A Bureau Veritas Group Company
#200 - 11620 Horseshoe Way
Richmond, BC V7A 4V5 Canada

Certificate of Analysis

12-360-08060-01

Brixton Metals Corporation
1411-409 Granville Street
Vancouver, BC V6C 1T2

Sample Description	Sample Type	Cs 50-AR-UT ppm 0.05	Cu 50-AR-UT ppm 0.2	Fe 50-AR-UT % 0.01	Ga 50-AR-UT ppm 0.05	Ge 50-AR-UT ppm 0.05	In 50-AR-UT ppm 0.01	K 50-AR-UT % 0.01	Li 50-AR-UT ppm 0.1	Mg 50-AR-UT % 0.01	Mn 50-AR-UT ppm 1	Mo 50-AR-UT ppm 0.05	Na 50-AR-UT % 0.01	Nb 50-AR-UT ppm 0.05	Ni 50-AR-UT ppm 0.2
SS12-0356	Soil	1.68	31.7	3.35	6.35	<0.05	0.03	0.13	17.0	0.29	669	3.21	0.01	0.42	15.8
SS12-0357	Soil	1.29	29.5	3.24	5.34	<0.05	0.03	0.08	20.3	0.41	644	3.26	0.01	0.47	16.2
SS12-0358	Soil	6.28	31.0	3.48	6.67	0.08	0.03	0.15	158.8	0.91	746	3.28	0.03	0.57	49.3
SS12-0359	Soil	1.02	23.9	3.28	6.25	<0.05	0.03	0.11	16.7	0.39	543	2.69	0.01	0.38	14.6
SS12-0361	Soil	2.22	23.6	2.70	4.45	<0.05	0.03	0.14	16.5	0.23	1176	4.23	0.01	0.50	12.8
SS12-0362	Soil	2.65	25.8	3.10	4.99	<0.05	0.03	0.08	24.4	0.33	261	3.53	0.01	0.43	15.4
SS12-0363	Soil	1.40	24.7	3.14	5.41	0.06	0.03	0.09	21.1	0.35	323	3.01	0.01	0.41	15.1
SS12-0364	Soil	2.27	11.2	1.33	1.77	<0.05	0.01	0.07	10.0	0.09	603	4.36	<0.01	<0.05	4.4
SS12-0365	Soil	12.76	69.3	4.60	2.40	0.13	0.03	0.26	25.3	0.11	4731	24.56	0.02	0.13	57.8
SS12-0366	Soil	8.92	40.0	2.76	1.84	0.09	0.02	0.15	8.9	0.06	3054	13.62	<0.01	0.11	22.4
SS12-0367	Soil	14.29	33.4	3.10	4.23	0.07	0.04	0.15	27.4	0.45	1583	3.35	<0.01	0.16	10.5
SS12-0368	Soil	16.59	31.2	2.58	4.03	0.07	0.03	0.14	21.7	0.38	949	1.62	<0.01	0.09	7.6
SS12-0369	Soil	2.28	81.3	2.18	4.41	<0.05	0.03	0.14	25.1	0.21	1568	5.18	0.01	0.34	26.7
SS12-0370	Soil	2.14	30.6	3.08	7.13	<0.05	0.03	0.14	30.5	0.33	706	4.01	0.01	0.74	17.7
SS12-0371	Soil	1.73	29.7	3.09	4.67	<0.05	0.03	0.11	14.4	0.31	1134	2.73	<0.01	0.33	14.5
SS12-0372	Soil	1.76	36.3	3.06	6.27	<0.05	0.03	0.09	8.5	0.12	264	3.36	<0.01	0.86	12.4
SS12-0373	Soil	1.00	21.0	2.32	5.88	<0.05	0.02	0.10	5.9	0.13	439	2.85	<0.01	0.46	8.2
SS12-0375	Soil	2.12	19.3	2.45	3.72	<0.05	0.02	0.09	15.5	0.30	411	3.88	0.01	0.23	14.4
SS12-0376	Soil	5.90	17.6	1.66	2.20	<0.05	0.03	0.14	9.9	0.10	2872	21.62	<0.01	0.10	10.4
SS12-0377	Soil	11.57	22.9	2.00	3.29	0.05	0.02	0.16	13.4	0.14	1645	4.48	<0.01	0.13	9.7
SS12-0378	Soil	7.47	32.2	3.10	4.45	<0.05	0.02	0.18	11.4	0.18	2949	6.81	0.01	0.32	14.6
SS12-0379	Soil	6.97	32.7	5.13	5.01	0.06	0.04	0.29	12.3	0.13	5941	7.45	0.04	0.41	10.5
SS12-0381	Soil	6.23	39.1	4.61	8.59	0.08	0.04	0.18	56.1	0.78	2551	4.13	0.01	0.53	29.5
SS12-0382	Soil	12.25	39.7	3.23	2.19	0.07	0.02	0.14	12.8	0.09	2886	4.82	<0.01	0.10	9.1
SS12-0383	Soil	2.65	37.0	3.01	2.81	0.06	0.03	0.19	5.6	0.12	2158	2.39	<0.01	0.19	10.0
SS12-0384	Soil	7.01	27.0	3.49	2.77	0.10	0.02	0.15	11.1	0.16	2768	2.11	<0.01	0.21	9.6
SS12-0385	Soil	24.11	44.6	3.79	4.59	0.07	0.04	0.17	15.1	0.23	4592	5.76	0.01	0.31	17.1
SS12-0386	Soil	4.63	27.1	3.31	6.51	<0.05	0.03	0.07	18.0	0.26	516	4.28	0.01	0.53	12.9
SS12-0387	Soil	2.31	29.3	2.88	7.01	<0.05	0.03	0.09	17.6	0.33	1153	2.41	0.01	0.48	17.1
SS12-0388	Soil	1.32	35.4	3.04	6.04	<0.05	0.03	0.08	22.4	0.46	281	2.54	0.01	0.38	20.9
SS12-0389	Soil	1.89	29.2	2.42	3.00	<0.05	0.02	0.10	8.8	0.13	329	4.11	0.01	0.17	10.6
SS12-0390	Soil	1.74	20.9	2.81	5.25	<0.05	0.03	0.11	14.6	0.20	538	4.02	<0.01	0.39	9.7
SS12-0391	Soil	1.49	37.7	3.19	5.16	<0.05	0.03	0.10	20.2	0.45	291	2.95	0.01	0.41	22.0
SS12-0392	Soil	19.32	56.5	3.24	3.74	0.09	0.03	0.23	15.0	0.18	4071	7.69	<0.01	0.21	27.3
SS12-0393	Soil	16.17	63.1	3.16	5.21	0.08	0.04	0.10	37.9	0.68	1842	1.91	0.01	0.07	24.8
SS12-0394	Soil	6.61	70.1	3.42	5.77	<0.05	0.04	0.14	34.4	0.83	2418	3.58	0.01	0.22	22.6
SS12-0396	Soil	1.71	23.8	2.64	4.30	<0.05	0.03	0.09	13.6	0.32	324	2.04	<0.01	0.36	13.4
SS12-0397	Soil	1.03	28.8	2.50	3.68	<0.05	0.02	0.09	14.8	0.25	263	3.45	0.01	0.28	12.0
SS12-0398	Soil	0.75	19.2	2.01	4.13	<0.05	0.02	0.15	7.6	0.13	1350	2.93	<0.01	0.26	9.9
SS12-0399	Soil	1.63	31.2	2.26	3.87	<0.05	0.02	0.11	25.3	0.27	906	3.10	0.01	0.26	14.0

INSPECTORATE
A Bureau Veritas Group Company
#200 - 11620 Horseshoe Way
Richmond, BC V7A 4V5 Canada

Certificate of Analysis

12-360-08060-01

Brixton Metals Corporation
1411-409 Granville Street
Vancouver, BC V6C 1T2

Sample Description	Sample Type	Cs 50-AR-UT ppm 0.05	Cu 50-AR-UT ppm 0.2	Fe 50-AR-UT % 0.01	Ga 50-AR-UT ppm 0.05	Ge 50-AR-UT ppm 0.05	In 50-AR-UT ppm 0.01	K 50-AR-UT % 0.01	Li 50-AR-UT ppm 0.1	Mg 50-AR-UT % 0.01	Mn 50-AR-UT ppm 1	Mo 50-AR-UT ppm 0.05	Na 50-AR-UT % 0.01	Nb 50-AR-UT ppm 0.05	Ni 50-AR-UT ppm 0.2
SS12-0401	Soil	2.12	28.3	3.60	6.35	<0.05	0.03	0.06	6.6	0.16	548	4.58	0.01	0.55	12.2
SS12-0402	Soil	2.30	52.1	3.58	6.31	0.05	0.05	0.13	45.2	0.40	1473	4.36	0.01	0.56	24.7

INSPECTORATE
A Bureau Veritas Group Company
#200 - 11620 Horseshoe Way
Richmond, BC V7A 4V5 Canada

Certificate of Analysis

12-360-08060-01

Brixton Metals Corporation
1411-409 Granville Street
Vancouver, BC V6C 1T2

Sample Description	Sample Type	P 50-AR-UT ppm 5	Pb 50-AR-UT ppm 0.2	Rb 50-AR-UT ppm 0.1	Re 50-AR-UT ppm 0.01	S 50-AR-UT % 0.01	Sb 50-AR-UT ppm 0.05	Sc 50-AR-UT ppm 0.1	Se 50-AR-UT ppm 0.2	Sn 50-AR-UT ppm 0.2	Sr 50-AR-UT ppm 0.2	Ta 50-AR-UT ppm 0.01	Te 50-AR-UT ppm 0.01	Th 50-AR-UT ppm 0.2	Ti 50-AR-UT % 0.005
SS12-0267	Soil	418	67.7	7.4	<0.01	0.02	1.93	1.8	0.3	<0.2	19.2	<0.01	<0.01	2.4	<0.005
SS12-0268	Soil	662	66.9	11.3	<0.01	0.03	2.96	2.2	0.5	<0.2	17.8	<0.01	<0.01	2.5	<0.005
SS12-0269	Soil	583	70.4	9.1	<0.01	0.03	2.01	2.7	0.7	<0.2	23.2	<0.01	0.06	3.2	0.006
SS12-0270	Soil	698	64.7	11.4	<0.01	0.03	1.95	2.3	0.7	0.2	20.0	<0.01	0.08	2.2	<0.005
SS12-0271	Soil	1198	49.4	14.1	<0.01	0.04	1.91	4.3	0.5	0.3	36.9	<0.01	0.03	1.6	<0.005
SS12-0272	Soil	667	49.1	10.6	<0.01	0.03	2.38	2.1	0.5	<0.2	14.1	<0.01	0.06	1.6	<0.005
SS12-0273	Soil	1149	47.8	11.6	<0.01	0.03	2.27	6.4	0.9	0.2	35.0	<0.01	0.01	2.1	0.007
SS12-0274	Soil	697	84.2	16.0	<0.01	0.03	4.52	1.2	0.4	0.2	21.3	<0.01	<0.01	2.5	<0.005
SS12-0276	Soil	644	61.6	14.7	<0.01	0.03	2.15	1.4	0.3	0.3	22.8	<0.01	<0.01	2.1	<0.005
SS12-0277	Soil	545	53.4	12.6	<0.01	0.03	1.66	1.7	0.2	0.3	14.6	<0.01	<0.01	3.0	<0.005
SS12-0278	Soil	880	91.9	14.7	<0.01	0.05	2.00	2.7	0.6	0.3	13.1	<0.01	<0.01	2.9	<0.005
SS12-0279	Soil	1174	126.0	18.2	<0.01	0.05	2.30	3.3	0.6	0.3	39.4	<0.01	0.02	3.3	<0.005
SS12-0281	Soil	204	41.7	9.5	<0.01	0.01	1.69	1.5	0.2	<0.2	14.2	<0.01	<0.01	2.6	<0.005
SS12-0282	Soil	195	40.1	7.6	<0.01	0.06	4.39	3.3	0.6	<0.2	18.6	<0.01	<0.01	4.3	<0.005
SS12-0283	Soil	540	247.3	6.8	<0.01	0.03	10.31	1.5	0.6	<0.2	43.9	<0.01	<0.01	4.6	<0.005
SS12-0284	Soil	451	128.4	14.8	<0.01	0.03	6.73	1.4	0.7	<0.2	57.8	<0.01	<0.01	4.1	<0.005
SS12-0285	Soil	315	1729.0	5.6	<0.01	0.04	278.97	0.9	0.5	<0.2	70.4	<0.01	<0.01	7.6	<0.005
SS12-0286	Soil	689	157.4	12.4	<0.01	0.03	4.39	1.7	0.4	<0.2	28.4	<0.01	<0.01	4.0	<0.005
SS12-0287	Soil	1430	23.6	9.6	<0.01	0.01	4.42	2.0	0.4	<0.2	36.7	<0.01	<0.01	4.4	<0.005
SS12-0288	Soil	680	70.7	8.7	<0.01	0.14	132.93	1.8	0.7	<0.2	303.2	<0.01	<0.01	6.4	<0.005
SS12-0289	Soil	2564	63.3	21.3	<0.01	0.14	3.73	1.1	0.7	0.2	76.3	<0.01	0.02	2.0	<0.005
SS12-0290	Soil	674	292.7	10.2	<0.01	0.03	8.95	1.5	0.6	<0.2	67.1	<0.01	<0.01	5.2	<0.005
SS12-0291	Soil	689	89.5	6.1	<0.01	0.01	27.74	0.6	0.4	<0.2	21.4	<0.01	<0.01	2.3	<0.005
SS12-0292	Soil	542	181.2	16.2	<0.01	0.05	9.73	2.9	0.7	<0.2	91.5	<0.01	<0.01	3.1	<0.005
SS12-0293	Soil	1087	350.7	10.0	<0.01	0.07	36.02	0.9	0.5	<0.2	51.0	<0.01	<0.01	1.1	<0.005
SS12-0294	Soil	630	38.4	6.3	<0.01	0.02	1.53	2.1	0.5	<0.2	32.3	<0.01	<0.01	1.4	<0.005
SS12-0296	Soil	811	135.8	11.1	<0.01	0.17	7.42	1.8	0.5	<0.2	58.8	<0.01	0.02	3.2	<0.005
SS12-0297	Soil	1351	53.2	17.2	<0.01	0.08	5.39	4.5	0.8	0.3	42.7	<0.01	0.02	3.1	<0.005
SS12-0298	Soil	1000	54.3	15.2	<0.01	0.09	5.74	2.1	0.6	<0.2	52.0	<0.01	<0.01	3.5	<0.005
SS12-0299	Soil	231	84.7	6.3	<0.01	<0.01	2.50	1.1	<0.2	<0.2	19.0	<0.01	0.04	2.5	<0.005
SS12-0301	Soil	392	80.3	9.2	<0.01	0.02	3.73	2.1	0.4	<0.2	36.8	<0.01	<0.01	3.5	<0.005
SS12-0302	Soil	868	70.2	7.4	<0.01	0.01	3.62	2.4	0.3	<0.2	30.6	<0.01	<0.01	5.3	<0.005
SS12-0303	Soil	740	59.5	8.5	<0.01	0.02	8.47	1.7	0.4	<0.2	41.6	<0.01	<0.01	2.6	<0.005
SS12-0304	Soil	636	95.1	11.0	<0.01	0.03	3.83	2.3	0.6	<0.2	46.6	<0.01	<0.01	9.0	<0.005
SS12-0305	Soil	1581	58.1	11.6	<0.01	0.05	5.57	4.1	0.5	0.2	54.2	<0.01	<0.01	2.5	<0.005
SS12-0306	Soil	748	78.2	9.2	<0.01	0.02	3.17	2.9	0.2	<0.2	32.7	<0.01	0.02	2.6	<0.005
SS12-0307	Soil	1049	76.1	9.6	<0.01	0.02	3.33	3.2	0.4	<0.2	32.3	<0.01	<0.01	3.7	<0.005
SS12-0308	Soil	1289	86.7	10.7	<0.01	0.03	3.49	2.8	0.8	0.2	30.5	<0.01	0.05	3.0	<0.005
SS12-0309	Soil	2352	62.7	11.8	<0.01	0.06	7.87	11.0	0.8	0.3	73.0	<0.01	<0.01	1.4	0.010
SS12-0310	Soil	1204	111.5	17.0	<0.01	0.06	3.04	1.4	0.6	<0.2	40.1	<0.01	0.03	2.5	<0.005

INSPECTORATE
A Bureau Veritas Group Company
#200 - 11620 Horseshoe Way
Richmond, BC V7A 4V5 Canada

Certificate of Analysis

12-360-08060-01

Brixton Metals Corporation
1411-409 Granville Street
Vancouver, BC V6C 1T2

Sample Description	Sample Type	P 50-AR-UT ppm 5	Pb 50-AR-UT ppm 0.2	Rb 50-AR-UT ppm 0.1	Re 50-AR-UT ppm 0.01	S 50-AR-UT % 0.01	Sb 50-AR-UT ppm 0.05	Sc 50-AR-UT ppm 0.1	Se 50-AR-UT ppm 0.2	Sn 50-AR-UT ppm 0.2	Sr 50-AR-UT ppm 0.2	Ta 50-AR-UT ppm 0.01	Te 50-AR-UT ppm 0.01	Th 50-AR-UT ppm 0.2	Ti 50-AR-UT % 0.005
SS12-0311	Soil	869	93.9	6.9	<0.01	0.02	2.79	1.9	0.2	<0.2	21.9	<0.01	0.02	2.5	0.007
SS12-0312	Soil	1951	76.6	16.9	<0.01	0.07	3.22	3.7	0.5	0.2	36.3	<0.01	<0.01	1.7	<0.005
SS12-0313	Soil	674	118.5	7.1	<0.01	0.02	3.15	3.2	0.6	<0.2	24.5	<0.01	0.02	3.0	0.006
SS12-0314	Soil	1160	51.2	9.0	<0.01	0.04	1.63	0.9	0.6	0.2	12.3	<0.01	<0.01	0.4	<0.005
SS12-0316	Soil	841	109.8	10.8	<0.01	0.02	2.16	1.4	0.4	<0.2	10.1	<0.01	<0.01	1.8	<0.005
SS12-0317	Soil	954	95.6	20.2	<0.01	0.03	1.33	1.4	0.4	0.3	14.2	<0.01	<0.01	2.6	<0.005
SS12-0318	Soil	3585	95.1	14.8	<0.01	0.32	7.40	3.7	0.9	0.2	95.1	<0.01	0.03	5.1	0.005
SS12-0319	Soil	748	35.2	12.3	<0.01	0.07	2.27	2.6	0.4	0.2	24.3	<0.01	<0.01	3.7	<0.005
SS12-0321	Soil	1499	74.8	14.5	<0.01	0.35	4.39	1.2	0.4	0.2	138.9	<0.01	<0.01	2.4	<0.005
SS12-0322	Soil	911	168.2	20.8	<0.01	0.04	2.61	1.0	<0.2	0.3	22.0	<0.01	<0.01	2.8	<0.005
SS12-0323	Soil	361	45.1	8.4	<0.01	0.01	2.17	0.2	<0.2	<0.2	15.6	<0.01	<0.01	1.3	<0.005
SS12-0324	Soil	1365	102.0	10.8	<0.01	0.06	4.92	1.4	0.7	<0.2	46.1	<0.01	<0.01	2.7	<0.005
SS12-0325	Soil	845	130.8	15.0	<0.01	0.03	2.03	1.2	0.2	<0.2	39.7	<0.01	<0.01	2.8	<0.005
SS12-0326	Soil	1020	123.5	16.0	<0.01	0.04	1.78	0.9	0.6	0.4	19.9	<0.01	0.01	1.0	<0.005
SS12-0327	Soil	817	125.4	15.7	<0.01	0.05	2.89	0.8	0.4	<0.2	21.1	<0.01	<0.01	2.4	<0.005
SS12-0328	Soil	623	102.1	11.7	<0.01	0.04	1.82	1.2	0.6	<0.2	58.1	<0.01	<0.01	3.0	<0.005
SS12-0329	Soil	479	53.0	12.6	<0.01	0.02	1.56	1.4	0.3	<0.2	41.9	<0.01	<0.01	3.0	<0.005
SS12-0330	Soil	718	55.8	15.1	<0.01	0.02	1.50	1.2	<0.2	0.2	17.0	<0.01	<0.01	2.7	<0.005
SS12-0331	Soil	833	23.9	8.1	<0.01	0.01	2.16	2.0	0.6	<0.2	80.2	<0.01	<0.01	4.7	<0.005
SS12-0332	Soil	1169	40.2	16.5	<0.01	0.05	1.76	0.9	0.3	0.2	50.0	<0.01	<0.01	1.4	<0.005
SS12-0333	Soil	995	52.4	21.7	<0.01	0.03	3.61	2.8	0.5	0.3	27.3	<0.01	<0.01	1.9	<0.005
SS12-0334	Soil	417	75.6	11.5	<0.01	0.02	1.65	1.8	0.3	0.6	7.9	<0.01	<0.01	3.5	<0.005
SS12-0335	Soil	1246	79.6	18.4	<0.01	0.05	1.83	2.9	0.4	0.2	70.2	<0.01	<0.01	2.4	<0.005
SS12-0337	Soil	1162	91.4	17.6	<0.01	0.03	3.06	2.9	0.6	0.3	37.3	<0.01	<0.01	2.5	<0.005
SS12-0338	Soil	1182	94.1	13.2	<0.01	0.12	5.23	3.0	0.5	0.2	164.2	<0.01	<0.01	3.3	<0.005
SS12-0339	Soil	470	78.3	9.6	<0.01	0.03	2.74	1.3	0.2	<0.2	25.3	<0.01	<0.01	2.4	<0.005
SS12-0341	Soil	469	20.8	7.0	<0.01	0.01	1.68	0.7	<0.2	<0.2	35.4	<0.01	<0.01	5.3	<0.005
SS12-0342	Soil	402	62.1	6.4	<0.01	0.02	4.39	1.0	<0.2	<0.2	29.2	<0.01	<0.01	2.5	<0.005
SS12-0343	Soil	461	22.7	15.3	<0.01	0.01	1.16	1.3	0.2	0.3	15.1	<0.01	<0.01	2.1	<0.005
SS12-0344	Soil	378	92.1	7.0	<0.01	0.02	3.21	0.7	<0.2	<0.2	17.2	<0.01	<0.01	2.0	<0.005
SS12-0345	Soil	864	73.3	10.9	<0.01	0.06	3.49	1.6	<0.2	<0.2	37.6	<0.01	<0.01	2.4	<0.005
SS12-0346	Soil	2296	83.5	22.3	<0.01	0.09	3.70	4.1	0.8	0.3	42.9	<0.01	0.02	3.9	<0.005
SS12-0347	Soil	1170	53.5	23.8	<0.01	0.03	2.56	2.4	0.3	0.3	75.4	<0.01	<0.01	2.3	<0.005
SS12-0348	Soil	944	54.5	14.3	<0.01	0.05	10.97	2.3	0.5	<0.2	39.0	<0.01	<0.01	3.0	<0.005
SS12-0349	Soil	1466	70.3	26.8	<0.01	0.03	3.07	2.0	0.2	0.3	45.6	<0.01	<0.01	2.9	<0.005
SS12-0350	Soil	1320	35.8	24.2	<0.01	0.02	1.78	1.6	0.4	0.3	31.7	<0.01	<0.01	1.9	<0.005
SS12-0351	Soil	1297	33.2	20.3	<0.01	0.03	2.12	2.0	0.3	0.3	16.6	<0.01	<0.01	3.1	<0.005
SS12-0352	Soil	1161	36.9	19.4	<0.01	0.03	2.46	1.7	0.3	0.4	23.5	<0.01	<0.01	2.7	<0.005
SS12-0353	Soil	1285	34.0	15.2	<0.01	0.02	1.66	2.7	0.4	0.4	21.9	<0.01	<0.01	2.2	0.011
SS12-0354	Soil	379	42.2	15.5	<0.01	0.11	4.25	0.9	<0.2	0.4	80.3	<0.01	<0.01	1.0	0.006

INSPECTORATE
A Bureau Veritas Group Company
#200 - 11620 Horseshoe Way
Richmond, BC V7A 4V5 Canada

Certificate of Analysis

12-360-08060-01

Brixton Metals Corporation
1411-409 Granville Street
Vancouver, BC V6C 1T2

Sample Description	Sample Type	P 50-AR-UT ppm 5	Pb 50-AR-UT ppm 0.2	Rb 50-AR-UT ppm 0.1	Re 50-AR-UT ppm 0.01	S 50-AR-UT % 0.01	Sb 50-AR-UT ppm 0.05	Sc 50-AR-UT ppm 0.1	Se 50-AR-UT ppm 0.2	Sn 50-AR-UT ppm 0.2	Sr 50-AR-UT ppm 0.2	Ta 50-AR-UT ppm 0.01	Te 50-AR-UT ppm 0.01	Th 50-AR-UT ppm 0.2	Ti 50-AR-UT % 0.005
SS12-0356	Soil	896	43.0	14.7	<0.01	0.04	1.93	1.3	0.4	0.3	59.8	<0.01	0.01	0.5	0.007
SS12-0357	Soil	750	45.7	9.0	<0.01	0.02	2.15	2.2	0.4	0.2	16.3	<0.01	<0.01	2.0	0.009
SS12-0358	Soil	552	38.2	9.7	<0.01	0.03	2.53	4.6	1.0	0.2	45.8	<0.01	0.02	2.4	0.028
SS12-0359	Soil	728	39.1	14.7	<0.01	0.02	1.65	1.8	0.4	0.2	24.7	<0.01	0.04	1.2	0.015
SS12-0361	Soil	1199	94.9	12.5	<0.01	0.05	2.48	1.5	0.5	<0.2	26.4	<0.01	<0.01	1.9	<0.005
SS12-0362	Soil	580	45.8	9.0	<0.01	0.03	2.53	2.1	0.5	<0.2	14.1	<0.01	0.02	2.4	<0.005
SS12-0363	Soil	577	39.8	11.7	<0.01	0.02	2.50	1.9	0.4	0.2	17.2	<0.01	<0.01	1.8	0.007
SS12-0364	Soil	205	60.6	6.2	<0.01	<0.01	2.47	1.3	0.2	<0.2	8.3	<0.01	<0.01	6.0	<0.005
SS12-0365	Soil	1444	52.9	17.4	<0.01	0.11	11.27	2.9	0.8	<0.2	157.9	<0.01	<0.01	5.4	<0.005
SS12-0366	Soil	1409	53.5	8.9	<0.01	0.03	8.23	1.8	0.5	<0.2	72.7	<0.01	<0.01	4.3	<0.005
SS12-0367	Soil	798	96.3	8.5	<0.01	0.11	4.45	4.5	0.9	<0.2	116.7	<0.01	0.14	4.1	<0.005
SS12-0368	Soil	964	36.3	5.6	<0.01	0.02	2.94	6.3	1.0	<0.2	55.9	<0.01	<0.01	4.8	<0.005
SS12-0369	Soil	697	46.2	12.0	<0.01	0.03	2.36	4.1	0.8	0.2	113.6	<0.01	0.02	1.7	0.006
SS12-0370	Soil	917	42.7	11.5	<0.01	0.04	2.10	1.7	0.4	0.2	46.0	<0.01	<0.01	1.1	0.006
SS12-0371	Soil	753	54.8	8.9	<0.01	0.02	3.54	1.2	0.3	<0.2	20.2	<0.01	0.08	0.6	0.010
SS12-0372	Soil	901	53.1	12.5	<0.01	0.05	2.11	1.1	0.5	0.3	15.9	<0.01	<0.01	0.6	0.010
SS12-0373	Soil	657	30.8	11.5	<0.01	0.02	1.80	0.6	<0.2	0.3	35.3	<0.01	0.01	0.3	0.011
SS12-0375	Soil	1089	52.2	9.1	<0.01	0.01	2.01	1.3	0.3	<0.2	20.5	<0.01	<0.01	1.8	0.007
SS12-0376	Soil	677	61.3	9.8	<0.01	0.04	3.98	1.8	0.7	<0.2	66.0	<0.01	<0.01	2.1	<0.005
SS12-0377	Soil	887	32.4	17.7	<0.01	0.03	1.74	1.7	0.4	<0.2	38.4	<0.01	<0.01	2.9	<0.005
SS12-0378	Soil	1329	56.2	19.2	<0.01	0.06	1.98	1.6	0.4	0.2	34.3	<0.01	<0.01	1.9	<0.005
SS12-0379	Soil	3995	71.5	27.4	<0.01	0.44	3.48	1.7	0.4	0.3	154.5	0.01	0.01	2.9	<0.005
SS12-0381	Soil	2052	39.8	20.5	<0.01	0.05	2.65	3.9	0.5	0.5	71.1	<0.01	<0.01	1.3	0.007
SS12-0382	Soil	972	39.1	11.9	<0.01	0.04	1.41	3.1	0.3	<0.2	31.8	<0.01	<0.01	5.2	<0.005
SS12-0383	Soil	1765	44.6	12.8	<0.01	0.13	15.14	1.3	0.3	<0.2	133.7	<0.01	<0.01	1.8	<0.005
SS12-0384	Soil	1139	46.1	17.1	<0.01	0.05	7.62	1.7	0.3	<0.2	44.8	<0.01	<0.01	1.7	<0.005
SS12-0385	Soil	1234	93.9	28.2	<0.01	0.06	5.50	3.7	1.0	0.3	103.2	<0.01	0.01	3.0	<0.005
SS12-0386	Soil	537	41.6	12.4	<0.01	0.03	2.46	1.9	0.3	0.3	25.5	<0.01	<0.01	2.6	<0.005
SS12-0387	Soil	883	37.0	15.9	<0.01	0.02	1.73	2.2	0.4	0.3	58.0	<0.01	<0.01	1.5	0.006
SS12-0388	Soil	738	35.3	9.6	<0.01	<0.01	1.80	2.2	0.3	0.2	20.2	<0.01	0.02	2.1	0.011
SS12-0389	Soil	828	46.2	7.6	<0.01	0.05	2.58	0.7	0.2	<0.2	40.5	<0.01	<0.01	0.7	<0.005
SS12-0390	Soil	948	58.6	18.1	<0.01	0.02	1.68	0.5	0.3	0.3	41.1	<0.01	<0.01	0.4	<0.005
SS12-0391	Soil	476	41.3	9.6	<0.01	0.01	2.09	2.3	0.4	0.2	20.4	<0.01	<0.01	2.2	0.013
SS12-0392	Soil	1849	71.1	19.8	<0.01	0.08	3.58	3.4	0.7	<0.2	68.5	<0.01	<0.01	3.7	<0.005
SS12-0393	Soil	796	189.9	5.5	<0.01	0.03	8.26	4.8	0.4	0.3	145.7	<0.01	0.06	2.8	<0.005
SS12-0394	Soil	1103	52.5	6.2	<0.01	0.04	4.06	9.7	0.5	0.2	203.8	<0.01	<0.01	2.8	<0.005
SS12-0396	Soil	631	32.8	10.0	<0.01	<0.01	2.50	1.9	0.4	<0.2	12.1	<0.01	0.01	2.2	0.010
SS12-0397	Soil	545	39.3	7.1	<0.01	0.02	2.62	1.3	0.4	<0.2	17.1	<0.01	0.02	2.0	<0.005
SS12-0398	Soil	688	76.8	15.6	<0.01	0.02	1.32	0.5	0.2	0.2	71.5	<0.01	<0.01	0.4	0.007
SS12-0399	Soil	685	46.4	6.9	<0.01	0.03	1.90	2.7	0.9	<0.2	60.6	<0.01	<0.01	1.6	0.006

INSPECTORATE
A Bureau Veritas Group Company
#200 - 11620 Horseshoe Way
Richmond, BC V7A 4V5 Canada

Certificate of Analysis

12-360-08060-01

Brixton Metals Corporation
1411-409 Granville Street
Vancouver, BC V6C 1T2

Sample Description	Sample Type	P 50-AR-UT ppm 5	Pb 50-AR-UT ppm 0.2	Rb 50-AR-UT ppm 0.1	Re 50-AR-UT ppm 0.01	S 50-AR-UT % 0.01	Sb 50-AR-UT ppm 0.05	Sc 50-AR-UT ppm 0.1	Se 50-AR-UT ppm 0.2	Sn 50-AR-UT ppm 0.2	Sr 50-AR-UT ppm 0.2	Ta 50-AR-UT ppm 0.01	Te 50-AR-UT ppm 0.01	Th 50-AR-UT ppm 0.2	Ti 50-AR-UT % 0.005
SS12-0401	Soil	905	67.5	10.6	<0.01	0.07	2.82	1.4	0.5	<0.2	19.2	<0.01	0.02	1.0	0.011
SS12-0402	Soil	955	82.2	12.0	<0.01	0.05	3.49	3.9	0.9	0.2	135.9	<0.01	0.05	1.6	0.006

INSPECTORATE
A Bureau Veritas Group Company
#200 - 11620 Horseshoe Way
Richmond, BC V7A 4V5 Canada

Certificate of Analysis

12-360-08060-01

Brixton Metals Corporation
1411-409 Granville Street
Vancouver, BC V6C 1T2

Sample Description	Sample Type	Tl 50-AR-UT ppm 0.05	U 50-AR-UT ppm 0.05	V 50-AR-UT ppm 1	W 50-AR-UT ppm 0.05	Y 50-AR-UT ppm 0.05	Zn 50-AR-UT ppm 1	Zr 50-AR-UT ppm 0.5
SS12-0267	Soil	0.07	2.53	15	0.26	8.06	51	1.5
SS12-0268	Soil	0.11	1.85	25	0.51	6.71	84	0.6
SS12-0269	Soil	0.09	3.29	31	0.59	12.92	77	1.5
SS12-0270	Soil	0.12	2.30	35	0.40	10.27	82	1.2
SS12-0271	Soil	0.16	1.56	54	0.39	8.08	105	1.3
SS12-0272	Soil	0.13	1.25	38	0.44	5.18	73	1.1
SS12-0273	Soil	0.14	1.60	66	0.51	12.18	98	0.7
SS12-0274	Soil	0.21	1.51	31	0.30	3.27	90	1.0
SS12-0276	Soil	0.14	1.83	38	0.37	4.29	105	1.0
SS12-0277	Soil	0.15	1.03	40	0.22	2.44	105	0.8
SS12-0278	Soil	0.25	2.91	41	0.29	8.63	103	2.6
SS12-0279	Soil	0.19	2.40	39	0.26	8.98	143	1.2
SS12-0281	Soil	0.14	0.83	34	0.15	2.21	58	0.9
SS12-0282	Soil	0.16	1.65	29	0.17	10.65	74	1.3
SS12-0283	Soil	0.18	4.21	7	0.50	9.47	142	3.0
SS12-0284	Soil	0.34	3.51	7	0.24	11.39	132	3.2
SS12-0285	Soil	0.30	10.87	2	0.22	5.15	539	4.1
SS12-0286	Soil	0.34	2.92	13	0.45	9.64	139	1.0
SS12-0287	Soil	0.16	2.20	6	0.78	9.30	63	<0.5
SS12-0288	Soil	0.29	6.10	7	2.33	9.70	85	0.6
SS12-0289	Soil	0.21	2.06	20	0.94	7.69	82	2.5
SS12-0290	Soil	0.22	11.51	6	2.58	8.81	324	3.4
SS12-0291	Soil	0.10	1.52	3	0.32	4.96	102	<0.5
SS12-0292	Soil	0.17	5.37	13	0.55	16.25	115	5.0
SS12-0293	Soil	0.14	3.52	6	0.36	5.61	377	1.3
SS12-0294	Soil	0.10	2.15	28	0.18	7.68	53	0.7
SS12-0296	Soil	0.20	2.02	15	0.29	7.69	125	1.0
SS12-0297	Soil	0.18	1.65	51	0.47	10.07	128	0.9
SS12-0298	Soil	0.21	1.51	24	0.40	7.12	77	0.9
SS12-0299	Soil	0.13	1.86	9	0.29	5.32	83	0.7
SS12-0301	Soil	0.19	3.04	18	0.31	8.66	55	2.7
SS12-0302	Soil	0.16	2.91	20	0.53	6.76	71	2.5
SS12-0303	Soil	0.16	3.24	15	0.45	5.74	83	<0.5
SS12-0304	Soil	0.14	6.97	13	0.37	14.78	64	5.7
SS12-0305	Soil	0.21	2.13	41	0.78	9.55	106	1.5
SS12-0306	Soil	0.15	3.15	26	0.36	8.35	98	2.1
SS12-0307	Soil	0.13	2.26	31	0.57	7.13	94	0.9
SS12-0308	Soil	0.11	3.76	37	0.49	12.48	92	1.9
SS12-0309	Soil	0.19	1.49	66	1.41	22.30	124	2.5
SS12-0310	Soil	0.19	2.20	26	0.29	5.97	82	2.2

INSPECTORATE
A Bureau Veritas Group Company
#200 - 11620 Horseshoe Way
Richmond, BC V7A 4V5 Canada

Certificate of Analysis

12-360-08060-01

Brixton Metals Corporation
1411-409 Granville Street
Vancouver, BC V6C 1T2

Sample Description	Sample Type	Tl 50-AR-UT ppm 0.05	U 50-AR-UT ppm 0.05	V 50-AR-UT ppm 1	W 50-AR-UT ppm 0.05	Y 50-AR-UT ppm 0.05	Zn 50-AR-UT ppm 1	Zr 50-AR-UT ppm 0.5
SS12-0311	Soil	0.12	1.61	33	0.23	5.24	92	0.6
SS12-0312	Soil	0.20	1.52	44	0.51	9.95	102	2.2
SS12-0313	Soil	0.13	3.25	38	0.30	11.96	124	1.3
SS12-0314	Soil	0.14	1.53	31	0.26	3.21	93	0.6
SS12-0316	Soil	0.16	1.46	31	0.22	3.56	107	0.9
SS12-0317	Soil	0.23	1.38	33	0.26	2.55	102	1.2
SS12-0318	Soil	0.19	3.02	24	0.31	12.60	142	3.0
SS12-0319	Soil	0.19	1.13	45	0.17	2.85	79	1.6
SS12-0321	Soil	0.20	1.92	26	0.29	3.68	76	1.3
SS12-0322	Soil	0.23	1.10	27	0.28	2.50	157	0.9
SS12-0323	Soil	0.13	0.64	7	0.32	1.73	84	0.6
SS12-0324	Soil	0.26	2.85	8	0.60	12.73	85	4.0
SS12-0325	Soil	0.16	1.39	18	0.27	4.19	126	1.6
SS12-0326	Soil	0.16	1.11	33	0.29	3.53	103	0.8
SS12-0327	Soil	0.22	2.02	15	0.27	5.21	110	1.5
SS12-0328	Soil	0.18	2.07	13	0.20	7.62	110	1.1
SS12-0329	Soil	0.13	2.00	17	0.19	7.08	71	1.7
SS12-0330	Soil	0.12	1.02	31	0.24	2.72	82	0.9
SS12-0331	Soil	0.19	2.37	19	0.11	9.99	25	1.0
SS12-0332	Soil	0.09	1.64	24	0.32	3.20	74	0.6
SS12-0333	Soil	0.22	1.34	48	0.17	6.81	134	1.3
SS12-0334	Soil	0.18	0.93	37	0.16	2.19	65	1.2
SS12-0335	Soil	0.19	1.57	39	0.24	8.18	124	1.2
SS12-0337	Soil	0.16	1.82	43	0.29	7.25	181	1.1
SS12-0338	Soil	0.17	2.60	26	0.38	7.81	101	3.7
SS12-0339	Soil	0.14	1.21	14	0.30	3.88	76	1.2
SS12-0341	Soil	0.11	0.77	6	0.20	3.64	35	<0.5
SS12-0342	Soil	0.38	1.23	10	0.32	3.52	75	<0.5
SS12-0343	Soil	0.09	0.76	41	0.18	1.58	94	<0.5
SS12-0344	Soil	0.09	1.07	9	0.26	2.38	77	<0.5
SS12-0345	Soil	0.18	1.08	26	0.34	3.13	74	0.9
SS12-0346	Soil	0.27	2.70	39	0.50	10.17	133	2.0
SS12-0347	Soil	0.35	1.30	41	0.32	3.72	145	0.8
SS12-0348	Soil	0.21	1.59	12	0.28	7.44	152	3.4
SS12-0349	Soil	0.19	0.85	39	0.25	3.07	190	0.9
SS12-0350	Soil	0.14	0.76	42	0.35	2.37	170	0.6
SS12-0351	Soil	0.14	0.87	43	0.32	2.82	200	0.6
SS12-0352	Soil	0.14	0.95	48	0.42	2.41	146	0.6
SS12-0353	Soil	0.14	0.87	73	0.20	2.79	102	<0.5
SS12-0354	Soil	0.10	0.68	35	0.32	1.48	59	<0.5

INSPECTORATE
A Bureau Veritas Group Company
#200 - 11620 Horseshoe Way
Richmond, BC V7A 4V5 Canada

Certificate of Analysis

12-360-08060-01

Brixton Metals Corporation
1411-409 Granville Street
Vancouver, BC V6C 1T2

Sample Description	Sample Type	Tl 50-AR-UT ppm 0.05	U 50-AR-UT ppm 0.05	V 50-AR-UT ppm 1	W 50-AR-UT ppm 0.05	Y 50-AR-UT ppm 0.05	Zn 50-AR-UT ppm 1	Zr 50-AR-UT ppm 0.5
SS12-0356	Soil	0.10	0.90	60	0.20	2.24	109	<0.5
SS12-0357	Soil	0.13	0.90	54	0.16	3.26	97	<0.5
SS12-0358	Soil	0.15	1.66	70	0.17	14.38	108	1.5
SS12-0359	Soil	0.08	0.75	65	0.20	2.39	107	<0.5
SS12-0361	Soil	0.12	1.33	30	0.26	4.25	114	1.3
SS12-0362	Soil	0.15	0.89	45	0.18	3.09	89	0.9
SS12-0363	Soil	0.11	0.80	52	0.18	2.37	142	<0.5
SS12-0364	Soil	0.11	1.12	9	0.18	3.32	68	2.1
SS12-0365	Soil	0.20	4.62	11	0.63	23.93	201	1.9
SS12-0366	Soil	0.20	1.89	6	1.88	12.81	82	1.6
SS12-0367	Soil	0.63	3.96	21	0.26	18.64	116	3.2
SS12-0368	Soil	0.22	2.79	16	0.27	24.97	84	3.1
SS12-0369	Soil	0.06	6.47	37	0.24	15.88	149	1.3
SS12-0370	Soil	0.13	1.09	49	0.21	3.85	130	0.6
SS12-0371	Soil	0.08	0.79	46	0.16	2.62	123	<0.5
SS12-0372	Soil	0.09	1.33	48	0.25	3.56	67	<0.5
SS12-0373	Soil	0.08	0.64	47	0.27	1.34	102	<0.5
SS12-0375	Soil	0.07	0.84	35	0.17	2.63	114	<0.5
SS12-0376	Soil	0.18	1.41	11	0.28	8.02	68	3.4
SS12-0377	Soil	0.14	1.67	15	0.19	5.57	67	1.5
SS12-0378	Soil	0.17	1.20	35	0.32	3.31	122	1.0
SS12-0379	Soil	0.14	2.62	26	0.25	3.98	215	2.1
SS12-0381	Soil	0.09	1.14	88	0.24	7.97	291	0.6
SS12-0382	Soil	0.27	2.04	12	0.39	9.05	64	0.9
SS12-0383	Soil	0.11	1.80	19	0.29	3.86	98	1.4
SS12-0384	Soil	0.17	1.45	21	0.24	5.71	74	1.0
SS12-0385	Soil	0.17	3.31	30	0.27	17.09	144	5.2
SS12-0386	Soil	0.16	0.94	55	0.24	2.22	103	1.1
SS12-0387	Soil	0.12	1.48	52	0.22	7.36	161	0.6
SS12-0388	Soil	0.09	0.80	57	0.17	3.05	86	<0.5
SS12-0389	Soil	0.08	1.01	29	1.21	2.20	79	<0.5
SS12-0390	Soil	0.09	0.83	42	0.25	1.71	158	<0.5
SS12-0391	Soil	0.10	0.90	55	0.18	3.56	78	0.6
SS12-0392	Soil	0.28	2.39	23	0.65	18.42	105	2.3
SS12-0393	Soil	0.15	1.19	41	0.48	10.86	194	1.5
SS12-0394	Soil	0.13	0.94	65	0.29	14.25	105	2.8
SS12-0396	Soil	0.08	0.74	43	0.15	3.08	144	0.5
SS12-0397	Soil	0.09	0.76	32	0.14	2.25	73	0.5
SS12-0398	Soil	<0.05	0.75	34	0.24	1.79	99	<0.5
SS12-0399	Soil	0.09	1.57	34	0.16	13.83	77	0.9

INSPECTORATE
A Bureau Veritas Group Company
#200 - 11620 Horseshoe Way
Richmond, BC V7A 4V5 Canada

Certificate of Analysis

12-360-08060-01

Brixton Metals Corporation
1411-409 Granville Street
Vancouver, BC V6C 1T2

Sample Description	Sample Type	Tl 50-AR-UT ppm 0.05	U 50-AR-UT ppm 0.05	V 50-AR-UT ppm 1	W 50-AR-UT ppm 0.05	Y 50-AR-UT ppm 0.05	Zn 50-AR-UT ppm 1	Zr 50-AR-UT ppm 0.5
SS12-0401	Soil	0.13	1.22	53	0.23	2.46	72	1.2
SS12-0402	Soil	0.15	2.69	55	0.21	13.76	160	1.2

INSPECTORATE
A Bureau Veritas Group Company
#200 - 11620 Horseshoe Way
Richmond, BC V7A 4V5 Canada

Certificate of Analysis

12-360-08060-01

Brixton Metals Corporation
1411-409 Granville Street
Vancouver, BC V6C 1T2

Sample Description	Sample Type	Au Au-1AT-AA ppm 0.005	Ag 50-AR-UT ppm 0.01	Ce 50-AR-UT ppm 0.02	Hf 50-AR-UT ppm 0.02	La 50-AR-UT ppm 0.2	Al 50-AR-UT % 0.01	As 50-AR-UT ppm 0.1	Ba 50-AR-UT ppm 5	Be 50-AR-UT ppm 0.05	Bi 50-AR-UT ppm 0.01	Ca 50-AR-UT % 0.01	Cd 50-AR-UT ppm 0.01	Co 50-AR-UT ppm 0.1	Cr 50-AR-UT ppm 1
SS12-0267	Soil		0.23	23.59	0.05	13.3	0.54	13.0	684	2.52	0.59	0.22	0.31	4.3	5
SS12-0267 Dup			0.22	25.73	0.04	14.1	0.52	13.1	736	2.79	0.47	0.20	0.31	4.6	6
QCV1210-02197-0002-BLK			<0.01	<0.02	<0.02	<0.2	<0.01	<0.1	<5	<0.05	<0.01	<0.01	<0.01	<0.1	<1
STD-OREAS 902-AR expected			0.28					569.0		0.99	8.43	4.19		908.0	24
STD-OREAS 902-AR result			0.33					578.6		0.82	8.30	4.03		891.0	22
SS12-0287	Soil		0.25	56.25	0.03	26.2	0.51	215.1	941	2.91	0.33	0.51	0.07	23.9	3
SS12-0287 Dup			0.27	58.43	0.03	27.1	0.49	223.3	983	3.18	0.33	0.48	0.07	23.8	3
QCV1210-02197-0005-BLK			<0.01	<0.02	<0.02	<0.2	<0.01	<0.1	<5	<0.05	<0.01	<0.01	<0.01	<0.1	<1
STD-OREAS 902-AR expected			0.28					569.0		0.99	8.43	4.19		908.0	24
STD-OREAS 902-AR result			0.30					568.4		0.84	7.94	4.05		840.5	21
SS12-0307	Soil		0.18	40.49	0.05	19.8	1.31	103.5	528	2.32	0.45	0.29	0.53	9.5	16
SS12-0307 Dup			0.16	39.80	0.04	18.8	1.26	100.6	526	2.16	0.43	0.28	0.50	8.8	15
QCV1210-02197-0008-BLK			<0.01	<0.02	<0.02	<0.2	<0.01	<0.1	<5	<0.05	<0.01	<0.01	<0.01	<0.1	<1
STD-OREAS 902-AR expected			0.28					569.0		0.99	8.43	4.19		908.0	24
STD-OREAS 902-AR result			0.30					586.3		1.21	8.49	3.93		889.5	23
SS12-0327	Soil		0.57	41.35	0.06	19.4	1.61	168.4	561	3.21	0.50	0.11	0.47	10.2	6
SS12-0327 Dup			0.56	39.55	0.05	19.4	1.60	174.1	561	3.33	0.46	0.10	0.46	9.6	6
QCV1210-02197-0011-BLK			<0.01	<0.02	<0.02	<0.2	<0.01	<0.1	<5	<0.05	<0.01	<0.01	<0.01	<0.1	<1
STD-Oreas501 expected			0.70	62.00		29.0	2.20	17.0	360		1.50		0.40	13.0	88
STD-Oreas501 result			0.80	59.12		25.8	2.05	18.2	190		1.61		0.18	13.2	90
SS12-0347	Soil		0.20	30.15	0.04	14.8	1.61	84.3	400	2.11	0.64	0.59	0.85	16.0	16
SS12-0347 Dup			0.21	27.82	0.04	13.7	1.58	86.6	392	2.15	0.63	0.60	0.82	15.7	15
QCV1210-02197-0014-BLK			<0.01	<0.02	<0.02	<0.2	<0.01	<0.1	<5	<0.05	<0.01	<0.01	<0.01	<0.1	<1
STD-CDN-ME-6 expected			101												
STD-CDN-ME-6 result			>100												
SS12-0367	Soil		1.04	35.72	0.12	19.6	1.30	327.9	245	1.95	1.31	0.71	0.51	14.1	7
SS12-0367 Dup			1.01	33.02	0.11	17.9	1.30	327.1	240	1.72	1.28	0.72	0.49	14.3	6
QCV1210-02197-0017-BLK			<0.01	<0.02	<0.02	<0.2	<0.01	<0.1	<5	<0.05	<0.01	<0.01	<0.01	<0.1	<1
STD-CDN-ME-12 expected			52.50												
STD-CDN-ME-12 result			55.73												
SS12-0387	Soil		0.40	24.75	0.04	14.5	1.74	59.5	304	1.64	0.69	0.40	0.73	11.3	19
SS12-0387 Dup			0.37	23.94	0.04	14.1	1.72	58.4	300	1.52	0.66	0.38	0.72	11.0	18
QCV1210-02197-0020-BLK			<0.01	<0.02	<0.02	<0.2	<0.01	<0.1	<5	<0.05	<0.01	<0.01	<0.01	<0.1	<1
STD-CDN-ME-16 expected			30.80												
STD-CDN-ME-16 result			30.09												
QCV1210-02197-0022-BLK			<0.01	<0.02	<0.02	<0.2	<0.01	<0.1	<5	<0.05	<0.01	<0.01	<0.01	<0.1	<1
STD-Oreas501 expected			0.70	62.00		29.0	2.20	17.0	360		1.50		0.40	13.0	88
STD-Oreas501 result			0.80	58.19		25.6	2.16	17.8	203		1.77		0.18	14.1	92
SS12-0267	Soil	<0.005													
SS12-0267 Dup		<0.005													

INSPECTORATE
A Bureau Veritas Group Company
#200 - 11620 Horseshoe Way
Richmond, BC V7A 4V5 Canada

Certificate of Analysis

12-360-08060-01

Brixton Metals Corporation
1411-409 Granville Street
Vancouver, BC V6C 1T2

Sample Description	Sample Type	Au Au-1AT-AA ppm 0.005	Ag 50-AR-UT ppm 0.01	Ce 50-AR-UT ppm 0.02	Hf 50-AR-UT ppm 0.02	La 50-AR-UT ppm 0.2	Al 50-AR-UT % 0.01	As 50-AR-UT ppm 0.1	Ba 50-AR-UT ppm 5	Be 50-AR-UT ppm 0.05	Bi 50-AR-UT ppm 0.01	Ca 50-AR-UT % 0.01	Cd 50-AR-UT ppm 0.01	Co 50-AR-UT ppm 0.1	Cr 50-AR-UT ppm 1
QCV1210-02198-0002-BLK		<0.005													
SS12-0296	Soil	0.006													
SS12-0296 Dup		0.006													
STD-OxF100 expected		0.804													
STD-OxF100 result		0.800													
QCV1210-02198-0005-BLK		<0.005													
SS12-0325	Soil	<0.005													
SS12-0325 Dup		<0.005													
STD-OxE101 expected		0.607													
STD-OxE101 result		0.615													
QCV1210-02198-0008-BLK		<0.005													
SS12-0353	Soil	<0.005													
SS12-0353 Dup		<0.005													
STD-OxF100 expected		0.804													
STD-OxF100 result		0.794													
QCV1210-02198-0011-BLK		<0.005													
STD-OxF100 expected		0.804													
STD-OxF100 result		0.777													
QCV1210-02198-0014-BLK		<0.005													
STD-OxF100 expected		0.804													
STD-OxF100 result		0.792													

INSPECTORATE
A Bureau Veritas Group Company
#200 - 11620 Horseshoe Way
Richmond, BC V7A 4V5 Canada

Certificate of Analysis

12-360-08060-01

Brixton Metals Corporation
1411-409 Granville Street
Vancouver, BC V6C 1T2

Sample Description	Sample Type	Cs 50-AR-UT ppm 0.05	Cu 50-AR-UT ppm 0.2	Fe 50-AR-UT % 0.01	Ga 50-AR-UT ppm 0.05	Ge 50-AR-UT ppm 0.05	In 50-AR-UT ppm 0.01	K 50-AR-UT % 0.01	Li 50-AR-UT ppm 0.1	Mg 50-AR-UT % 0.01	Mn 50-AR-UT ppm 1	Mo 50-AR-UT ppm 0.05	Na 50-AR-UT % 0.01	Nb 50-AR-UT ppm 0.05	Ni 50-AR-UT ppm 0.2
SS12-0267	Soil	5.79	12.6	1.48	1.56	<0.05	0.02	0.10	3.0	0.12	2361	3.63	0.01	0.21	6.1
SS12-0267 Dup		5.88	12.8	1.38	1.57	<0.05	0.02	0.10	3.3	0.12	2299	3.85	0.01	0.22	6.2
QCV1210-02197-0002-BLK		<0.05	<0.2	<0.01	<0.05	<0.05	<0.01	<0.01	<0.1	<0.01	<1	<0.05	<0.01	<0.05	<0.2
STD-OREAS 902-AR expected		0.30	3080.0	3.04	1.55		0.22	0.27	3.7	2.24	460	12.60			159.0
STD-OREAS 902-AR result		0.16	2959.8	3.01	1.33		0.20	0.27	3.1	2.30	442	11.84			151.0
SS12-0287	Soil	6.82	55.2	2.36	1.20	0.08	0.02	0.14	1.7	0.03	600	5.76	<0.01	<0.05	6.0
SS12-0287 Dup		7.04	59.8	2.26	1.18	0.06	0.02	0.13	1.7	0.03	584	5.79	<0.01	<0.05	6.0
QCV1210-02197-0005-BLK		<0.05	<0.2	<0.01	<0.05	<0.05	<0.01	<0.01	<0.1	<0.01	<1	<0.05	<0.01	<0.05	<0.2
STD-OREAS 902-AR expected		0.30	3080.0	3.04	1.55		0.22	0.27	3.7	2.24	460	12.60			159.0
STD-OREAS 902-AR result		0.16	2839.8	3.02	1.28		0.20	0.27	2.6	2.35	451	11.62			143.1
SS12-0307	Soil	4.52	20.8	2.82	3.66	0.07	0.03	0.13	29.4	0.46	1412	4.37	<0.01	0.12	15.7
SS12-0307 Dup		4.53	20.4	2.75	3.63	0.05	0.03	0.12	27.7	0.45	1362	4.42	<0.01	0.12	15.0
QCV1210-02197-0008-BLK		<0.05	<0.2	<0.01	0.06	<0.05	<0.01	<0.01	<0.1	<0.01	<1	<0.05	<0.01	<0.05	<0.2
STD-OREAS 902-AR expected		0.30	3080.0	3.04	1.55		0.22	0.27	3.7	2.24	460	12.60			159.0
STD-OREAS 902-AR result		0.16	2818.9	2.95	1.49		0.21	0.27	3.9	2.31	447	12.07			166.8
SS12-0327	Soil	10.26	18.2	2.10	3.52	<0.05	0.03	0.14	9.5	0.08	1998	11.96	<0.01	0.22	5.9
SS12-0327 Dup		9.89	17.6	2.03	3.42	<0.05	0.02	0.14	9.6	0.08	1948	11.77	<0.01	0.23	5.6
QCV1210-02197-0011-BLK		<0.05	<0.2	<0.01	<0.05	<0.05	<0.01	<0.01	<0.1	<0.01	<1	<0.05	<0.01	<0.05	<0.2
STD-Oreas501 expected			2670.0	4.10	13.00			1.20		1.30	400	57.70			
STD-Oreas501 result			2690.2	3.87	10.10			1.25		1.25	350	54.32			
SS12-0347	Soil	8.88	29.0	3.12	5.33	<0.05	0.03	0.19	23.6	0.26	1281	4.84	0.01	0.30	15.9
SS12-0347 Dup		8.77	29.3	3.11	5.42	<0.05	0.03	0.19	23.5	0.26	1288	4.79	0.01	0.30	15.6
QCV1210-02197-0014-BLK		<0.05	<0.2	<0.01	<0.05	<0.05	<0.01	<0.01	<0.1	<0.01	<1	<0.05	<0.01	<0.05	<0.2
STD-CDN-ME-6 expected			6130.0												
STD-CDN-ME-6 result			6143.4												
SS12-0367	Soil	14.29	33.4	3.10	4.23	0.07	0.04	0.15	27.4	0.45	1583	3.35	<0.01	0.16	10.5
SS12-0367 Dup		14.14	33.7	3.11	4.08	0.07	0.04	0.14	26.2	0.45	1593	3.49	<0.01	0.16	10.5
QCV1210-02197-0017-BLK		<0.05	<0.2	<0.01	<0.05	<0.05	<0.01	<0.01	<0.1	<0.01	<1	<0.05	<0.01	<0.05	<0.2
STD-CDN-ME-12 expected			4280.0							0.78					
STD-CDN-ME-12 result			4560.1							0.75					
SS12-0387	Soil	2.31	29.3	2.88	7.01	<0.05	0.03	0.09	17.6	0.33	1153	2.41	0.01	0.48	17.1
SS12-0387 Dup		2.28	28.2	2.80	6.74	<0.05	0.03	0.10	17.1	0.31	1136	2.34	0.01	0.47	16.0
QCV1210-02197-0020-BLK		<0.05	<0.2	<0.01	<0.05	<0.05	<0.01	<0.01	<0.1	<0.01	<1	<0.05	<0.01	<0.05	<0.2
STD-CDN-ME-16 expected			6710.0	10.20						2.35					
STD-CDN-ME-16 result			6543.8	7.78						1.06					
QCV1210-02197-0022-BLK		<0.05	<0.2	<0.01	<0.05	<0.05	<0.01	<0.01	<0.1	<0.01	<1	<0.05	<0.01	<0.05	<0.2
STD-Oreas501 expected			2670.0	4.10	13.00			1.20		1.30	400	57.70			
STD-Oreas501 result			2762.7	3.68	9.98			1.30		1.28	365	55.38			
STD-OxF100 expected															
STD-OxF100 result															

INSPECTORATE
A Bureau Veritas Group Company
#200 - 11620 Horseshoe Way
Richmond, BC V7A 4V5 Canada

Certificate of Analysis

12-360-08060-01

Brixton Metals Corporation
1411-409 Granville Street
Vancouver, BC V6C 1T2

Sample Description	Sample Type	P 50-AR-UT ppm 5	Pb 50-AR-UT ppm 0.2	Rb 50-AR-UT ppm 0.1	Re 50-AR-UT ppm 0.01	S 50-AR-UT % 0.01	Sb 50-AR-UT ppm 0.05	Sc 50-AR-UT ppm 0.1	Se 50-AR-UT ppm 0.2	Sn 50-AR-UT ppm 0.2	Sr 50-AR-UT ppm 0.2	Ta 50-AR-UT ppm 0.01	Te 50-AR-UT ppm 0.01	Th 50-AR-UT ppm 0.2	Ti 50-AR-UT % 0.005
SS12-0267	Soil	418	67.7	7.4	<0.01	0.02	1.93	1.8	0.3	<0.2	19.2	<0.01	<0.01	2.4	<0.005
SS12-0267 Dup		404	67.5	7.6	<0.01	0.02	2.12	1.7	0.4	<0.2	19.5	<0.01	<0.01	2.5	<0.005
QCV1210-02197-0002-BLK		<5	<0.2	<0.1	<0.01	<0.01	<0.05	<0.1	<0.2	<0.2	<0.2	<0.01	<0.01	<0.2	<0.005
STD-OREAS 902-AR expected			10.7		0.01	1.78	0.89	2.9	1.9		21.8				
STD-OREAS 902-AR result			10.9		<0.01	1.75	0.76	2.3	2.2		22.4				
SS12-0287	Soil	1430	23.6	9.6	<0.01	0.01	4.42	2.0	0.4	<0.2	36.7	<0.01	<0.01	4.4	<0.005
SS12-0287 Dup		1408	23.9	9.8	<0.01	0.01	4.54	1.9	0.3	<0.2	39.5	<0.01	<0.01	4.1	<0.005
QCV1210-02197-0005-BLK		<5	<0.2	<0.1	<0.01	<0.01	<0.05	<0.1	<0.2	<0.2	<0.2	<0.01	<0.01	<0.2	<0.005
STD-OREAS 902-AR expected			10.7		0.01	1.78	0.89	2.9	1.9		21.8				
STD-OREAS 902-AR result			10.3		<0.01	1.72	0.72	2.3	2.2		21.1				
SS12-0307	Soil	1049	76.1	9.6	<0.01	0.02	3.33	3.2	0.4	<0.2	32.3	<0.01	<0.01	3.7	<0.005
SS12-0307 Dup		987	73.2	9.2	<0.01	0.02	3.49	3.1	0.4	<0.2	31.5	<0.01	<0.01	3.5	<0.005
QCV1210-02197-0008-BLK		<5	<0.2	<0.1	<0.01	<0.01	<0.05	<0.1	0.3	<0.2	<0.2	<0.01	<0.01	<0.2	<0.005
STD-OREAS 902-AR expected			10.7		0.01	1.78	0.89	2.9	1.9		21.8				
STD-OREAS 902-AR result			12.3		<0.01	1.73	0.76	2.3	2.3		23.5				
SS12-0327	Soil	817	125.4	15.7	<0.01	0.05	2.89	0.8	0.4	<0.2	21.1	<0.01	<0.01	2.4	<0.005
SS12-0327 Dup		823	123.9	15.2	<0.01	0.05	2.84	0.7	0.5	<0.2	20.1	<0.01	<0.01	2.2	<0.005
QCV1210-02197-0011-BLK		6	<0.2	<0.1	<0.01	<0.01	<0.05	<0.1	<0.2	<0.2	<0.2	<0.01	<0.01	<0.2	<0.005
STD-Oreas501 expected			9.5	127.0		0.36	0.30	7.3	1.8	4.8	63.0			17.0	0.350
STD-Oreas501 result			11.0	133.8		0.36	0.27	6.0	4.1	4.4	61.6			16.9	0.307
SS12-0347	Soil	1170	53.5	23.8	<0.01	0.03	2.56	2.4	0.3	0.3	75.4	<0.01	<0.01	2.3	<0.005
SS12-0347 Dup		1159	54.0	22.3	<0.01	0.03	2.39	2.3	0.3	0.2	75.1	<0.01	0.02	2.2	<0.005
QCV1210-02197-0014-BLK		<5	<0.2	<0.1	<0.01	<0.01	<0.05	<0.1	<0.2	<0.2	<0.2	<0.01	<0.01	<0.2	<0.005
STD-CDN-ME-6 expected			10200												
STD-CDN-ME-6 result			>10000												
SS12-0367	Soil	798	96.3	8.5	<0.01	0.11	4.45	4.5	0.9	<0.2	116.7	<0.01	0.14	4.1	<0.005
SS12-0367 Dup		798	92.3	8.3	<0.01	0.12	4.47	4.5	0.6	<0.2	111.2	<0.01	0.15	3.9	<0.005
QCV1210-02197-0017-BLK		<5	<0.2	<0.1	<0.01	<0.01	<0.05	<0.1	<0.2	<0.2	<0.2	<0.01	<0.01	<0.2	<0.005
STD-CDN-ME-12 expected			2220.0			2.30									
STD-CDN-ME-12 result			2170.7			2.33									
SS12-0387	Soil	883	37.0	15.9	<0.01	0.02	1.73	2.2	0.4	0.3	58.0	<0.01	<0.01	1.5	0.006
SS12-0387 Dup		856	35.9	15.4	<0.01	0.02	1.71	2.2	0.5	0.3	55.1	0.03	<0.01	1.4	0.006
QCV1210-02197-0020-BLK		<5	<0.2	<0.1	<0.01	<0.01	<0.05	<0.1	<0.2	<0.2	<0.2	<0.01	<0.01	<0.2	<0.005
STD-CDN-ME-16 expected						6.50									
STD-CDN-ME-16 result						5.72									
QCV1210-02197-0022-BLK		<5	<0.2	<0.1	<0.01	<0.01	<0.05	<0.1	<0.2	<0.2	<0.2	<0.01	<0.01	<0.2	<0.005
STD-Oreas501 expected			9.5	127.0		0.36	0.30	7.3	1.8	4.8	63.0			17.0	0.350
STD-Oreas501 result			11.5	139.4		0.37	0.35	6.9	4.2	4.4	60.9			16.4	0.341
STD-OxF100 expected															
STD-OxF100 result															

INSPECTORATE
A Bureau Veritas Group Company
#200 - 11620 Horseshoe Way
Richmond, BC V7A 4V5 Canada

Certificate of Analysis

12-360-08060-01

Brixton Metals Corporation
1411-409 Granville Street
Vancouver, BC V6C 1T2

Sample Description	Sample Type	Tl 50-AR-UT ppm 0.05	U 50-AR-UT ppm 0.05	V 50-AR-UT ppm 1	W 50-AR-UT ppm 0.05	Y 50-AR-UT ppm 0.05	Zn 50-AR-UT ppm 1	Zr 50-AR-UT ppm 0.5
SS12-0267	Soil	0.07	2.53	15	0.26	8.06	51	1.5
SS12-0267 Dup		0.07	2.53	14	0.24	8.55	50	1.5
QCV1210-02197-0002-BLK		<0.05	<0.05	<1	<0.05	<0.05	<1	<0.5
STD-OREAS 902-AR expected		0.24	2.20	9		7.90		
STD-OREAS 902-AR result		0.13	1.93	7		6.35		
SS12-0287	Soil	0.16	2.20	6	0.78	9.30	63	<0.5
SS12-0287 Dup		0.16	2.24	6	0.82	9.96	62	0.5
QCV1210-02197-0005-BLK		<0.05	<0.05	<1	<0.05	<0.05	<1	<0.5
STD-OREAS 902-AR expected		0.24	2.20	9		7.90		
STD-OREAS 902-AR result		0.12	1.84	7		6.46		
SS12-0307	Soil	0.13	2.26	31	0.57	7.13	94	0.9
SS12-0307 Dup		0.14	2.23	30	0.61	6.73	91	1.0
QCV1210-02197-0008-BLK		<0.05	<0.05	<1	<0.05	<0.05	<1	<0.5
STD-OREAS 902-AR expected		0.24	2.20	9		7.90		
STD-OREAS 902-AR result		0.13	2.02	7		6.37		
SS12-0327	Soil	0.22	2.02	15	0.27	5.21	110	1.5
SS12-0327 Dup		0.20	1.84	15	0.23	4.87	109	1.4
QCV1210-02197-0011-BLK		<0.05	<0.05	<1	<0.05	<0.05	<1	<0.5
STD-Oreas501 expected			4.60	103	2.70	16.00	85	12.0
STD-Oreas501 result			4.68	103	2.58	14.97	72	8.5
SS12-0347	Soil	0.35	1.30	41	0.32	3.72	145	0.8
SS12-0347 Dup		0.37	1.34	40	0.28	3.50	142	0.8
QCV1210-02197-0014-BLK		<0.05	<0.05	<1	<0.05	<0.05	<1	<0.5
STD-CDN-ME-6 expected							5170	
STD-CDN-ME-6 result							5450	
SS12-0367	Soil	0.63	3.96	21	0.26	18.64	116	3.2
SS12-0367 Dup		0.66	4.16	22	0.27	18.55	118	3.2
QCV1210-02197-0017-BLK		<0.05	<0.05	<1	<0.05	<0.05	<1	<0.5
STD-CDN-ME-12 expected							2750	
STD-CDN-ME-12 result							2777	
SS12-0387	Soil	0.12	1.48	52	0.22	7.36	161	0.6
SS12-0387 Dup		0.12	1.49	50	0.24	7.24	156	0.5
QCV1210-02197-0020-BLK		<0.05	<0.05	<1	<0.05	<0.05	<1	<0.5
STD-CDN-ME-16 expected							8070	
STD-CDN-ME-16 result							7821	
QCV1210-02197-0022-BLK		<0.05	<0.05	<1	<0.05	<0.05	<1	<0.5
STD-Oreas501 expected			4.60	103	2.70	16.00	85	12.0
STD-Oreas501 result			5.05	110	2.67	15.97	79	8.6
STD-OxF100 expected								
STD-OxF100 result								

Certificate of Analysis

12-360-08062-01

Inspectorate Exploration & Mining Services Ltd.
#200 - 11620 Horseshoe Way
Richmond, BC V7A 4V5 Canada
Phone: 604-272-7818

Distribution List

Attention: Gary Thompson
1411-409 Granville Street
Vancouver, BC V6C 1T2
Phone: 604-630-9707
EMail: gary.thompson@brixtonmetals.com

Attention: Sorin Posescu
EMail: sorin.posescu@romstargeoscience.com

Submitted By: **Brixton Metals Corporation**
1411-409 Granville Street
Vancouver, BC V6C 1T2

Attention: **Gary Thompson**

Project: **Thorn**
Description:

Date Received: 10/26/2012
Date Completed: 11/01/2012
Invoice:

Location	Samples	Type	Preparation Description
Whitehorse, YT	1	Rock	SP-RX-2K/Rock/Chips/Drill Core/Cuttings <2Kg

Location	Quantity	Method	Description
Vancouver, BC	1	Au-1AT-AA	Au, 1AT Fire Assay, AAS
Vancouver, BC	1	50-AR-UT	50 Element, Aqua Regia, ICPMS, Ultra Trace Level

The results of this assay were based solely upon the content of the sample submitted. Any decision to invest should be made only after the potential investment value of the claim or deposit has been determined based on the results of assays of multiple samples of geologic materials collected by the prospective investor or by a qualified person selected by him and based on an evaluation of all engineering data which is available concerning any proposed project. For our complete terms and conditions please see our website at www.inspectorate.com.

For and on behalf of ***Inspectorate Exploration and Mining Services Ltd***

By

Sofia Devota -- Operations Manager

INSPECTORATE
A Bureau Veritas Group Company
#200 - 11620 Horseshoe Way
Richmond, BC V7A 4V5 Canada

Certificate of Analysis

12-360-08062-01

Brixton Metals Corporation
1411-409 Granville Street
Vancouver, BC V6C 1T2

		Au	Ag	Ce	Hf	La	Al	As	Ba	Be	Bi	Ca	Cd	Co	Cr
		Au-1AT-AA	50-AR-UT	50-AR-UT	50-AR-UT	50-AR-UT	50-AR-UT	50-AR-UT	50-AR-UT	50-AR-UT	50-AR-UT	50-AR-UT	50-AR-UT	50-AR-UT	50-AR-UT
Sample	Sample	ppm	ppm	ppm	ppm	ppm	%	ppm	ppm	ppm	ppm	%	ppm	ppm	ppm
Description	Type	0.005	0.01	0.02	0.02	0.2	0.01	0.1	5	0.05	0.01	0.01	0.01	0.1	1
RS12-0001	Rock	0.029	0.86	2.30	0.21	1.1	0.17	367.1	35	0.31	0.29	0.06	1.64	2.3	102

INSPECTORATE
A Bureau Veritas Group Company
#200 - 11620 Horseshoe Way
Richmond, BC V7A 4V5 Canada

Certificate of Analysis

12-360-08062-01

Brixton Metals Corporation
1411-409 Granville Street
Vancouver, BC V6C 1T2

		Cs	Cu	Fe	Ga	Ge	In	K	Li	Mg	Mn	Mo	Na	Nb	Ni
		50-AR-UT	50-AR-UT	50-AR-UT	50-AR-UT	50-AR-UT	50-AR-UT	50-AR-UT	50-AR-UT	50-AR-UT	50-AR-UT	50-AR-UT	50-AR-UT	50-AR-UT	50-AR-UT
Sample	Sample	ppm	ppm	%	ppm	ppm	ppm	%	ppm	%	ppm	ppm	%	ppm	ppm
Description	Type	0.05	0.2	0.01	0.05	0.05	0.01	0.01	0.1	0.01	1	0.05	0.01	0.05	0.2
RS12-0001	Rock	2.83	7.4	0.98	0.54	<0.05	0.03	0.08	0.5	0.01	64	14.93	<0.01	<0.05	3.7

INSPECTORATE
A Bureau Veritas Group Company
#200 - 11620 Horseshoe Way
Richmond, BC V7A 4V5 Canada

Certificate of Analysis

12-360-08062-01

Brixton Metals Corporation
1411-409 Granville Street
Vancouver, BC V6C 1T2

		P	Pb	Rb	Re	S	Sb	Sc	Se	Sn	Sr	Ta	Te	Th	Ti
		50-AR-UT	50-AR-UT	50-AR-UT	50-AR-UT	50-AR-UT	50-AR-UT	50-AR-UT	50-AR-UT	50-AR-UT	50-AR-UT	50-AR-UT	50-AR-UT	50-AR-UT	50-AR-UT
Sample	Sample	ppm	ppm	ppm	ppm	%	ppm	ppm	ppm	ppm	ppm	ppm	ppm	ppm	%
Description	Type	5	0.2	0.1	0.01	0.01	0.05	0.1	0.2	0.2	0.2	0.01	0.01	0.2	0.005
RS12-0001	Rock	99	321.9	4.4	<0.01	0.72	8.11	0.4	<0.2	0.2	18.0	<0.01	0.02	1.3	<0.005

INSPECTORATE
A Bureau Veritas Group Company
#200 - 11620 Horseshoe Way
Richmond, BC V7A 4V5 Canada

Certificate of Analysis

12-360-08062-01

Brixton Metals Corporation
1411-409 Granville Street
Vancouver, BC V6C 1T2

Sample Description	Sample Type	Tl 50-AR-UT ppm 0.05	U 50-AR-UT ppm 0.05	V 50-AR-UT ppm 1	W 50-AR-UT ppm 0.05	Y 50-AR-UT ppm 0.05	Zn 50-AR-UT ppm 1	Zr 50-AR-UT ppm 0.5
RS12-0001	Rock	0.13	4.69	<1	0.19	1.20	243	5.5

INSPECTORATE
A Bureau Veritas Group Company
#200 - 11620 Horseshoe Way
Richmond, BC V7A 4V5 Canada

Certificate of Analysis

12-360-08062-01

Brixton Metals Corporation
1411-409 Granville Street
Vancouver, BC V6C 1T2

Sample Description	Sample Type	Au Au-1AT-AA ppm 0.005	Ag 50-AR-UT ppm 0.01	Ce 50-AR-UT ppm 0.02	Hf 50-AR-UT ppm 0.02	La 50-AR-UT ppm 0.2	Al 50-AR-UT % 0.01	As 50-AR-UT ppm 0.1	Ba 50-AR-UT ppm 5	Be 50-AR-UT ppm 0.05	Bi 50-AR-UT ppm 0.01	Ca 50-AR-UT % 0.01	Cd 50-AR-UT ppm 0.01	Co 50-AR-UT ppm 0.1	Cr 50-AR-UT ppm 1
RS12-0001	Rock		0.86	2.30	0.21	1.1	0.17	367.1	35	0.31	0.29	0.06	1.64	2.3	102
RS12-0001 Dup			0.83	2.48	0.21	1.2	0.17	375.7	33	0.29	0.30	0.07	1.65	2.3	105
QCV1210-02199-0002-BLK			0.02	<0.02	<0.02	<0.2	<0.01	0.2	<5	<0.05	<0.01	<0.01	<0.01	<0.1	<1
STD-Oreas501 expected			0.70	62.00	0.70	29.0	2.20	17.0			1.50	1.40	0.40	13.0	88
STD-Oreas501 result			0.84	60.47	0.42	30.2	2.08	19.5			1.72	1.37	0.19	14.2	91
RS12-0001	Rock	0.029													
RS12-0001 Dup		0.029													
QCV1210-02200-0002-BLK		<0.005													
STD-OxF100 expected		0.804													
STD-OxF100 result		0.785													

INSPECTORATE
A Bureau Veritas Group Company
#200 - 11620 Horseshoe Way
Richmond, BC V7A 4V5 Canada

Certificate of Analysis

12-360-08062-01

Brixton Metals Corporation
1411-409 Granville Street
Vancouver, BC V6C 1T2

Sample Description	Sample Type	Cs 50-AR-UT ppm 0.05	Cu 50-AR-UT ppm 0.2	Fe 50-AR-UT % 0.01	Ga 50-AR-UT ppm 0.05	Ge 50-AR-UT ppm 0.05	In 50-AR-UT ppm 0.01	K 50-AR-UT % 0.01	Li 50-AR-UT ppm 0.1	Mg 50-AR-UT % 0.01	Mn 50-AR-UT ppm 1	Mo 50-AR-UT ppm 0.05	Na 50-AR-UT % 0.01	Nb 50-AR-UT ppm 0.05	Ni 50-AR-UT ppm 0.2
RS12-0001	Rock	2.83	7.4	0.98	0.54	<0.05	0.03	0.08	0.5	0.01	64	14.93	<0.01	<0.05	3.7
RS12-0001 Dup		2.93	7.6	0.99	0.57	<0.05	0.03	0.08	0.5	0.01	66	15.17	<0.01	<0.05	3.9
QCV1210-02199-0002-BLK		<0.05	<0.2	<0.01	<0.05	<0.05	<0.01	<0.01	<0.1	<0.01	<1	<0.05	<0.01	<0.05	<0.2
STD-Oreas501 expected			2670.0	4.10	13.00			1.20	31.0	1.30	400	57.70			
STD-Oreas501 result			2697.3	3.84	9.91			1.20	27.6	1.28	386	51.31			
STD-OxF100 expected															
STD-OxF100 result															

INSPECTORATE
A Bureau Veritas Group Company
#200 - 11620 Horseshoe Way
Richmond, BC V7A 4V5 Canada

Certificate of Analysis

12-360-08062-01

Brixton Metals Corporation
1411-409 Granville Street
Vancouver, BC V6C 1T2

Sample Description	Sample Type	P 50-AR-UT ppm 5	Pb 50-AR-UT ppm 0.2	Rb 50-AR-UT ppm 0.1	Re 50-AR-UT ppm 0.01	S 50-AR-UT % 0.01	Sb 50-AR-UT ppm 0.05	Sc 50-AR-UT ppm 0.1	Se 50-AR-UT ppm 0.2	Sn 50-AR-UT ppm 0.2	Sr 50-AR-UT ppm 0.2	Ta 50-AR-UT ppm 0.01	Te 50-AR-UT ppm 0.01	Th 50-AR-UT ppm 0.2	Ti 50-AR-UT % 0.005
RS12-0001	Rock	99	321.9	4.4	<0.01	0.72	8.11	0.4	<0.2	0.2	18.0	<0.01	0.02	1.3	<0.005
RS12-0001 Dup		103	342.7	4.3	<0.01	0.72	8.23	0.4	<0.2	0.2	18.2	<0.01	<0.01	1.4	<0.005
QCV1210-02199-0002-BLK		<5	<0.2	<0.1	<0.01	<0.01	<0.05	<0.1	<0.2	<0.2	<0.2	<0.01	<0.01	<0.2	<0.005
STD-Oreas501 expected			9.5	127.0		0.36	0.30	7.3		4.8	63.0			17.0	
STD-Oreas501 result			12.3	124.8		0.33	0.34	6.8		4.8	60.3			19.0	
STD-OxF100 expected															
STD-OxF100 result															

INSPECTORATE
A Bureau Veritas Group Company
#200 - 11620 Horseshoe Way
Richmond, BC V7A 4V5 Canada

Certificate of Analysis

12-360-08062-01

Brixton Metals Corporation
1411-409 Granville Street
Vancouver, BC V6C 1T2

Sample Description	Sample Type	Tl 50-AR-UT ppm 0.05	U 50-AR-UT ppm 0.05	V 50-AR-UT ppm 1	W 50-AR-UT ppm 0.05	Y 50-AR-UT ppm 0.05	Zn 50-AR-UT ppm 1	Zr 50-AR-UT ppm 0.5
RS12-0001	Rock	0.13	4.69	<1	0.19	1.20	243	5.5
RS12-0001 Dup		0.13	5.18	<1	0.21	1.22	247	5.6
QCV1210-02199-0002-BLK		<0.05	<0.05	<1	<0.05	<0.05	<1	<0.5
STD-Oreas501 expected			4.60	103	2.70	16.00	85	12.0
STD-Oreas501 result			4.47	99	2.14	16.87	84	8.7
STD-OxF100 expected								
STD-OxF100 result								

Appendix F: Quality Control / Quality Assurance

Brixton Metals Corporation - Thorn Project Quality Assurance and Quality Control Report on Analytical Results for Phase One Drill Holes THN12-65 to THN12-74

Caroline Vallat, P.Geo.

GeoSpark Consulting Inc.

1/2/2012

Contents

Introduction 3

Inferred Precision 3

Figure 1 - Scatter Plot of Duplicate Pairs - Au ppm 4

Figure 2 - Thompson Howarth Precision Versus Concentration (THPVC) For Duplicate Pairs - Au ppm 5

Figure 3 - Scatter Plot of Duplicate Pairs - Ag ppm 6

Figure 4 - THPVC of Duplicate Pairs - Ag ppm 6

Figure 5 - Scatter Plot of Silver Pairs Using ICP (Results Below 100 ppm) - Ag ppm 7

Figure 6 - THPVC For Silver Pairs Using ICP (Results Below 100 ppm) - Ag ppm 8

Blanks 8

Figure 7 - Control Chart - Au ppm on Blank Material 9

Figure 8 - Control Chart - Ag ppm on Blank Material 10

Standards 10

Figure 9 - Control Chart - Au ppm on Standard Material 11

Figure 10 - Control Chart - Ag ppm on Standard Material 12

Figure 11 - Standard Ag ppm Using Test Control Limits with Gravimetric Finish 13

Figure 12 - Control Chart - Ag ppm on Standard Material Using Calculated Expected Values 14

Bias 14

Table 1 - Check Sample Results Compared to Primary Sample Results 15

Figure 13 - Scatter Plot of Check Sample Pairs - Au ppm 16

Figure 14 - Scatter Plot of Check Sample Pairs - Ag ppm 17

Figure 15 - Difference Chart of Check Sample Pairs - Au ppm 18

Figure 16 - Difference Chart of Check Sample Pairs - Ag ppm 19

Summary of Bias Review 19

Table 2 - Summary of Bias Review 19

Summary and Conclusion 20

Introduction

The Thorn Project Phase 1 analytical results related to thirteen drill holes identified as THN12-62 through THN12-74 have been reviewed in detail for inferred precision and accuracy using field duplicate sample pairs, standards and blanks as a basis for the review.

GeoSpark Consulting Inc. (GeoSpark) has been obtained by Brixton Metals Corporation (Brixton) for this independent quality assurance and quality control (QAQC) review. Caroline Vallat, P.Geo. of GeoSpark Consulting Inc. has performed the QAQC review and authored this document.

There were 976 primary samples submitted to AGAT Laboratories (AGAT) of Mississauga, Ontario. Along with the primary samples there were 52 field duplicate samples, 54 blank samples, and 50 standards submitted to the lab for QAQC purposes. With approximately five percent relative to the total number of primary samples, the QAQC samples are sufficient to represent the quality of the results.

This QAQC report serves to infer the precision of the analytical results through review of field duplicate sample pair results reported by the lab.

Standards and blanks inserted throughout the drill program will be reviewed and the accuracy of the analytical results reported will be inferred.

The gold and silver concentrations reported will be reviewed in order to infer the quality for the main elements of interest for the project.

The samples were analyzed for gold using fire assay with ICP finish described by the lab as *"Fire Assay - Trace Au, ICP-OES finish"*.

The samples were analyzed for silver and 46 additional elements using an aqua regia digest with ICP finish. Gold and silver over-limits were analyzed by lead fusion fire assay with gravimetric finish. The lab describes the method as *"Aqua Regia Digest - Metals Package, ICP-OES finish".*

Inferred Precision

The correlation with the mineral concentrations reported for duplicate pairs can be reviewed within scatter plots. The deviation from an exact match is gauged by the plotting of limit lines on the scatter plots. The following scatter plots have ten, twenty, and thirty percent limits; the thirty percent limits should be considered to define the acceptable limit of precision within the results.

In addition to review within scatter plots, a statistical overview of the results can be useful. The Thompson-Howarth Precision Versus Concentration (THPVC) plots group the data pair correlations to display the precision percent or variation from the ideal for the sample pair.

Following are scatter plots and THPVC plots with applicable discussion related to the gold and silver results reported by AGAT.

Figure 1 - Scatter Plot of Duplicate Pairs - Au ppm

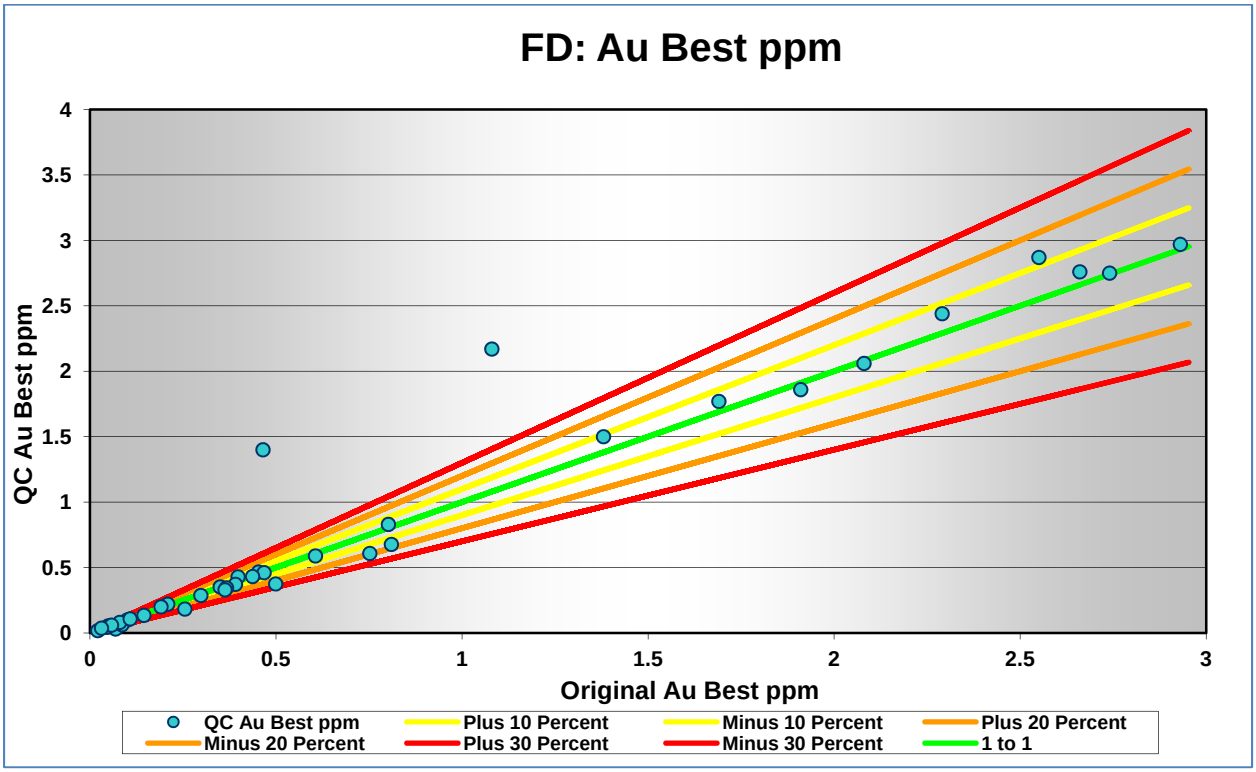

The scatter plot shows that the majority of sample pairs correlate within twenty percent from one another. This infers that there is an overall acceptable level of precision in the primary sample gold concentrations reported.

Figure 2 - Thompson Howarth Precision Versus Concentration (THPVC) For Duplicate Pairs - Au ppm

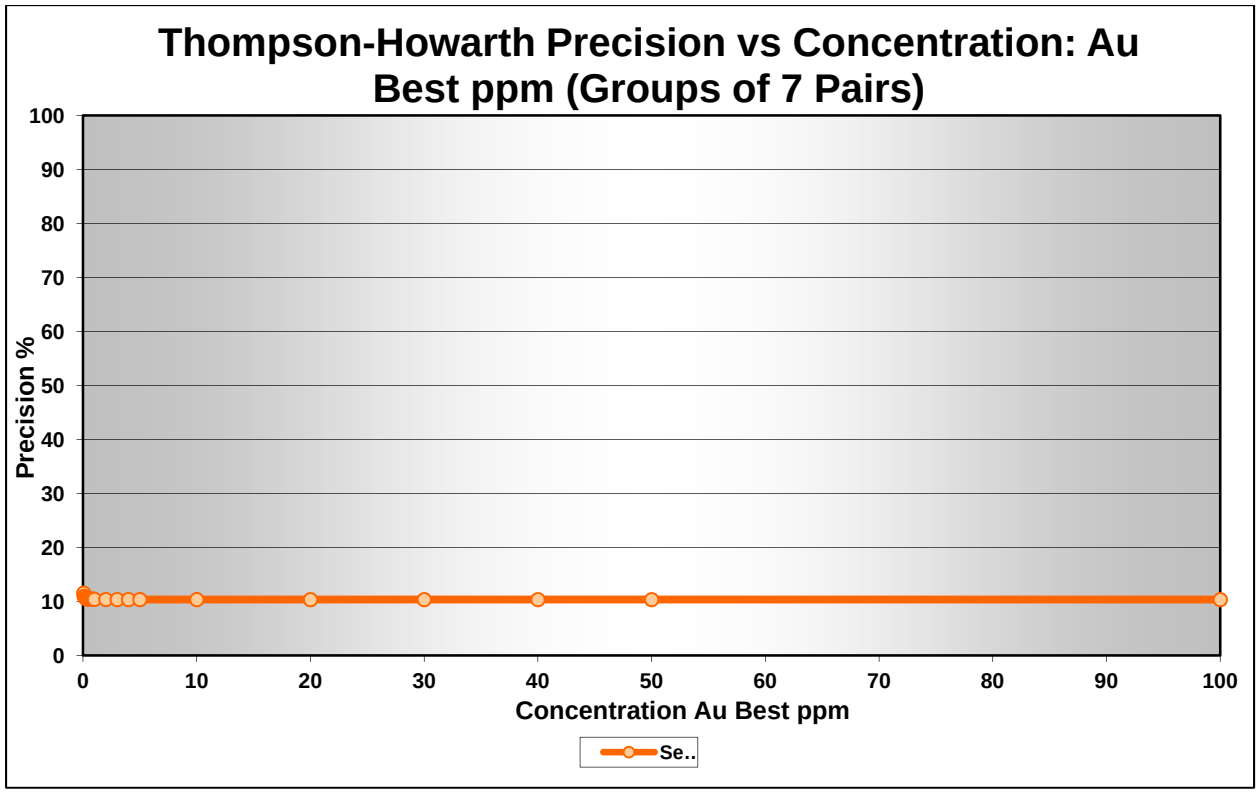

Statistically grouped analytical pairs correlate at near ten precision percent, which infers an overall strong correlation and precision within the results.

Figure 3 - Scatter Plot of Duplicate Pairs - Ag ppm

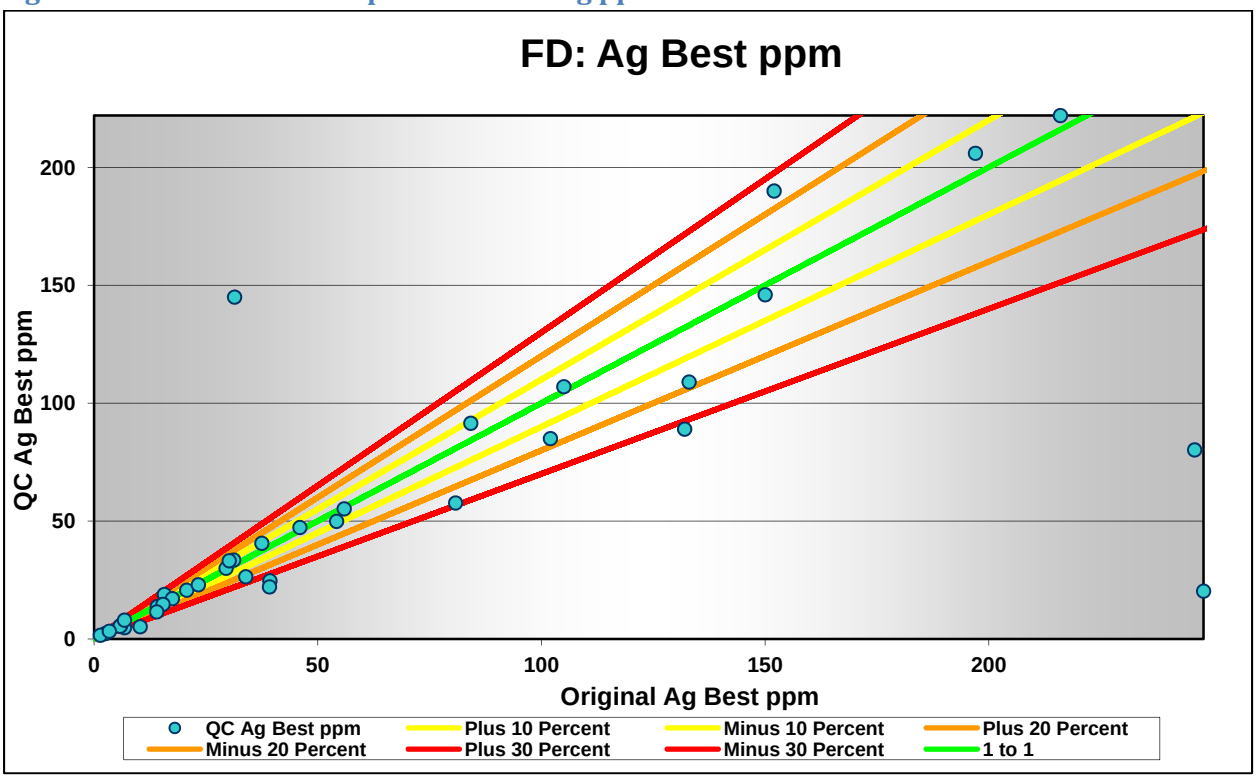

A moderate precision is inferred for the silver results in the above scatter plot.

Figure 4 - THPVC of Duplicate Pairs - Ag ppm

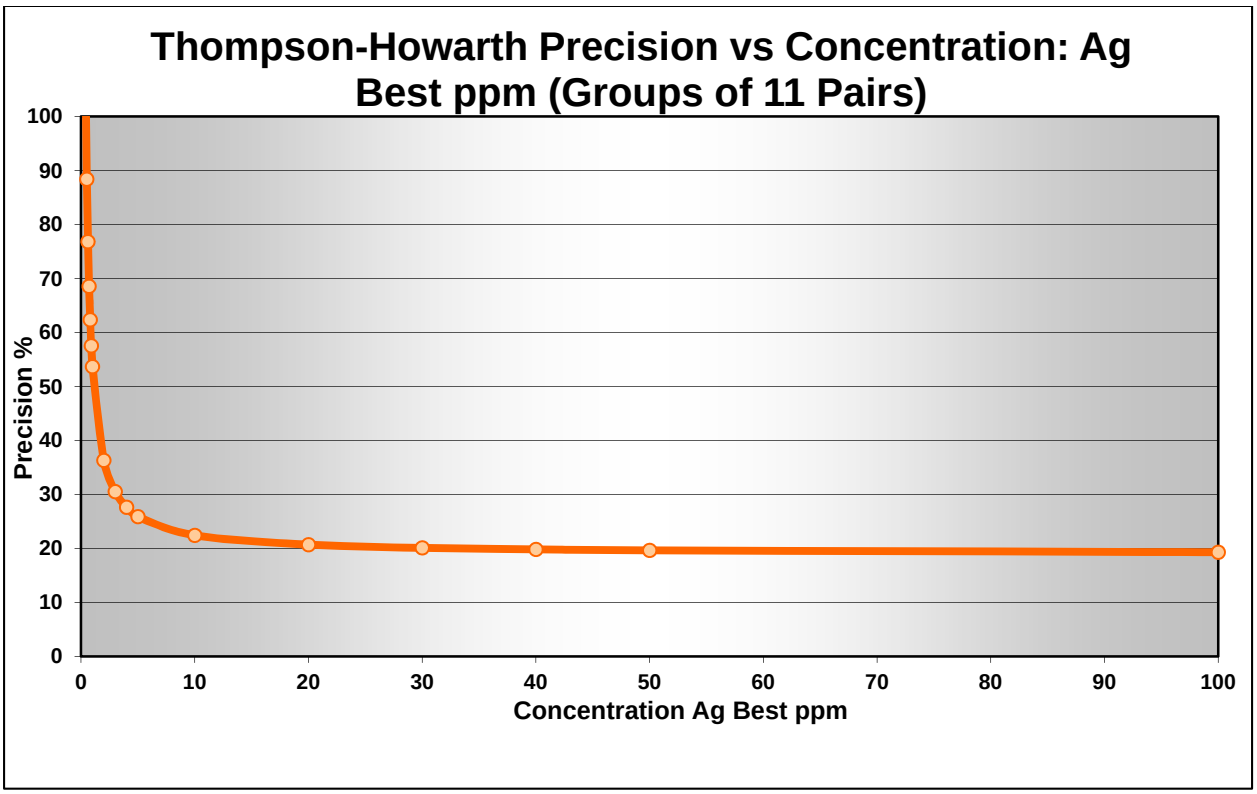

With all of the silver duplicate pairs considered using the THPVC approach, there is a poor to moderate overall correlation inferred for the results as a whole. It is important to consider the analytical methods used as well as the analytical grades reported. 687 of the 976 primary samples reported upon were indicated to have less than 100 ppm silver. The overall average (using half detection limit on two applicable samples) for all the samples is 88.9 ppm.

For this review, the author will also review the correlation within the duplicate pairs reported at less than 100 ppm Ag, corresponding with the ICP analytical method used.

Figure 5 - Scatter Plot of Silver Pairs Using ICP (Results Below 100 ppm) - Ag ppm

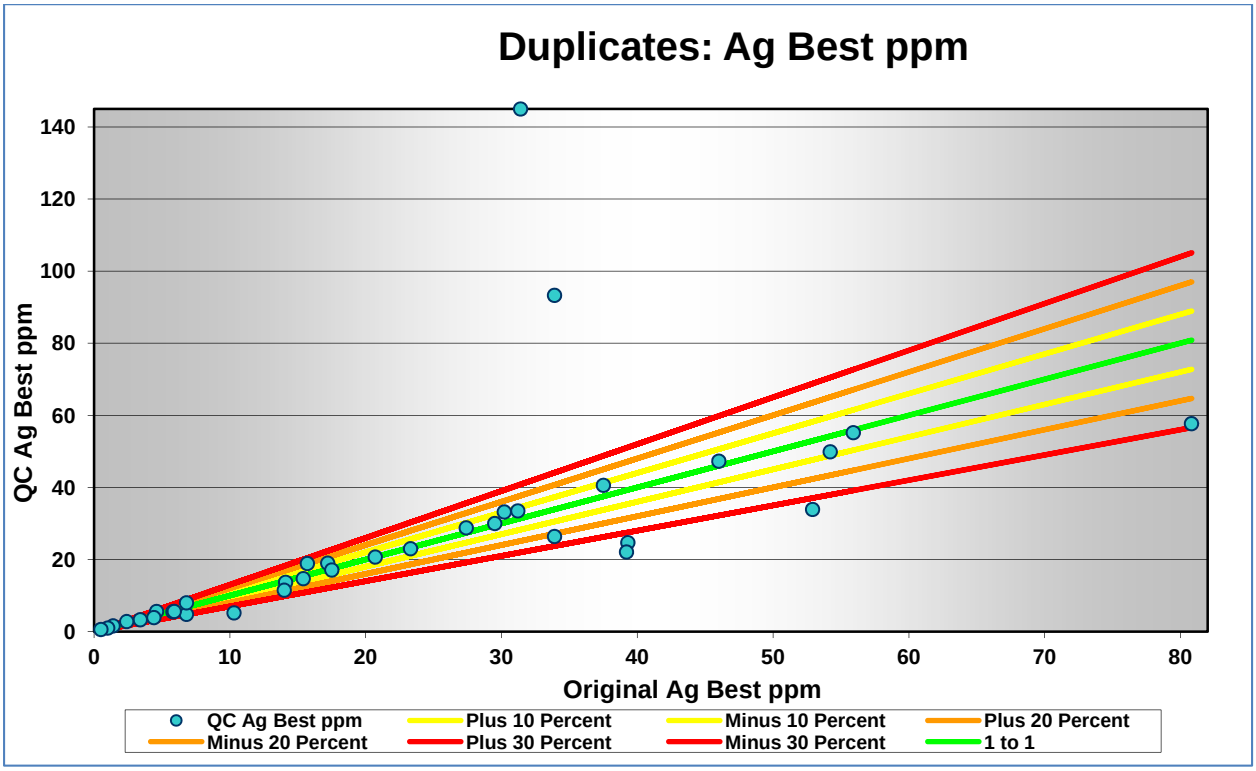

Figure 6 - THPVC For Silver Pairs Using ICP (Results Below 100 ppm) - Ag ppm

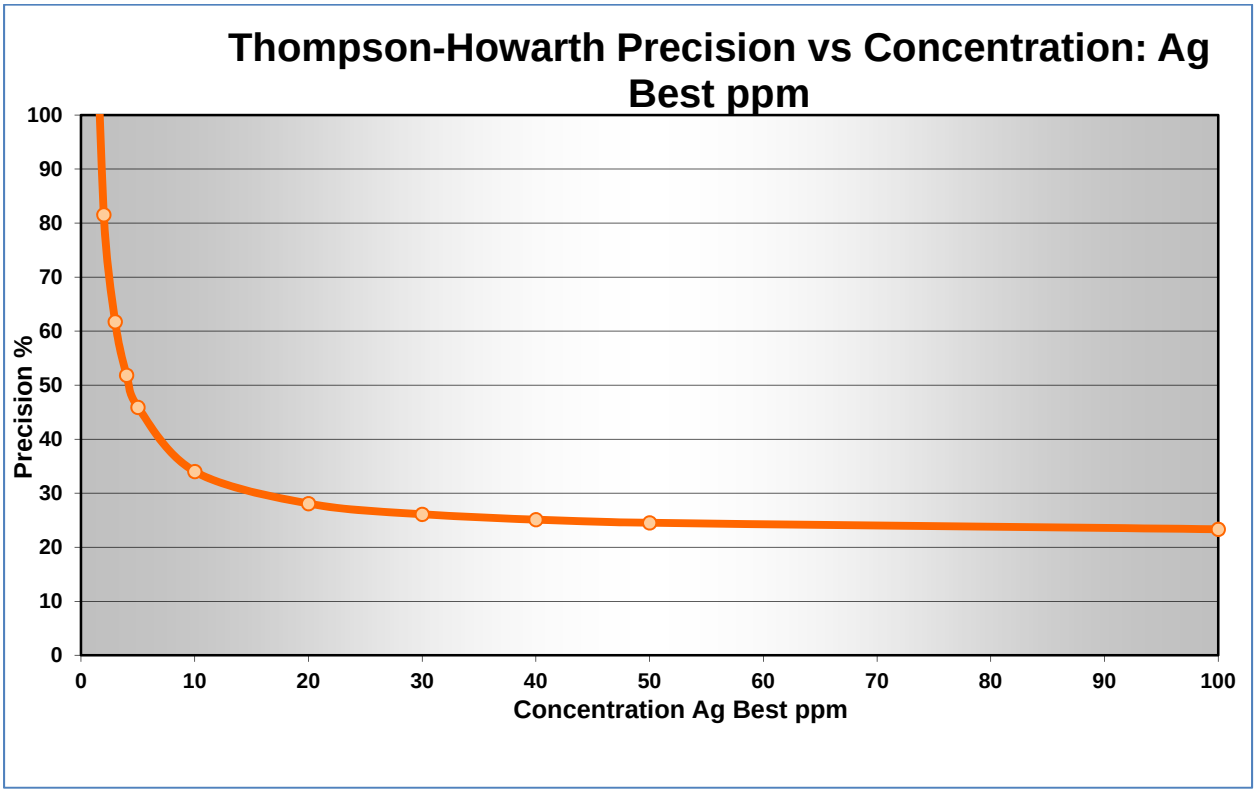

The scatter plot for the silver pairs less than 100 ppm show moderate correlation and the precision percent is at approximately 25 percent.

A moderate correlation is defined for the duplicate pairs reported in the less than 100 ppm silver category.

Overall satisfactory precision can be inferred for the silver concentrations reported using the ICP analytical method.

Furthermore, the over limit silver results reported by AGAT as analyzed using the fire assay with gravimetric finish are inferred to have moderate precision using these statistical review techniques.

Further review of each individual certificate will occur in order to make a final statement on the inferred precision for the results reported by AGAT.

Blanks

Blank samples can serve to define where there were potential local contamination or instrumentation issues. Additionally, the blank samples are a measure of the accuracy for the analytical results at low concentrations because it is known that the results will be at very low concentrations.

The blank material used for this exploration program was barren lava stone. The author feels that this is a good source for the blank material with very unlikely mineralization and the coarse nature enforcing good cleaning of the instrumentation.

For the control charts, the blank calculated means and standard deviations were used to define the limits. Results in excess of three standard deviations from the mean values have been considered to be beyond acceptable limits.

Figure 7 - Control Chart - Au ppm on Blank Material

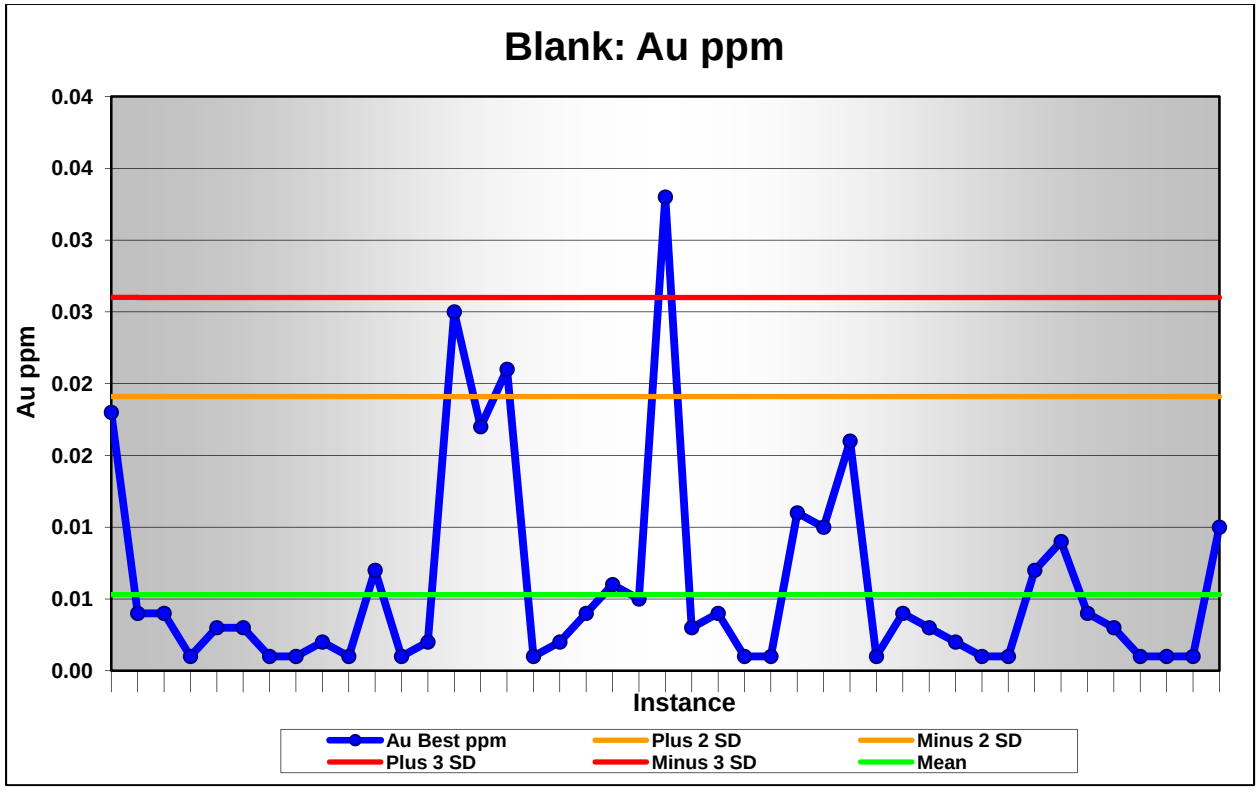

The failed gold instance was found to be within the vicinity of very high grade samples, and so local contamination can be a reasonable assumption. Overall, these results infer good accuracy and that there were no unaccounted for issues with contamination or instrument calibration.

Figure 8 - Control Chart - Ag ppm on Blank Material

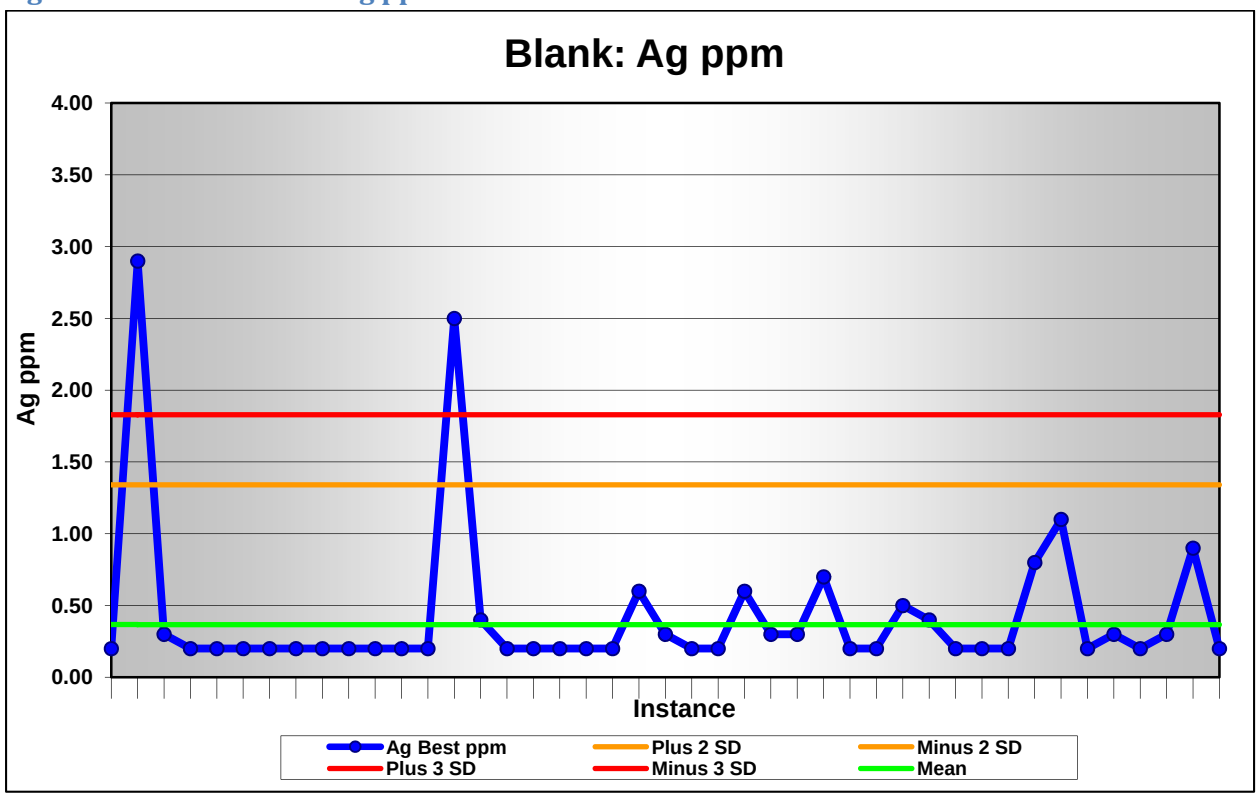

The two silver results in excess of three standard deviations from the calculated mean were further reviewed and it was determined that these were within the vicinity of very high grade samples. The local contamination can be attributed to the nearby high grade samples. In future programs at least one blank should also follow high grade regions to eliminate potential local contamination.

Overall, the review of the blank sample instances has inferred a reasonable level of accuracy within the low grade results and has shown that at these low concentrations there were no major issues with instrument contamination or calibration.

The author recommends that a series of blank samples is analyzed independently to better define the expected values and the expected standard deviation for the blank material.

Standards

For this exploration program, the standard FCM-6, a certified reference material was used. The expected values for the standard were reported by the provider, CDN Resource Laboratories Ltd.

Standard materials serve to infer the overall accuracy for the reported results at the specified mineral concentrations. Additionally, standards are used to monitor for potential contamination or instrumentation issues.

Failed standard instances are defined as results outside of three standard deviations from the expected value for the standard.

Figure 9 - Control Chart - Au ppm on Standard Material

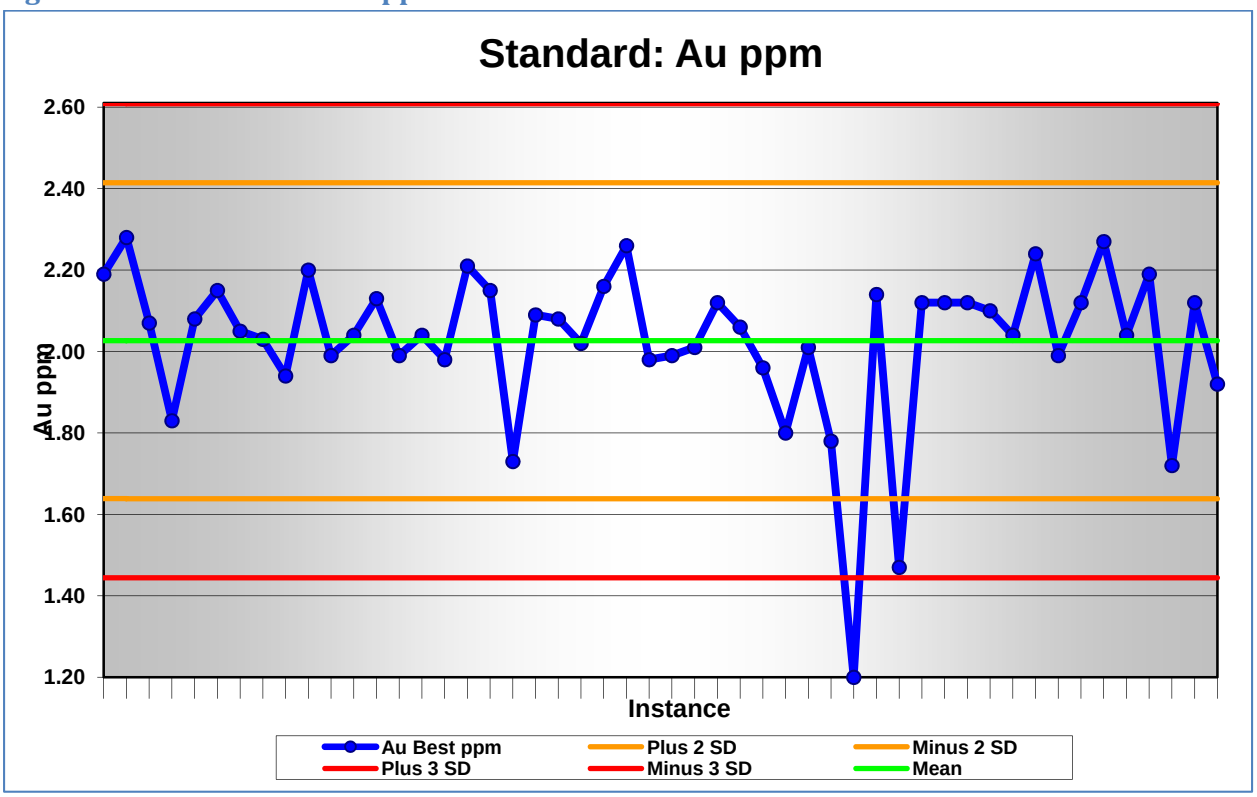

From the 50 total standard instances reported for gold determined by fire assay, there were eight instances that failed the initial review. Rerun of the standard instances as well as the nearby samples resulted in a single failed instance remaining. The rerun analytical results were assigned precedence within the Brixton database.

Therefore an overall passing rate of 98 percent has been achieved.

There is no indication of contamination within the samples.

Overall, a good level of accuracy is inferred for the primary sample gold results in use for the Thorn project.

Figure 10 - Control Chart - Ag ppm on Standard Material

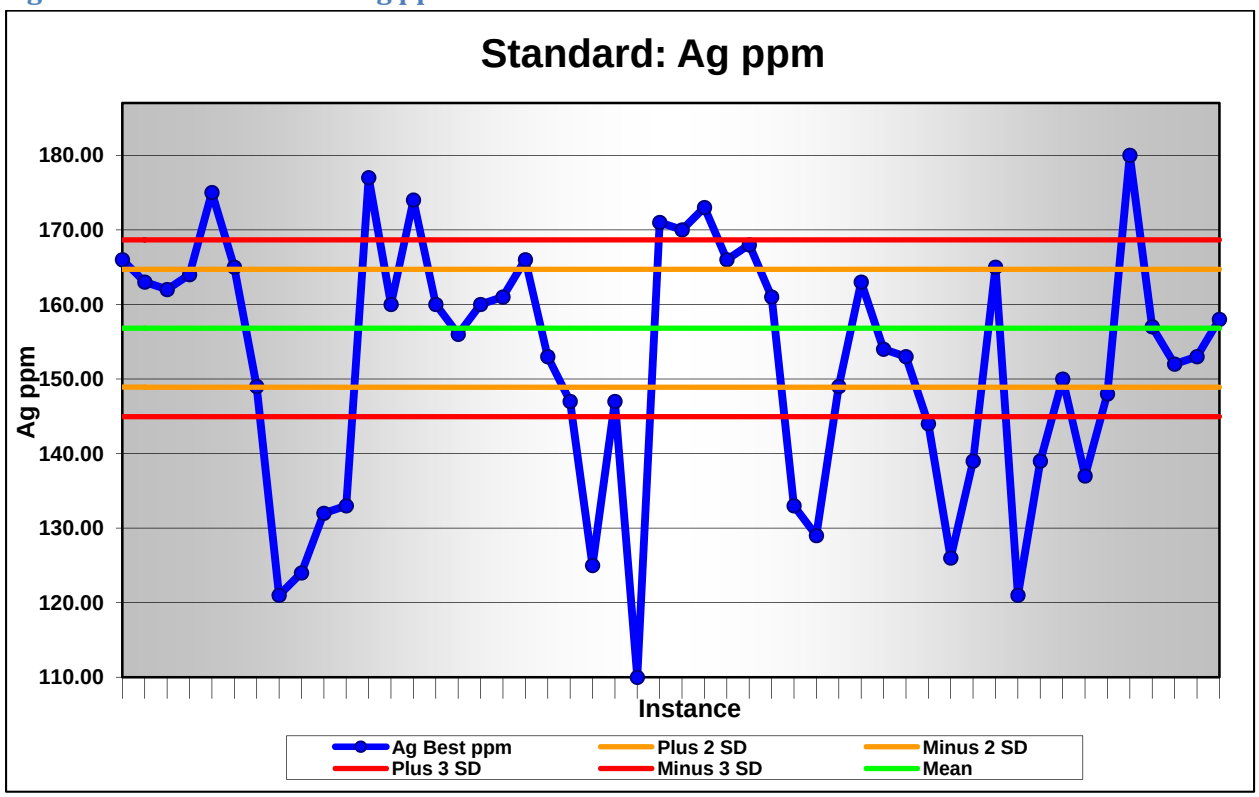

Figure 10 uses the analytical result limits defined by the standard provider as the defining limits for the standard. A large number of the results are outside the defined limits for the standard. This infers that there is poor accuracy within the silver results at these concentrations.

This major lack of strength in the accuracy of the results reported is likely due to a difference in analytical methods used. The reported certified values for the standard are based on a different type of analytical method than was used by AGAT.

The method used by the lab is gravimetric with an ICP finish, yet the standard expected results are from 4-acid digestion with an ICP or atomic absorption finish.

Compared to the expected limits, the results are more often reported less than the defined silver grades. The calculated average of all the standard results for silver is 152.18, which is 4.62 ppm less than the defined mean (expected value) for the standard.

The expected results reported for the standard using the four acid digestion are more tightly focused near the expected mean and the standard deviation is reported to be much less. It may be that for this standard material the four acid method is better than the gravimetric.

Initial review of these assays resulted in a test of the standard material at the now in use analytical lab (ALS) using the same analytical method. The test was on a set of 25 of the standard materials analyzed using the gravimetric finish. The results of the test have been used to define the expected mean and standard deviations acceptable for the standard material.

Figure 11 shows the standard instances under review using these newly defined control limits.

Figure 11 - Standard Ag ppm Using Test Control Limits with Gravimetric Finish

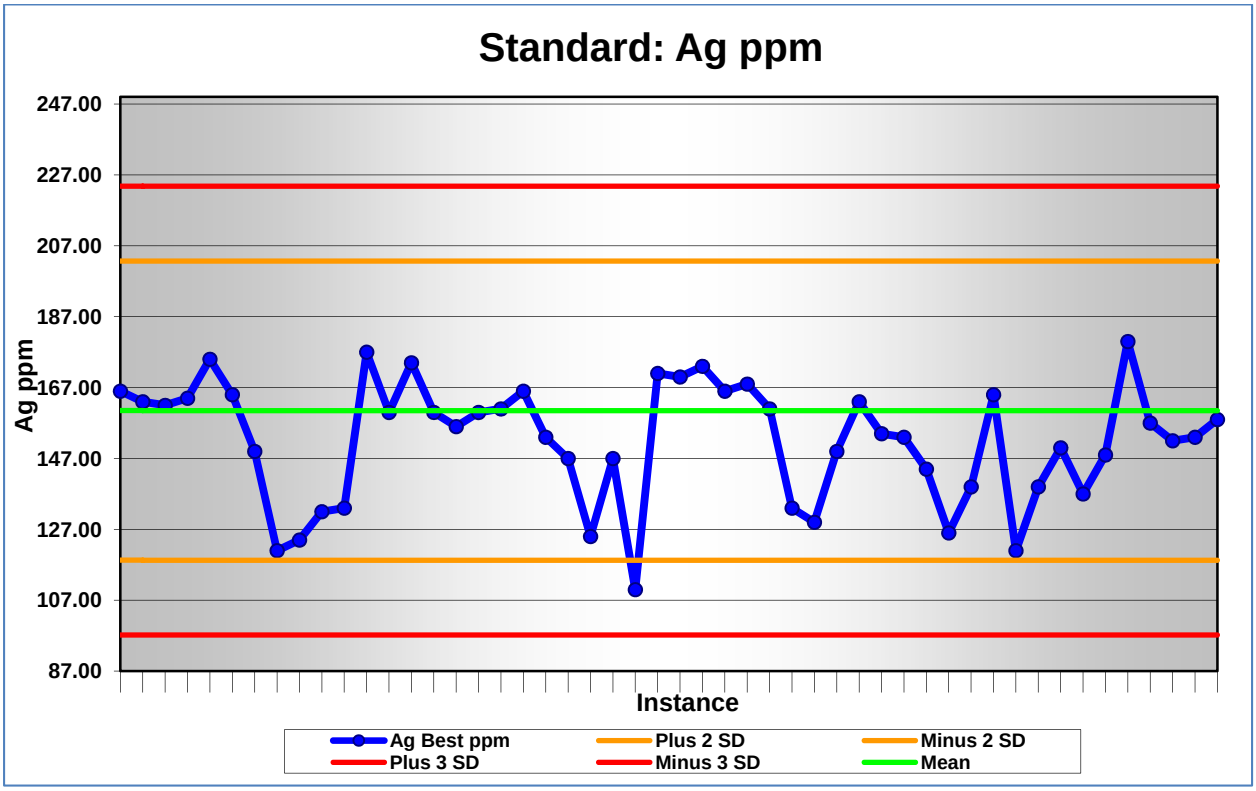

For this report and with the differences in analytical methods considered, the newly defined expected control limits for the standard can be used to infer the accuracy within the analytical certificates.

Figure 12 shows the results within the calculated control limits.

Figure 12 - Control Chart - Ag ppm on Standard Material Using Calculated Expected Values

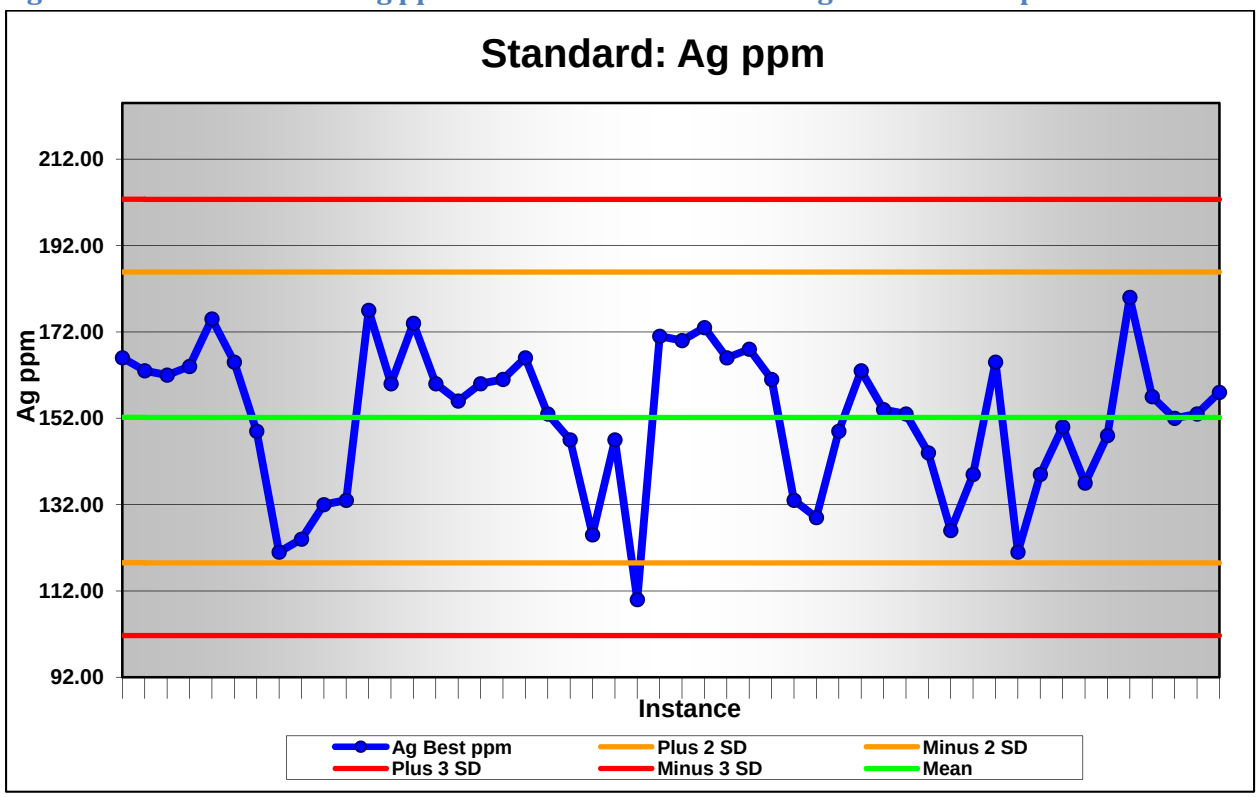

It is the author's opinion that consideration of the difference in analytical methods used to define the acceptable range of values for the standard material is appropriate, and the test limits and calculated limits can be used to define the expected control limits for the standard.

With this in consideration it can be inferred that there is satisfactory accuracy within the reported silver concentrations.

Bias

For Phase 1 of the 2012 program there were a total of 982 primary samples analyzed at AGAT Laboratories using ICP-OES (inductively coupled plasma optical emission spectrometry) on 45 elements including silver. Silver results greater than 100 ppm were analyzed using a fire assay with gravimetric finish. Gold was analyzed using fire assay with an ICP-OES finish.

A representative set of samples was selected from the primary sample list using a statistical organization of the analytical results into percentile ranges. A random selection of six percent of samples was selected and these samples were sent for secondary analysis at Inspectorate analytical lab. 61 sample pulps were sent to Inspectorate and the samples were analyzed using similar methods. The gold was analyzed using a fire assay with atomic absorption finish, the silver was analyzed using ultra trace level ICPMS *(*Inductively coupled plasma mass spectrometry) and for high grade samples four acid digestion with atomic absorption finish.

This review serves to define the levels of bias in the reported gold and silver concentrations within the primary sample analytical results. Comparison of the primary sample results with the secondary lab check sample results will infer the bias levels.

The check sample analytical results have been reviewed statistically for an indication of bias levels. Table 1 outlines the statistics for the sample sets.

Table 1 - Check Sample Results Compared to Primary Sample Results

	Original	Check Samples	Difference
Average Gold	0.8853	0.8625	-0.0228
Standard Deviation	0.9499	0.9340	-0.0158
Average Silver	108.5377	108.3097	-0.2280
Standard Deviation	142.4084	142.8365	0.4281

The gold and silver results have very similar averages and standard deviations. The statistical review of the results is showing insignificant, minimal levels of bias within the results reported by AGAT compared to the results reported by Inspectorate.

Scatter plots have been generated to show the correlation within the samples and to show if there is any bias indicated within the correlations.

Figure 13 - Scatter Plot of Check Sample Pairs - Au ppm

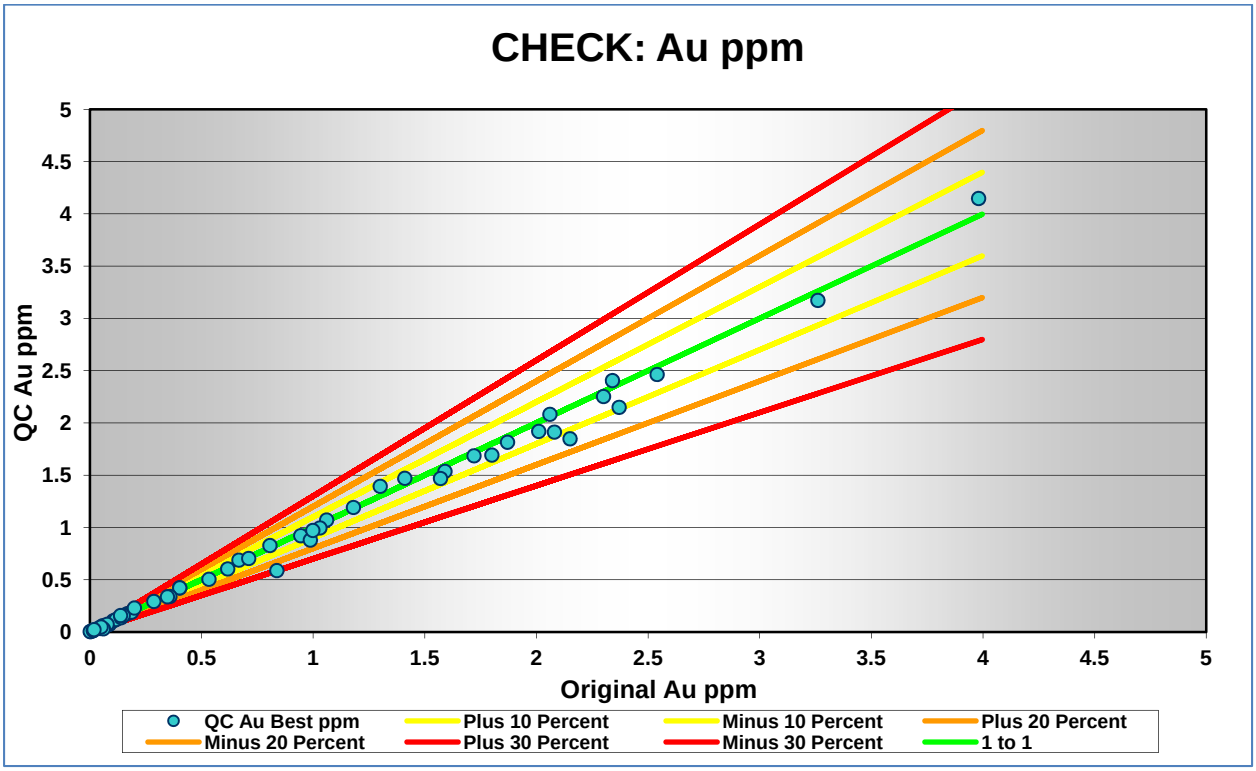

The gold check sample pair data is shown to be strongly correlated within Figure 13. This infers that there is a no significant bias within the primary sample results compared to the secondary check sample results.

Figure 14 - Scatter Plot of Check Sample Pairs - Ag ppm

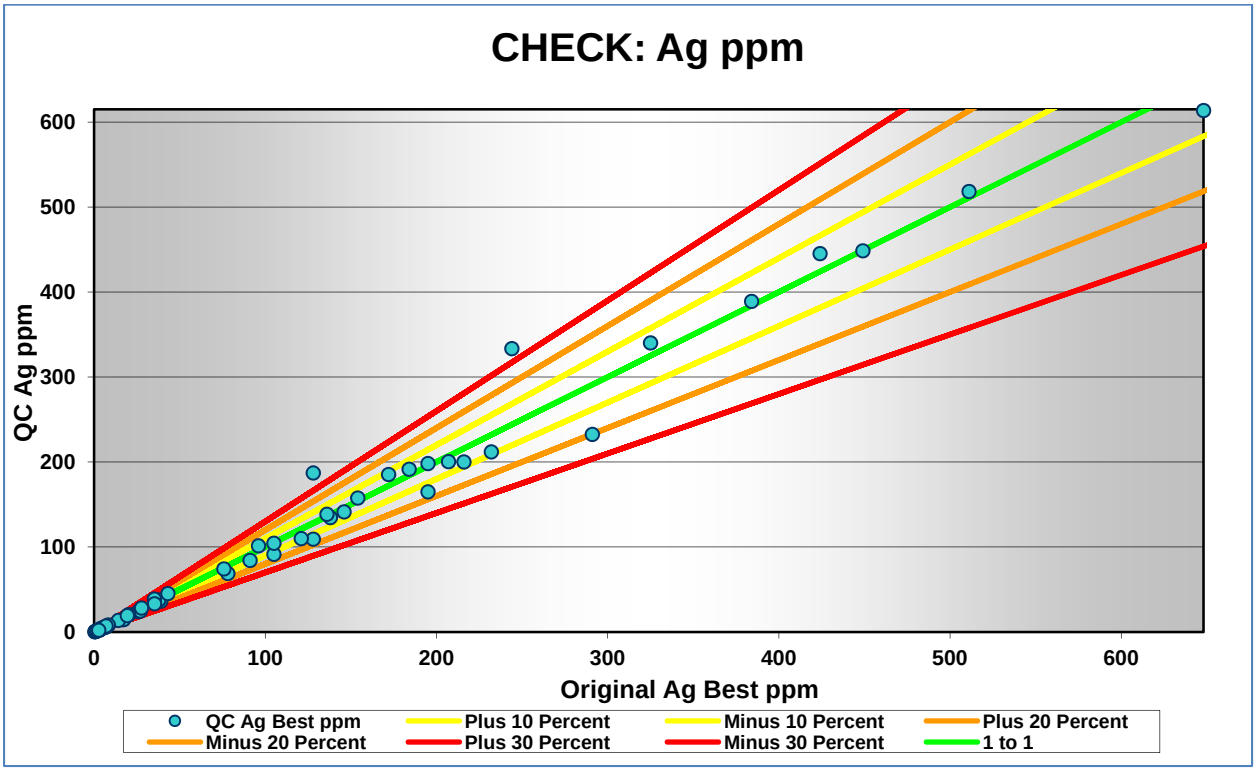

The silver results reported by AGAT are generally well correlated with the results reported by Inspectorate. There are a couple of sample pairs where the check sample results were reported with higher silver concentrations, but overall there is no clear directional bias within the sample pairs.

Difference charts displaying the difference in the results are a direct view of the bias within the samples. The trend lines help to display the overall bias levels.

Figure 15 - Difference Chart of Check Sample Pairs - Au ppm

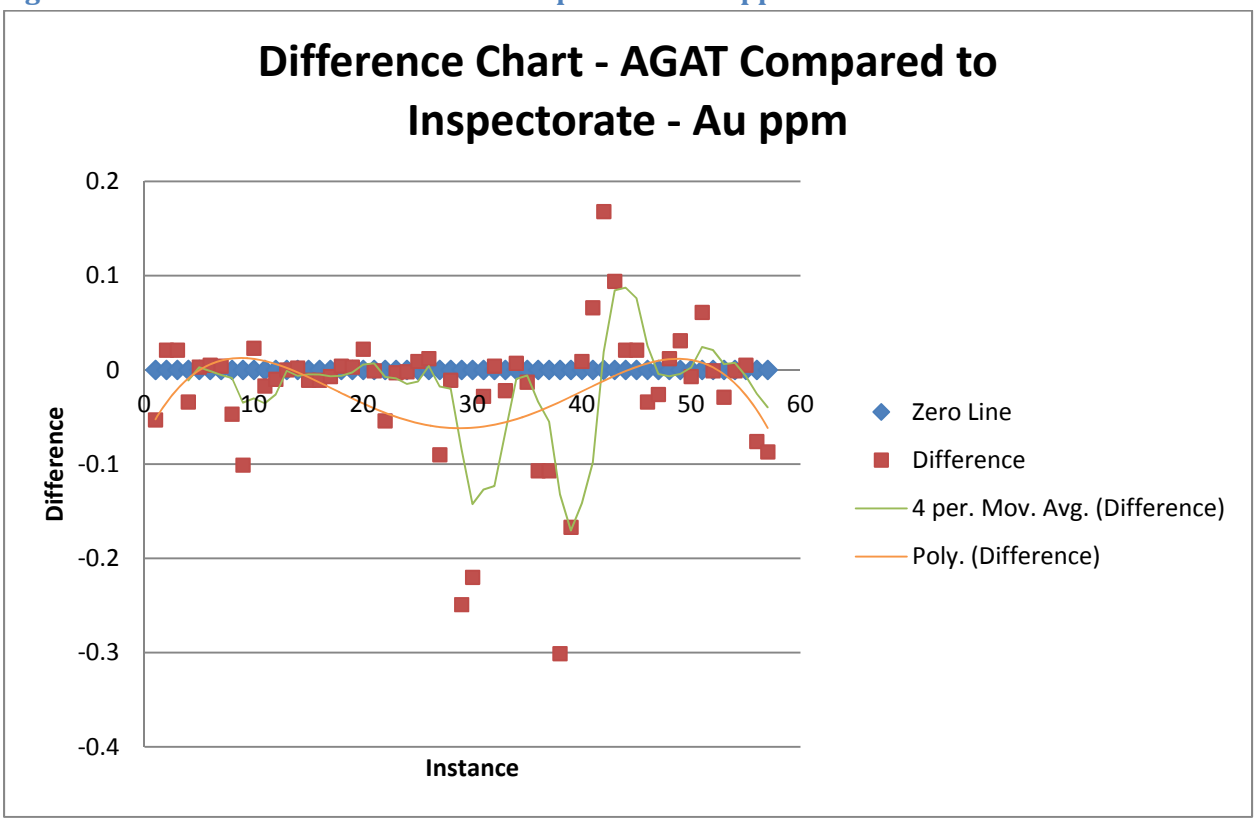

The orange line shows the fourth order polynomial line on the difference in the sample pairs. This line shows that for the gold results there is a fluctuation in reported results; where the results go from being of nearly zero difference to where the original may have been reported very slightly greater at approximately 0.05 ppm greater than the secondary result. The overall impression of the bias is that there may be a low level of positive bias near approximately 0.025 ppm gold in the primary results. Therefore, there is apparently a minimal, insignificant level of positive bias within the primary sample results.

Figure 16 - Difference Chart of Check Sample Pairs - Ag ppm

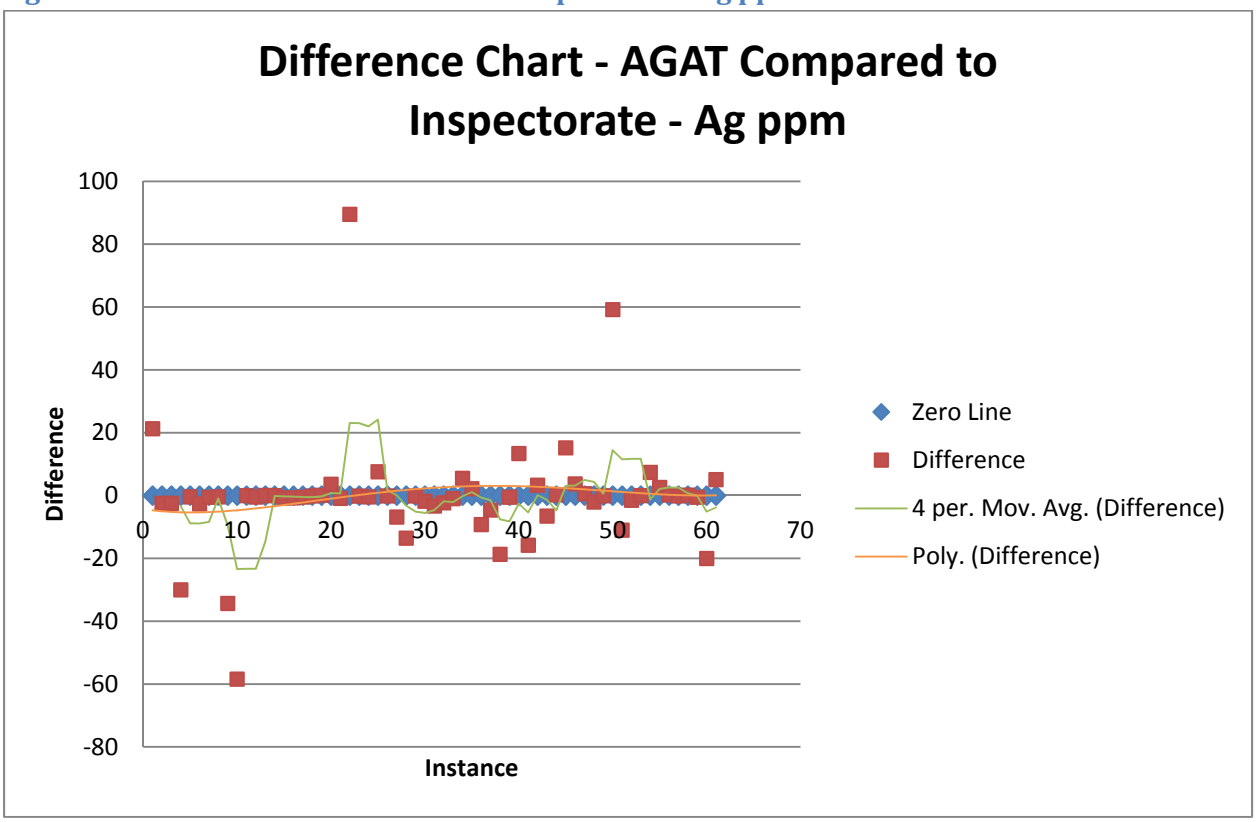

The silver results reported by Inspectorate compared to those reported by AGAT are shown by the trend lines on the difference chart to have very minimal bias and no clear direction of bias.

Summary of Bias Review

Table 2 - Summary of Bias Review

Statistics	Original AGAT	Check Samples Inspectorate	Difference
Average Gold	0.8853	0.8625	-0.0228
Standard Deviation	0.9499	0.9340	-0.0158
Average Silver	108.5377	108.3097	-0.2280
Standard Deviation	142.4084	142.8365	0.4281
Charts	Chart Review Indicates		
Scatter Plot Gold	No significant bias		
Scatter Plot Silver	No significant bias		
Difference Chart Gold	Insignificant level of positive bias (0.025 ppm)		
Difference Chart Silver	No significant bias and no clear direction of bias		

In conclusion, the detailed review of the phase 1 check sample results reported by Inspectorate compared to the original results reported by AGAT has found no significant bias within the results.

Summary and Conclusion

Detailed review of field duplicate pairs has inferred overall satisfactory accuracy within the gold and silver concentrations reported by AGAT.

Initial review found the need to rerun standard instances and samples within the vicinity of the standard instances for eight occurrences of results being reported outside the control limits for gold. The returned rerun results were assigned precedence over the original results and one failed instance remains. The result was 98 percent of the gold standard instances passing the control criteria and strong accuracy has been inferred within the original reported gold concentrations.

The silver control limits for the standard used were defined by the standard provider using a different analytical method than what was used to analyze the primary samples at AGAT. This resulted in some discrepancy within the results; subsequently a set of 25 individual standards were analyzed at ALS using the comparable analytical method. Application of the newly defined control criteria for the standard resulted in overall passing silver results. It is the author's opinion that this review has found an acceptable level of inferred accuracy within the primary sample silver concentrations reported by AGAT.

A representative selection of primary sample pulps was analyzed at the secondary lab Inspectorate and the review of these secondary results compared to the original results has shown that there is no significant bias within the primary sample results.

It is the author's opinion that the primary sample analytical results reported by AGAT have been determined to be of sufficient quality to represent the Thorn project.

Brixton Metals Corporation - Thorn Project Quality Assurance and Quality Control Report for Phase Two Drill Holes THN12-75, THN12-78, and THN12-83

Caroline Vallat, P.Geo.

GeoSpark Consulting Inc.

1/3/2013

Contents

Introduction 3
Inferred Precision 3
Figure 1 - Scatter Plot of Duplicate Pairs - Au ppm 4
Figure 2 - Scatter Plot of Duplicate Pairs - Ag ppm 4
Blanks 5
Figure 3 - Control Chart - Au ppm on Blank Material 5
Figure 4 - Control Chart - Ag ppm on Blank Material 6
Table 1 - Failed Blank Instances - Ag ppm 6
Standards 7
Figure 5 - Control Chart - Au ppm on Standard FCM-6 7
Table 2 - Failed Standard Instances - CDN-FCM-6 - Au ppm 7
Figure 6 - Control Chart - Ag ppm on Standard FCM-6 8
Figure 7 - Control Chart - Au ppm on Standard ME-18 9
Figure 8 - Control Chart - Ag ppm on Standard ME-18 9
Conclusion 10

Introduction

This quality assurance and quality control review document is specific to ALS Canada Ltd. analytical results reported for the Thorn Project drill holes THN12-75, THN12-78, and THN12-83.

GeoSpark Consulting Inc. (GeoSpark) has been obtained by Brixton Metals Corporation (Brixton) for this independent quality assurance and quality control (QAQC) review. Caroline Vallat, P.Geo. of GeoSpark Consulting Inc. has performed the QAQC review and authored this document.

There were 287 primary samples submitted to ALS Canada Ltd. (ALS) of Vancouver, British Columbia. Along with the primary samples there were 17 field duplicate samples, 17 blank samples, and 16 standards submitted to the lab for QAQC purposes. With greater than five percent relative to the total number of primary samples, the quantity of QAQC samples are sufficient to represent the quality of the results.

This QAQC report serves to infer the precision of the analytical results through review of field duplicate sample pair results reported by the lab.

Standards and blanks inserted throughout the drill program will be reviewed and the accuracy of the analytical results reported will be inferred.

The gold and silver concentrations reported will be reviewed in order to infer the quality for the main elements of interest for the project.

The samples were analyzed for gold using fire assay with atomic absorption finish. The samples were analyzed for silver and 34 additional elements using an aqua regia digest with ICP finish. Gold, silver, lead, and zinc over limit samples were analyzed using aqua regia digestion with an atomic absorption finish.

Inferred Precision

The correlation with the mineral concentrations reported for duplicate pairs can be reviewed within scatter plots. The deviation from an exact match is gauged by the plotting of limit lines on the scatter plots. The following scatter plots have ten, twenty, and thirty percent limits; the thirty percent limits should be considered to define the acceptable limit of precision within the results.

Following are scatter plots with applicable discussion related to the gold and silver results reported by ALS.

Figure 1 - Scatter Plot of Duplicate Pairs - Au ppm

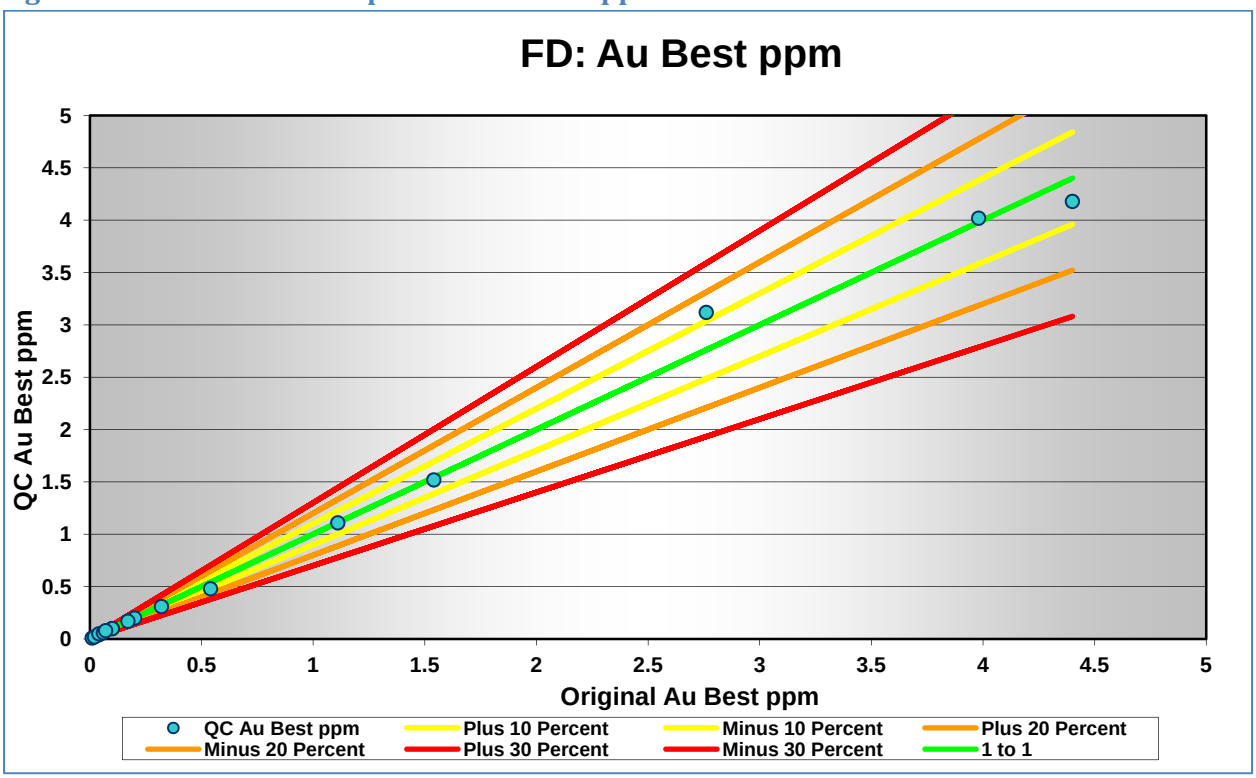

Figure 2 - Scatter Plot of Duplicate Pairs - Ag ppm

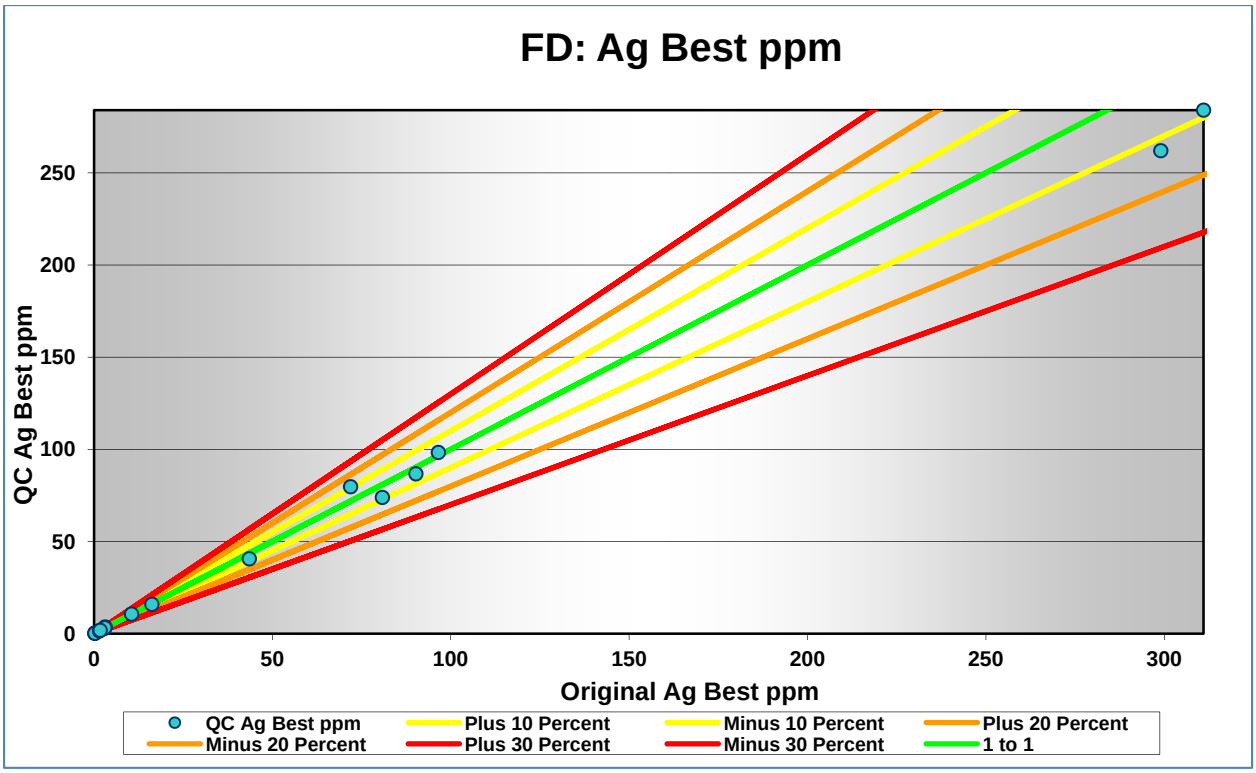

The correlation within the analytical results of analysis for gold and silver has been found to be statistically strong and the scatter plots also show a strong correlation. Therefore, the precision within the field duplicate pairs is inferred to be strong.

Blanks

Blank samples can serve to define where there were potential local contamination or instrumentation issues. Additionally, the blank samples are a measure of the accuracy for the analytical results at low concentrations because it is known that the results will be at very low concentrations.

The blank material used for this exploration program was barren lava stone. The author feels that this is a good source for the blank material with very unlikely mineralization and the coarse nature enforcing good cleaning of the instrumentation.

For the control charts, the blank calculated means and standard deviations were used to define the limits. Results in excess of three standard deviations from the mean values have been considered to be beyond acceptable limits.

Figure 3 - Control Chart - Au ppm on Blank Material

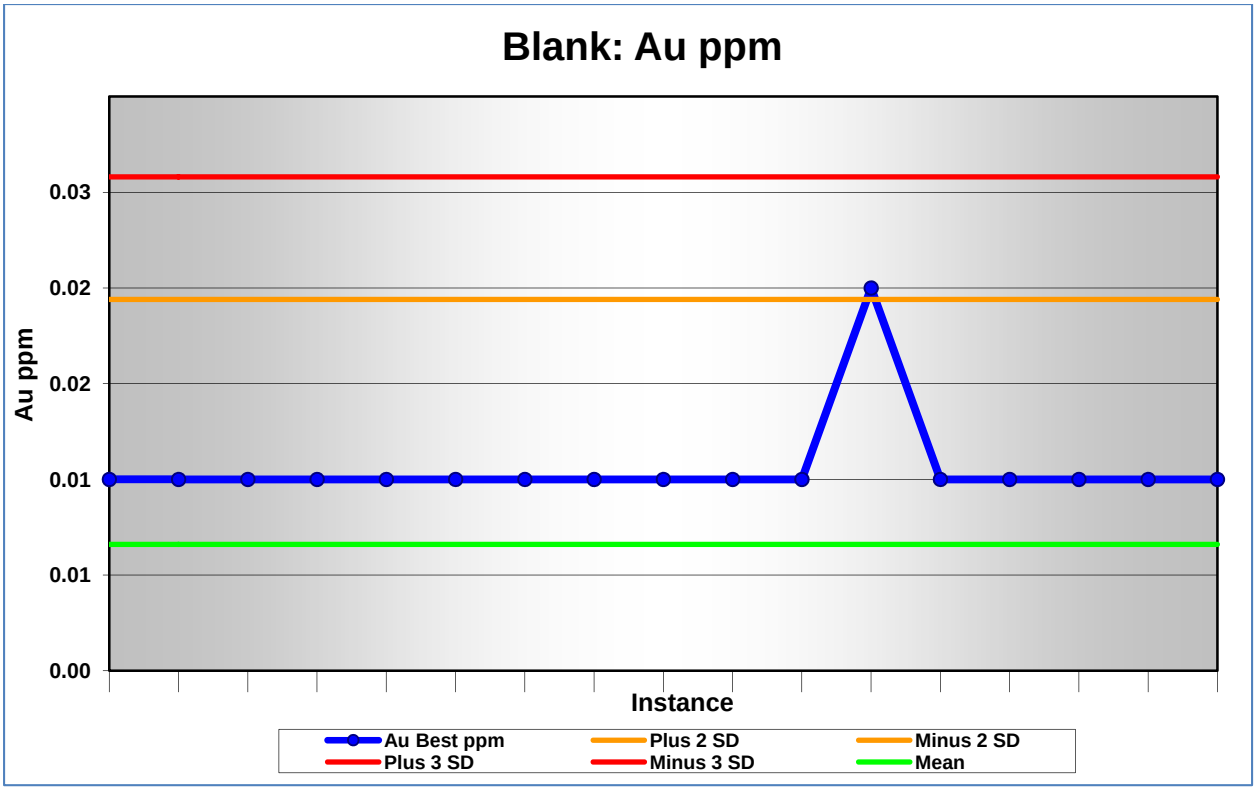

Figure 4 - Control Chart - Ag ppm on Blank Material

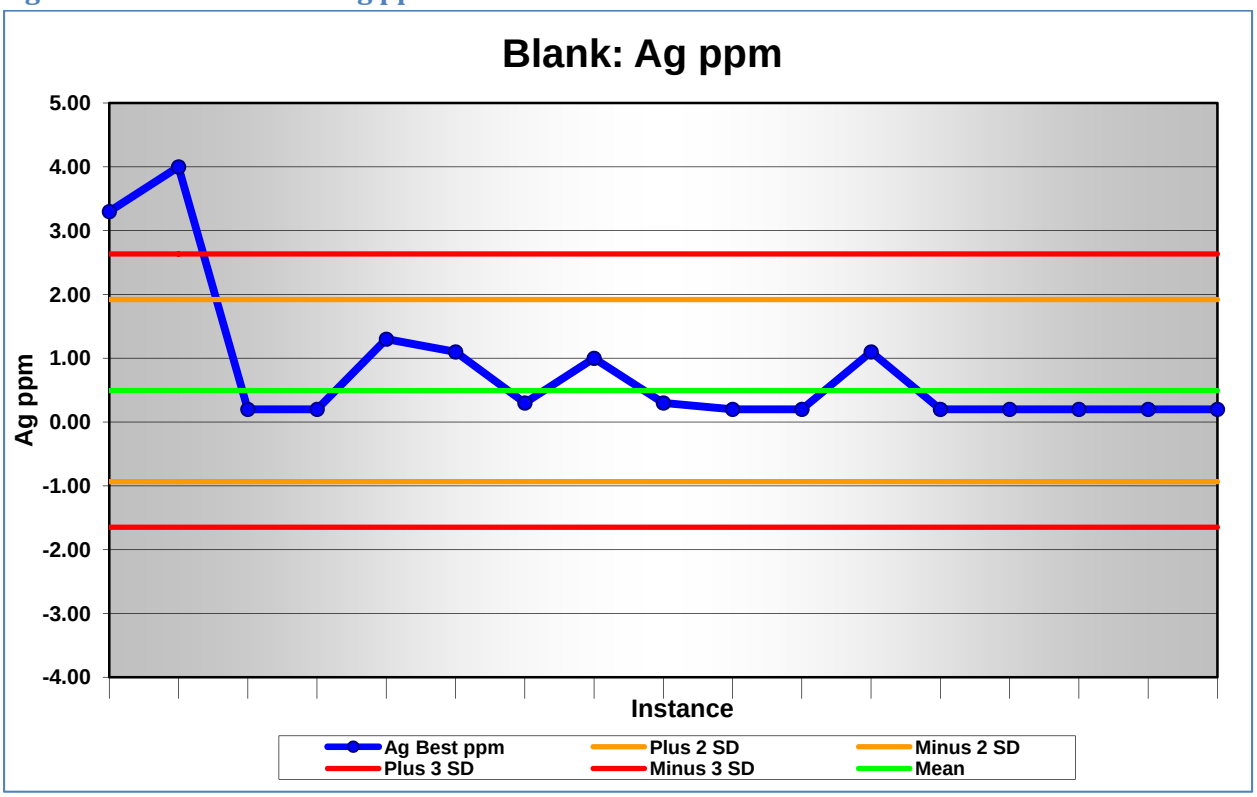

The two silver results in excess of three standard deviations from the calculated mean were further reviewed and it was determined that these were within the vicinity of very high grade samples. The local contamination can likely be attributed to the nearby high grade samples.

Table 1 - Failed Blank Instances - Ag ppm

Failed Blank Instances - Ag ppm						
Hole	**Certificate**	**Sample**	**Standard ID**	**Ag Best ppm**	**Expected**	**Max**
THN12-83	WH12228842 - Finalized	Q000565	Blank	3	0.493	2.6338
THN12-83	WH12228842 - Finalized	Q000604	Blank	4.1	0.493	2.6338

The two failed standard instances were rerun and the results were still returned at greater than the upper control limit. The samples in the vicinity of the failures were also analyzed and therefore local contamination as a function of the high grade mineralization can be inferred.

With fifteen of seventeen instances having been reported within the defined limits for the material, it can be inferred that there is a reasonable level of accuracy within the reported silver concentrations.

Overall, the review of the blank sample instances has inferred good accuracy within the gold results and a satisfactory level of accuracy within the silver results.

It is the author's recommendation that two consecutive blank samples should follow any clear transitions from high grade to low grade sample material in order to eliminate sample contamination in subsequent samples.

Standards

Standard materials serve to infer the overall accuracy for the reported results at the specified mineral concentrations. Additionally, standards are used to monitor for potential contamination or instrumentation issues.

Failed standard instances are defined as results outside of three standard deviations from the expected value for the standard.

Figure 5 - Control Chart - Au ppm on Standard FCM-6

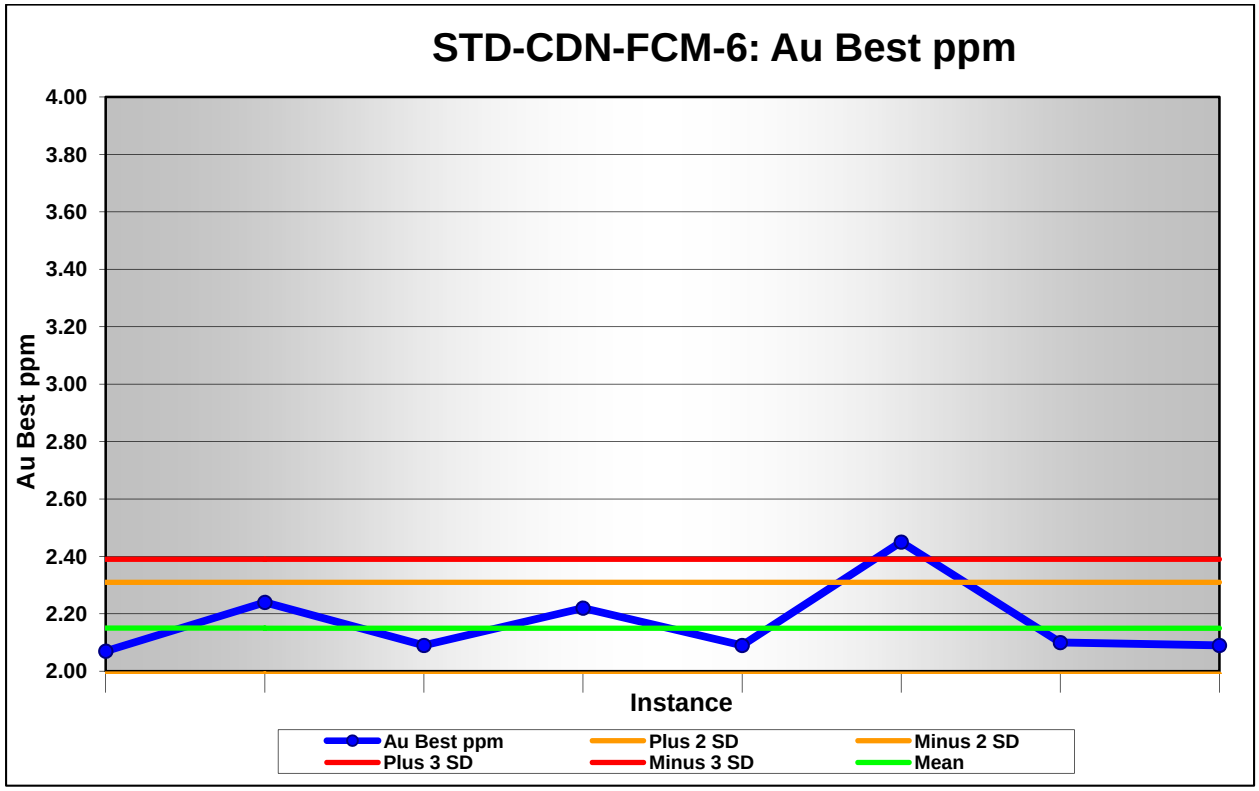

One instance of analysis for gold on standard FCM-6 was found to have returned a concentration greater than the maximum accepted value for the standard.

Table 2 - Failed Standard Instances - CDN-FCM-6 - Au ppm

Failed Standard Instances CDN-FCM-6 Au ppm						
Hole	Certificate	Sample	Standard ID	Au ppm	Expected	Plus 3 SD
THN12-83	WH12228842 - Finalized	Q000687	STD-CDN-FCM-6	2.45	2.15	2.39

In order to address the potential for local contamination, this standard instance as well as the samples within the vicinity of this failed standard instance were rerun. The rerun results were returned within the defined limits for the standard and the newly reported values have been assigned precedence within the database.

Figure 6 - Control Chart - Ag ppm on Standard FCM-6

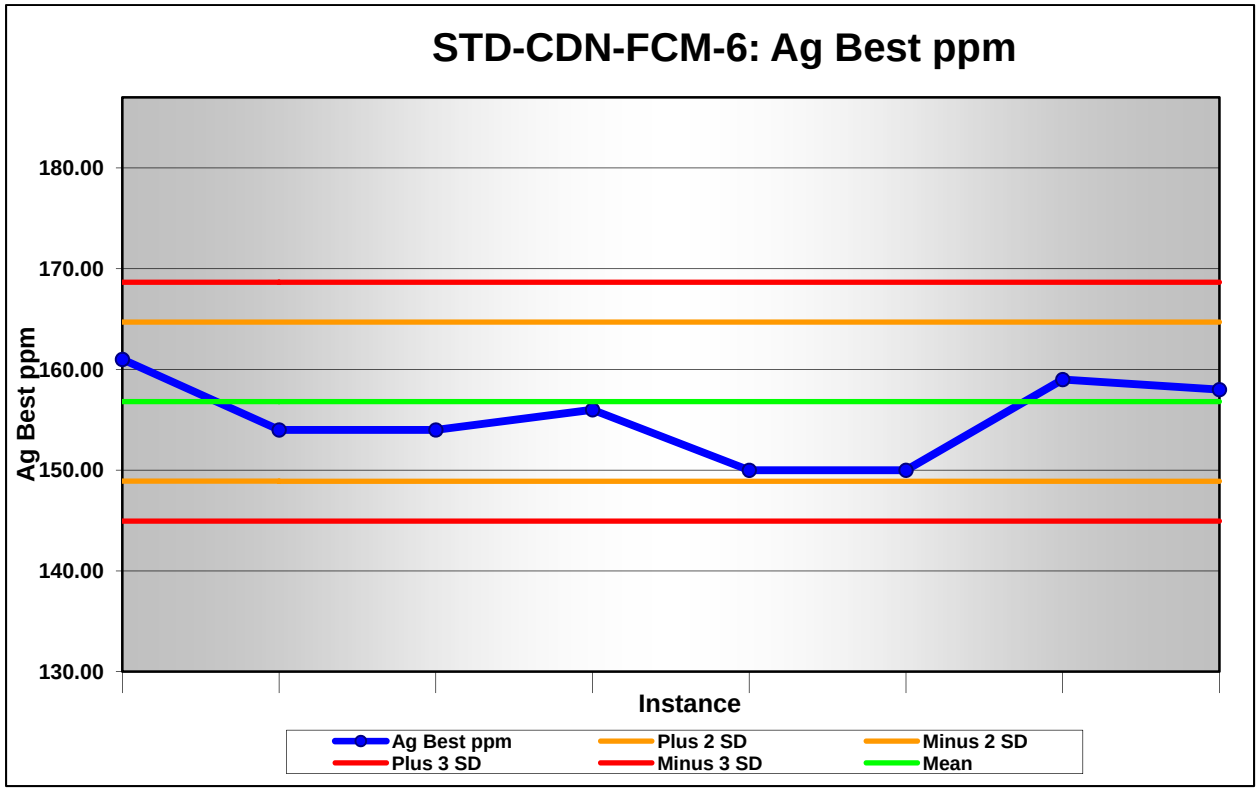

Each of the instances of analysis for silver on standard STD-CDN-FCM-6 was returned within the defined control limits. Strong accuracy can be inferred for the reported silver results.

Figure 7 - Control Chart - Au ppm on Standard ME-18

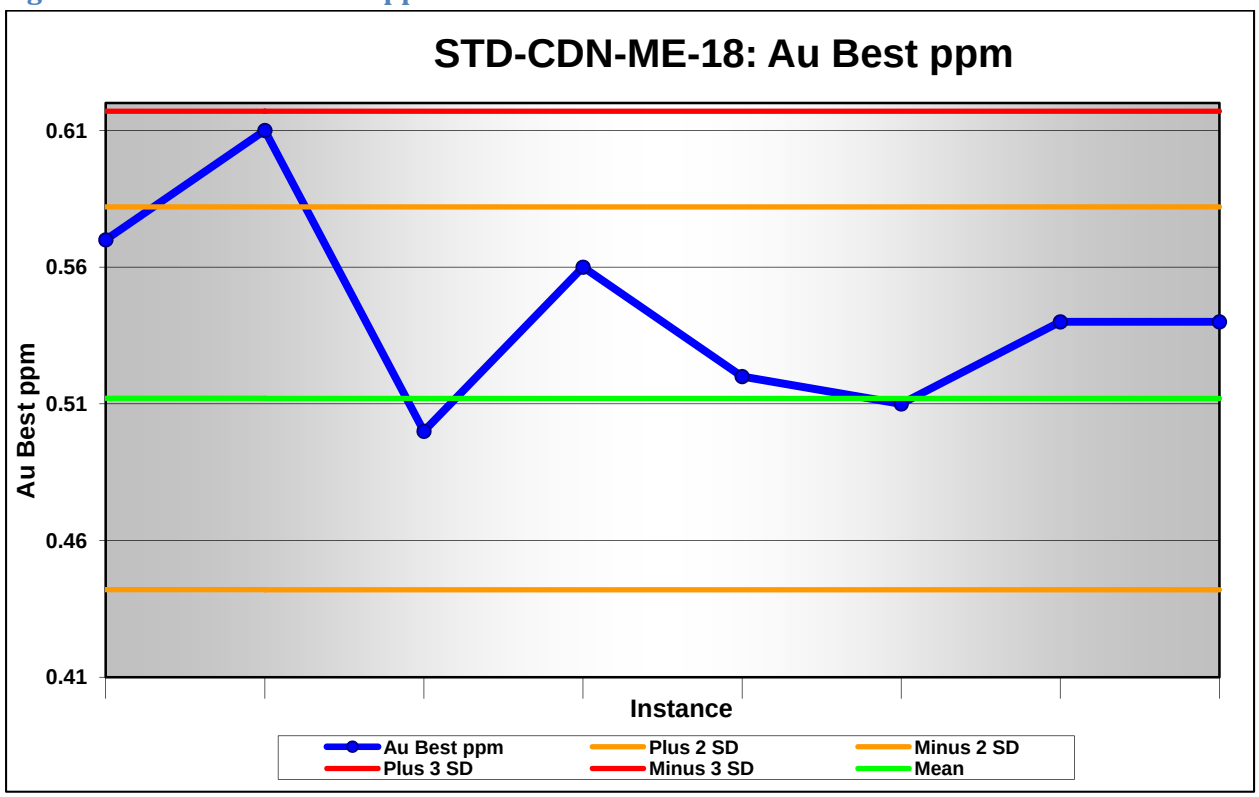

Figure 8 - Control Chart - Ag ppm on Standard ME-18

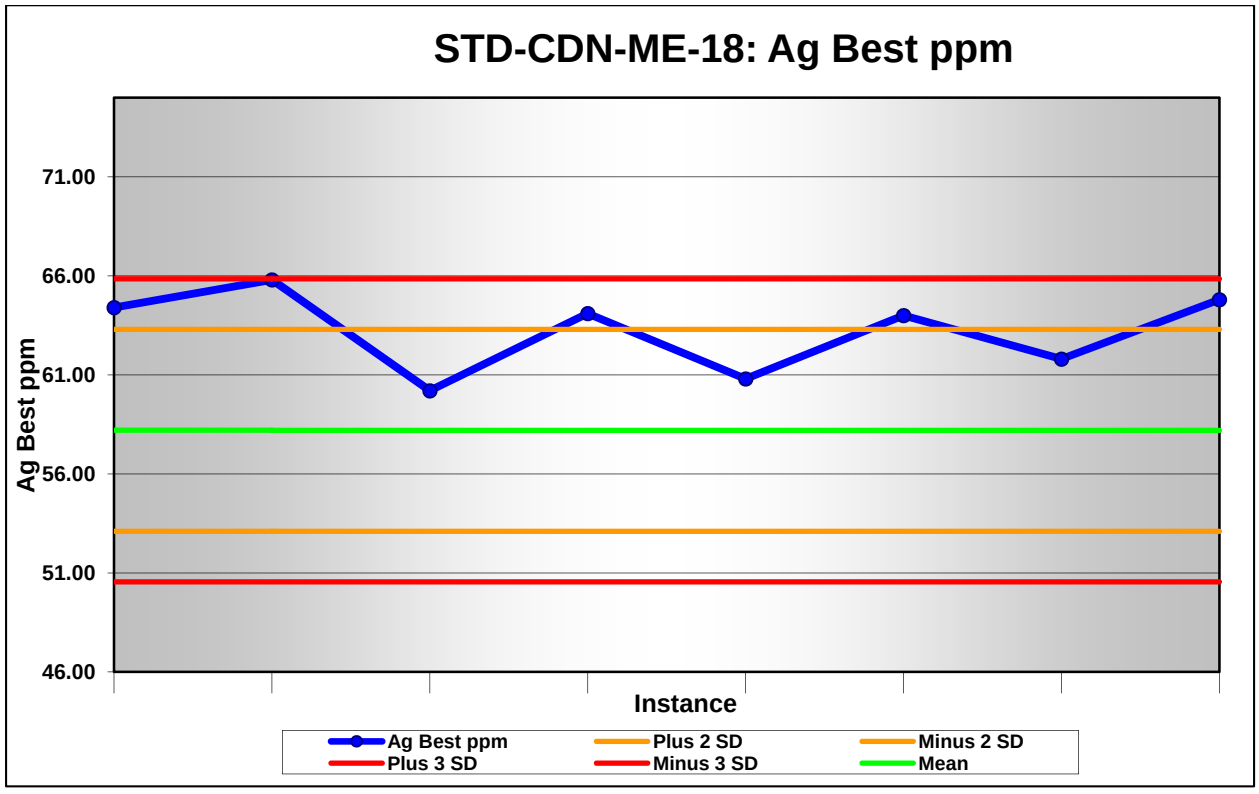

For the total of sixteen standards and seventeen blank instances analyzed, there were three results initially in excess of the defined maximum limits. For each of the three failed instances of analysis reruns were processed, two of the instances remained at higher than expected silver concentrations and minor localized contamination can likely be attributed to the nearby high silver grades in the samples. The third failed instance was returned within the defined standard limits and the rerun results were assigned precedence in the database.

Overall, there is a 91 percent passing rate for the blanks and standards and it can be inferred that the accuracy is strong within the reported results.

Conclusion

Good precision has been inferred through the review of the field duplicate pairs.

Overall, the review of blank and standard instances has inferred good accuracy within the results.

It is the author's opinion that the analytical results are of overall sufficient quality to represent the Thorn project.

Brixton Metals Corporation - Thorn Project Quality Assurance and Quality Control For Phase Two Drill Holes THN12-77, THN12-79, and THN12-80

Caroline Vallat, P.Geo.

GeoSpark Consulting Inc.

1/3/2013

Contents

Introduction 3

Inferred Precision 3

Figure 1 - Scatter Plot of Duplicate Pairs - Au ppm 4

Table 1 - Field Duplicate Pairs with Poor Correlation - Au ppm 4

Figure 2 - Scatter Plot of Duplicate Pairs Reported By ALS to date (7 certificates) - Au ppm 5

Figure 3 - Scatter Plot of Duplicate Pairs - Ag ppm 6

Blanks 6

Figure 4 - Control Chart - Au ppm on Blank Material 7

Figure 5 - Control Chart - Ag ppm on Blank Material 8

Standards 8

Figure 6 - Control Chart - Au ppm on Standard FCM-6 9

Figure 7 - Control Chart - Ag ppm on Standard FCM-6 9

Figure 8 - Control Chart - Au ppm on Standard ME-18 10

Figure 9 - Control Chart - Ag ppm on Standard ME-18 11

Conclusion 11

Introduction

This quality assurance and quality control review document is specific to ALS Canada Ltd. analytical results reported for the Thorn Project drill holes THN12-77, THN12-79and THN12-80.

GeoSpark Consulting Inc. (GeoSpark) has been obtained by Brixton Metals Corporation (Brixton) for this independent quality assurance and quality control (QAQC) review. Caroline Vallat, P.Geo. of GeoSpark Consulting Inc. has performed the QAQC review and authored this document.

There were 225 primary samples submitted to ALS Canada Ltd. (ALS) of Vancouver, British Columbia. Along with the primary samples there were 13 field duplicate samples, 14 blank samples, and 13 standards submitted to the lab for QAQC purposes. With greater than five percent relative to the total number of primary samples, the quantity of QAQC samples are sufficient to represent the quality of the results.

This QAQC report serves to infer the precision of the analytical results through review of field duplicate sample pair results reported by the lab.

Standards and blanks inserted throughout the drill program will be reviewed and the accuracy of the analytical results reported will be inferred.

The gold and silver concentrations reported will be reviewed in order to infer the quality for the main elements of interest for the project.

The samples were analyzed for gold using fire assay with atomic absorption finish. The samples were analyzed for silver and 34 additional elements using an aqua regia digest with ICP finish. Gold, silver, lead, and zinc over limit samples were analyzed using aqua regia digestion with an atomic absorption finish.

Inferred Precision

The correlation with the mineral concentrations reported for duplicate pairs can be reviewed within scatter plots. The deviation from an exact match is gauged by the plotting of limit lines on the scatter plots. The following scatter plots have ten, twenty, and thirty percent limits; the thirty percent limits should be considered to define the acceptable limit of precision within the results.

Following are scatter plots with applicable discussion related to the gold and silver results reported by ALS.

Figure 1 - Scatter Plot of Duplicate Pairs - Au ppm

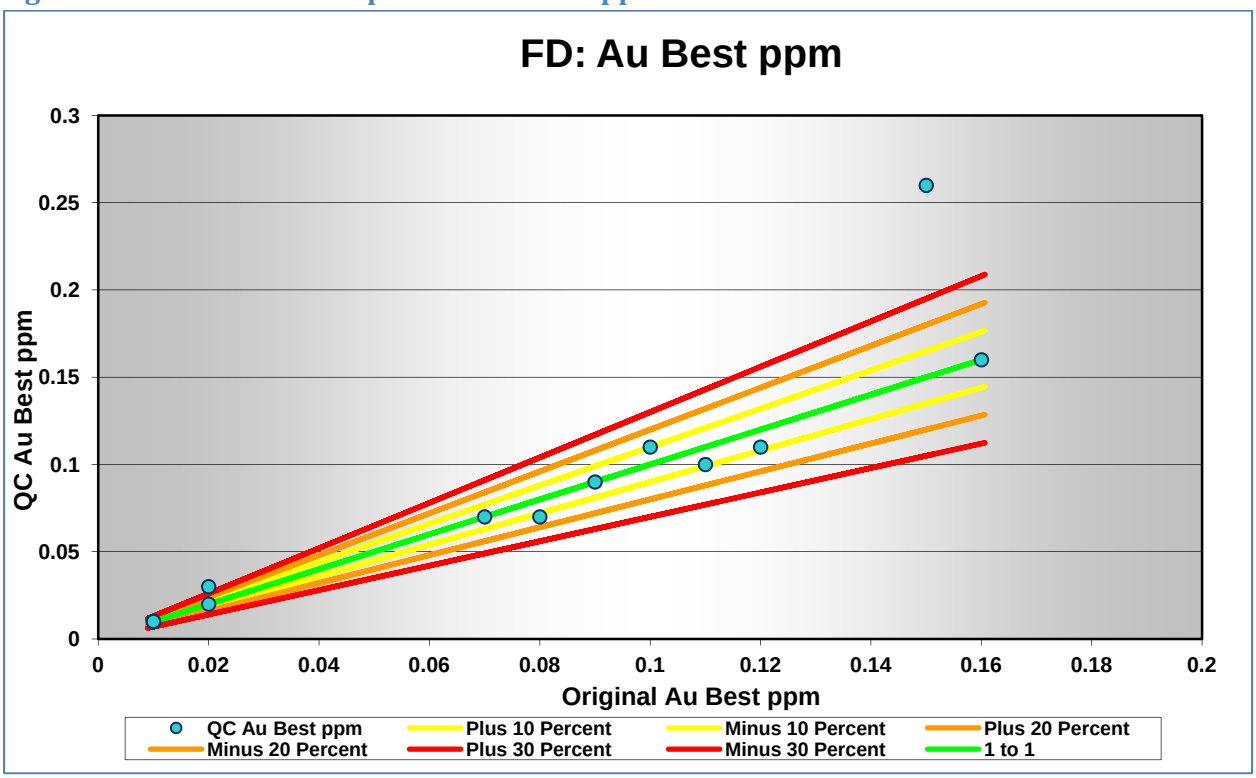

One sample pair stands out from the rest when reviewing the gold concentrations reported for the field duplicates. Table 1 shows the results for this sample pair. Review of the analytical results does not show any potential for sample data entry issues. In my opinion, this may be a reflection of a possibility for coarse, nugget mineralization within the drill core. Overall, with twelve of thirteen duplicate pairs correlating fairly well, it can be inferred that there is a good amount of repeatability in the reported results. Furthermore, good precision is inferred for the gold analytical results reported for drill holes THN12-77, THN12-79and THN12-80.

Table 1 - Field Duplicate Pairs with Poor Correlation - Au ppm

Field Duplicate Pairs with Poor Correlation - Au ppm										
Hole	From m	To m	Sample	QC Sample	QC Type	Au Best ppm	QC Au Best ppm	Percent Difference	ARD	Mean
THN12-80	86.5	87.5	Q000275	Q000276	FD	0.15	0.26	73.33	0.54	0.205

Figure 2 - Scatter Plot of Duplicate Pairs Reported By ALS to date (7 certificates) - Au ppm

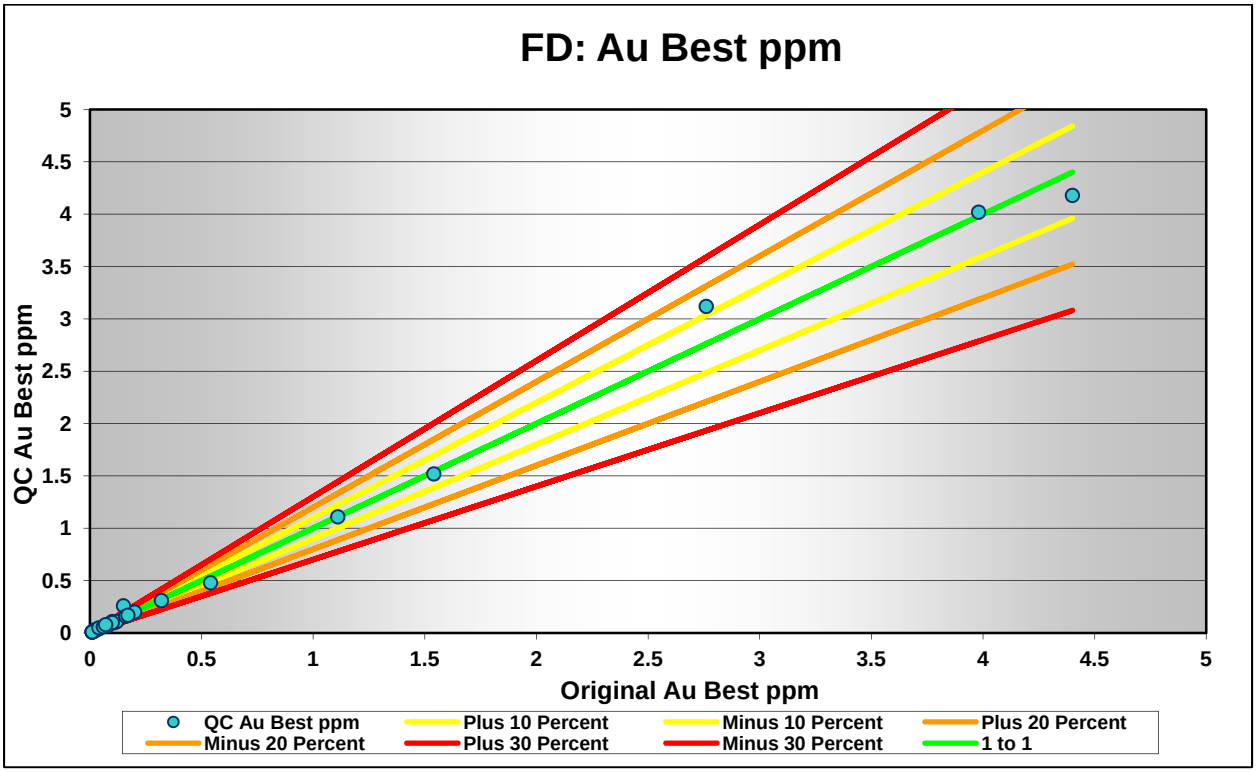

Figure 2 shows the field duplicate pair results for all of the seven ALS certificates reviewed to date. With overall very strong repeatability, it is the author's opinion that the likeliness for nugget mineralization throughout the drill core is small.

Figure 3 - Scatter Plot of Duplicate Pairs - Ag ppm

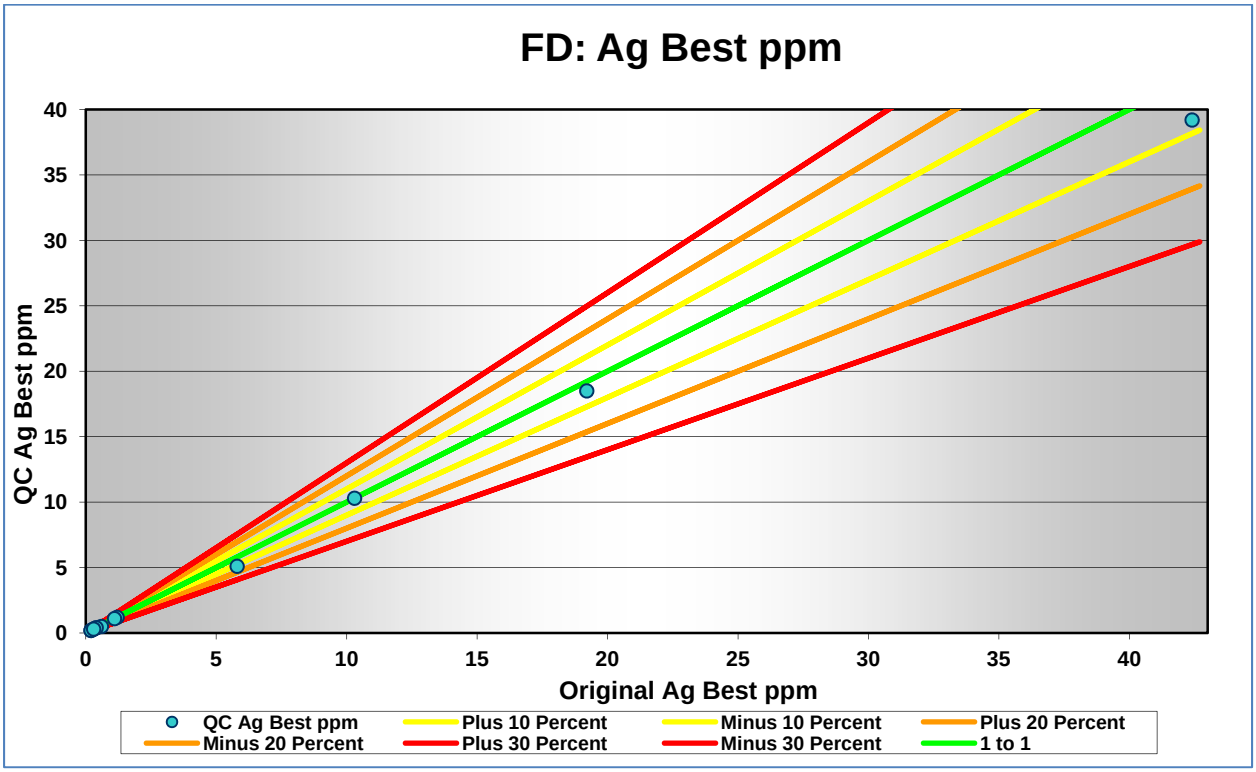

The silver results reported on the thirteen duplicate pairs have been found to have a relatively strong repeatability and good precision can be inferred within the reported silver concentrations.

In the author's opinion, there is good precision inferred within the gold and silver concentrations reported by ALS.

Blanks

Blank samples can serve to define where there were potential local contamination or instrumentation issues. Additionally, the blank samples are a measure of the accuracy for the analytical results at low concentrations because it is known that the results will be at very low concentrations.

The blank material used for this exploration program was barren lava stone. The author feels that this is a good source for the blank material with very unlikely mineralization and the coarse nature enforcing good cleaning of the instrumentation.

For the control charts, the blank calculated means and standard deviations were used to define the limits. Results in excess of three standard deviations from the mean values have been considered to be beyond acceptable limits.

Figure 4 - Control Chart - Au ppm on Blank Material

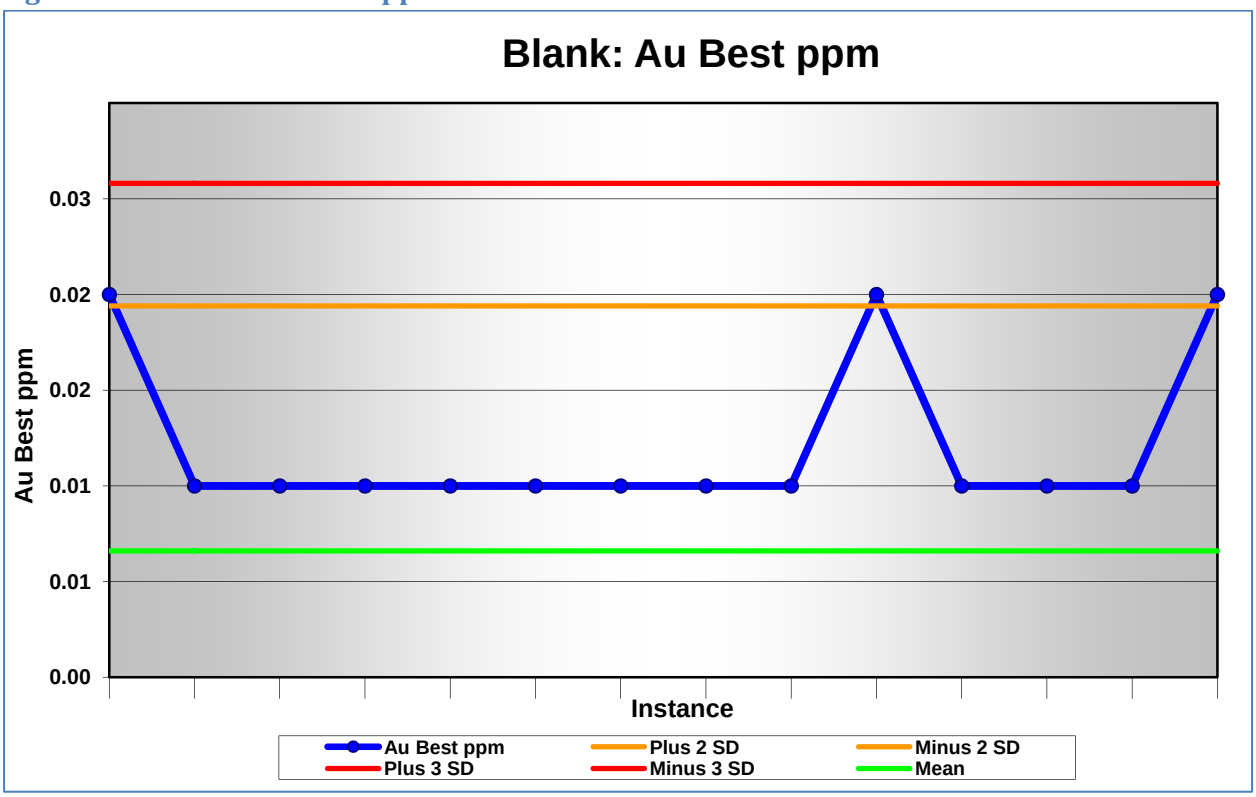

Figure 5 - Control Chart - Ag ppm on Blank Material

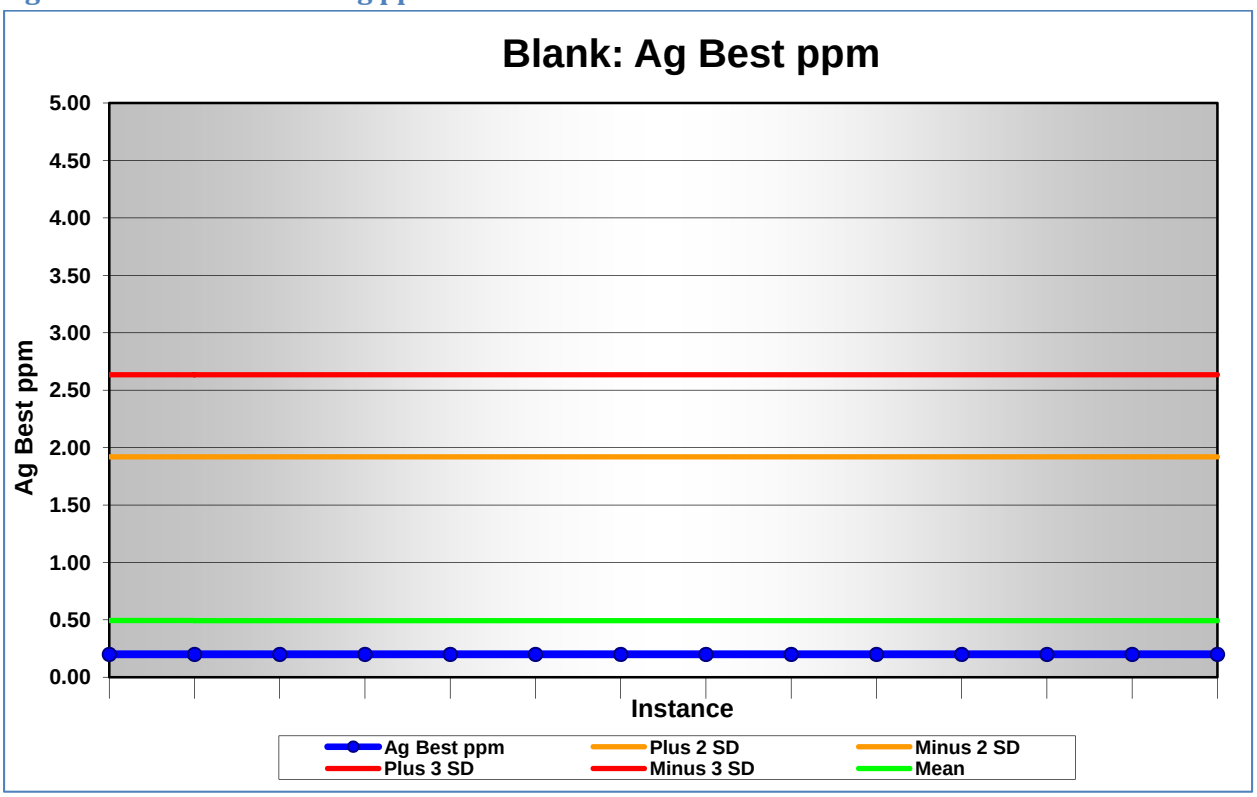

Each of the fourteen instances of analysis for silver and gold on the blank materials has been reported within the defined acceptable limits for the material. Therefore, it can be inferred that there were no issues with instrument calibration or contamination during the analysis. Additionally, it can be inferred that there is strong accuracy within the results.

Standards

Standard materials serve to infer the overall accuracy for the reported results at the specified mineral concentrations. Additionally, standards are used to monitor for potential contamination or instrumentation issues.

Failed standard instances are defined as results outside of three standard deviations from the expected value for the standard.

Figure 6 - Control Chart - Au ppm on Standard FCM-6

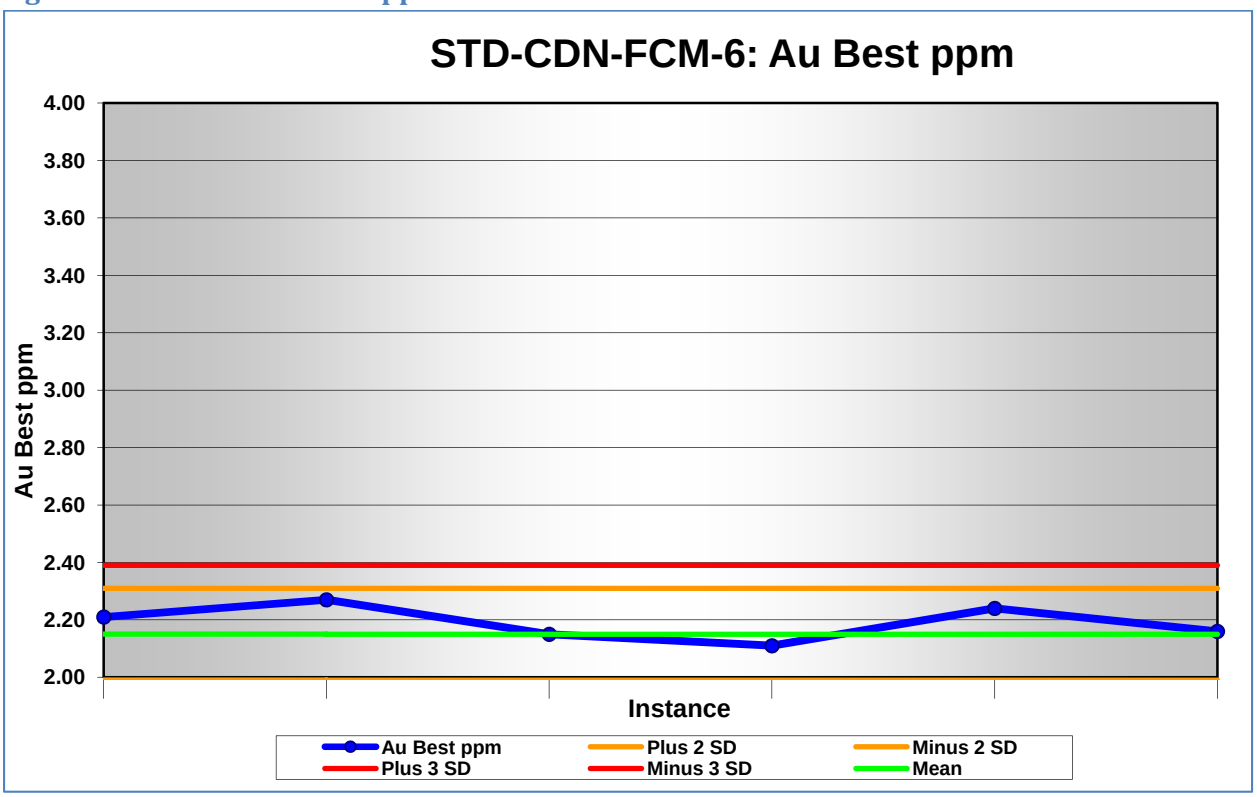

Figure 7 - Control Chart - Ag ppm on Standard FCM-6

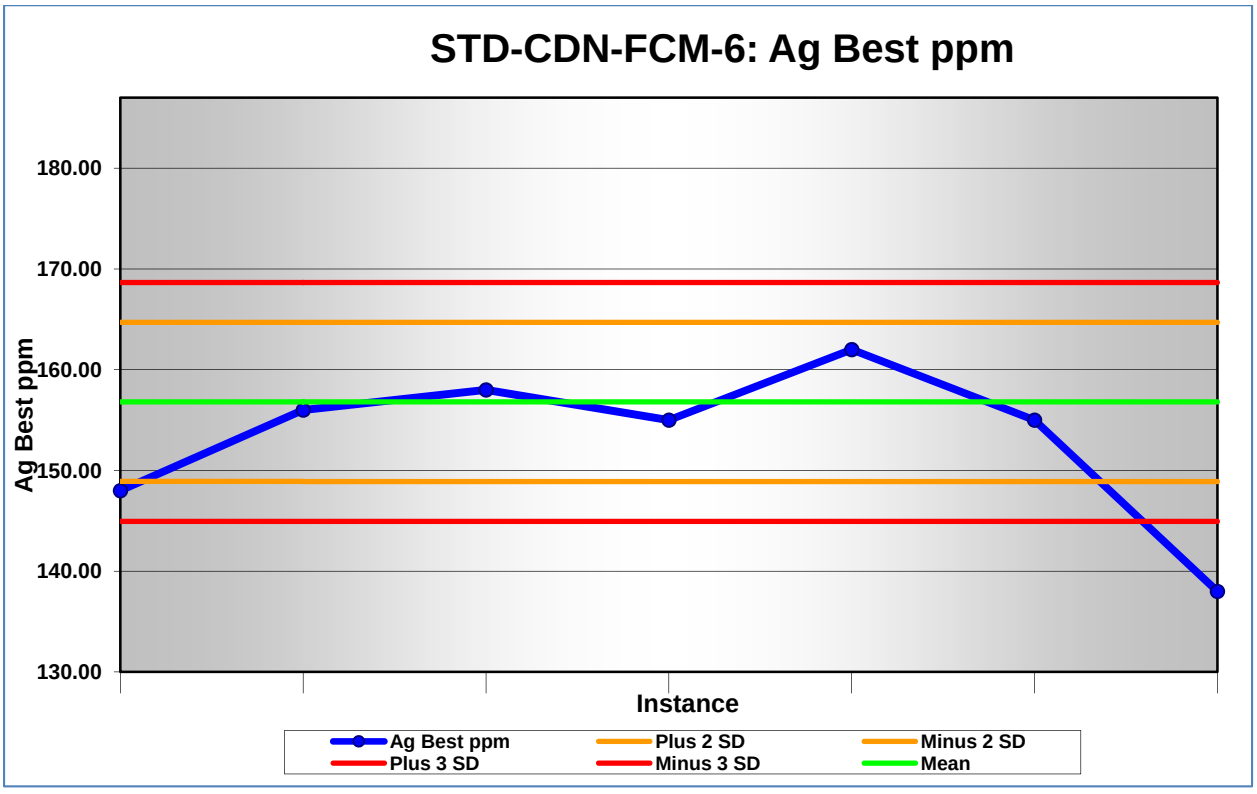

With each of the six instances of analysis on standard FCM-6 having gold reported within the defined limits for the standard, it can be inferred that there is strong accuracy within the reported gold results.

One instance of analysis for silver was reported less than the expected minimum for the standard. Reruns were requested in relation to this failed instance and the result for the standard instance itself was returned as having insufficient sample material for the rerun of the result. However, the nearby sample instances were also rerun and the reported results have been assigned precedence within the database in order to improve the local accuracy.

Overall, good accuracy can be inferred within the silver results and the rerun of the samples near the failed instance will further improve the local accuracy statement.

Figure 8 - Control Chart - Au ppm on Standard ME-18

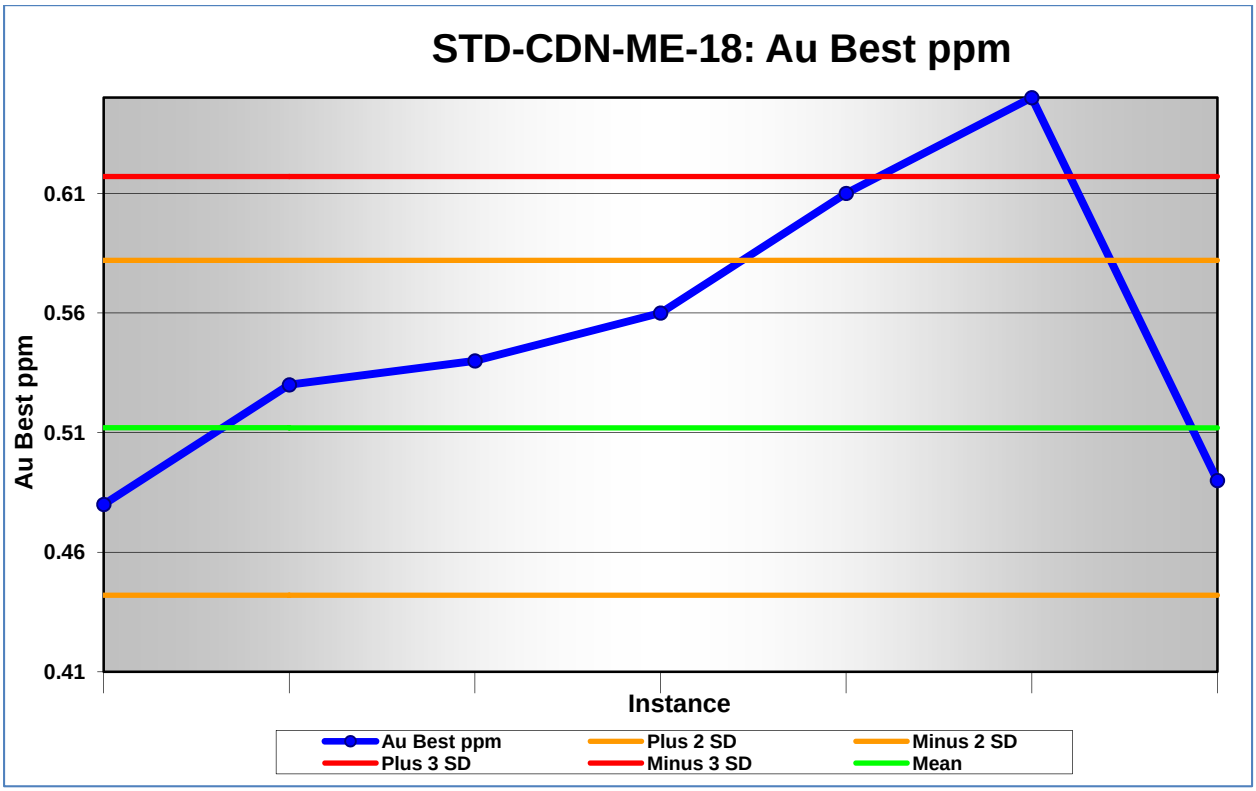

Six of the seven instances of analysis for gold on standard ME-18 has been found to have results within the defined limits for the material. However, one instances was found to have gold concentration reported greater than acceptable for the standard. Detailed review of the analytical certificate has found that this particular instance was following a series of samples with gold reported at the detection limit for the method. Also, this was the final sample in the assay certificate. Therefore, re-run of the surrounding samples would be irrelevant. Furthermore, the analytical results can be inferred to have good accuracy.

Figure 9 - Control Chart - Ag ppm on Standard ME-18

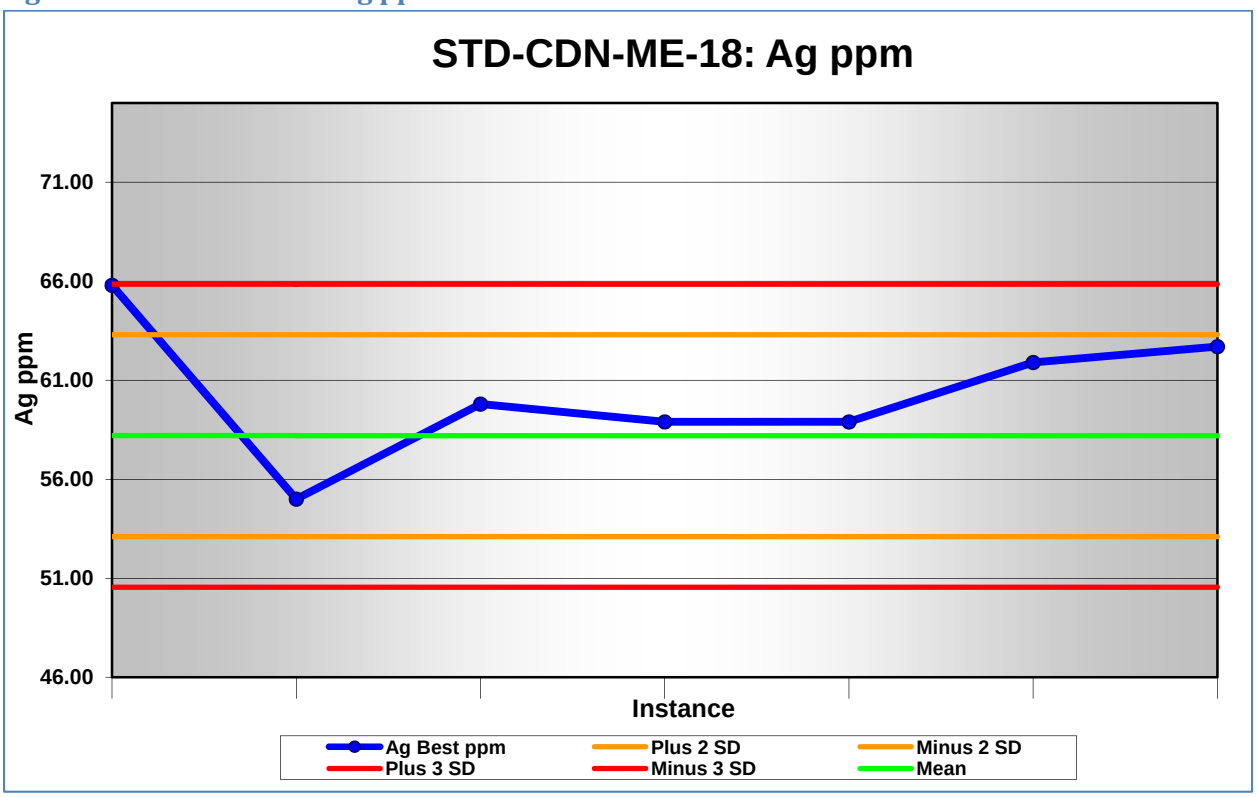

One of the seven instances of analysis for silver on standard ME-18 was initially reported in excess of the defined maximum for the standards. This instance as well as the samples within the vicinity of this instances were rerun in order to improve the local inferred accuracy. The results were returned within the acceptable limits and the rerun results were assigned precedence within the database.

It can be inferred that there is strong accuracy within the results reported by ALS.

Conclusion

Overall the field duplicate pairs have been found to show strong repeatability in the reported analytical results. There was one field duplicate pair that may be indicative of the potential for some coarse mineralization. However, looking at the analytical results reported by ALS so far, there is a strong repeatability within the results reported for the duplicate samples and it is the author's opinion that any nugget mineralization is not common within the drill core.

The blanks have shown overall strong accuracy and also have inferred that there were no issues with the instrument calibration or contamination during the process of analysis.

There were two standard instances out of the total thirteen for which reruns were processed. The rerun results were assigned precedence in the database. An additional failed standard instance was found to have high results, but the samples in the vicinity of this instance were all at or near the detection limit for the analytical method and reruns were determined to be unnecessary. Overall, with ten of thirteen

standards having gold and silver concentrations reported within the defined limits for the standard materials, it can be inferred that there is satisfactory accuracy within the results.

It is the author's opinion that the analytical results reviewed are inferred to have sufficient quality to represent the Thorn project.

Brixton Metals Corporation - Thorn Project Quality Assurance and Quality Control On Phase Two Drill Hole Analytical Results For Drill Holes THN12-81, THN12-82, and THN12-84 to THN12-87

Caroline Vallat, P.Geo.

GeoSpark Consulting Inc.

1/3/2013

Contents

Introduction 3

Field Duplicates 3

Figure 1 - Scatter Plot of Duplicate Pairs - Au ppm 4

Figure 2 - Scatter Plot of Duplicate Pairs - Ag ppm 5

Blanks 5

Figure 3 - Control Chart - Au ppm on Blank Material 6

Figure 4 - Control Chart - Ag ppm on Blank Material 7

Table 1 - Failed Blank Instances - Ag ppm 7

Standards 7

Figure 5 - Control Chart - Au ppm on Standard FCM-6 8

Figure 6 - Control Chart - Ag ppm on Standard FCM-6 Test Limits 9

Table 2 - Failed Standard Instances STD-CDN-FCM-6 - Ag ppm 9

Figure 7 - Control Chart - Au ppm on Standard ME-18 10

Table 3 - Failed Standard Instances - STD-CDN-ME-18 - Au ppm 10

Figure 8 - Control Chart - Ag ppm on Standard ME-18 11

Table 4 - Failed Standard Instances - STD-CDN-ME-18 - Ag ppm 11

Conclusion 11

Introduction

This quality assurance and quality control review document is specific to ALS Canada Ltd. analytical results reported for six Thorn Project drill holes: THN12-81, THN12-82, and THN12-84 to THN12-87.

GeoSpark Consulting Inc. (GeoSpark) has been obtained by Brixton Metals Corporation (Brixton) for this independent quality assurance and quality control (QAQC) review. Caroline Vallat, P.Geo. of GeoSpark Consulting Inc. has performed the QAQC review and authored this document.

There were 1,029 primary samples submitted to ALS Canada Ltd. (ALS) of Vancouver, British Columbia. Along with these primary samples there were 61 field duplicate samples, 61 blank samples, and 60 standards submitted to the lab for QAQC purposes. With greater than five percent relative to the total number of primary samples for each type of QAQC sample, the quantity of QAQC samples are sufficient to represent the quality of the results.

This QAQC report serves to infer the precision of the analytical results through review of field duplicate sample pair results reported by the lab.

Standards and blanks inserted throughout the drill program will be reviewed and the accuracy of the analytical results reported will be inferred.

The gold and silver concentrations reported will be reviewed in order to infer the quality for the main elements of interest for the project.

The samples were analyzed for gold using fire assay with atomic absorption finish. The samples were analyzed for silver and 34 additional elements using an aqua regia digest with ICP finish. Gold, silver, lead, and zinc over limit samples were analyzed using aqua regia digestion with an atomic absorption finish.

Field Duplicates

The correlation of the mineral concentrations reported for duplicate pairs can be reviewed within scatter plots. The deviation from an exact match is gauged by the plotting of limit lines on the scatter plots. The following scatter plots have ten, twenty, and thirty percent limits; the thirty percent limits should be considered to define the acceptable limit of precision within the results.

Following are scatter plots with applicable discussion related to the gold and silver results reported by ALS.

Figure 1 - Scatter Plot of Duplicate Pairs - Au ppm

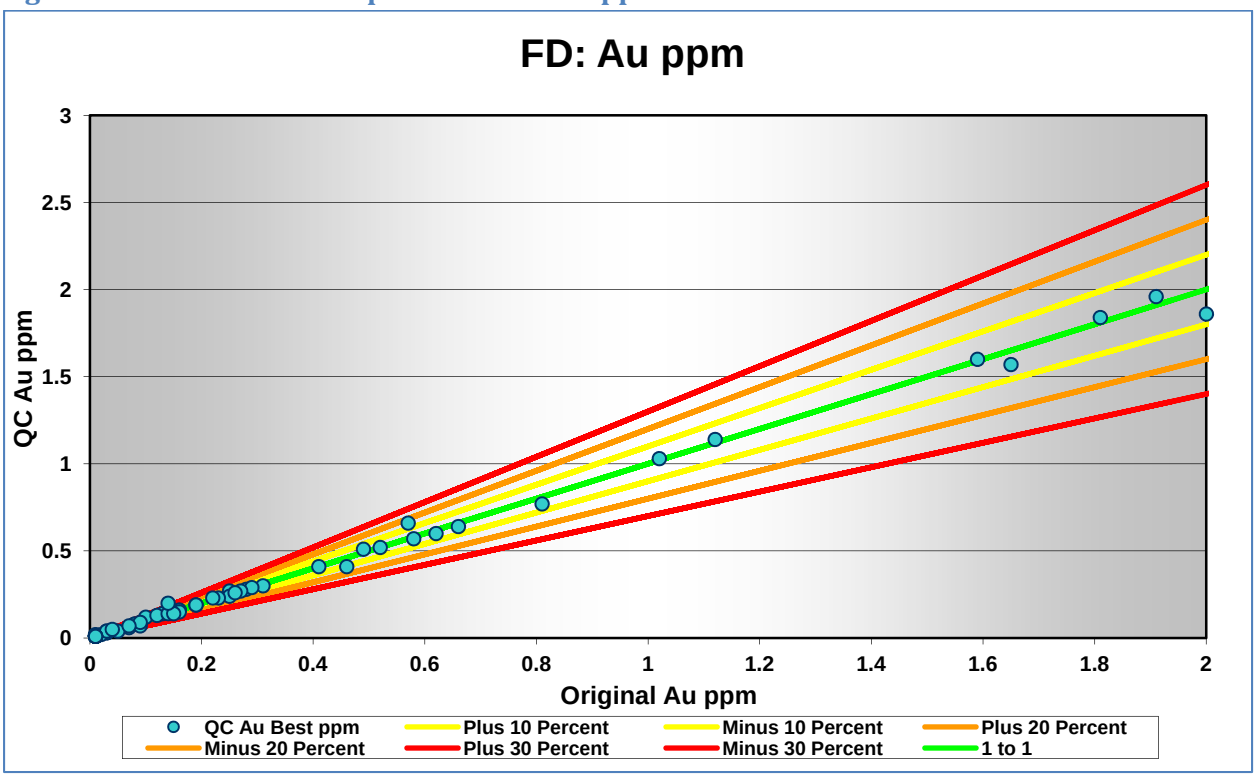

Figure 2 - Scatter Plot of Duplicate Pairs - Ag ppm

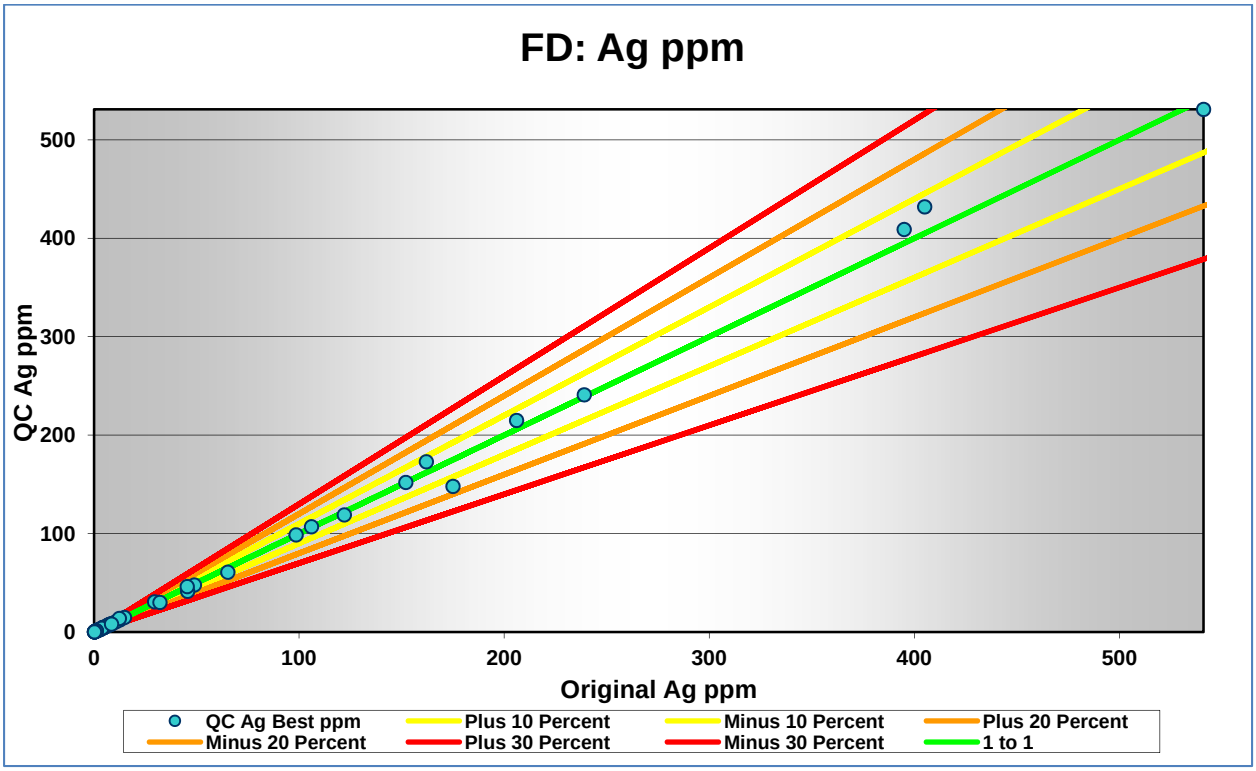

The field duplicate sample gold and silver results correlate well with the primary sample results, and it can be inferred that there is strong precision in the reported analytical results.

Blanks

Blank samples can serve to define where there were potential local contamination or instrumentation issues. Additionally, the blank samples are a measure of the accuracy for the analytical results at low concentrations because it is known that the results will be at very low concentrations.

The blank material used for this exploration program was barren lava stone. The author feels that this is a good source for the blank material with very unlikely mineralization and the coarse nature enforcing good cleaning of the instrumentation.

For the control charts, the blank calculated means and standard deviations were used to define the limits. Results in excess of three standard deviations from the mean values have been considered to be beyond acceptable limits.

Figure 3 - Control Chart - Au ppm on Blank Material

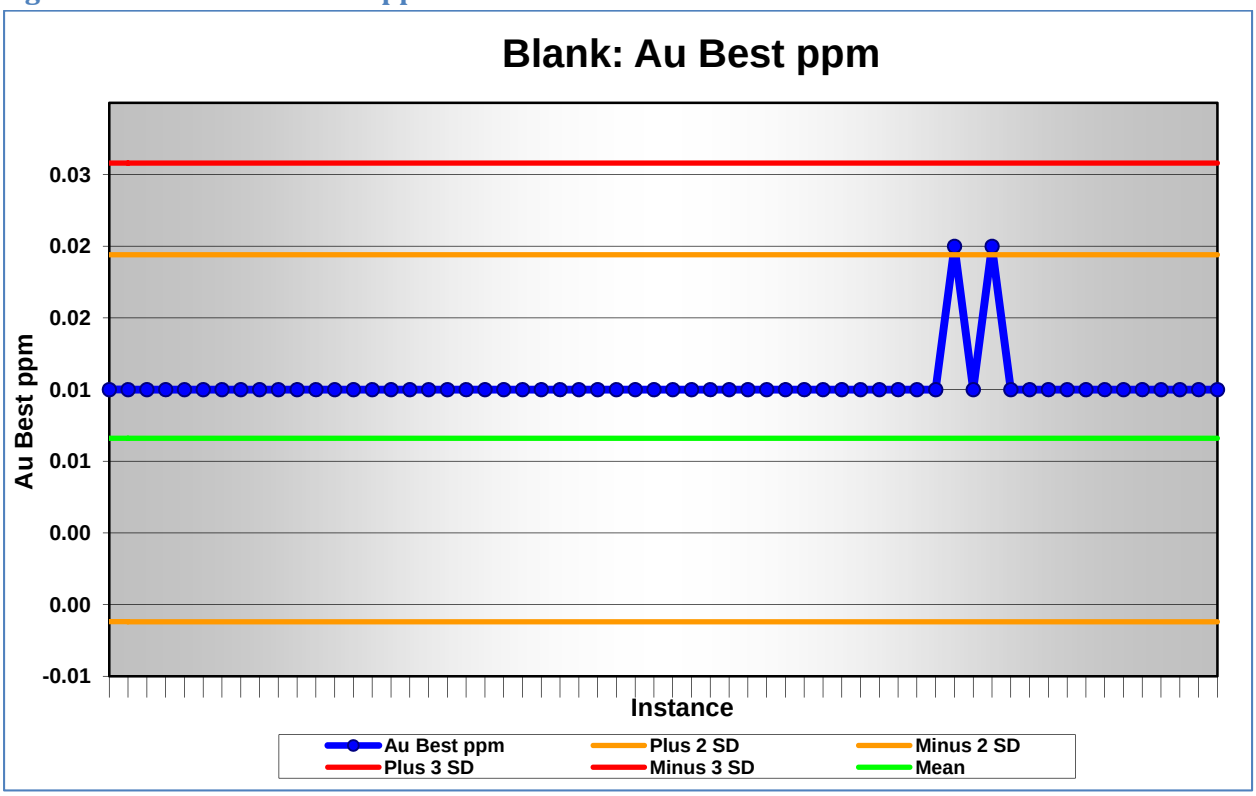

Figure 4 - Control Chart - Ag ppm on Blank Material

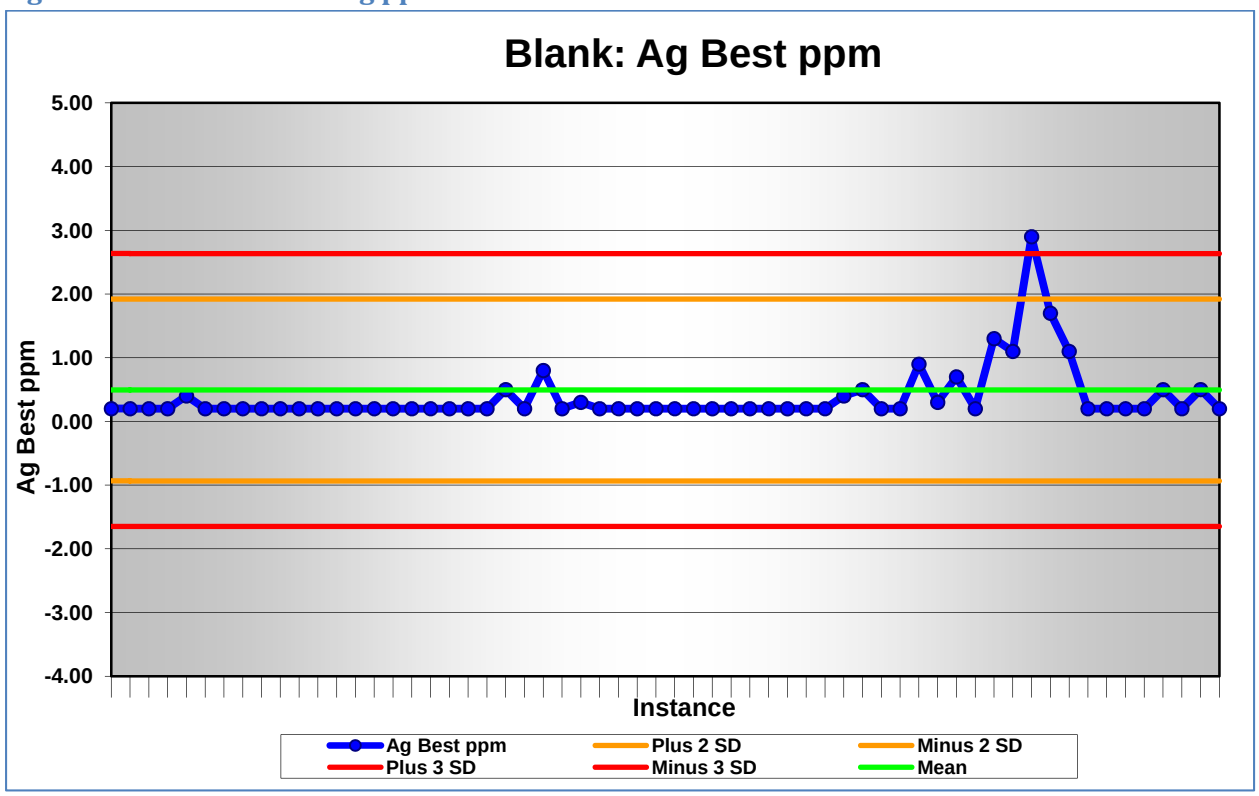

Table 1 - Failed Blank Instances - Ag ppm

Failed Blank Instances - Ag ppm						
Hole	Sample	Certificate	Standard ID	Ag Best ppm	Expected	Plus 3 SD
THN12-84	Q001009	WH12228849	Blank	2.9	0.493	2.6338

The failed blank instance is in the vicinity of high silver grade samples. With only very slightly high (0.3 ppm greater) silver compared to the upper limit for the standard, it is the author's opinion that reruns are not necessary in relation to this failed blank instance.

Standards

Standard materials serve to infer the overall accuracy for the reported results at the specified mineral concentrations. Additionally, standards are used to monitor for potential contamination or instrumentation issues.

Failed standard instances are defined as results outside of three standard deviations from the expected value for the standard.

Figure 5 - Control Chart - Au ppm on Standard FCM-6

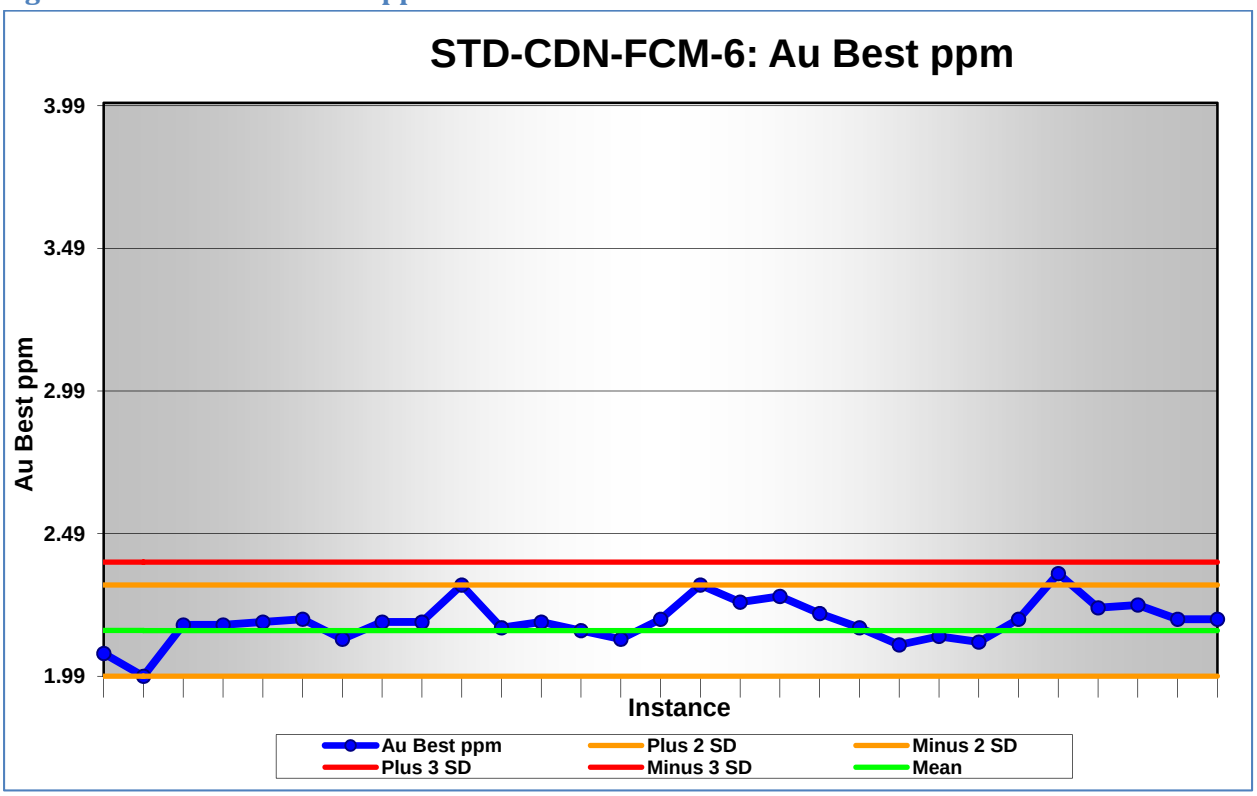

Each of the analyses for gold on standard material STD-CDN-FCM-6 has been found to have been reported within the defined limits and it can be inferred that there is strong accuracy within the results.

Figure 6 - Control Chart - Ag ppm on Standard FCM-6 Test Limits

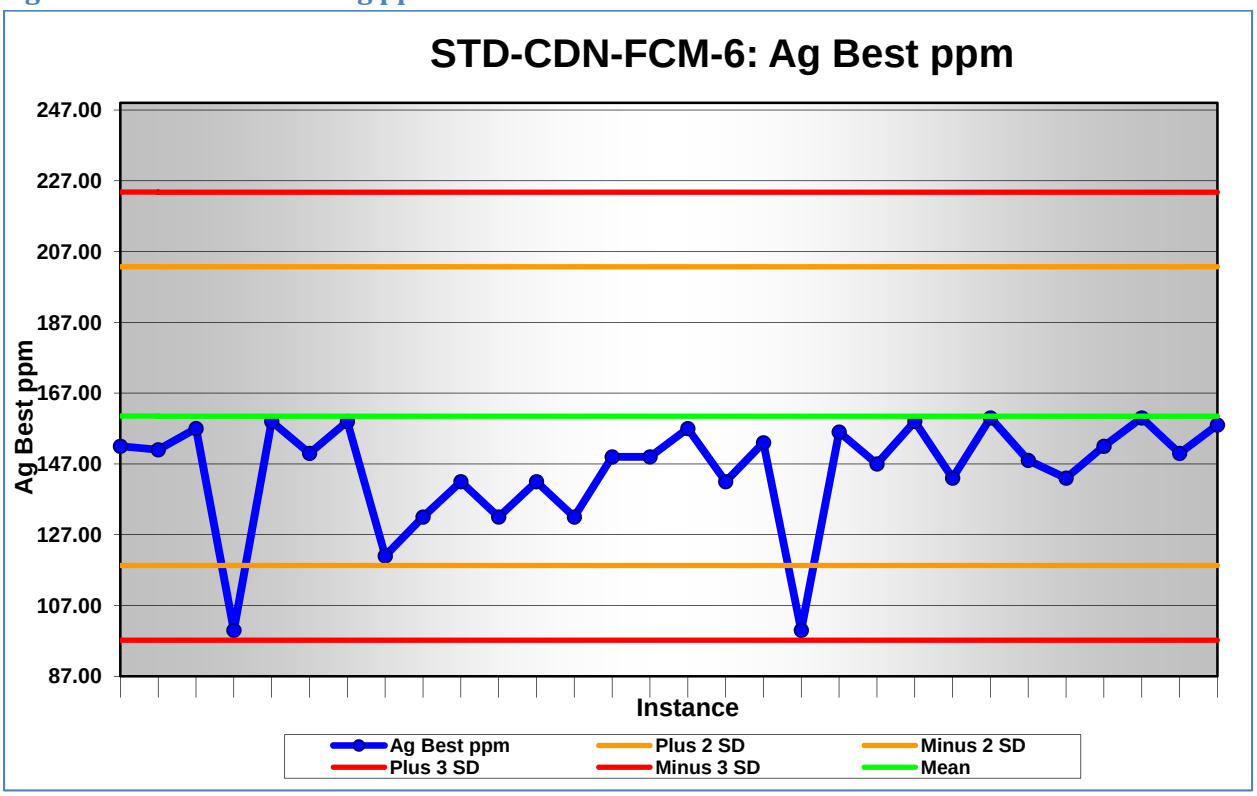

The test limits used in Figure 7 are the calculated limits defined from an internal review of results reported on a set of 25 instances of analysis on the standard material STD-CDN-FCM-6 at ALS. This was done because the certified reference values for the standard were determined using a different analytical method than the one used at ALS. The certified reference material limits were determined using a four acid digest with an AA or ICP finish, while the results reported by ALS are being analyzed first by ICP-AES (Inductively coupled plasma atomic emission spectroscopy) then by fire assay with a gravimetric finish. The analytical methods in use at ALS are consistent with the historical method used for the Thorn project.

It is the author's opinion that with all factors considered, a two standard deviation limit can be used on the internally calculated values in order to monitor the reported silver results for inferred accuracy using this standard STD-CDN-FCM-6.

Table 2 - Failed Standard Instances STD-CDN-FCM-6 - Ag ppm

Failed Standard Instances - STD-CDN-FCM-6 Ag ppm

Hole	Sample	Certificate	Standard ID	Ag Best ppm	Expected	Minus 3 SD
THN12-87	Q001772	WH12228847	STD-CDN-FCM-6	100	160.48	97.17646
THN12-85	Q001289	WH12228845	STD-CDN-FCM-6	100	160.48	97.17646

Rerun of the two failed instances has occured and the returned results were assigned precedence in the database.

With each of the 29 instances of analysis for gold on standard STD-CDN-FCM-6 having been reported within the control limits for the standard, it can be inferred that there is strong accuracy within the gold concentrations.

There were two instances out of 29 that were found to have silver results reported less than the two standard deviations from the mean control limit using the internally calculated reference values for the standard. The two instances and the samples within their vicinity are being reanalyzed in order to address any potential for local issues with accuracy. Overall, with 27 of 29 results passing the control criteria, it can be inferred that there is strong accuracy within the reported silver concentrations.

Figure 7 - Control Chart - Au ppm on Standard ME-18

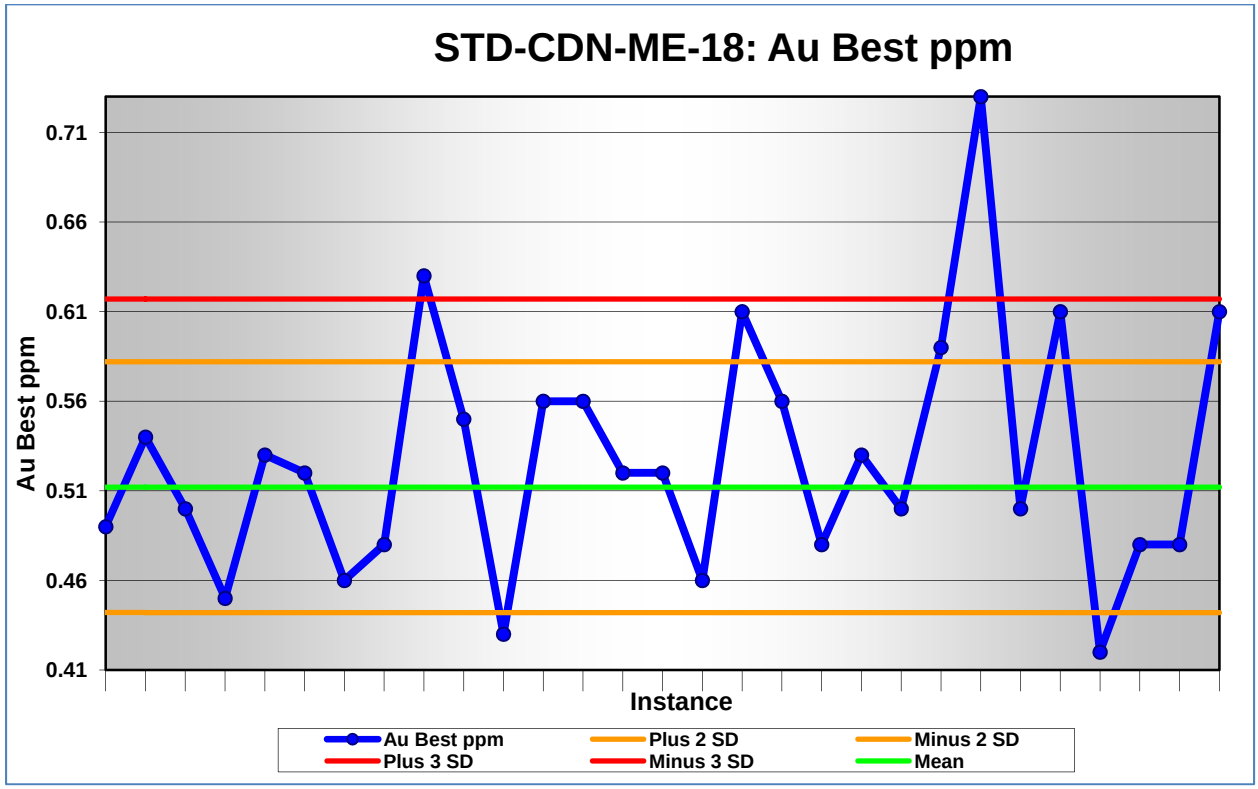

Table 3 - Failed Standard Instances - STD-CDN-ME-18 - Au ppm

Failed Standard Instances - STD-CDN-ME-18 Au ppm						
Hole	Sample	Certificate	Standard ID	Au Best ppm	Expected	Plus 3 SD
THN12-84	Q001192	WH12228849	STD-CDN-ME-18	0.73	0.512	0.617
THN12-86	Q001552	WH12228844	STD-CDN-ME-18	0.63	0.512	0.617

Two of the 29 instances of analysis for gold on standard material STD-CDN-ME-18 have been reported with concentrations greater than the upper control limit. Reruns were processed for these instances as well as for the samples within the vicinity of the failures. The results were reported within the control limits and the rerun results were assigned precedence within the database.

Figure 8 - Control Chart - Ag ppm on Standard ME-18

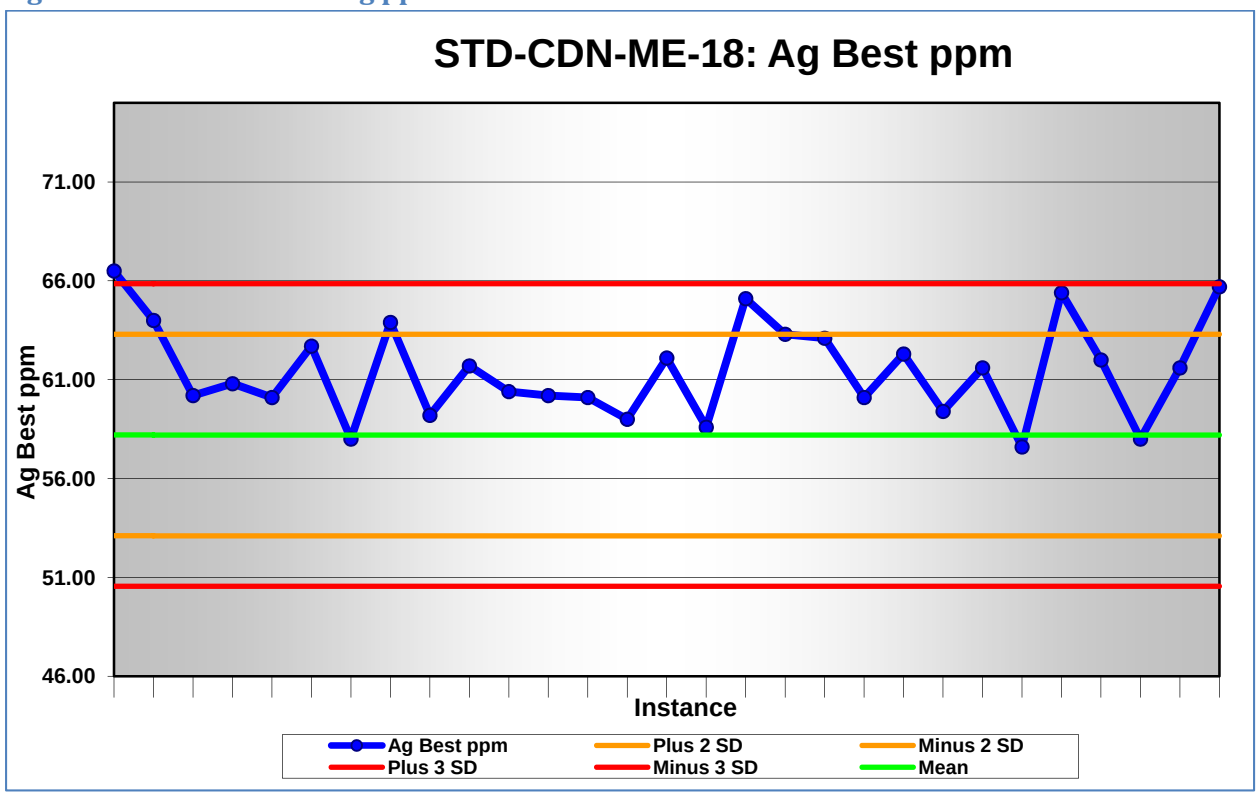

Table 4 - Failed Standard Instances - STD-CDN-ME-18 - Ag ppm

Failed Standard Instances - STD-CDN-ME-18 Ag ppm						
Hole	Sample	Certificate	Standard ID	Ag Best ppm	Expected	Plus 3 SD
THN12-81	Q000428	WH12241133	STD-CDN-ME-18	66.5	58.2	65.85

One of the 29 instances of analysis for silver on standard STD-CDN-ME-18 was found to have been reported slightly greater than the upper control limit. Reruns were processed in relation to this instances and the result of reanalysis on this standard were reported within the control limits. The rerun results were assigned precedence in the database and the local accuracy statement has been improved.

Following the return of rerun results for three failed standard instances and the assignment of the new results within the database, the accuracy can be inferred to be overall strong for the reported gold and silver concentrations.

Conclusion

Overall the field duplicate pairs have been found to show strong repeatability in the reported analytical results.

The blanks have shown overall strong accuracy and also have inferred that there were no issues with the instrument calibration or contamination during the process of analysis.

From a total of 60 standard instances, there were three cases of silver having been reported outside the defined standard limits and two cases of gold having been reported outside the control limits. Reruns were processed in relation to the standard failures in order to address any potential issues with the local accuracy in the results. The rerun results were reported within the control limits for the standards and the rerun results have been assigned precedence in the database improving the local accuracy statements. Overall strong accuracy can be inferred for the reported gold and silver concentrations.

It is the opinion of the author that the analytical results reviewed are inferred to have sufficient quality to represent the Thorn project.

Appendix G: Oban zone Constrained 3D-DCIP

Modelling

Mira Geoscience
...modelling the earth

Brixton Metals Corp. – Oban zone Constrained 3D-DCIP Modelling

Advanced Geophysical Interpretation Centre

Project : 3844

October 2012

Amir Radjaee, Nigel Philips, Shannon Frey, Peter Kowalczyk

Outline

- Introduction
- Data
- Processing
- Geology Modeling
- DC/IP Modeling
- Results
- Conclusion and Recommendations
- Deliverable products

Mira Geoscience
...modelling the earth

Introduction

•The Advanced Geophysical Inversion Centre (AGIC) at Mira Geoscience has performed 3D unconstrained and geologically constrained inversions on DC resistivity and IP chargeability data over the Oban zone of the Thorn project area.

•The data were provided to Mira Geoscience by Brixton Metals and was collected by Aurora Geoscience and Discovery Geophysics. Layout of the DC/IP survey lines and an outline of modelled area are shown in Fig-1.

•The main objective of this work is to provide a 3D physical properties model than can be employed to target mineralization based on selected exploration criteria. A block model of electrical conductivity and chargeability has been built by doing 3D inversion modeling of the DC/IP data.

•The UBC-GIF DCIP2D and DCIP3D suite of algorithms were used for the inversions.

•This is a brief presentation which describes the steps of processing and deliverables.

Mira Geoscience
...modelling the earth

Introduction

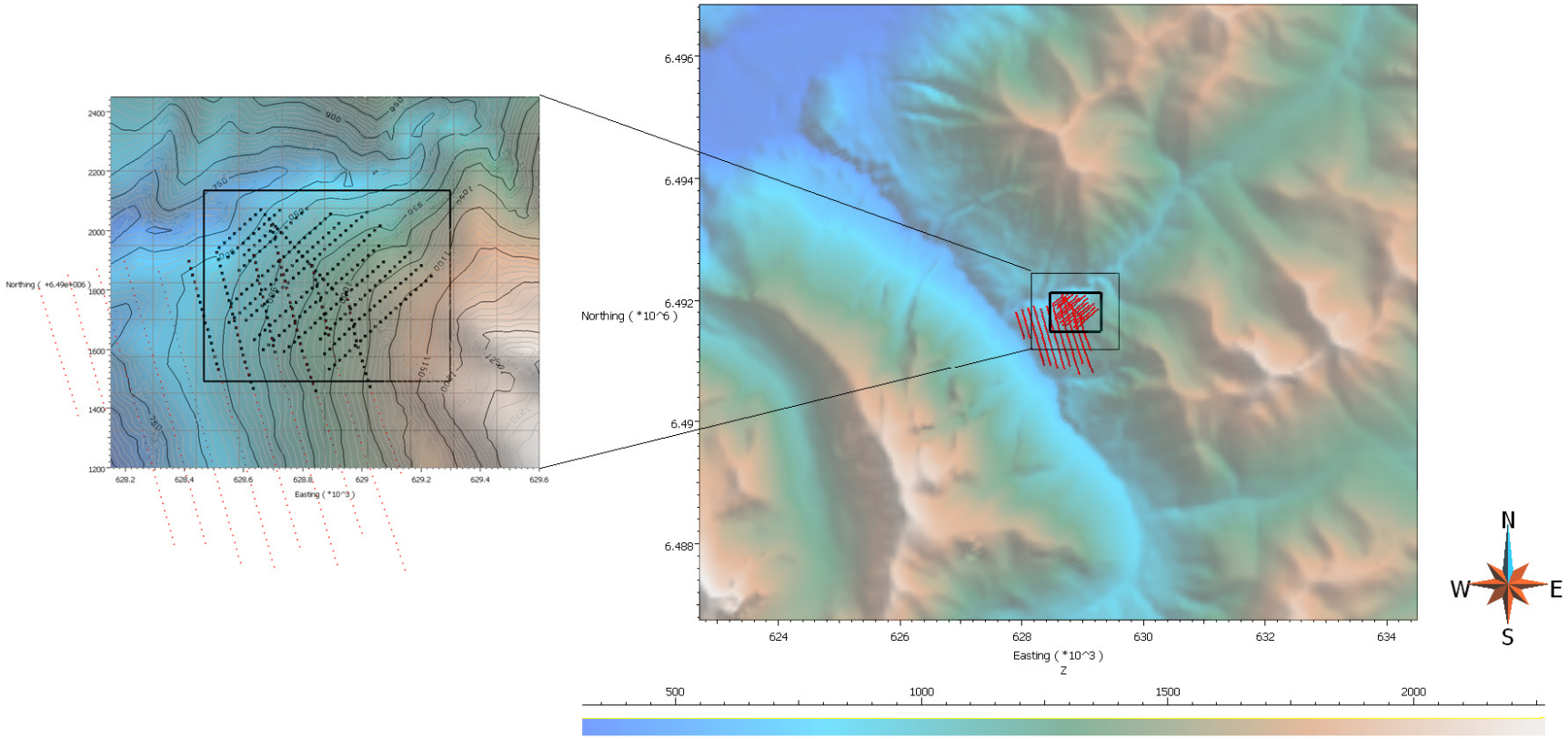

Fig-1: Brixton Metals, Oban zone, layout of survey lines and location of DC/IP electrodes. Outline of modeled subarea is shown in black bold line.

Mira Geoscience
...modelling the earth

Data

•The area of interest is approximately 660m by 850m. The geophysical data consist of 21 lines of 2D pole dipole array DC/IP data (Oban grid15 lines + part of 6 overlapping lines from the South grid). Line spacing of Oban and South grids are 50 m and 100 m, respectively, station spacing is 25m.

•GPS coordinates of the measuring stations and a geologic topology model over a subset of the model volume.

•The geology data consist of an initial geology model for the study area. The initial model was highly detailed, but did not cover the same area as the IP data. Also three 3D-DXF files representing overburden, Thorn stock, and breccia volumes.

Mira Geoscience
...modelling the earth

Processing

•The data were imported into GOCAD for review, QA/QC, and editing if necessary.

•The same coordinate system UTM-WGS83 Zone 8N in which the data were provided has been used for processing.

•A few data spikes and data with suspicious altitude were removed from the data using GOCAD. The dataset was considered to be of good quality and appropriate for inversion modelling. Fig-2 shows data points after removing QC/QA.

•Analysis of DC resistivity and IP data and assignment of initial error estimates were performed by 2D Inversion modelling of all lines with DCIP2D algorithm using a flat topography. Data were inverted for best misfit and the resulting Chi-factor used for scaling errors for input into the 3D inversion.

Mira Geoscience
...modelling the earth

Processing

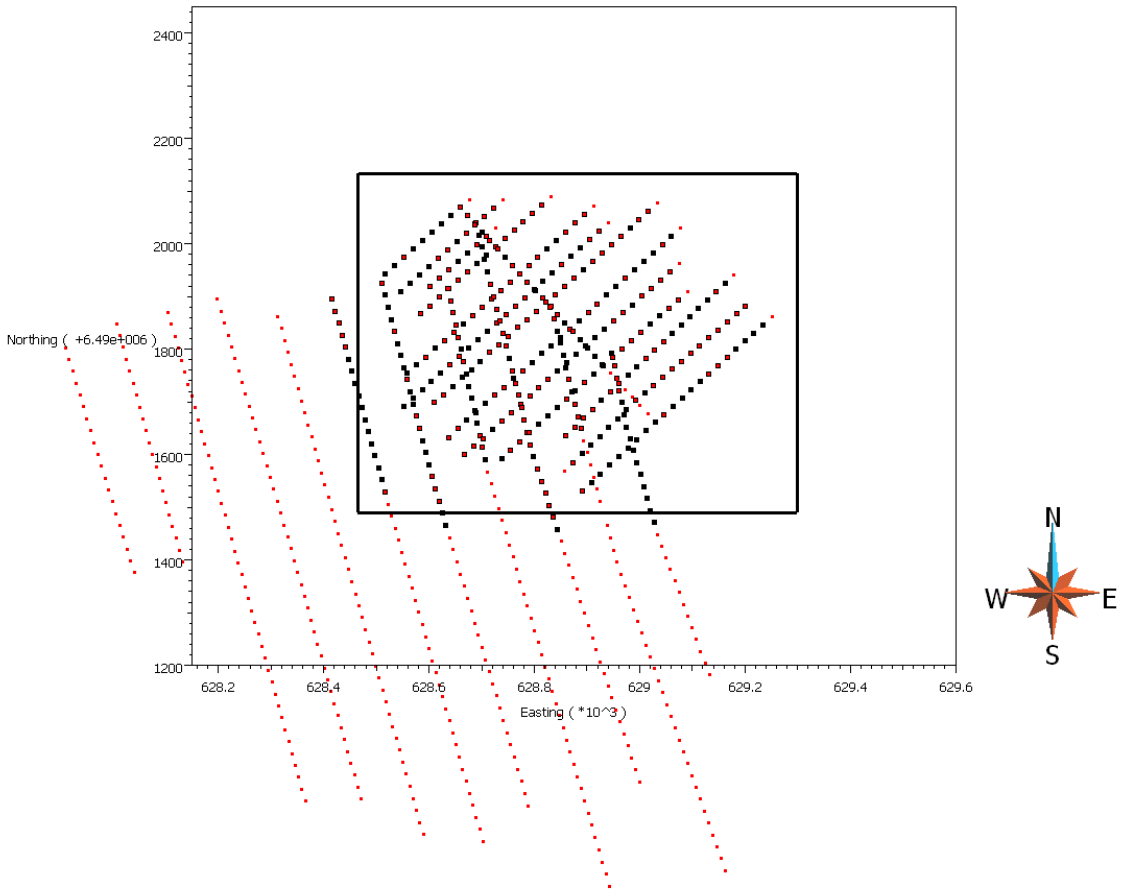

Fig-2: Red dots are station locations of DC/IP survey. Outline of inversion subarea (VOI) is shown in black bold line. Black dots are data points within the VOI after QC/QA.

Mira Geoscience
...modelling the earth

Geology Modeling

•In order to build a weighting model to constrain and guide the DC/IP inversion, the geology model needed to be extended to fit the Volume of Interest (VOI) that the DC/IP inversion would be performed within.

•In the initial phases of the modelling, it was decided that the overburden surface was too thin, and would be ignored in the subsequent modelling stages. This left the contact surface between the thorn stock and the breccia to be modelled throughout the volume.

•To preserve the high level of detail provided in the original model, while creating a surface that extended to all the boundaries of the VOI, copies of the original surfaces were made within GOCAD, and subsequently "trimmed" so that the flat east and west surfaces (i.e. not representing any geologic contact) were removed. Although the top part of the breccia model contained some information (it was modelled below the overburden), the goal was to extend the breccia up to topography, so this section was removed as well.

Mira Geoscience
...modelling the earth

Geology Modeling

•The borders of the resulting surface were re-modelled to pass through the full extent of the VOI. Because no additional geologic constraints were provided, the remaining borders (east, west, and top) were simply extended along a straight line (directly east, west, and up) to the edges of the VOI.

•The new, extended model of the breccia contact was then trimmed against topography within the VOI. Within the VOI, the contact was used to populate the grid with two regions; (inside) the breccia and (outside) the stock. A third region (air) was also created above topography.

•Different 3D view of geologic model are shown in Fig-3 to Fig-6.

Mira Geoscience
...modelling the earth

Geology Modeling

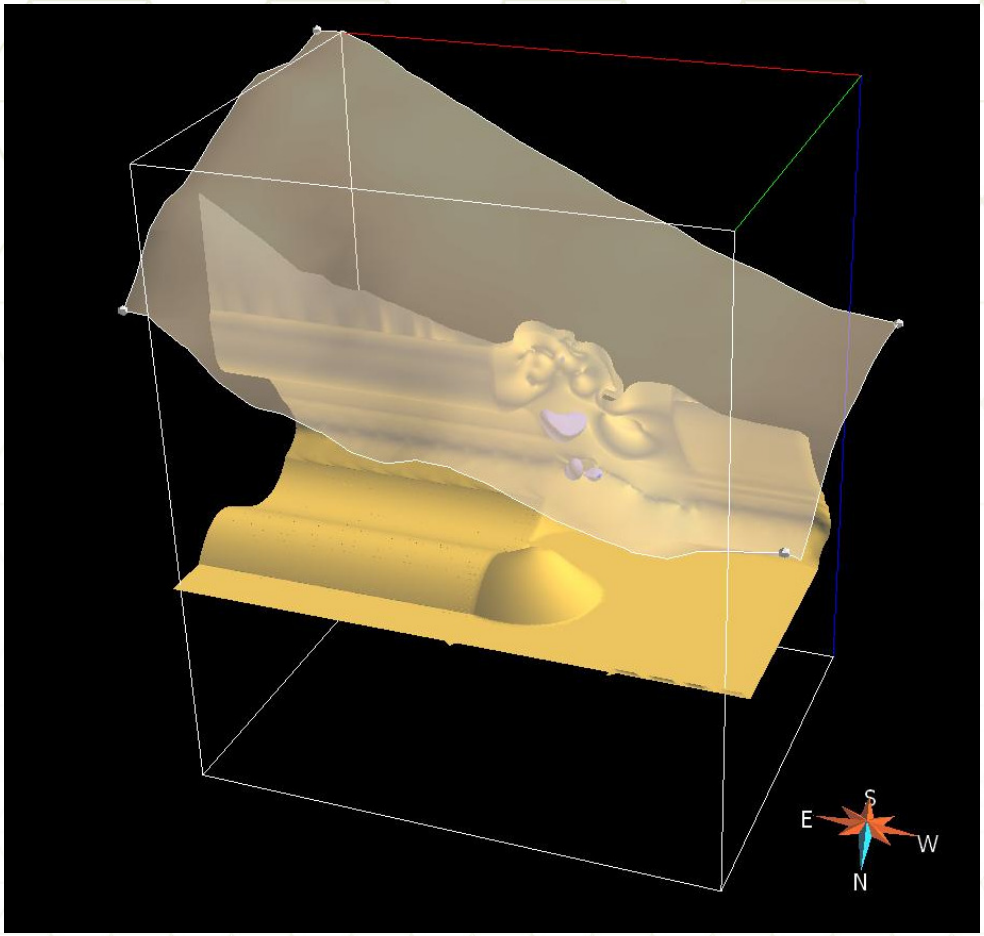

Fig-3: 3D view of geologic model in GOCAD.

Mira Geoscience
...modelling the earth

Geology Modeling

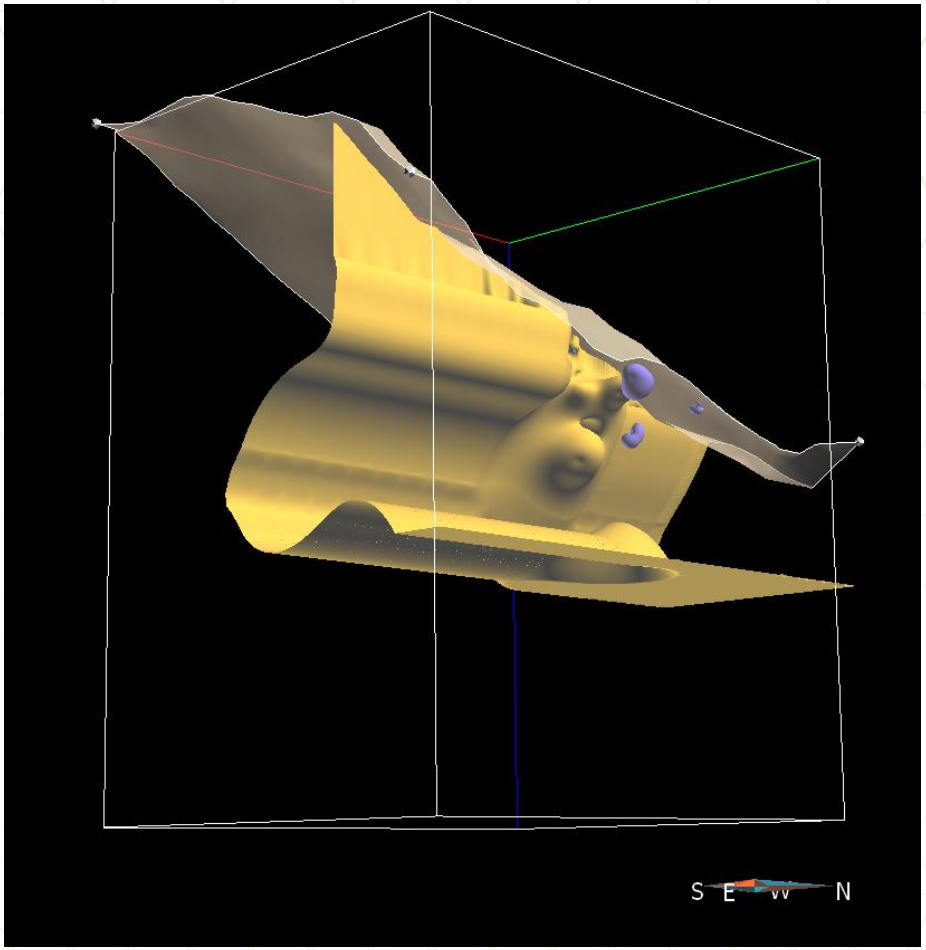

Fig-4: 3D view of geologic model in GOCAD.

Mira Geoscience
...modelling the earth

Geology Modeling

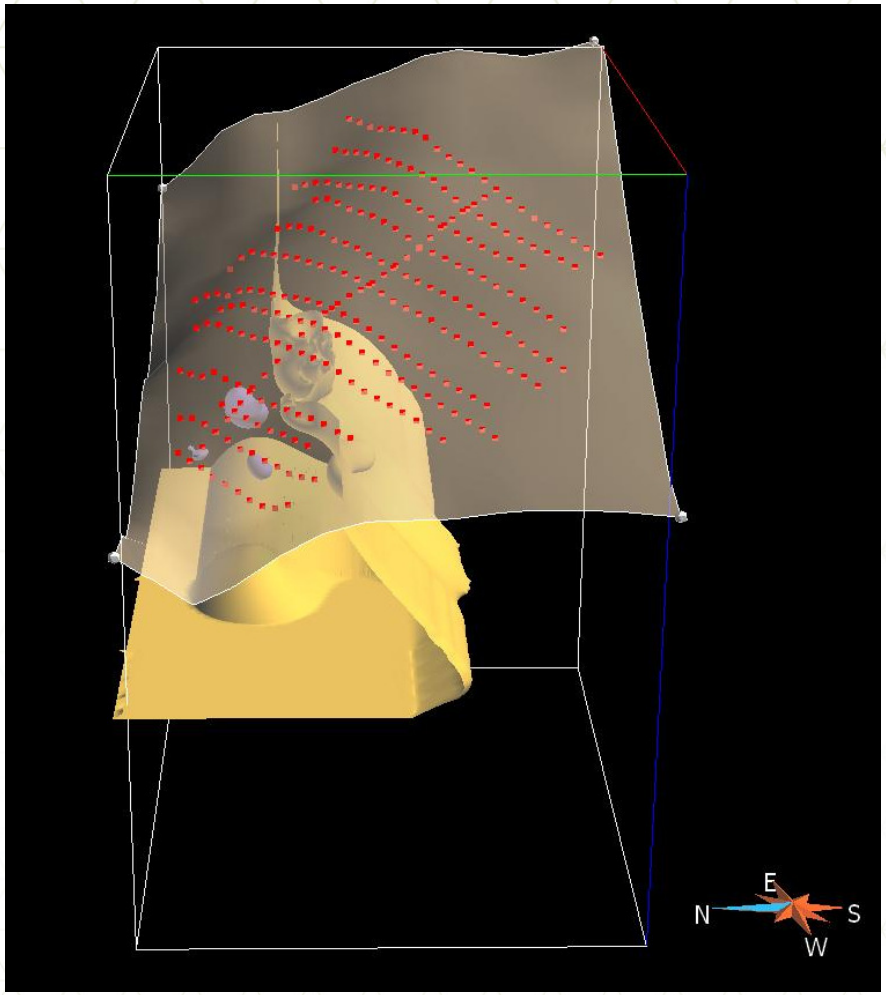

Fig-5: 3D view of geologic model in GOCAD.

Mira Geoscience
...modelling the earth

Geology Modeling

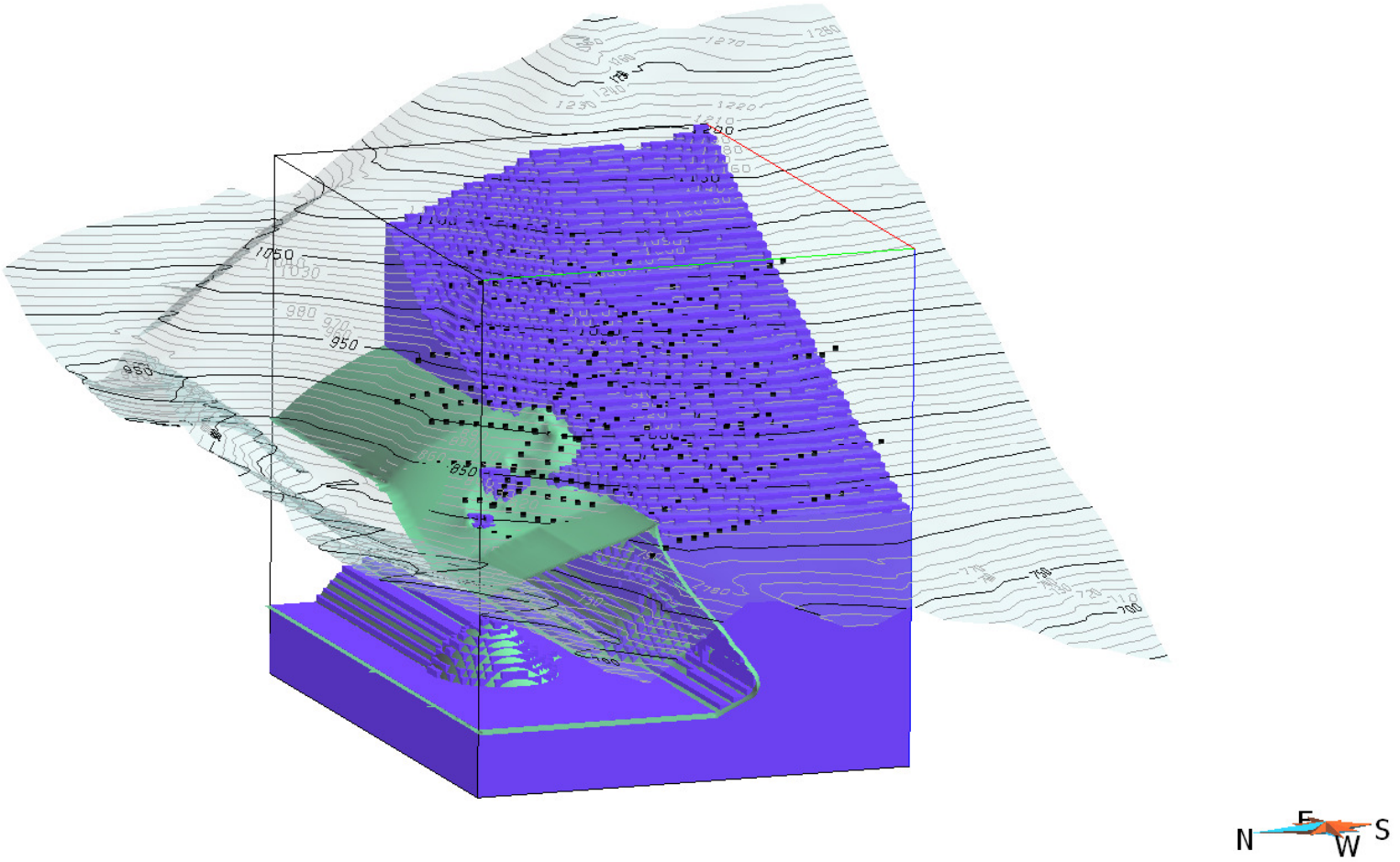

Fig-6: 3D view of geologic model in GOCAD with ground surface topography.

Mira Geoscience
...modelling the earth

DC/IP Modeling

•Unconstrained 3D DC/IP inversion modelling of all measuring stations within the VOI were performed using a fine core mesh (10m x 10m x 10m cells), with the topography included.

•3D DC/IP constrained inversion of VOI fine core mesh were completed using a weighting model generated from geology model. Different view of the 3D modelling results are shown in Fig-6 to Fig-10.

•Observed and predicted data are important to inspect together so one can evaluate how well the model would predict the field data, and to provide an estimate a noise levels in the data that are not fit by the model. The predicted data fit the observed data well and most of the sources have been well represented in the model. Although, where the data coverage is not good (the south-east and north-east side of VOI), the results produced are not as satisfactory.

Mira Geoscience
...modelling the earth

DC/IP Modeling

•A block model of the inverted susceptibility results has been produced in UBC-GIF format. This can be visualized using the freely available UBC Mesh tools viewer.

•Inversion results have been produced and reviewed in GOCAD.

•Horizontal depth/elevation slices have been produced using WinDisp™ software. Horizontal grids are in UTM-WGS83 Zone 8N . Vertical sections are in meters at fixed UTM eastings and northings.

•Fig-6 shows perspective views of the final geologic model in GOCAD. Sample of 2D vertical sections, horizontal iso-elevation slices and iso-conductivity/iso-chargeability surfaces are shown in Fig-7 through Fig-16.

•Conductivity and chargeability iso-depth slices at depths 65 m and 125 m overlying with iso-conductivity surface of 0.01 S/m and iso-chargeability surface of 0.02 ms are shown in Fig-17 to Fig-20.

Mira Geoscience
...modelling the earth

DC/IP Modeling

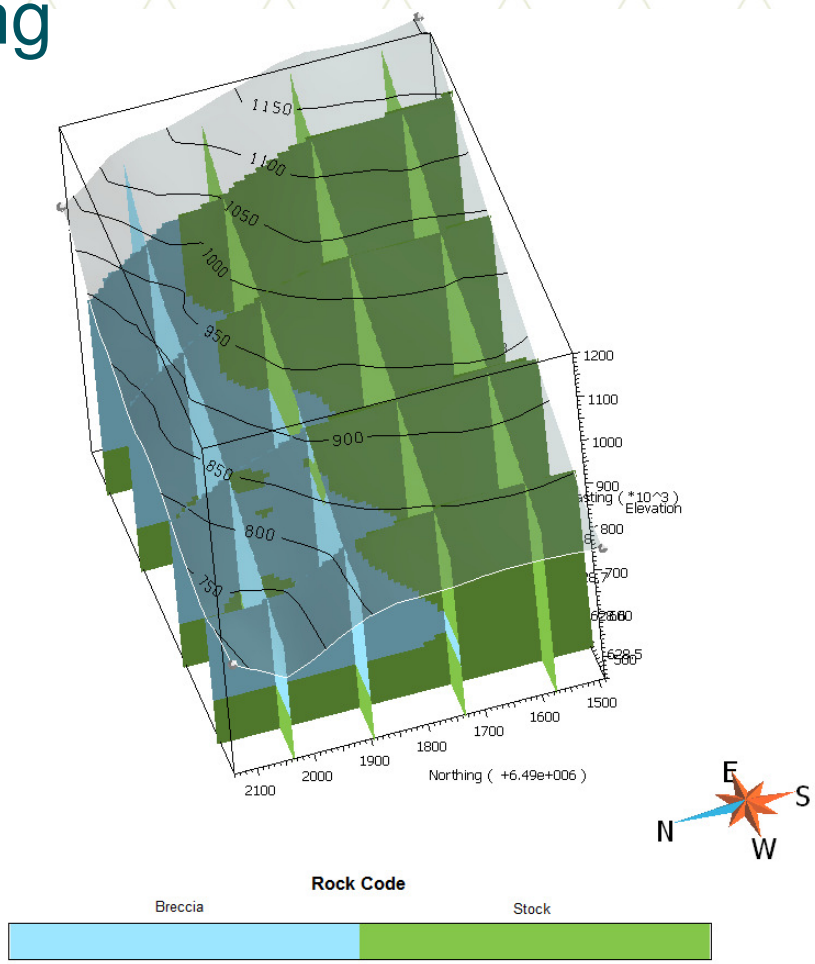

Fig-7: Perspective views of the final geologic model in GOCAD with N-S and E-W vertical sections.

Mira Geoscience
...modelling the earth

Results

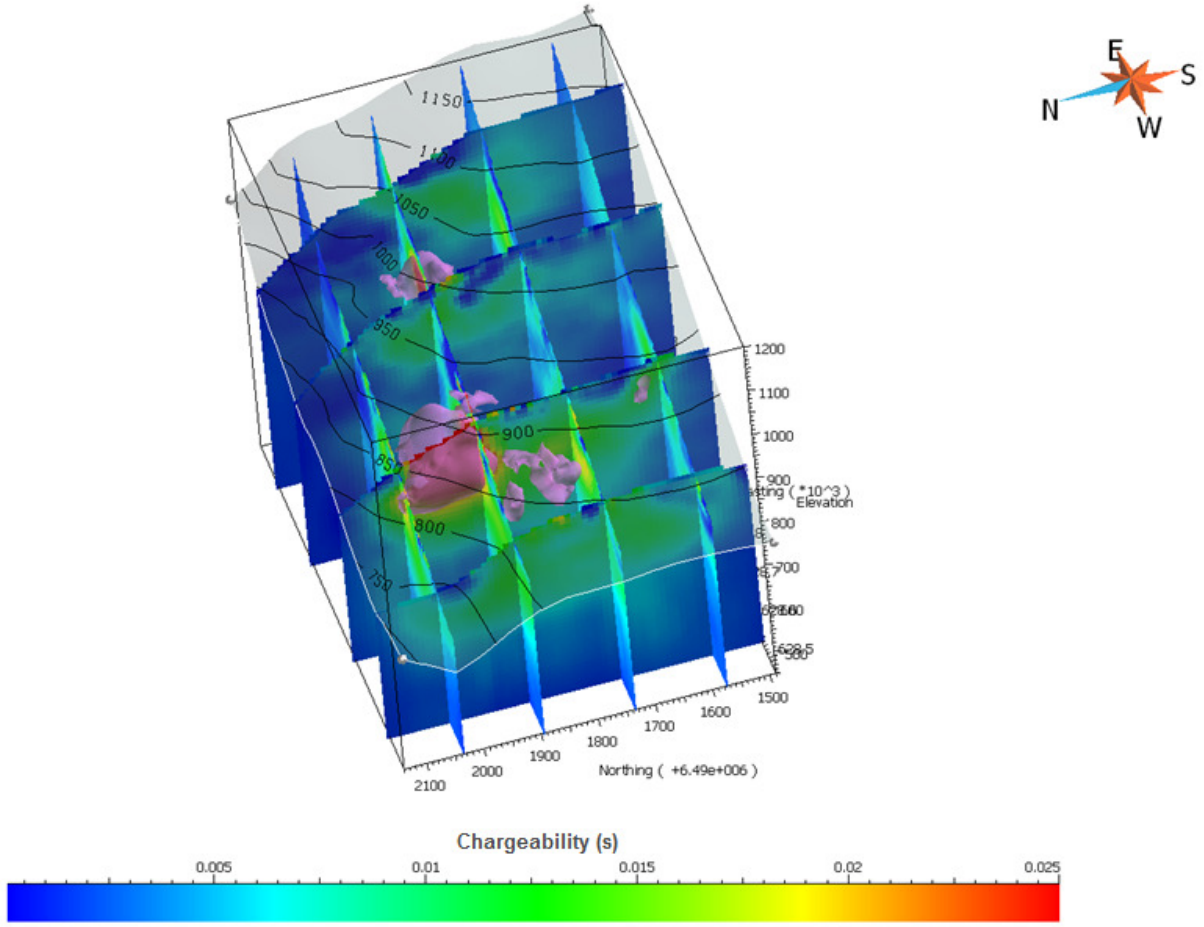

Fig-8: Perspective view of selected sections of the final chargeability model from unconstrained inversion in GOCAD (no vertical exaggeration). Iso-chargeability surface of 0.02 (s) are shown in purple. Topography surface are shown in the image.

Mira Geoscience
...modelling the earth

Results

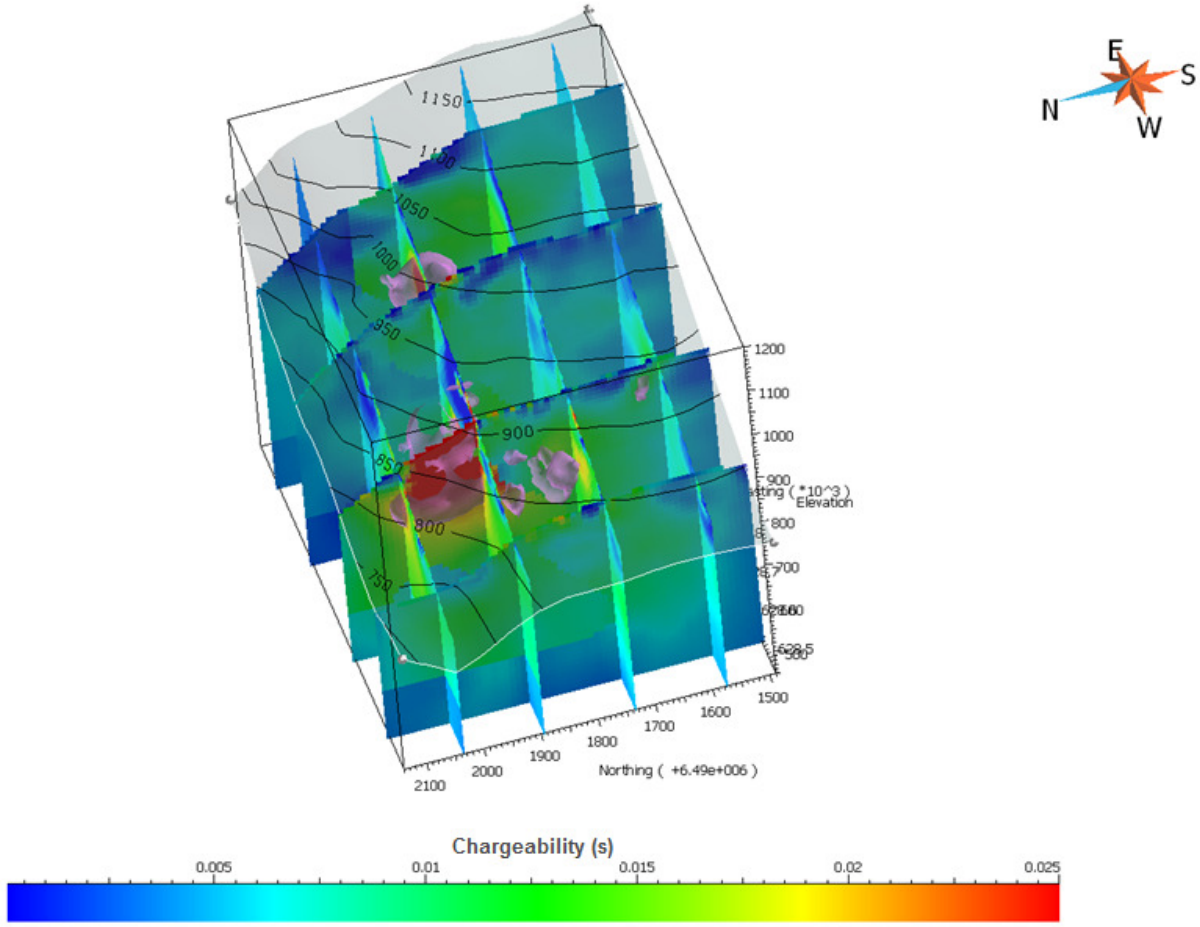

Fig-9: Perspective view of selected sections of the final chargeability model from geologically constrained inversion in GOCAD (no vertical exaggeration). Iso-chargeability surface of 0.02 (s) are shown in purple. Topography surface are shown in the image.

Mira Geoscience
...modelling the earth

Results

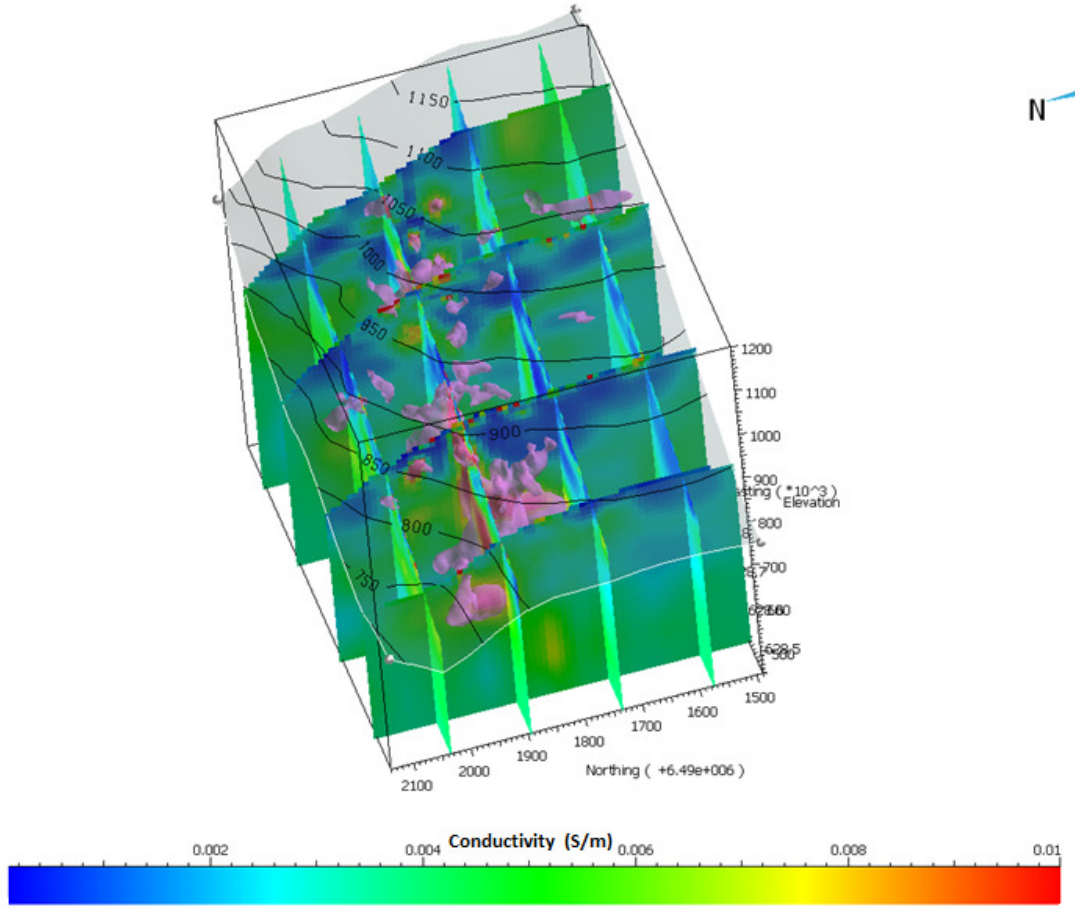

Fig-10: Perspective view of selected sections of the final conductivity model from unconstrained inversion in GOCAD (no vertical exaggeration). Iso-conductivity surface of 0.0075 S/m (133 ohm.m) are shown in purple. Topography surface are shown in the image.

Mira Geoscience
...modelling the earth

Results

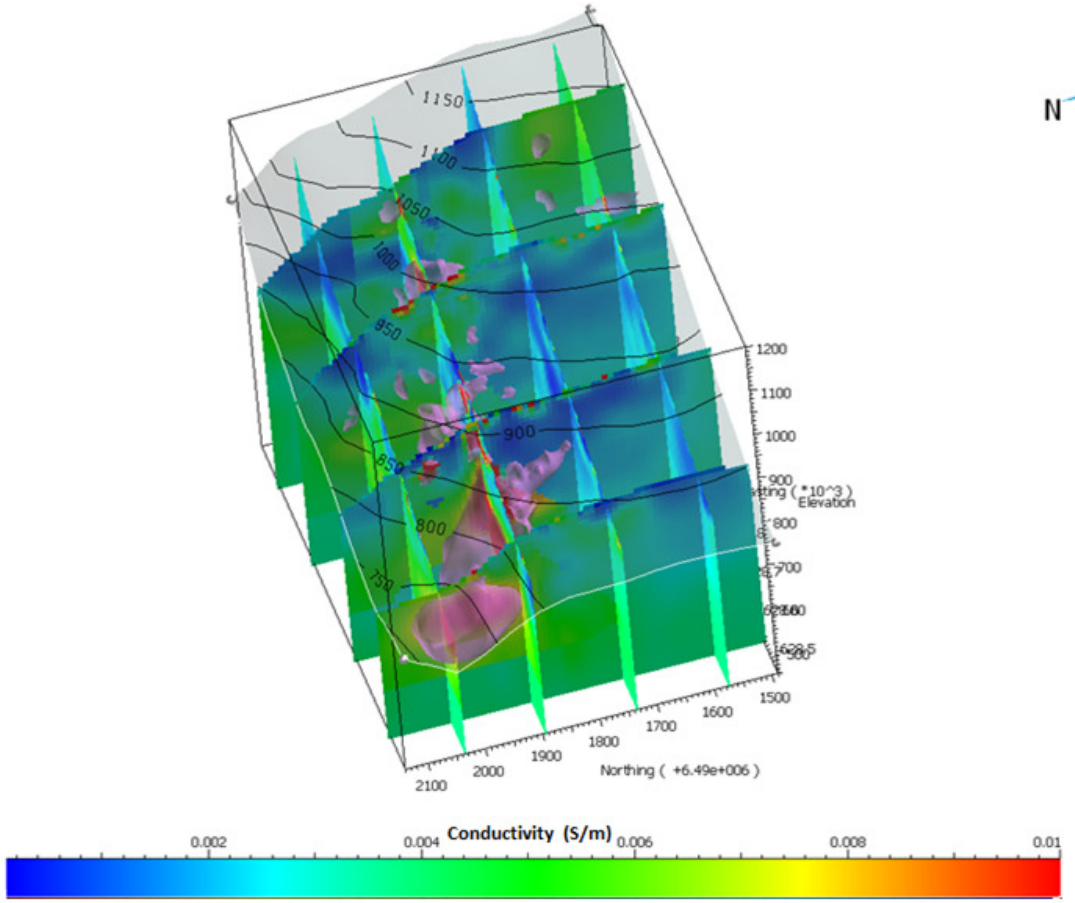

Fig-11: Perspective view of selected sections of the final conductivity model from geologically constrained inversion in GOCAD (no vertical exaggeration). Iso-conductivity surface of 0.0075 S/m (133 ohm.m) are shown in purple. Topography surface are shown in the image.

Mira Geoscience
...modelling the earth

Results

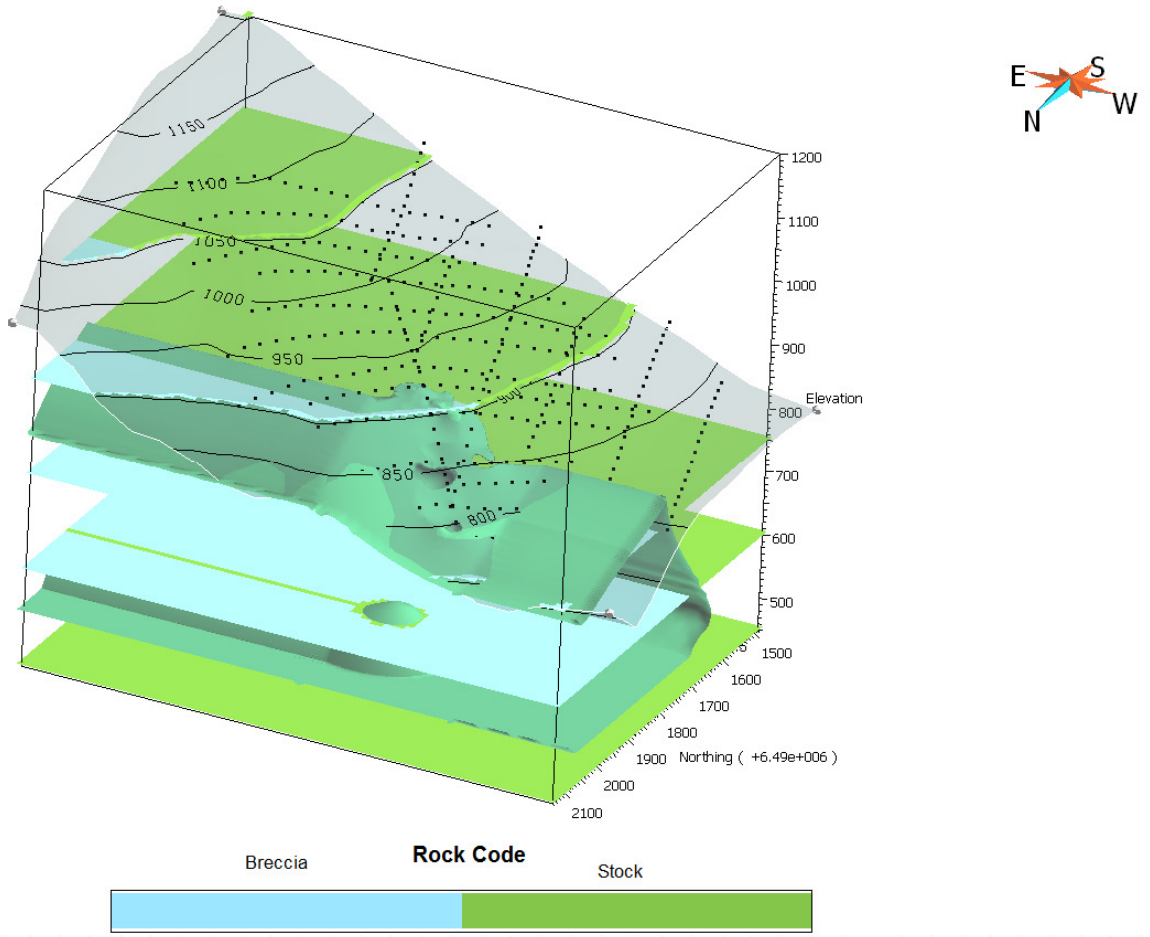

Fig-12: Perspective views of the final geologic model in GOCAD with selected iso-elevation horizontal slices.

Mira Geoscience
...modelling the earth

Results

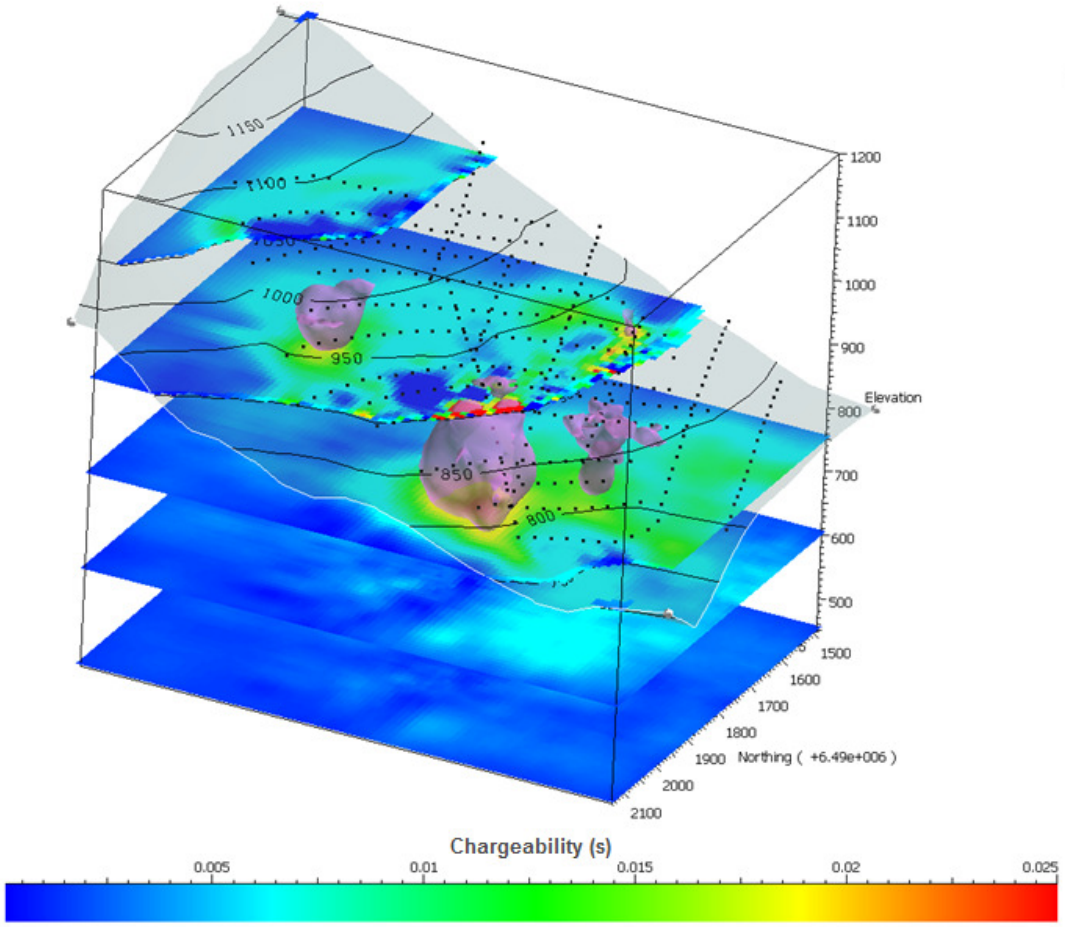

Fig-13: Perspective view of selected iso-elevation slices of the final chargeability model from unconstrained inversion in GOCAD (no vertical exaggeration). Iso-chargeability surface of 0.02 (s) are shown in purple. Topography surface and measuring stations are shown in the image.

Mira Geoscience
...modelling the earth

Results

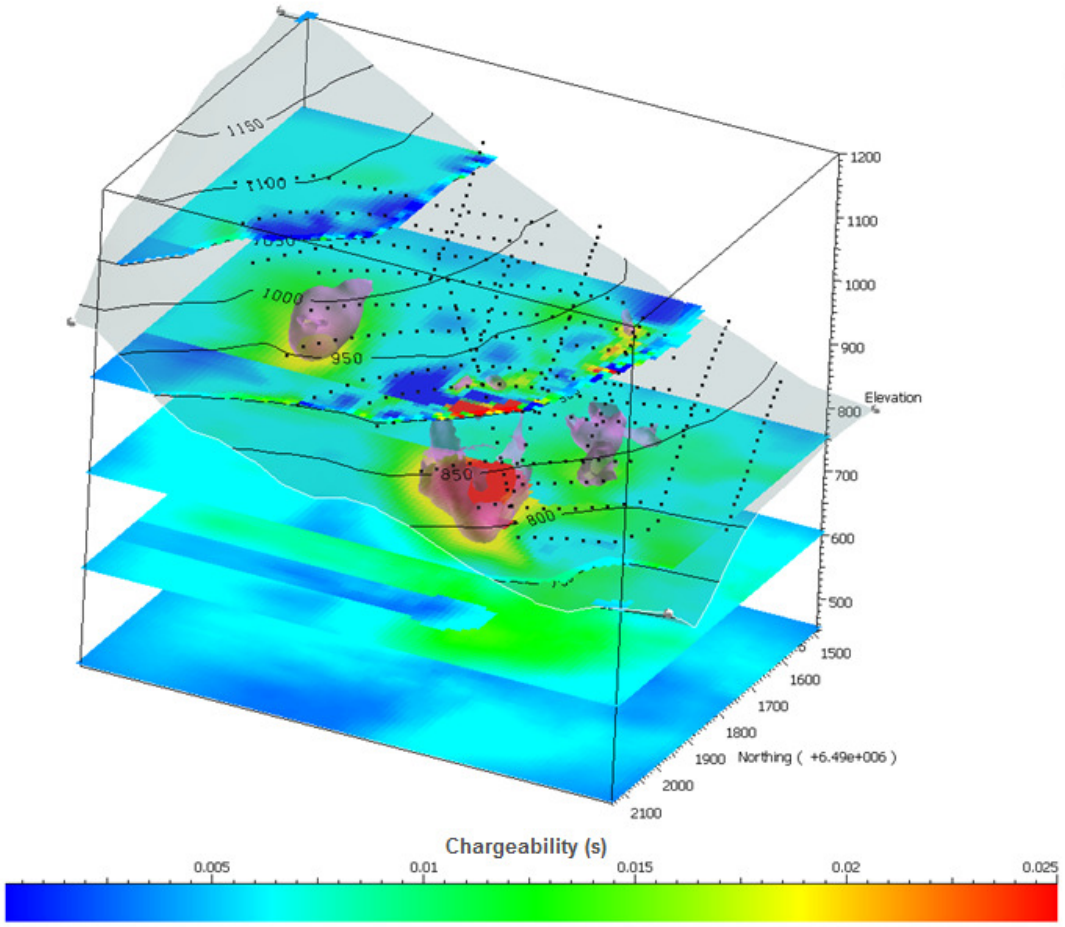

Fig-14: Perspective view of selected iso-elevation slices of the final chargeability model from geologically constrained inversion in GOCAD (no vertical exaggeration). Iso-chargeability surface of 0.02 (s) are shown in purple. Topography surface and measuring stations are shown in the image.

Mira Geoscience
...modelling the earth

Results

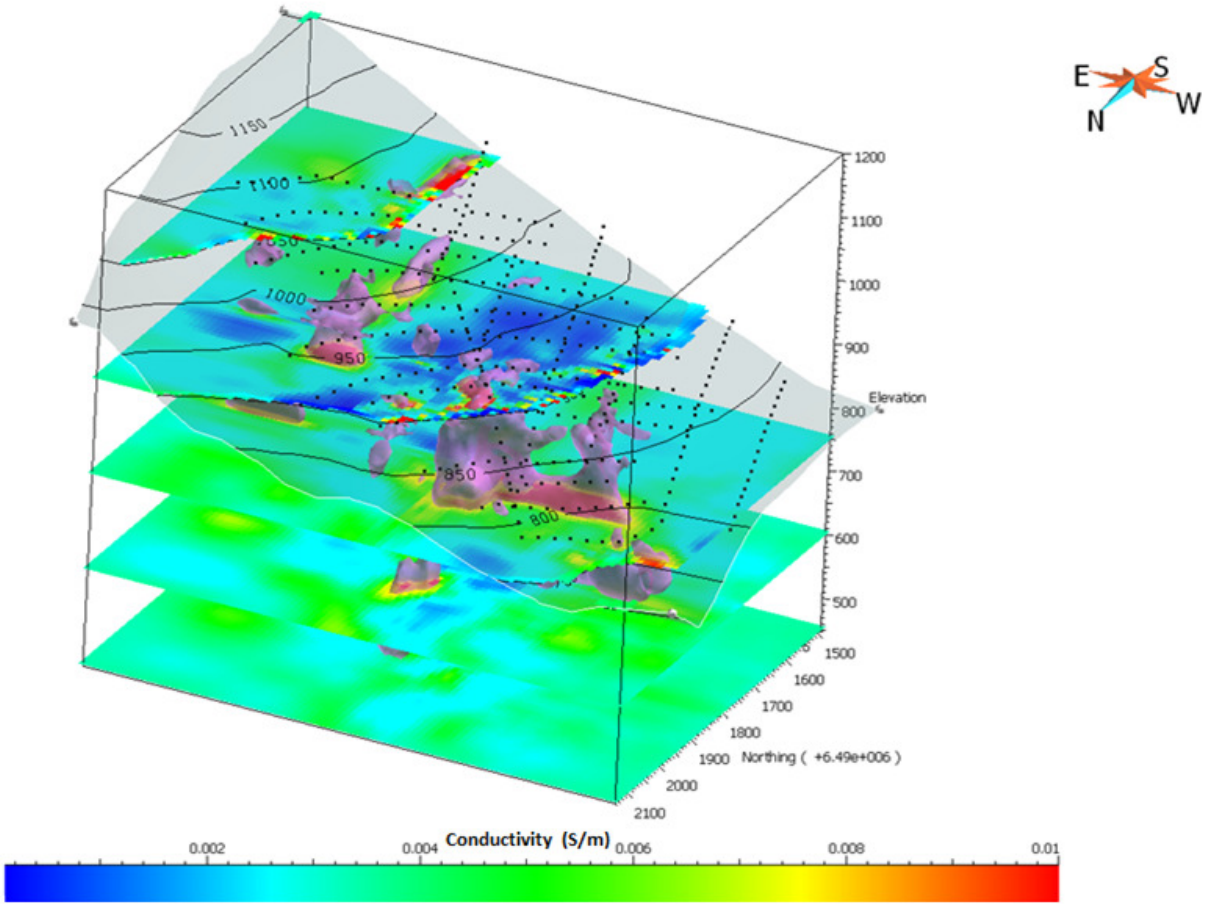

Fig-15: Perspective view of selected iso-elevation slices of the final conductivity model from unconstrained inversion in GOCAD (no vertical exaggeration). Iso-conductivity surface of 0.0075 S/m (133 ohm.m) are shown in purple. Topography surface and measuring stations are shown in the image.

Mira Geoscience
...modelling the earth

Results

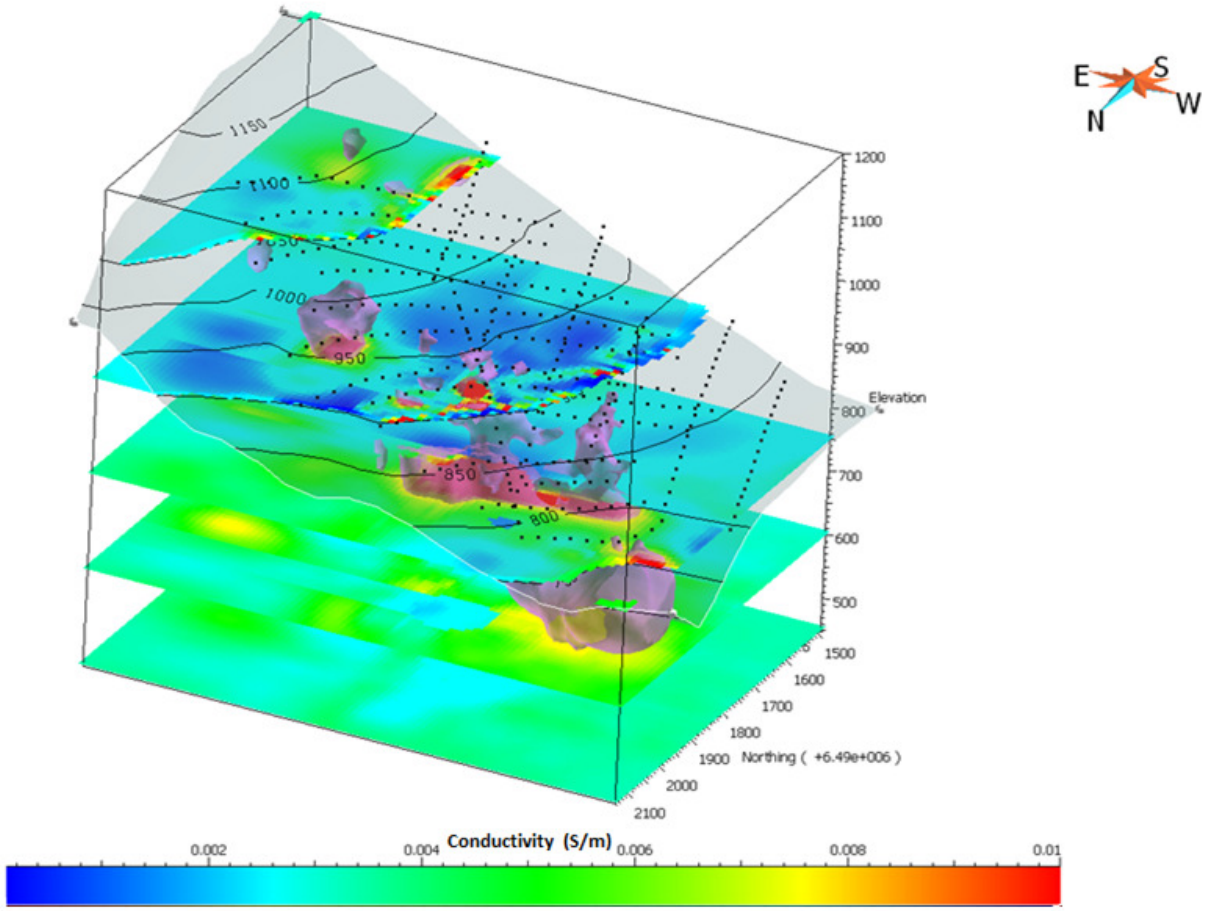

Fig-16: Perspective view of selected iso-elevation slices of the final conductivity model from geologically constrained inversion in GOCAD (no vertical exaggeration). Iso-conductivity surface of 0.0075 S/m (133 ohm.m) are shown in purple. Topography surface and measuring stationsare shown in the image.

Mira Geoscience
...modelling the earth

Results

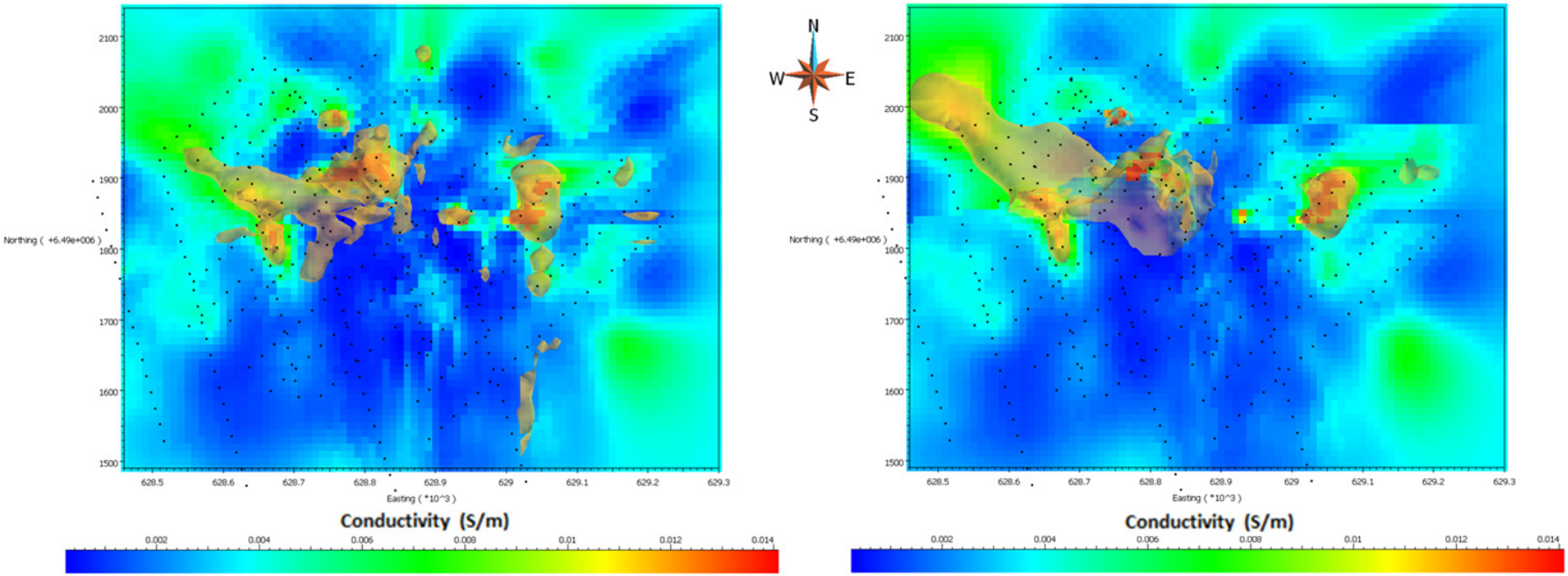

Fig-17: Conductivity iso-depth slice at depth 65m overlying with iso-conductivity surface of 0.01 S/m. Left is from unconstrained inversion and right is from constrained inversion.

Mira Geoscience
...modelling the earth

Results

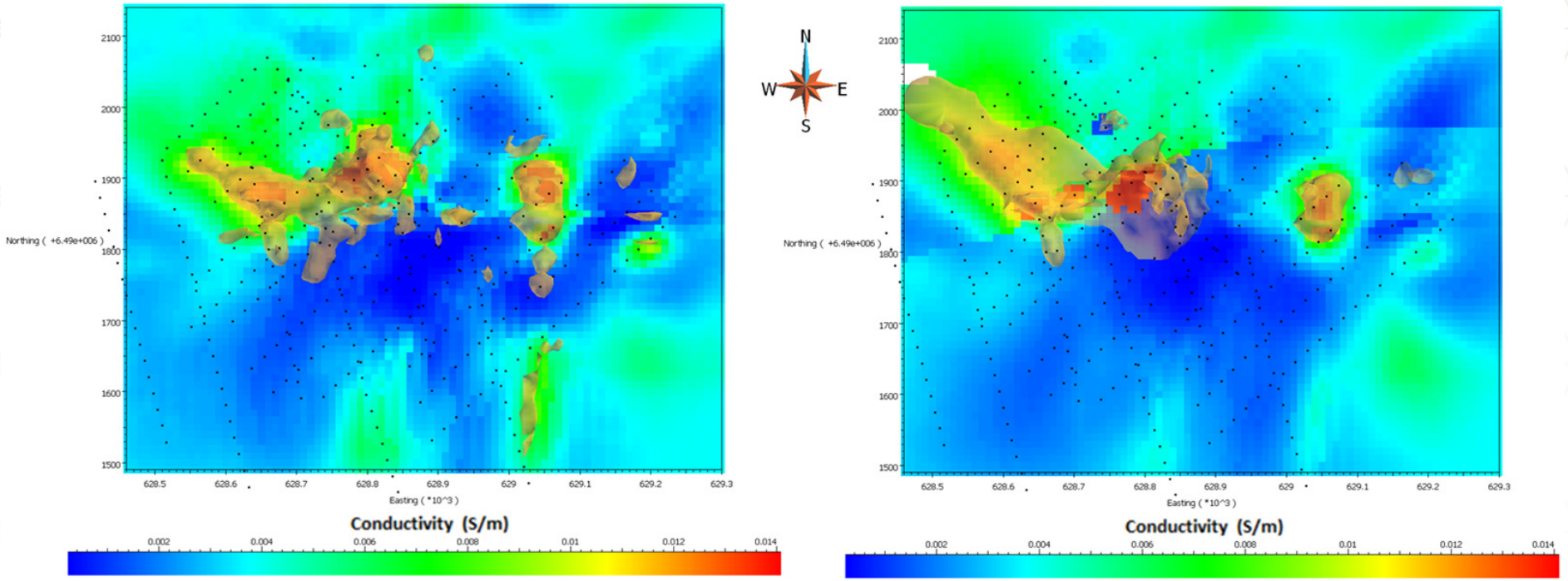

Fig-18: Conductivity iso-depth slice at depth 125m overlying with iso-conductivity surface of 0.01 S/m. Left is from unconstrained inversion and right is from constrained inversion.

Mira Geoscience
...modelling the earth

Results

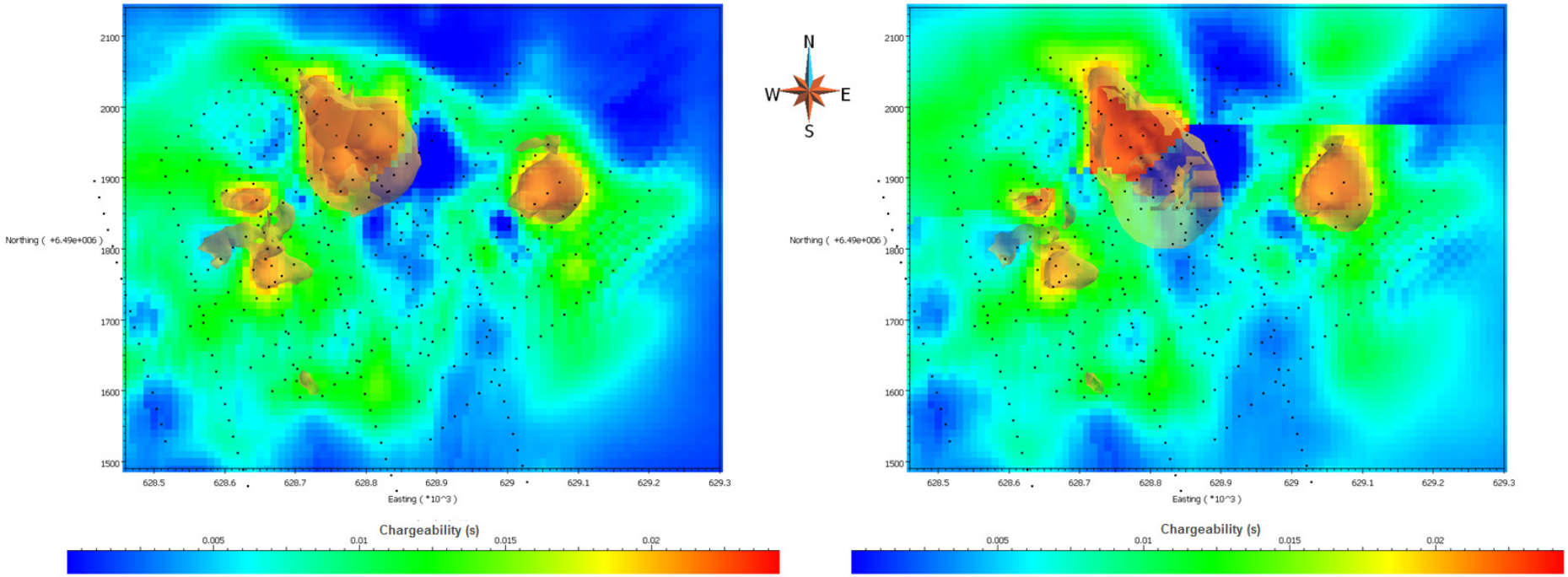

Fig-19: Chargeability iso-depth slice at depth 65m overlying with iso-chargeability surface of 0.02 (s). Left is from unconstrained inversion and right is from constrained inversion.

Mira Geoscience
...modelling the earth

Results

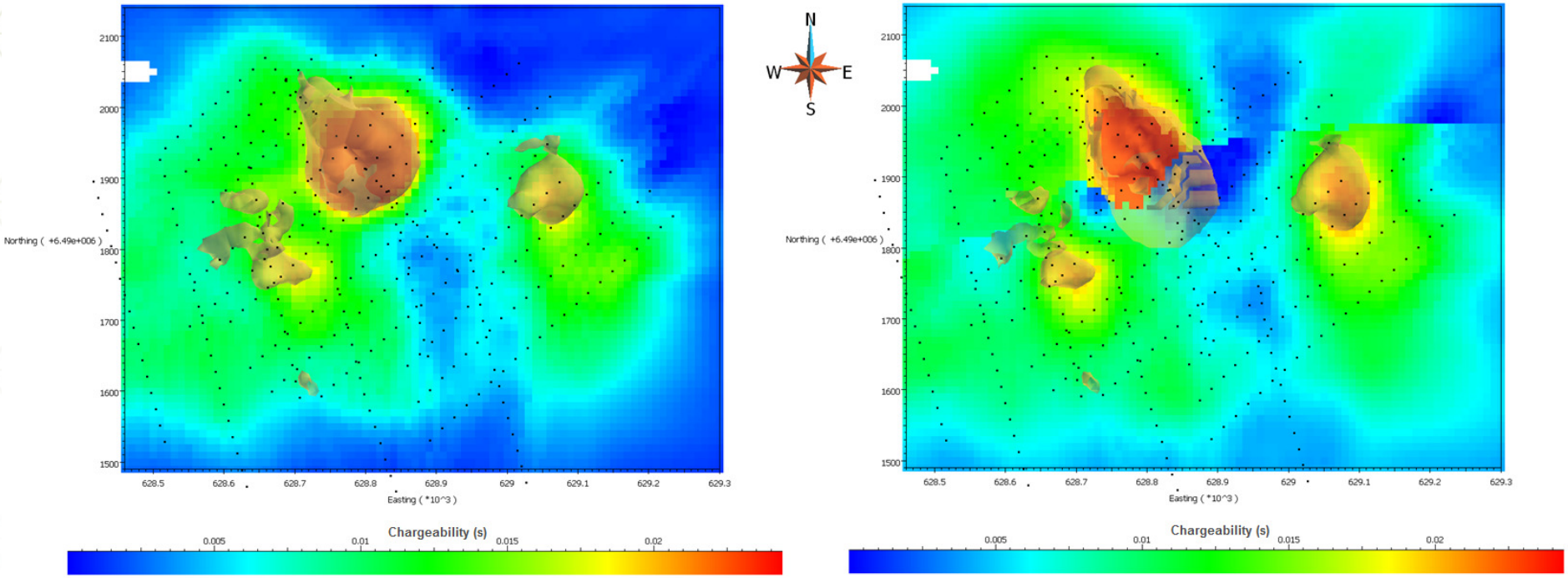

Fig-20: Chargeability iso-depth slice at depth 125m overlying with iso-chargeability surface of 0.02 (s). Left is from unconstrained inversion and right is from constrained inversion.

Mira Geoscience
...modelling the earth

Results

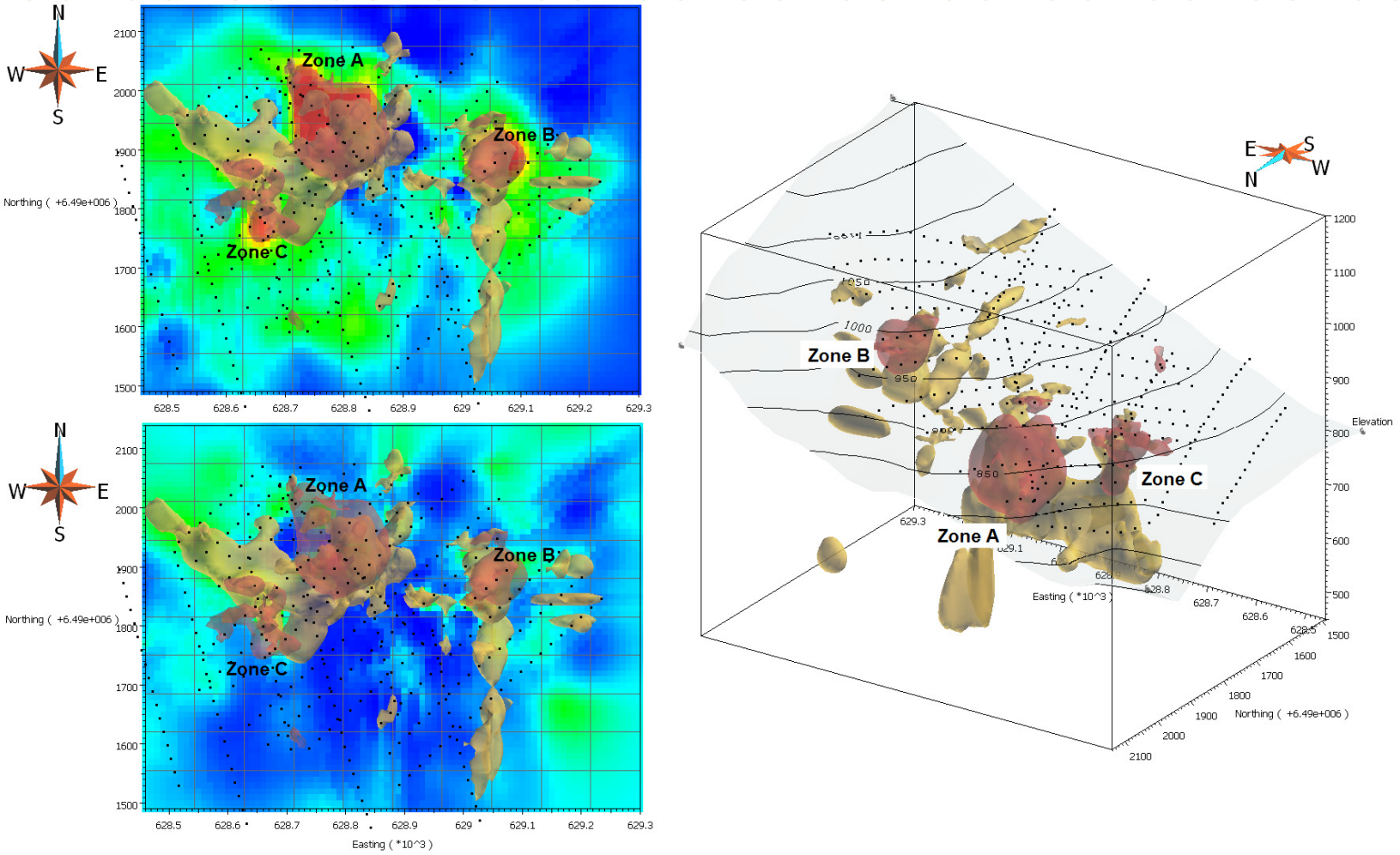

Mira Geoscience
...modelling the earth

Fig-21: Chargeability and conductivity iso-depth slices from unconstrained inversion at depth 65m are shown at left top and bottom respectively. The map is overlain with iso-chargeability surface of 0.02 (s) and iso-conductivity surface of 0.0075 (S/m). Right image shows perspective view of Iso-chargeability surface of 0.02 (s) and iso-conductivity surface of 0.0075 (S/m) in brown and beige respectively.

Results

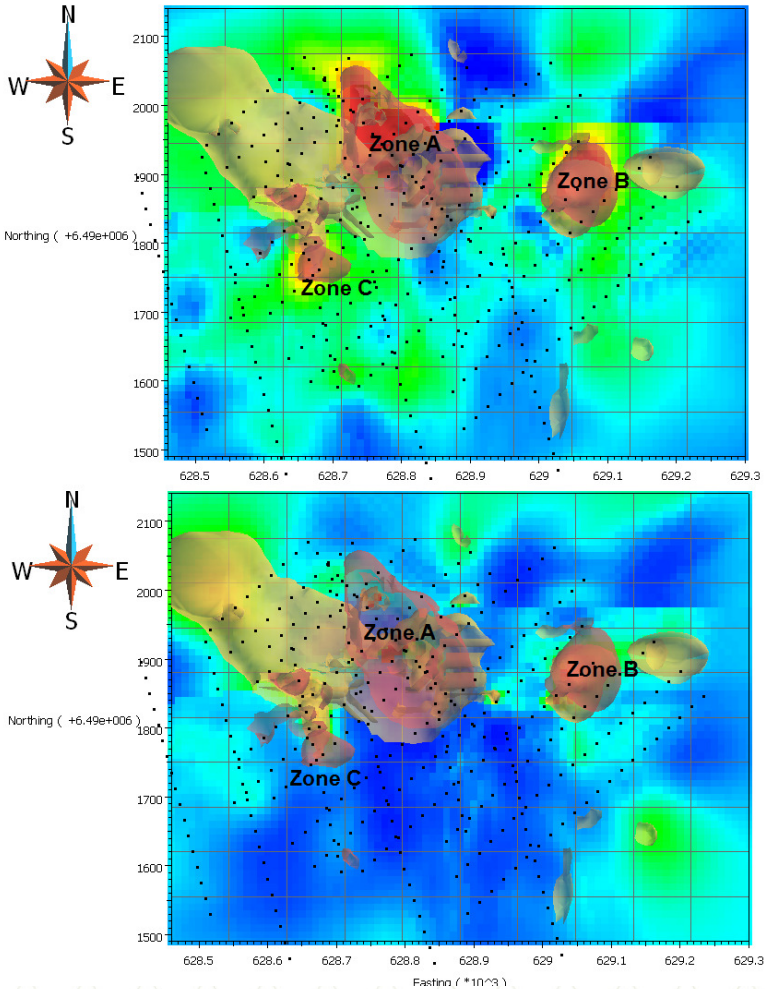

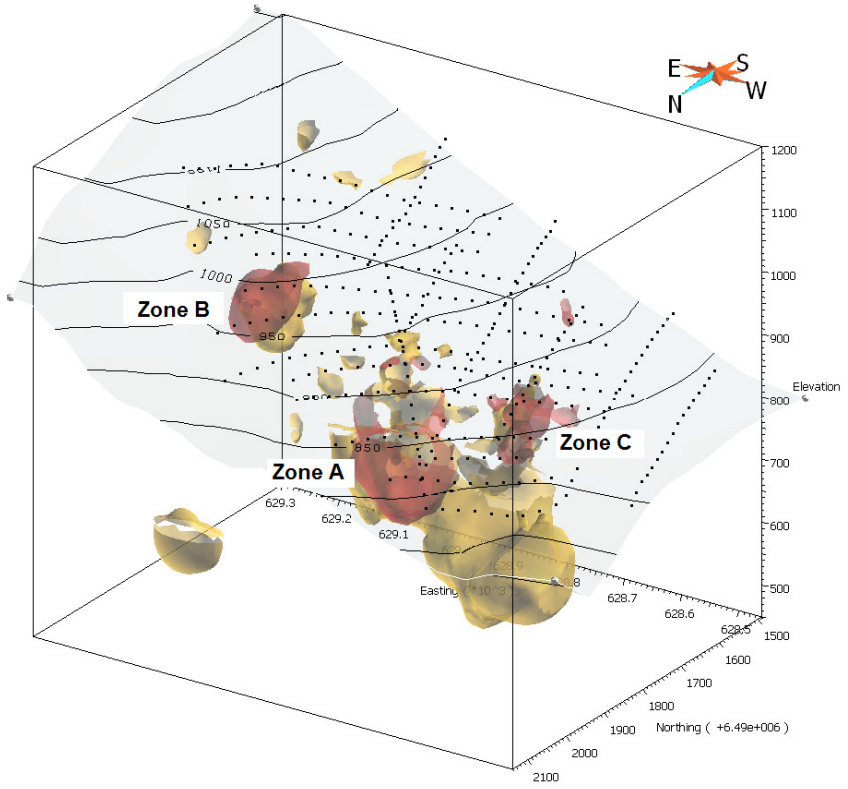

Mira Geoscience
...modelling the earth

Fig-22: Chargeability and conductivity iso-depth slices from geologically constrained inversion at depth 65m are shown at left top and bottom respectively. The map is overlain with iso-chargeability surface of 0.02 (s) and iso-conductivity surface of 0.0075 (S/m). Right image shows perspective view of Iso-chargeability surface of 0.02 (s) and iso-conductivity surface of 0.0075 (S/m) in brown and beige respectively.

Conclusion and Recommendations

•Unconstrained 2D and 3D and constrained 3D DC resistivity and IP chargeability inversions have been completed over the Oban zone of the Thorn project area.

•The resulting inverted models can be used to characterize the chargeability and conductivity characteristics of known mineralization in order for the identification of new mineralized zones.

•Three bodies of potential target with high chargeability and high conductivity values have been identified by DC/IP inversion modeling. These are labelled Zone-A, B and C. Chargeability and conductivity iso-depth slices at depth 65 m and perspective view of Iso-chargeability surface of 0.02 (s) and iso-conductivity surface of 0.0075 (S/m) for unconstrained and constrained inversion modeling are shown in Fig-21 and 22.

•Comparing to other identified zones, Zone-A could be considered as main anomaly because of economic importance and higher chargeability response.

Mira Geoscience
...modelling the earth

Conclusion and Recommendations

•Physical property analysis should be performed to establish a good relationship between electrical conductivity and IP chargeability, alteration/mineralization, and host rock units. The DC/IP inversion could then be rerun and improved using the geology model and measured physical properties in a constrained inversion of the DC resistivity data.

•The integration of other geophysical and geologic information from surface mapping and drill holes in a 3D GOCAD model would provide context to the results in a 3D environment and would assist the understanding of the project geology and the existing drill results.

•For future data acquisition, larger dipole length (either for a whole survey or expanding dipole lengths at larger dipole offsets), smaller line-spacing, 3D survey (i.e. offset lines of receivers and transmitters to collect 3D data instead of data along a line) or crossing perpendicular lines are recommended to help improving the modelling results.

Mira Geoscience
...modelling the earth

Deliverable Products

•Procedural report in PDF.

•3D model in a GOCAD project.

•3D conductivity and chargeability models in UBC ASCII format. These models could be imported into the 3D visualization software.

•2D products (binary grids) for different sections, depth and elevation slices of conductivity and chargeability model.

•iso-conductivity and iso-chargeability surfaces in 3D-DXF format.

Mira Geoscience
...modelling the earth

Appendix H: Mapping alteration using ASTER imagery

Thorn Project – British Columbia, Canada

Mapping alteration minerals using ASTER imagery principal component analysis and band ratios

Prepared by Sorin Posescu, P.Geo
Effective Date: March 22, 2012

Introduction

Advanced **S**paceborne **T**hermal **E**mission and **R**eflection Radiometer (ASTER) is an imaging instrument flying on the Terra satellite, launched in late 1999. The instrument has 3 subsystems that capture readings from different portions of the electromagnetic spectrum at different resolutions. The three subsystems are referred to as VNIR (Visible and Near Infrared), SWIR (Shortwave Infrared) and TIR (Thermal Infrared). Reflectance values in the SWIR range are particularly useful in differentiating rock and soil mineralogy related to alteration zones.

An ASTER image contains 14 bands of information, 4 bands in the VNIR with 15 metre resolution, 6 bands in the SWIR with 30 metre resolution and 5 bands in the TIR with 90 metre resolution.

Image Pre-Processing

The ASTER imagery been orthorectified, atmospherically and crosstalk corrected before being processed.

Atmospheric corrections were performed on the VNIR (Visible and Near Infrared) and SWIR (Short Wave Infrared) bands in all the images using the FLAASH add on for ENVI (RSI, 2008).

Crosstalk is an effect in ASTER imagery caused by signal leakage from band 4 into adjacent bands 5 and 9. This issue was corrected using software from Japan's Earth Remote Sensing Data Applications Centre (ERSDAC).

Masking

Algorithms to mask vegetation, clouds, snow and water were also applied.

Mineral mapping products

Mineral abundance images at Thorn were produced from ASTER bands using Principal Components Algorithm (kaolinite, alunite and illite), each one showing areas most likely to contain the alteration minerals. These abundance images are shown in figure 2 to 7, with bright DN values indicating high abundances.

Mineral endmember identification using PCA and band ratios of ASTER bands

Principal components analysis is a powerful statistical technique that can be used for suppressing irradiance effects that dominate all bands, therefore enhancing spectral reflectance features of geological materials. PCA can be applied to remote sensing images, with the purpose of extracting specific spectral responses, as in the case of alteration minerals. PCA was applied to subsets of four ASTER bands. The subsets were selected according to the position of characteristic spectral features of key alteration mineral endmembers in the VNIR and SWIR portions of the spectrum.

After applying PCA, the eigenvector matrix used to calculate PCA for each subset was examined, to identify which PC contained the target (mineral) information.

There is an important thing to note when using ASTER imagery for regional mineralogical mapping. **Principal component analysis does not indicate the occurrence of a mineral with absolute certainty or with any idea of quantity, so ground truthing is essential.**

Conclusions

A 60 x 60 km Aster scene covering the Thorn claims was acquired in 2012. The purpose of this process was to map out potential hydrothermal alteration zones within the area covered by the Thorn claims. Three alteration minerals were mapped: kaolinite, alunite and illite. The results of the Aster alteration mapping highlighted a potential strong kaolinite/alunite/illite alteration assemblage at Amarillo Creek zone and alunite alteration at Outlaw zone.

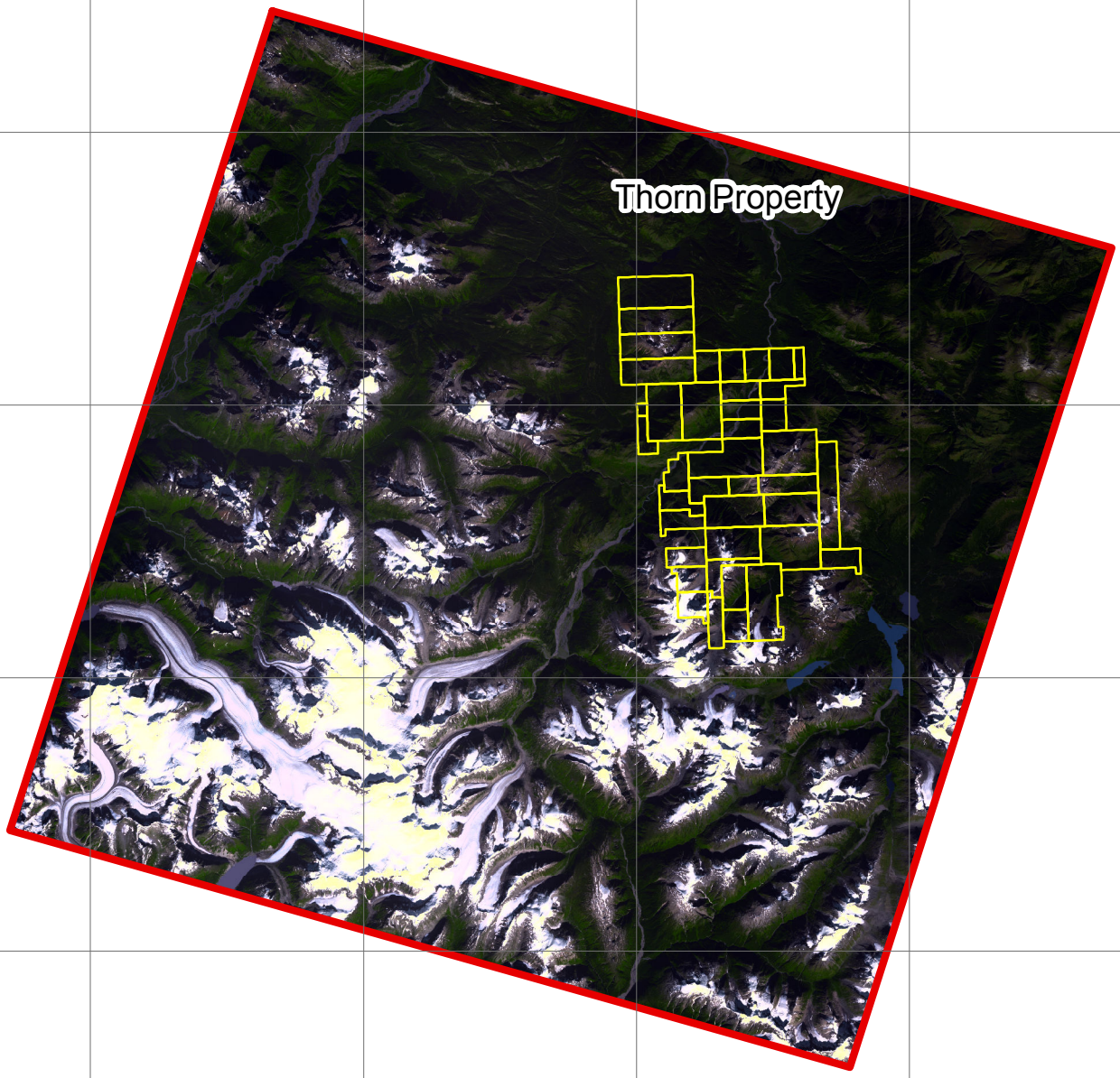

580000 600000 620000 640000 660000

6540000 6520000 6500000 6480000 6460000 6440000

0 10,000 20,000

Meters

BRIXTON METALS CORPORATION

Thorn Property

Aster Scene Natural Colour

Legend

- Aster Scene Boundary
- Thorn Claim Boundaries

BRIXTON METALS	Mining District: ATLIN	Province: BC	Figure 1
	Scale: 1: 500,000	Date: Jan 2012	
	N.T.S. 104K/10	UTM Zone 8 m NAD 83	

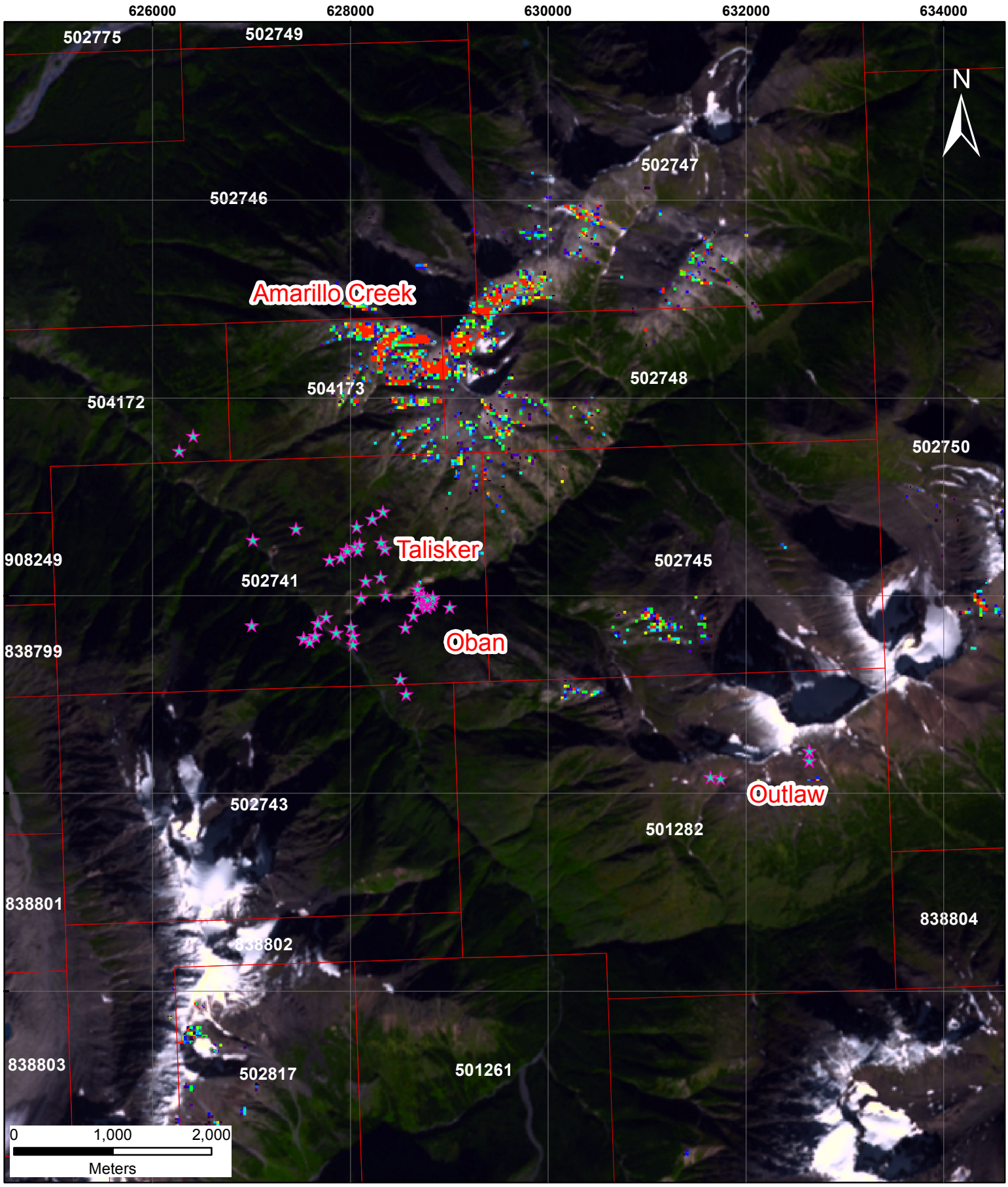

Legend

- Drillhole
- Claim Outline

Aster Alteration - Kaolinite

High Abundance

Low Abundance

BRIXTON METALS CORPORATION

Thorn Property

Aster Alteration Mapping - Kaolinite and Natural Colour Composite

BRIXTON METALS	Mining District: ATLIN	Province: BC	Figure 2
	Scale: 1: 50,000	Date: Mar 2012	
	N.T.S. 104K/10	UTM Zone 8 m NAD 83	

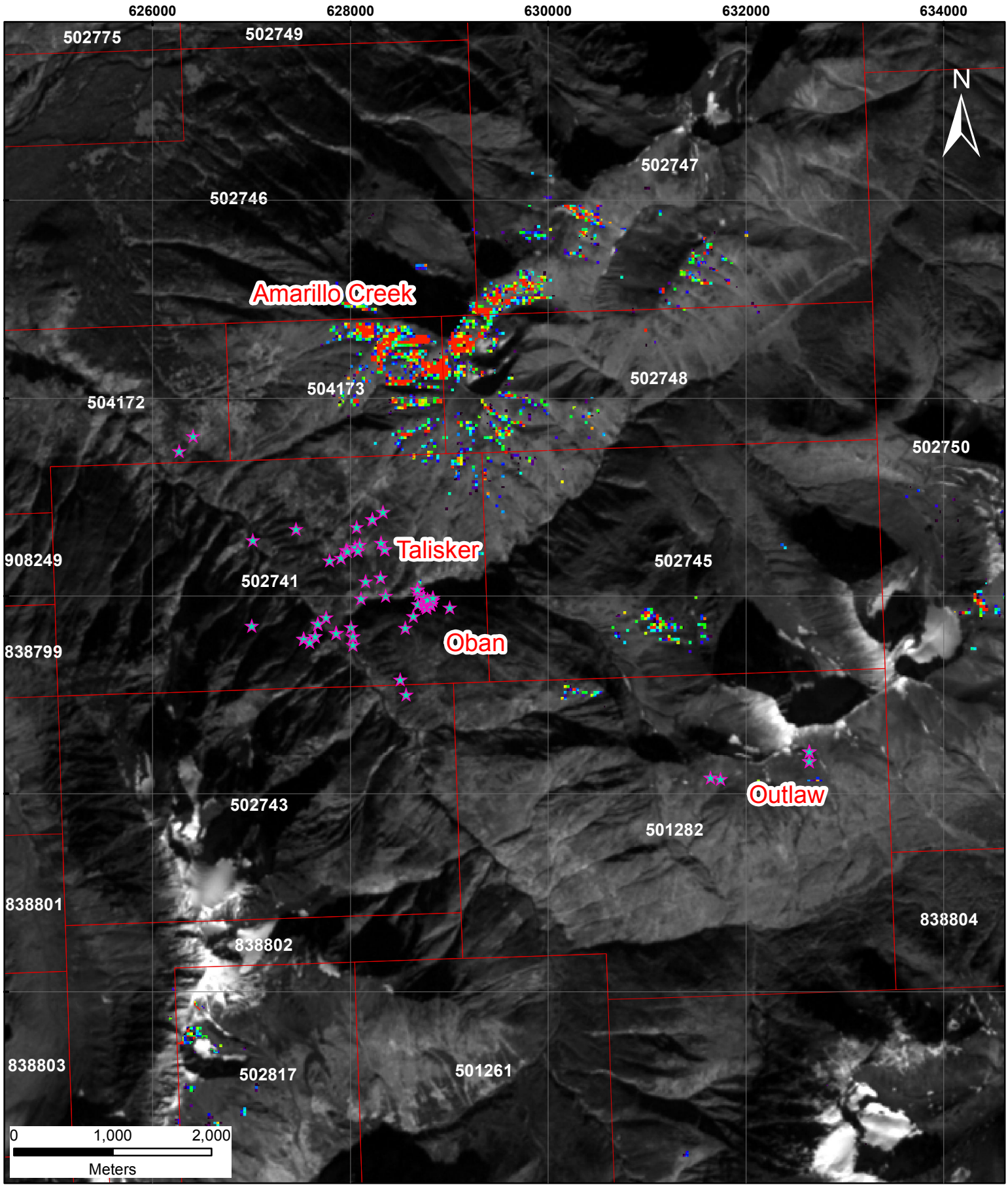

Legend

- Drillhole
- Claim Outline

Aster Alteration - Kaolinite

High Abundance

Low Abundance

BRIXTON METALS CORPORATION

Thorn Property

Aster Alteration Mapping - Kaolinite and VNIR band 3 Aster

BRIXTON METALS	Mining District: ATLIN	Province: BC	Figure 3
	Scale: 1: 50,000	Date: Mar 2012	
	N.T.S. 104K/10	UTM Zone 8 m NAD 83	

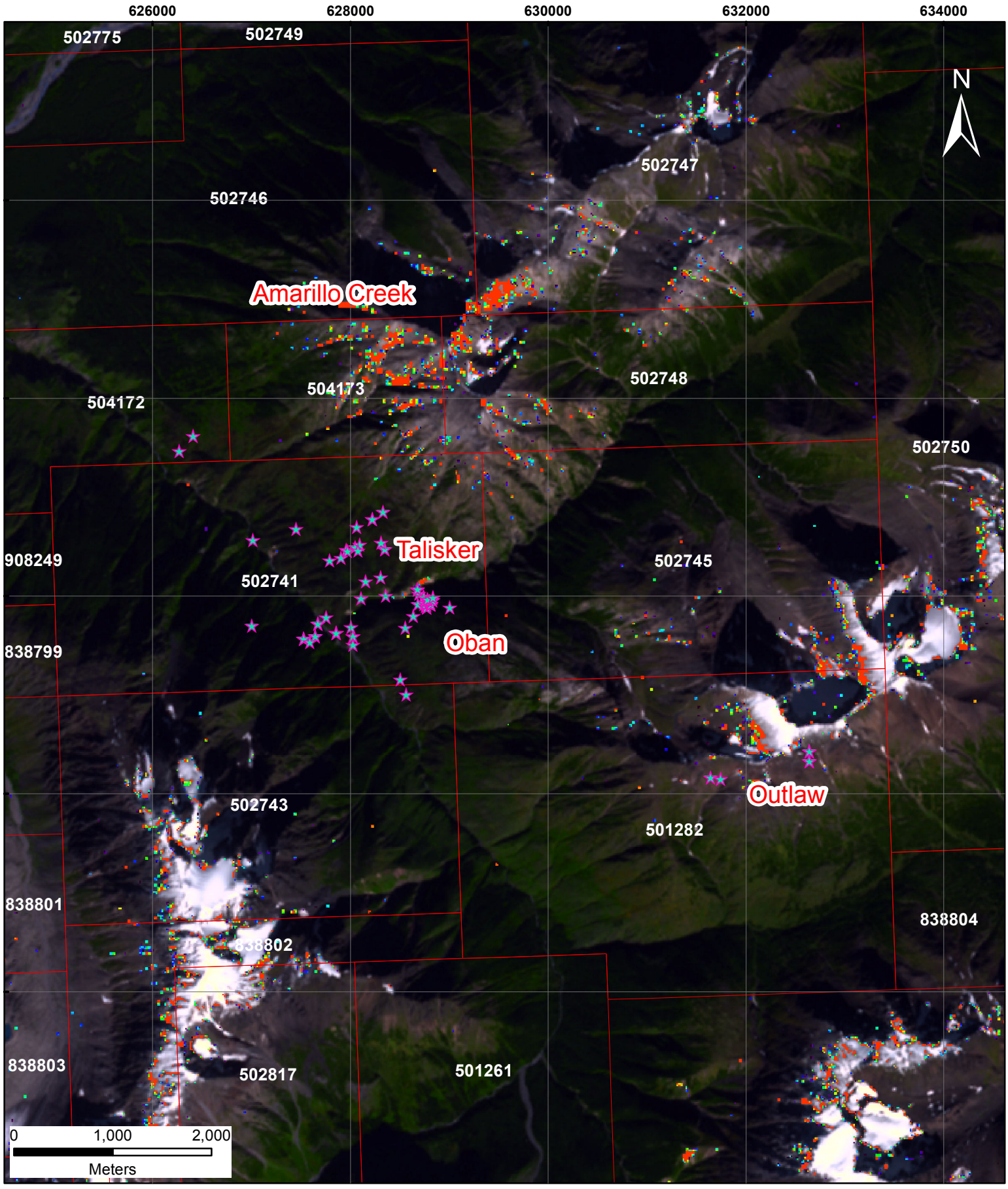

Legend

- Drillhole
- Claim Outline

Aster Alteration - Alunite

High Abundance

Low Abundance

BRIXTON METALS CORPORATION

Thorn Property

Aster Alteration Mapping - Alunite and Natural Colour Composite

BRIXTON METALS	Mining District: ATLIN	Province: BC	Figure 4
	Scale: 1: 50,000	Date: Mar 2012	
	N.T.S. 104K/10	UTM Zone 8 m NAD 83	

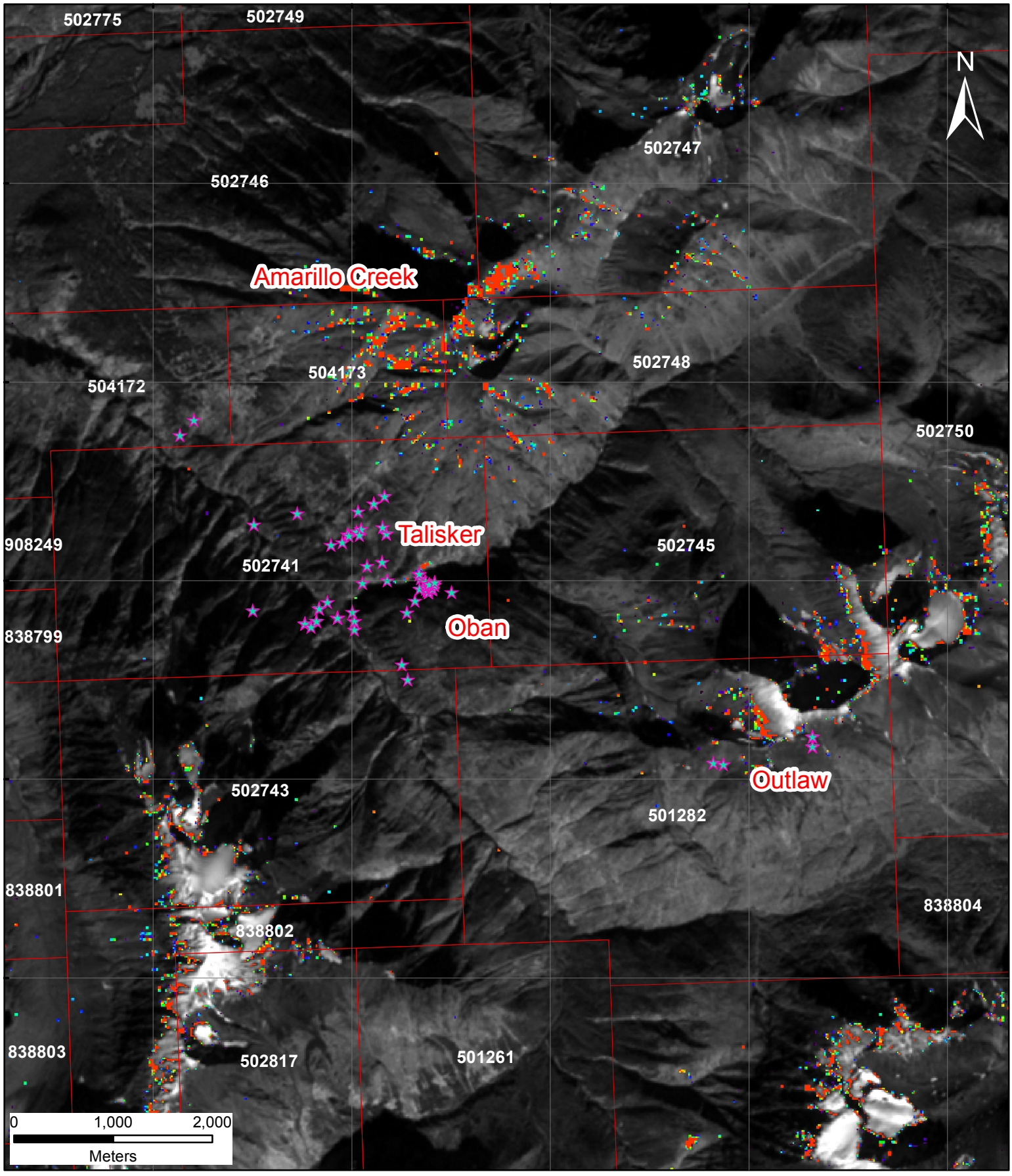

Legend

- Drillhole
- Claim Outline

Aster Alteration - Alunite

High Abundance

Low Abundance

BRIXTON METALS CORPORATION

Thorn Property

Aster Alteration Mapping - Alunite and VNIR band 3 Aster

BRIXTON METALS	Mining District: ATLIN	Province: BC	Figure 5
	Scale: 1: 50,000	Date: Mar 2012	
	N.T.S. 104K/10	UTM Zone 8 m NAD 83	

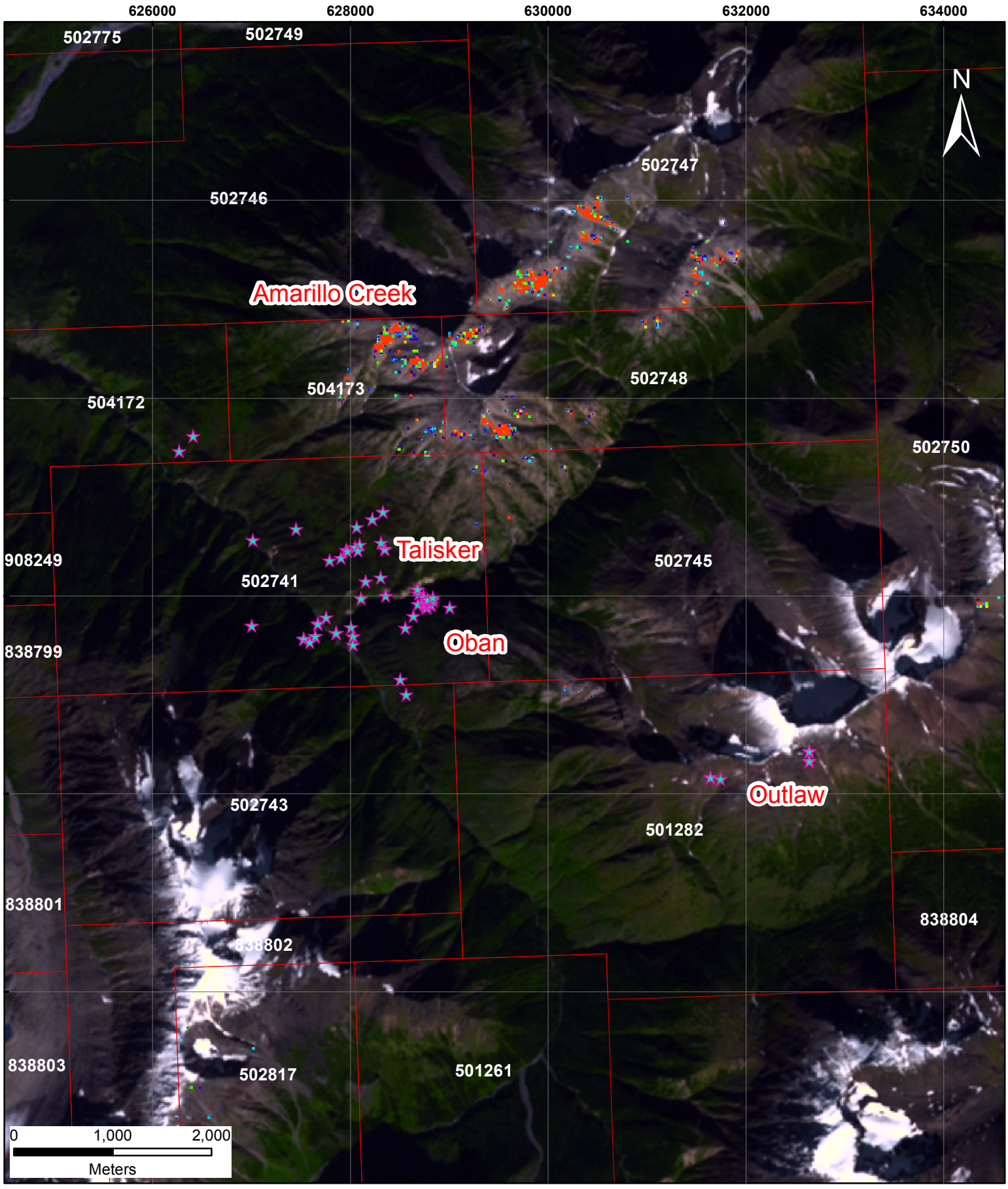

Legend

- Drillhole
- Claim Outline

Aster Alteration - Illite

High Abundance

Low Abundance

BRIXTON METALS CORPORATION

Thorn Property

Aster Alteration Mapping - Illite and Natural Colour Composite

BRIXTON METALS	Mining District: ATLIN	Province: BC	Figure 6
	Scale: 1: 50,000	Date: Mar 2012	
	N.T.S. 104K/10	UTM Zone 8 m NAD 83	

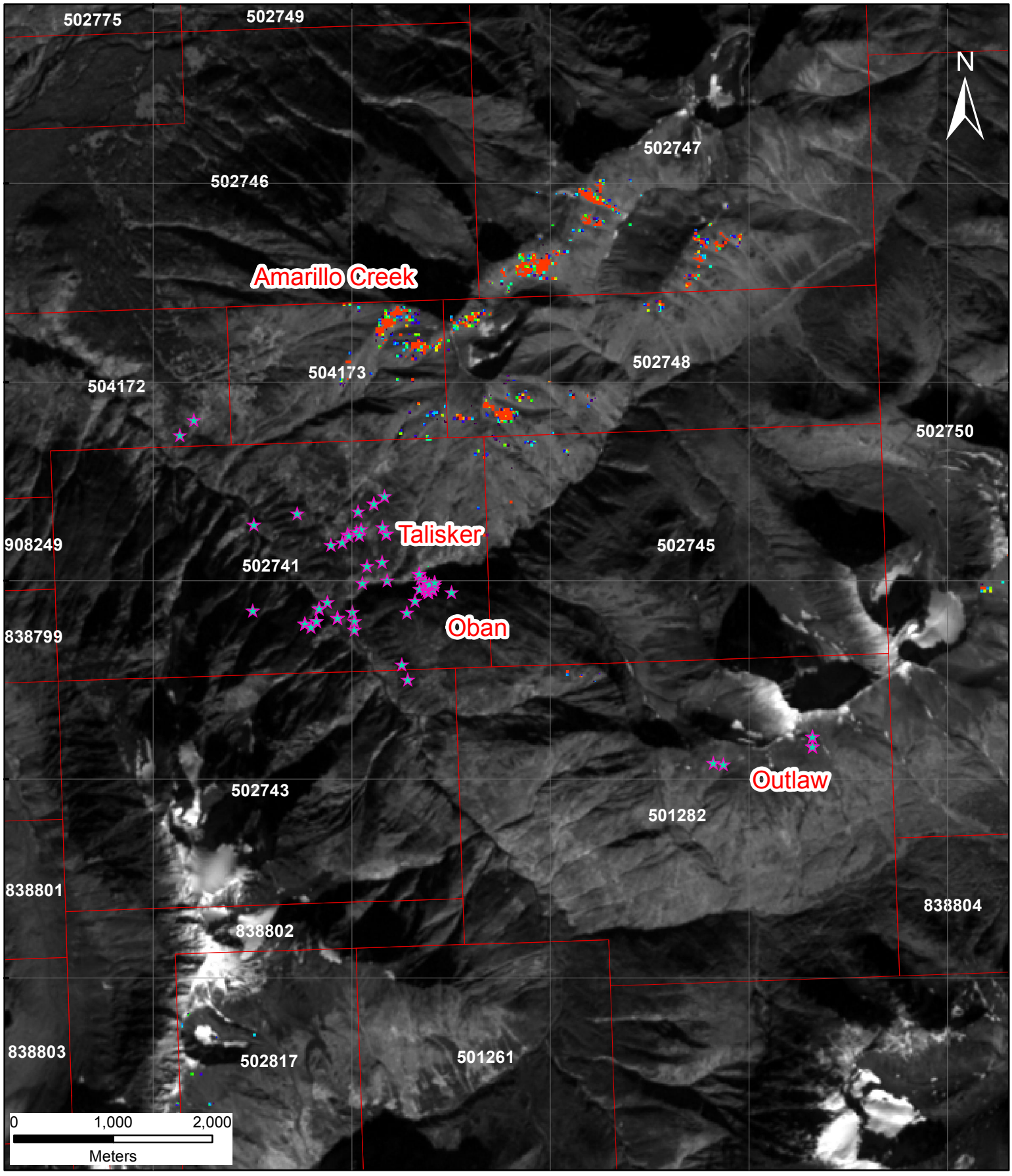

Legend

- Drillhole
- Claim Outline

Aster Alteration - Illite

High Abundance

Low Abundance

BRIXTON METALS CORPORATION

Thorn Property

Aster Alteration Mapping - Illite and VNIR band 3 Aster

BRIXTON METALS	Mining District: ATLIN	Province: BC	Figure 7
	Scale: 1: 50,000	Date: Mar 2012	
	N.T.S. 104K/10	UTM Zone 8 m NAD 83	

Appendix I: Oban Petrographics Report

Report 121074

Christina Anstey,
Brixton Metals,
1411 – 409 Granville Street,
Vancouver, BC, V6C 1T2
Ph: 604-379-4120
e-mail: Christina.anstey@mun.ca

November, 2012

Samples: **THN-12-83: 57.93 m, 59.37 m, 97.5 m**
THN-12-84: 76.09 m
THN-12-85: 280.74 m
Dyke

Summary:

Sample THN-12-83 97.5 m: In one corner of the section is a patch of porphyritic latite/dacite containing subhedral to euhedral plagioclase phenocrysts (altered slightly to strongly to sericite), a few subhedral quartz phenocrysts, and a few ragged to subhedral biotite phenocrysts (altered completely to pseudomorphic muscovite and minor lenses of Ti-oxide) in a groundmass of extremely fine grained plagioclase (altered slightly to sericite) and minor quartz. Much of the sample is of well banded massive sulphide; a sphalerite-ankerite-rich band, with lesser galena and much less abundant chalcopyrite, tetrahedrite/tennantite, quartz, and boulangerite(?) lies between two pyrite-rich bands that contain minor galena, sphalerite, tetrahedrite/tennantite, boulangerite, ankerite, and quartz.

Sample THN-12-85 280.74: At one end of the sample is a small zone of porphyritic dacite that contains phenocrysts of plagioclase (altered strongly to completely to sericite and locally to pyrite with much less abundant chalcopyrite), one phenocryst of quartz, and one phenocryst of apatite. These are set in a groundmass of plagioclase (altered strongly to sericite) with lesser patches of quartz and minor apatite, with scattered replacement patches of pyrite and minor chalcopyrite. The massive sulphide is compositionally banded, with much of the rock dominated by chalcopyrite with lesser pyrite and tetrahedrite/tennantite, and one bifurcating band dominated by sphalerite with lesser galena and pyrite, and minor tetrahedrite/tennantite, chalcopyrite, and arsenopyrite. Ankerite is concentrated in several coarser grained patches.

Sample THN-12-84 76.09 is of a very variable, slightly to moderately banded intergrowth of sphalerite, pyrite, ankerite, and galena, with lesser sericite, and minor arsenopyrite. Sulphide intergrowths commonly are extremely fine grained and irregular. A few finely banded zones are present, dominated by pyrite with lesser sphalerite; some of the pyrite contains dusty inclusions.

Sample THN-12-83 57.93 m: At one end of the sample is a small patch of porphyritic latite containing plagioclase phenocrysts (altered moderately to sericite) and minor biotite (altered completely to muscovite/sericite) and quartz phenocrysts in a groundmass of K-feldspar and plagioclase (altered slightly to locally moderately to sericite) with accessory disseminated pyrite and minor disseminated boulangerite. It is in sharp contact with massive sulphide that is banded moderately along the contact. Overall, the massive sulphide is weakly compositionally banded and is dominated by pyrite, boulangerite, and lesser sphalerite, with interstitial patches of ankerite and coarser grained patches of quartz (including euhedral crystals). Boulangerite is concentrated strongly in a few bands up to 2 mm wide.

Sample THN-12-83 59.37 is of porphyritic dacite/latite that contains phenocrysts of plagioclase (altered strongly to completely to sericite and lesser K-feldspar), and much less abundant ones of K-feldspar (altered moderately to sericite), quartz, biotite (altered completely to pseudomorphic muscovite, minor Ti-oxide, and locally minor to abundant pyrite), and hornblende (altered completely to sericite and abundant pyrite). These are set in a groundmass of plagioclase and lesser K-feldspar with minor to locally moderately abundant sericite and accessory grains and clusters of pyrite. Sphalerite and galena are present in trace amounts, but the section contains much less Pb, Zn, Sb, and As than is indicated in the assay. An irregular discontinuous veinlet is of cryptocrystalline to very fine grained pyrite.

Sample Dyke is of slightly porphyritic andesite that contains scattered clusters of phenocrysts of diopside (altered completely to ankerite with accessory chlorite or muscovite/talc). These are set in a groundmass containing lathy plagioclase in a matrix of extremely fine grained plagioclase and minor to moderately abundant ankerite, with accessory disseminated opaque (probably ilmenite) and quartz. A few irregular, cavity-filling replacement patches are of ankerite with minor quartz; one amygdule is of chlorite-quartz. A few veinlets up to 0.2 mm wide are of ankerite; the largest has an alteration envelope of strong ankerite replacement and a few contain minor to locally abundant quartz.

Photographic Notes:

The scanned sections show the gross textural features of the sections; these features are seen much better on the digital image than on the printed image. For the photographs, sample numbers are shown in the upper left corner, photo numbers are shown in the lower left corner, and the letter in the lower right corner indicates the lighting conditions: P = plane light, X = plane light in crossed nicols; R = reflected light, RP = reflected light and plane incident light; ~RX = reflected light in moderately crossed nicols and incident light in crossed nicols. Locations of photographs are shown on the scanned sections. Descriptions of the photographs are at the end of the report.

John G. Payne, Ph.D., P.Geol.
Tel: (604)-597-1080
email: jppayne@telus.net

Sample THN-12-83 97.5 m Altered Porphyritic Latite/Dacite
Banded Sulphide: Sphalerite-Ankerite-Chalcopyrite-Galena

In one corner of the section is a patch of porphyritic latite/dacite containing subhedral to euhedral plagioclase phenocrysts (altered slightly to strongly to sericite), a few subhedral quartz phenocrysts, and a few ragged to subhedral biotite phenocrysts (altered completely to pseudomorphic muscovite and minor lenses of Ti-oxide) in a groundmass of extremely fine grained plagioclase (altered slightly to sericite) and minor quartz. Much of the sample is of well banded massive sulphide; a sphalerite-ankerite-rich band, with lesser galena and much less abundant chalcopyrite, tetrahedrite/tennantite, quartz, and boulangerite(?) lies between two pyrite-rich bands that contain minor galena, sphalerite, tetrahedrite/tennantite, boulangerite, ankerite, and quartz.

mineral	**percentage**	**main grain size range**
host rock	**(8-10% of section)**	
phenocrysts		
plagioclase	2- 3	0.3-0.7
quartz	0.5	0.3-1.5
biotite	0.3	0.3-0.8
groundmass		
plagioclase-(quartz)	6- 7	0.01-0.02
massive sulphide	**(90-92% of section)**	
pyrite	55-60%	0.03-0.1
sphalerite	15-17	0.05-0.2
ankerite	10-12	0.05-0.5
chalcopyrite	2- 3	0.05-0.5
galena	2- 3	0.05-0.3
tetrahedrite/tennantite	0.4	0.02-0.05
boulangerite	0.2	0.02-0.05

In the host rock fragment several mm across, plagioclase forms subhedral to euhedral phenocrysts that were altered slightly to locally completely to sericite. Quartz forms a few subhedral to angular phenocrysts. Biotite forms one ragged phenocryst that was altered completely to pseudomorphic muscovite. The groundmass consists of equant plagioclase with much less abundant quartz.

The massive sulphide consists of two pyrite-rich bands and one rich in sphalerite with lesser ankerite and galena with lesser chalcopyrite, tetrahedrite/tennantite, and boulangerite.

Pyrite-rich bands generally contain only minor to accessory amounts of other minerals, mainly as extremely fine grained interstitial intergrowths between pyrite grains. Some patches of pyrite grains have spheroidal outlines with thin interstitial selvages, mainly of galena. Galena is concentrated near the margins of pyrite bands, and both chalcopyrite and sphalerite are most common in zones near margins of the bands.

(continued on page 2)

The sphalerite-rich band is variable in composition and texture. In places it is dominated by sphalerite with only minor galena, tetrahedrite/tennantite, and/or chalcopyrite. Elsewhere, galena is as abundant as sphalerite, especially along one side of the band. Chalcopyrite is concentrated locally as exsolution blebs in sphalerite grains. Other areas consist of sphalerite with interstitial selvages and discontinuous veinlets of one or more of galena, chalcopyrite, tetrahedrite/tennantite, and boulangerite.

A patch several mm across at one end of the section is dominated by very fine to medium grained ankerite with lesser areas of extremely fine to very fine grained quartz and one patch of bladed, medium grained barite. The patch contains minor disseminated sulphides, mainly monominerallic patches, mainly of sphalerite and marcasite(?)/pyrite, with lesser ones of galena.

Sample THN-12-85 280.74 Contact: Porphyritic Dacite
Massive Sulphide: Chalcopyrite-Pyrite-Sphalerite-Tetrahedrite/Tennantite-Ankerite

At one end of the sample is a small zone of porphyritic dacite that contains phenocrysts of plagioclase (altered strongly to completely to sericite and locally to pyrite with much less abundant chalcopyrite), one phenocryst of quartz, and one phenocryst of apatite. These are set in a groundmass of plagioclase (altered strongly to sericite) with lesser patches of quartz and minor apatite, with scattered replacement patches of pyrite and minor chalcopyrite. The massive sulphide is compositionally banded, with much of the rock dominated by chalcopyrite with lesser pyrite and tetrahedrite/tennantite, and one bifurcating band dominated by sphalerite with lesser galena and pyrite, and minor tetrahedrite/tennantite, chalcopyrite, and arsenopyrite. Ankerite is concentrated in several coarser grained patches.

mineral	**percentage**	**main grain size range**	
porphyritic dacite	(8-10% of section)		
phenocrysts			
plagioclase	1- 2%	0.3-2	
quartz	0.3	1.5	
apatite	minor	0.3	
groundmass			
plagioclase/sericite	4- 5	0.005-0.01	
quartz	1- 2	0.02-0.04	
pyrite	0.3	0.05-0.2	
apatite	minor	0.02-0.04	
sphene	trace	0.02-0.03	
chalcopyrite	trace	0.01-0.02	
massive sulphide	(90-92% of section)		
chalcopyrite	30-35	0.2-1.5	
pyrite	30-35	0.05-0.3	
ankerite	20-25	0.02-0.1	
sphalerite	3- 4	0.05-0.2	
tetrahedrite/tennantite	1- 2	0.02-0.07	
quartz	1- 2	0.01-0.03	
arsenopyrite	minor	0.03-0.1	(one grain 0.3 mm across)

In the host rock, plagioclase forms subhedral to euhedral phenocrysts that were altered strongly to completely to sericite. A few, including the largest, contain minor to abundant replacement patches of pyrite and lesser chalcopyrite, the latter in intimate intergrowths in some patches of pyrite.

Quartz forms one phenocryst with a half-ellipse cross-section.

Apatite forms one subhedral twinned equant phenocryst.

In the groundmass, plagioclase forms anhedral, equant grains that were altered strongly to completely to sericite. Quartz is concentrated in irregular patches of slightly coarser grains.

Pyrite forms disseminated grains and clusters of grains that locally contain intimate intergrowths of chalcopyrite.

Apatite forms disseminated subhedral equant to stubby prismatic grains, commonly in plagioclase phenocrysts.

Sphene forms a few proximal anhedral grains.

(continued on page 2)

The massive sulphide is moderately banded with bands varying in abundance of chalcopyrite, sphalerite, pyrite, and ankerite and in grain size from extremely fine to medium.

Some bands and patches are dominated by chalcopyrite with moderately abundant patches of pyrite, tetrahedrite/tennantite, and much less abundant patches of ankerite, and minor ones of sphalerite. In many of these patches, tetrahedrite/tennantite and pyrite (and locally galena) commonly are clustered together in a sea of chalcopyrite. Sphalerite commonly contains 1% micron-sized exsolution blebs of chalcopyrite. Some of these bands and patches have a border of tetrahedrite/tennantite against sphalerite and against ankerite, and one has a thin selvage of galena against a sphalerite-rich band.

Some patches are dominated by subhedral equant pyrite grains with minor to moderately abundant interstitial patches dominated by ankerite, chalcopyrite, and tetrahedrite/tennantite.

A warped sphalerite-rich band up to 2 mm wide contains minor to abundant intergrowths of galena, inclusions of pyrite (in part as 2-5 micron-sized spherules), and lesser chalcopyrite. Commonly between this band and the chalcopyrite-rich bands are tin bands of tetrahedrite/tennantite.

Some ankerite-rich patches are extremely fine grained and contain minor to abundant amounts of one or more of tetrahedrite/tennantite, chalcopyrite, and pyrite. A few patches up to 5 mm across are of much coarser grained ankerite; these are generally free of sulphide inclusions and probably were formed by recrystallization into cavities or low-pressure zones. Coarser grained ankerite patches generally are bordered by chalcopyrite with much less abundant tetrahedrite/tennantite and very little pyrite. A few coarser ankerite-rich patches contain abundant clusters of spheroidal pyrite (0.01-0.015 mm diameter).

Arsenopyrite forms disseminated subhedral; to euhedral grains associated with intergrowths of ankerite and sphalerite and one large grain enclosed in a patch of ankerite that contains minor disseminated, extremely fine grained galena and lesser sphalerite.

Sample THN-12-84 76.09 Massive Sulphide:
Sphalerite-Ankerite-Pyrite-Galena-(Arsenopyrite)

The sample is of a very variable, slightly to moderately banded intergrowth of sphalerite, pyrite, ankerite, and galena, with lesser sericite, and minor arsenopyrite. Sulphide intergrowths commonly are extremely fine grained and irregular. A few finely banded zones are present, dominated by pyrite with lesser sphalerite; some of the pyrite contains dusty inclusions.

mineral	percentage	main grain size range
sphalerite	30-35%	0.05-0.5
ankerite	30-35	0.05-0.3
pyrite	20-25	0.03-0.3
galena	7- 8	0.02-0.3
sericite	3- 4	0.005-0.015
arsenopyrite	0.3	0.05-0.2
tetrahedrite/tennantite	minor	0.05-0.1
quartz	minor	0.02-0.05
chalcopyrite	minor	0.01-0.02

Sphalerite is concentrated slightly in sphalerite-rich bands. It commonly contains 5-10% disseminated pyrite grains (0.02-0.04 mm). A few patches up to 0.5 mm in size contain moderately abundant exsolution patches of chalcopyrite.

Pyrite forms very irregular patches up to 2 mm in size, most of which contain extremely fine grained intergrowths of galena. Some of these grade into galena-rich patches between pyrite and sphalerite and between pyrite and ankerite. It also occurs as disseminated grains and clusters of grains in sphalerite. A banded zone near one side of the section contains one pyrite band 0.5 mm wide with a core 0.07-0.1 mm wide of extremely fine grained pyrite with dusty inclusions surrounded by coarser grained massive pyrite that is free of dusty inclusions. The band of pyrite with dusty inclusions contains scattered subhedral to euhedral pyrite grains (up to 0.05 mm) that are free of dusty inclusions. As well, a lensy band of sphalerite up to 0.1 mm wide is included in the coarser grained pyrite that is free of dusty inclusions.

Ankerite forms disseminated grains intergrown with sulphides. Coarser grained ankerite-rich patches up to a few mm across probably formed by recrystallization; most of them are relatively free of sulphide inclusions.

Sericite forms irregular patches up to 1 mm in size; along the borders of these and elsewhere nearby sericite forms intimate intergrowths with sulphides, mainly galena.

Arsenopyrite forms disseminated euhedral to subhedral grains.

Quartz forms minor disseminated grains.

Tetrahedrite/tennantite forms scattered patches intergrown coarsely with galena in interstitial patches in pyrite-galena intergrowths.

Chalcopyrite occurs mainly as exsolution clusters in a few patches of sphalerite.

Sample THN-12-83 57.93 m Contact: Porphyritic Latite
Massive Sulphide: Pyrite-Quartz-Boulangerite-Sphalerite-Ankerite

At one end of the sample is a small patch of porphyritic latite containing plagioclase phenocrysts (altered moderately to sericite) and minor biotite (altered completely to muscovite/sericite) and quartz phenocrysts in a groundmass of K-feldspar and plagioclase (altered slightly to locally moderately to sericite), with accessory disseminated pyrite and minor disseminated boulangerite. It is in sharp contact with massive sulphide that is banded moderately along the contact. Overall, the massive sulphide is weakly compositionally banded and is dominated by pyrite, boulangerite, and lesser sphalerite, with interstitial patches of ankerite and coarser grained patches of quartz (including euhedral crystals). Boulangerite is concentrated strongly in a few bands up to 2 mm wide.

mineral	**percentage**	**main grain size range**
porphyritic latite	(5- 7% of section)	
phenocrysts		
plagioclase	2- 3%	0.2-1.5
biotite	0.1	0.2-0.3
quartz	minor	0.3
groundmass		
K-feldspar	2- 3	0.005-0.01
plagioclase-(sericite)	1- 2	0.005-0.01
sericite	0.5	0.005-0.01
pyrite	0.2	0.01-0.05
boulangerite	minor	0.005-0.015
massive sulphide	(93-95% of section)	
pyrite	40-45	0.03-0.15
boulangerite	15-17	0.05-0.2
quartz	12-15	0.1-0.5
ankerite	10-12	0.01-0.05
sphalerite	5- 7	0.03-0.08
tetrahedrite/tennantite	minor	0.03-0.1

In the host rock, plagioclase forms subhedral to euhedral phenocrysts that were altered moderately to locally strongly to sericite.

Biotite forms stubby tabular phenocrysts that were replaced completely by muscovite/sericite.

Quartz forms one moderately elongate phenocryst.

The groundmass of the host rock consists of equant K-feldspar and lesser plagioclase (altered moderately to completely to sericite). It also contains a few sericite-rich patches up to 0.22 mm across and seams up to 0.15 mm wide. Pyrite and minor boulangerite form disseminated equant grains of replacement origin.

The massive sulphide consists mainly of an intimate intergrowth of pyrite, boulangerite, and lesser sphalerite, with disseminated very fine grained ankerite.

Boulangerite is concentrated strongly in a few bands up to 2 mm wide; these bands contain minor to locally moderately abundant disseminated pyrite. It shows moderate bireflectance and birefringence with no strong colours. Locally in quartz it forms acicular grains.

Patches up to 2 mm across are of fine to medium grained quartz; some of these have a subradiating texture. A few patches contain euhedral quartz grains with interstitial intergrowths of sphalerite, pyrite, ankerite, and minor boulangerite.

Tetrahedrite/tennantite forms a few patches associated with boulangerite.

Sample THN-12-83 59.37 Porphyritic Dacite/Latite
Replacement: Pyrite
Veinlet: Pyrite

Phenocrysts of plagioclase (altered strongly to completely to sericite and lesser K-feldspar), and much less abundant ones of K-feldspar (altered moderately to sericite), quartz, biotite (altered completely to pseudomorphic muscovite, minor Ti-oxide, and locally minor to abundant pyrite), and hornblende (altered completely to sericite and abundant pyrite) are set in a groundmass of plagioclase and lesser K-feldspar with minor to locally moderately abundant sericite and accessory grains and clusters of pyrite. Sphalerite and galena are present in trace amounts, but the section contains much less Pb, Zn, Sb, and As than is indicated in the assay. An irregular discontinuous veinlet is of cryptocrystalline to very fine grained pyrite.

mineral	percentage	main grain size range	
phenocrysts			
plagioclase	20-25%	0.5-2	
hornblende	4- 5	0.5-1.5	
quartz	2- 3	0.3-0.7	
biotite	2- 3	0.3-0.5	(one grain 2.5 mm long)
apatite	minor	0.1-0.2	
groundmass			
plagioclase	40-45	0.005-0.015	
K-feldspar	15-17	0.005-0.015	
sericite	3- 4	0.005-0.01	
apatite	0.1	0.02-0.04	
replacement			
pyrite	3- 4	0.01-0.3	(includes pyrite in phenocrysts)
sphalerite	0.1	0.03-0.2	
galena	trace	0.03-0.05	
veinlet			
1) pyrite	1- 2	cryptocrystalline-0.03	

Plagioclase forms subhedral prismatic phenocrysts and a few clusters of phenocrysts that were altered strongly to completely to patches of sericite and lesser patches of K-feldspar.

K-feldspar forms subhedral phenocrysts that were altered moderately to strongly to patches of sericite. Most could not be distinguished from altered plagioclase phenocrysts, but a few show Carlsbad twinning, which suggests but does not prove that the phenocryst was originally K-feldspar.

Quartz forms equant anhedral, commonly subrounded phenocrysts, many of which have a rim of cryptocrystalline groundmass up to 0.03 mm thick.

Biotite forms stubby to elongate phenocrysts that were altered completely to pseudomorphic muscovite with minor lenses of Ti-oxide parallel to cleavage and, in some grains, minor to abundant patches of cryptocrystalline to extremely fine grained pyrite. The largest biotite phenocryst contains an irregular mass of pyrite at one end that extends along cleavage about half way along the phenocryst; the mass of pyrite has a delicate irregular internal texture.

Hornblende forms subhedral to euhedral prismatic phenocrysts that were altered completely to sericite and generally abundant pyrite. Pyrite occurs as spheroids and as coarser grains.

Apatite forms scattered subhedral to euhedral equant to prismatic phenocrysts.

(continued on page 2)

The groundmass is dominated by an intergrowth of plagioclase and K-feldspar with much less abundant sericite. Apatite forms disseminated stubby prismatic grains.

Pyrite forms disseminated grains and clusters of grains (0.05-0.2 mm). It also occurs in altered mafic phenocrysts as moderately abundant to very abundant grains, as clusters of spheroids 0.01-0.015 mm in diameter, as subhedral grains up to 0.2 mm across, and as irregular aggregates.

Sphalerite forms a few equant to moderately elongate replacement patches up to 0.3 mm long.

Galena forms a few anhedral equant replacement patches up to 0.05 mm in size.

An irregular discontinuous veinlet up to 0.5 mm wide and a smaller similar subparallel one are of cryptocrystalline to very fine grained pyrite.

Sample Dyke **Slightly Porphyritic Andesite**
Alteration: Ankerite-(Chlorite-Muscovite/Talc)
Replacement: Ankerite-(Quartz-Chlorite)
Veinlets: Ankerite-(Quartz)

Scattered clusters of phenocrysts of diopside (altered completely to ankerite with accessory chlorite or muscovite/talc) are set in a groundmass containing lathy plagioclase in a matrix of extremely fine grained plagioclase and minor to moderately abundant ankerite, with accessory disseminated opaque (probably ilmenite) and quartz. A few irregular, cavity-filling replacement patches are of ankerite with minor quartz; one amygdule is of chlorite-quartz. A few veinlets up to 0.2 mm wide are of ankerite; the largest has an alteration envelope of strong ankerite replacement and a few contain minor to locally abundant quartz.

mineral	percentage	main grain size range
phenocrysts		
diopside	2- 3%	0.2-0.5
groundmass		
plagioclase		
lathy	7- 8	0.07-0.12 (a few up to 0.17 mm long)
equant	60-65	0.005-0.01
ankerite	15-17	0.005-0.01
opaque (ilmenite?)	1- 2	0.02-0.05
quartz	1- 2	0.02-0.05
replacement		
ankerite	4- 5	0.05-0.1
quartz	0.3	0.03-0.05
chlorite	0.1	0.005-0.02
pyrite	minor	0.02-0.05
veinlets		
1) ankerite-(quartz-chlorite)	1- 2	0.05-0.1 (ak), 0.02-0.05 (qz), 0.01-0.03 (cl)

Diopside forms clusters of equant to slightly elongate, anhedral to subhedral phenocrysts that were altered completely, mainly to ankerite with accessory chlorite and locally to ankerite with moderately abundant muscovite/talc.

In the groundmass, plagioclase forms disseminated unoriented lathy grains. These are set in a matrix of much finer grained plagioclase with minor to moderately abundant disseminated patches of ankerite (probably in large part secondary after diopside).

Opaque (ilmenite?) forms disseminated equant grains.

Quartz forms scattered interstitial grains.

Several cavity-filling replacement patches up to several mm long are dominated by ankerite (in part with a subradiating texture) with scattered grains of quartz.

A few patches (possibly amygdules) up to 1 mm across are of patchy intergrowths of chlorite and quartz with minor ankerite and pyrite.

A slightly irregular discontinuous veinlet 0.05-0.1 mm wide is of ankerite. It has an alteration envelope up to 0.3 mm wide dominated by strong ankerite replacement of the host rock A few smaller veinlets up to 0.1 mm wide are of ankerite with moderately abundant quartz and minor patches of chlorite.

List of Photographs

Photo	Section	Description
01	THN-12-83 97.5	to the left: intergrowth of sphalerite with lesser chalcopyrite, pyrite, ankerite, and quartz, with minor tetrahedrite/tennantite; centre-right: spheroidal pyrite with interstitial intimate intergrowths of galena and tetrahedrite/tennantite and minor ankerite; far right: sphalerite-rich band with patches of galena-tetrahedrite/tennantite, ankerite, and quartz.
02	THN-12-85 97.5	sphalerite-rich band with disseminated coarser patches of galena, finer patches of chalcopyrite and lesser tetrahedrite/tennantite, and patches in which sphalerite contains moderately abundant exsolution blebs of chalcopyrite; minor disseminated ankerite.
03	THN-12-83 97.5	to the left: ankerite-rich band with a broad lens of sphalerite, chalcopyrite, tetrahedrite/tennantite, and galena with minor pyrite; to the right: pyrite-rich band with disseminated patches and seams of galena, of chalcopyrite, of tetrahedrite-tennantite-chalcopyrite, and minor patches of quartz and of ankerite.
04	THN-12-83 97.5	phenocrysts of plagioclase (altered strongly to sericite), quartz, and biotite (altered completely to pseudomorphic muscovite and minor lenses of Ti-oxide) in a groundmass of equant plagioclase (altered slightly to sericite), and minor quartz and disseminated cubes of pyrite.
05	THN-12-83 97.5	replacement(?) patch dominated by ankerite (with locally abundant disseminated patches of marcasite(?), a patch of medium grained barite, and a patch of extremely fine grained quartz with a patch containing several small proximal sphalerite grains.
06	THN-12-85 280.74	plagioclase phenocrysts (altered strongly to completely to sericite, and the largest also replaced strongly by pyrite with scattered patches that contain abundant chalcopyrite intergrown intimately with pyrite); groundmass of plagioclase (altered moderately to strongly to sericite) and lesser, coarser grained patches of quartz, with minor disseminated pyrite, and minor sphene; apatite forms several tiny grains, mainly in the largest plagioclase phenocryst.
07	THN-12-85 280.74	chalcopyrite-rich zone with clusters of tetrahedrite/tennantite rimmed by clusters of pyrite grains; minor disseminated ankerite; trace sphalerite at bottom left (edge of sphalerite-rich band).
08	THN-12-85 280.74	banded massive sulphide (from top left to right): ankerite with abundant disseminated galena, scattered subhedral grains of pyrite, and minor sphalerite; sphalerite-rich band with zones containing abundant galena (with or without pyrite and chalcopyrite), patches and seams of extremely fine grained galena-pyrite intergrowths, and disseminated exsolution blebs of chalcopyrite; narrow tetrahedrite/tennantite-rich band bordering a chalcopyrite-rich band with patches of tetrahedrite/tennantite.

List of Photographs

Photo	Section	Description
09	THN-12-85 280.74	to the left: sphalerite-rich band with moderately abundant disseminated chalcopyrite and galena with minor ankerite; to the right: intimate intergrowth of ankerite and interstitial patches of galena, tetrahedrite/ tennantite, lesser sphalerite, and minor chalcopyrite, with a few subhedral to euhedral grains of arsenopyrite. Some ankerite-rich patches contain moderately abundant extremely fine grained inclusions of sphalerite or galena.
10	THN-12-85 280.74	to the left: chalcopyrite-rich band with cluster of pyrite grains around a patch of tetrahedrite/tennantite; rimmed by a thin zone of galena against a sphalerite-rich band that contains abundant pyrite, lesser galena and ankerite, and minor chalcopyrite; this grades to the right into a band of pyrite-galena with much less abundant chalcopyrite and minor sphalerite.
11	THN-12-84 76.09	to the left: sphalerite-rich patch with much less abundant ankerite and pyrite, and minor galena; centre-left: galena-rich band, partly cutting sphalerite-rich zone; to the right: intimate intergrowth of pyrite and galena that is intergrown more coarsely with ankerite; minor sphalerite.
12	THN-12-84 76.09	coarser patches of galena and sphalerite (with small pyrite inclusions) and a few of sericite; finer intimate intergrowths of extremely fine grained sericite with galena and pyrite; minor ankerite in lens cutting coarser patch of sphalerite-galena.
13	THN-12-84 76.09	to the left: sphalerite-rich band with patches of pyrite-galena and patches of sericite; centre-right: finely banded zone with pyrite bands (one including a zone of granulated pyrite with dusty inclusions [=py*], and a band of sphalerite (with much less abundant disseminated pyrite); far right: band of sericite-pyrite with minor galena.
14	THN-12-84 76.09	sphalerite-rich zone with much less abundant pyrite (concentrated moderately in clusters), a few euhedral arsenopyrite grains, one patch of an intimate intergrowth of sphalerite and exsolution chalcopyrite, patches of ankerite, and minor ones of quartz and galena.
15	THN-12-84 76.09	patchy intergrown, with zones of sphalerite (with disseminated pyrite and much less abundant galena), a band of intimate intergrowths of pyrite with lesser galena, and patches of coarser grained ankerite (with minor sulphides mainly near their margins.
16	THN-12-83 57.93	intimate intergrowth of pyrite and boulangerite(?) with lesser, commonly coarser patches of sphalerite and a few patches of ankerite (some with inclusions of sphalerite).

List of Photographs

Photo	Section	Description
17	THN-12-83 57.93	to the left: sphalerite-rich band with much less abundant disseminated pyrite and a few patches and lenses of pyrite with lesser intimately intergrown boulangerite and minor patches of ankerite; to the right: boulangerite-rich band (locally showing anisotropism (pale brownish grey patches) with disseminated grains of pyrite, patches of ankerite, and minor intimate intergrowths of pyrite and boulangerite.
18	THN-12-83 57.93	euhedral quartz grains surrounded by an intimate intergrowth of sphalerite, pyrite, and ankerite, with minor boulangerite (mainly with pyrite); some pyrite-rich patches also contain intimate intergrowths with sphalerite.
19	THN-12-83 57.93	intimate to fine grained intergrowths of pyrite and boulangerite with locally minor sphalerite and tetrahedrite/tennantite and interstitial patches of ankerite; these are in contact with patches of quartz, some of which contain needle-shaped grains of boulangerite; ankerite is common bordering the largest quartz patch.
20	THN-12-83 57.93	plagioclase phenocrysts (altered slightly to moderately to sericite) and minor biotite phenocrysts (altered completely to muscovite/sericite) and one quartz phenocryst in a groundmass of extremely fine grained K-feldspar and plagioclase with minor to locally moderately abundant sericite and minor to moderately abundant disseminated pyrite and minor boulangerite; bottom right corner is the edge of the massive sulphide.
21	THN-12-83 59.37	plagioclase phenocrysts (altered completely to sericite), one large hornblende(?) phenocryst (altered completely to sericite with abundant pyrite), and one biotite phenocryst (altered completely to pseudomorphic muscovite and minor patches of Ti-oxide and pyrite) in a groundmass of plagioclase-K-feldspar (altered slightly to sericite); irregular veinlet of cryptocrystalline to very fine grained pyrite.
22	THN-12-83 59.37	large phenocryst of biotite (altered completely to pseudomorphic muscovite and a large irregular patch of pyrite), two small biotite phenocrysts (altered completely to pseudomorphic muscovite), two plagioclase phenocrysts (altered completely to a patchy aggregate of sericite and K-feldspar; groundmass of equant plagioclase and K-feldspar, with minor to locally moderately abundant disseminated grains and patches of sericite; minor euhedral pyrite in the groundmass.

List of Photographs

Photo	Section	Description
23	THN-12-83 59.37	phenocryst of hornblende(?; altered completely to pyrite grains and tiny spheroids with lesser sericite and minor sphalerite), phenocrysts of plagioclase (altered strongly to sericite, with one also containing a few grains of pyrite and two patches of sphalerite), phenocryst of quartz (with thin overgrowth of cryptocrystalline groundmass; groundmass is of plagioclase-K-feldspar with minor sericite and with a few sericite-rich patches (possibly after small plagioclase phenocrysts) and minor to locally moderately abundant disseminated pyrite.
24	Dyke	cluster of equant phenocrysts of diopside (altered completely to ankerite and minor chlorite) in a groundmass containing lathy plagioclase grains in a finer grained aggregate of plagioclase and minor ankerite, with disseminated grains of opaque (probably ilmenite) and minor interstitial grains of quartz.
25	Dyke	cavity-filling patch of ankerite, in part extremely fine grained and massive and more abundantly coarser grained with grains showing a subradiating texture; enclosed in andesite groundmass of lathy plagioclase with interstitial patches of finer grained plagioclase, ankerite (after diopside), with minor quartz and opaque (ilmenite?); two small diopside phenocrysts (altered completely to ankerite with lesser sericite/talc and chlorite.
26	Dyke	groundmass with unoriented lathy plagioclase intergrown with much finer grained anhedral plagioclase with scattered grains of quartz and of ankerite and minor ilmenite; amygdule/replacement patch of chlorite-quartz with minor pyrite.

121074 brixton blocks



121074 brixton sections

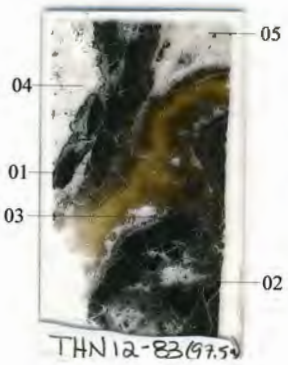







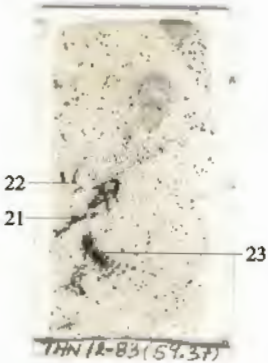




THN-12-83 97.5
gl-tt
py
sl
ak
cp
ak
cp
py
qz
sl
ak
cp
qz
py
sl
qz
py
cp
sl
qz
py
cp
py
cp
ak
py
tt
gl
sl
sl
ak
qz
py
gl-tt
sl
ak
sl
qz
cp
gl
sl
py
py
py
0.5 mm
01
X

THN-12-83 97.5

sl

ak

ak

sl

tt

sl

sl-(cp)

cp

sl-(cp)

gl-tt

sl

ak

sl

sl-(cp)

sl-(cp)

sl

ak

gl

tt

gl

gl

gl

02

0.5 mm

R

THN-12-83 07.5

sl
ak
cp
tt-gl
tt
sl
sl
ak
py
tt
gl
cp
sl
cp
gl
ak
ak
sl
cp
ak
gl
tt-cp
py
py
py
py
cp-(tt)
py
gl
qz
R
ft
py
py
0.5 mm
R
03


THN-12-83 97.5
py
pl-(qz-se)
py
pl-(qz-se)
pl/se pheno
bi/mu pheno
py
qz pheno
pl-(qz-se)
pl-(qz-se)
py
0.5 mm
04
X


THN-12-83 97.5
ak
ak-(mc)
qz
qz
ak
qz
ak
sl
ak
ak
qz
ba
ak
qz
mc
ak
ak
ak-(mc)
ak
ak
ba
ak
0.5 mm
ba
ak
ak
05
~RX


THN-12-85 280.74
qz
qz
qz
pl pheno
pl/se
qz
qz
sf
qz
py
py
py
py
pl pheno
pl/se
pl/se
0.5 mm
06
qz
qz
py
ap
pl pheno
ap
py
py-cp
ap
qz
py
qz
pl pheno
cp
py
cp
qz
pl pheno
~RX

THN-12-85 280.74



THN-12-85 280.74



08

R


THN-12-85 280.74
ak
cp
gl
sl
ap
ap
gl
sl
ak
ak
cp
gl
ak
gl
tt
gl
sl
tt
sl
cp
cp
tt
sl
ak
gl
sl
ak-(sl)
ak
cp
tt
ak
gl
sl
cp
gl
tt
ak
ak-(sl)
cp
tt
gl
sl
ak
0.5 mm
09
R


THN-12-85 280.74
0.5 mm
cp
gl
sl
py
ak
sl-gl
tt
R
10


THN-12-84 76 09
0.5 mm
sl
py
sl
gl
ak
gl
py-gl
ak
py
py
ak
py
ak
ak
gl
py
ak
ak-(sl)
ak
py
ak
gl
py-(gl)
ak
py-gl
sl
sl-(py)
ak
sl
ak
ak
ak
ak
py
py-gl
gl
sl-(py)
11
RP


THN-12-84 76.09
0.5 mm
gl
sl
se
py-gl
py
gl
se
sl
se
sl
gl
se-py-gl
gl
py
py-gl
sl
se-py-gl
se-py-gl
se-py
se
sl
se
gl
gl
ak
sl
sl
py
se
py
gl
gl
gl
se-gl
se-py-gl
se-py
se-py
12
X


THN-12-84 76.09
0.5 mm
se-py
py*
py
sl
sl
se
sl
py
py
gl
py-gl
py*
gl
gl
py
se
sl
gl
py
gl
se
gl
se-py
gl-py
py
se-py
se
sl-(py)
sl-(py)
py
se
py
py
gl
py-gl
py
py
py*
sl
gl
13
~RX

THN-12-84 76.09

sl-py
py
py
sl
gl
sl-py
sl
sl-py
py
py
ak
qz
ap
sl
sl-py
ap
ap
sl-(cp)
sl
ak
ak
py
sl
py
sl-py
py
ak
0.5 mm
14
R


THN-12-84 76.09
sl-(py)
ak
gl
py
sl-(py)
py
ak
gl
gl
gl
py
py
py-(gl)
gl
gl
sl-gl
sl-(gl-py)
ak
0.5 mm
py-(gl)
sl-(py)
tt
ak
py
py-(gl)
py-(gl)
ak
sl-(py)
py
gl
sl-(py)
15
R


THN-12-83 57.93
sl
py
sl
bl
py-bl
ak
py-bl
sl
sl
py
ak
sl-(ak)
py-bl
py-bl
sl
bl
py
py
py-bl
ak
ak
py
sl
sl
py
bl
py
sl
sl
py
ak-(sl)
ak
py-bl
sl
py-bl
ak
sl
bl
sl
sl
0.5 mm
bl
16
R


THN-12-83 57.93
py
ak
sl
py-(bl)
bl
py
ak
ak
ak
py
ak
py
bl
sl
bl
sl
sl
py
py
ak
py
ak
ak
py-bl
sl
0.5 mm
sl
bl
py
ak
py
py
17
R


THN-12-83
57.93
sl-(ak)
ak
py
qz
py
bl
py
ak
qz
sl-ak
qz
qz
py
sl-(ak)
sl
ak
ak
py
py
sl
sl
sl
bl
sl-(ak)
py
py-(bl-sl)
qz
py
0.5 mm
18
RP


THN-12-83 57.93
py
bl
qz
bl
bl
bl
bl
bl
py-(bl)
bl
py
bl
qz
ak
bl
py
py
py
bl
bl-py
qz
py
bl
py
ak
py
ak
qz
py
qz
py
bl
py
sl
ak
ak
ak-bl
bl
tt
sl
py
qz
qz
py
qz
bl
ak
ak
ak
py
0.5 mm
19
bl
RP


THN-12-83 57.93
qz pheno
Kf-pl-(se)
Kf-pl-py
Kf-pl-(se)
pl pheno
Kf-pl-(se-py)
pl pheno
ak
se
pl pheno
Kf-pl-(se-py)
pl pheno
pl pheno
Kf-pl-(py-se)
Kf- pl-(se-py)
se
pl pheno
se
Kf- pl-(se-py)
bi pheno
pl pheno
bi pheno
1.0 mm
20
Kf-pl-py-(se)
py
X


THN-12-83 59.37
py
pl-Kf-(se)
py
py
py
py
pl pheno
pl-Kf-(se)
pl pheno
py
py
pl-Kf-(se)
pl-Kf-(se)
pl pheno
pl pheno
hb? pheno
py
py
bi pheno
pl-Kf-(se)
py
py
21
0.5 mm
~RX

THN-12-83 59.37

py

pl-Kf

0.5 mm

bi pheno

py

py

py

pl-Kf-(se)

bi pheno

pl-Kf-(se)

se

se

pl pheno

Kf

pl pheno

Kf

se

-RX

THN-12-83
59.73

se

pl-Kf-(se)

pl-Kf

pl-Kf

se

py

se

qz pheno

pl pheno

py

py

se

0.5 mm

pl-Kf-(se)

py

py

hb oheno

py

sl

pl pheno

py

se

23

~RX

Dyke

qz

pl-(ak-il)

ak

ak

di pheno

di pheno

pl-(ak-il)

di pheno

qz

ak

qz

pl-(ak-il)

il

ak

di pheno

pl-(ak-il)

24

0.5 mm

X

Dyke

pl-(ak-qz-il)

ak

ak

di/ak

pl-(ak-qz-il)

ak

ak

ak

pl-(ak-qz-il)

ak

25

1.0 mm

X

Dyke

qz
pl
qz
qz
pl
qz
cl
qz
ak
cl
qz
qz
qz
pl
qz
qz
qz
cl
pl
qz
cl
qz
ak
py
cl
cl
ak
pl
pl
il
qz
pl
ak
qz

26

0.5 mm

X

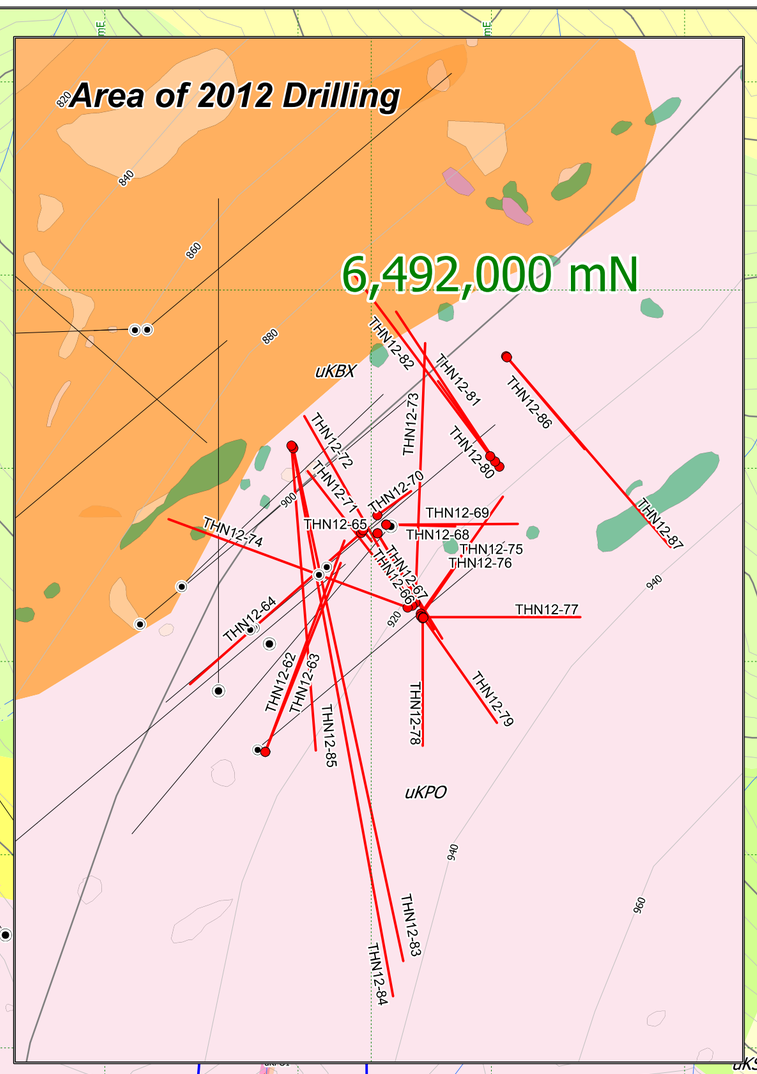

Lithologic Units

LATE CRETACEOUS or TERTIARY

Intrusive Dykes, Sills and Stocks

- KTIN1 — Rhyolite dykes and sills: aphanitic or feldspar+quartz-phyric
- KTIN2 — Basalt /andesite dykes: fine grained, dark green to brown, weakly magnetic, aphyric or feldspar-phyric, calcite amygdules common
- KTIN3 — Hornblende lamprophyre dykes

LATE CRETACEOUS

Windy Table Suite Volcanic Rocks - (ca. 82 Ma)

- **uKSV — Subaerial Volcanic Rock**
- uKSV1 — Dacitic/andesitic tuff, lapilli tuff and block tuff: Maroon to grey brown
- uKSV2 — Rhyolitic tuff and agglomerate
- uKSV3 — Rhyolite; flow foliated
- uKSV4 — Andesite
- uKSV5 — Basalt
- uKSV6 — Ash tuff

Windy Table Intrusive Suite plutonic Rocks - (ca. 82 Ma)

- uKIN1 — Monzonite to Granodiorite Pophyry
- uKIN2 — Biotite-hornblende granoditorite: fine to coarse grained, local miarolitic cavities, granophyric

Thorn Suite Intrusive Rocks

- **uKBX — Breccia Pipe - (formation between 88 and 92 Ma)**
- uKBX1 — Magmatic-hydrothermal breccia: fragments dominantly of uKPO but with fewer fragments of other porphyritic lithologies; weakly chlorite and sericite altered
- uKBX2 — Equivalent to uKBX1 but moderately to strongly sericite-altered
- uKBX3 — Mottled, matrix-rich breccia: 5-20%, angular to sub-rounded pebble size fragments in a fine-grained groundmass locally characterized by abundant feldspar ± biotite phenocrysts; 1-2% pyrite; weakly to strongly sericite-altered
- uKBX4 — Crackle breccia: uKPO with abundant thin fractures, locally grades into UKBX2
- **uKPO — Diorite Porphyry (ca. 92 Ma)**
- uKPO1 — Coarse-grained feldspar-quartz-biotite porphyry
- uKPO2 — Fine-grained feldspar-quartz-biotite porphyry
- uKPO3 — Feldspar-quartz-biotite porphyry faulted with mod. to strong sericite-clay alteration

MIDDLE JURASSIC

Fourth of July Suite

- mJRIN — Rhyodacite dykes and sills, aphanitic and flow foliated

LOWER to MIDDLE JURASSIC

Laberge Group - Takwahoni Formation

- **lJTF — Clastic Sedimentary Rock**
- lJIN — Cobble conglomerate

UPPER TRIASSIC

Sinwa Formation

- **uTSF — Limestone and Lesser Clastic Rock**
- uTSF1 — Limestone
- uTSF2 — Argillite

Stuhini Group

- **uTMV — Mafic Volcanic Rock**
- uTMV1 — Pillow basalt
- uTMV2 — Andesitic lapilli tuff
- uTMV3 — Massive andesite: dark green, aphyric, aphanitic to fine grained
- uTMV4 — Feldspar-augite porphyry: dark green, fine to medium grained, sparse < 1mm feldspar and augite phenocrysts
- **uTMS — Marine Sedimentary Rock**
- uTMS1 — Interbedded siltstone and wacke: well bedded
- uTMS2 — Argillite
- uTMS3 — Limestone
- Vein
- GOS — Gossan

2011 Rock Sample (grab,float) · 2011 Silt Sample · 2011 Soil Sample

Fault, thrust · Major fault, normal · 2011 Mapped Outcrop · Claim Boundary · IP Grid with Chargeability anomaly (probable) · 2012 Drill Hole · pre 2012 Drill Hole

Bedding · Foliation · Joint · Dyke

Vein · Fold Axis · Fault · Lineation

Geochron Sample U/Pb Ar/Ar

400 m

Geology from Awmack H., 2011 Thorn Assessment Report

BRIXTON METALS CORPORATION

THORN PROPERTY

Property Geology and 2012 Drill Holes

Date: JAN 2013	Scale: 1:5,000	Figure 5
U.T.M. Zone: UTM 8 - NAD83	Mining District: ATLIN	
N.T.S.: 104K/10	State/Province: BC	

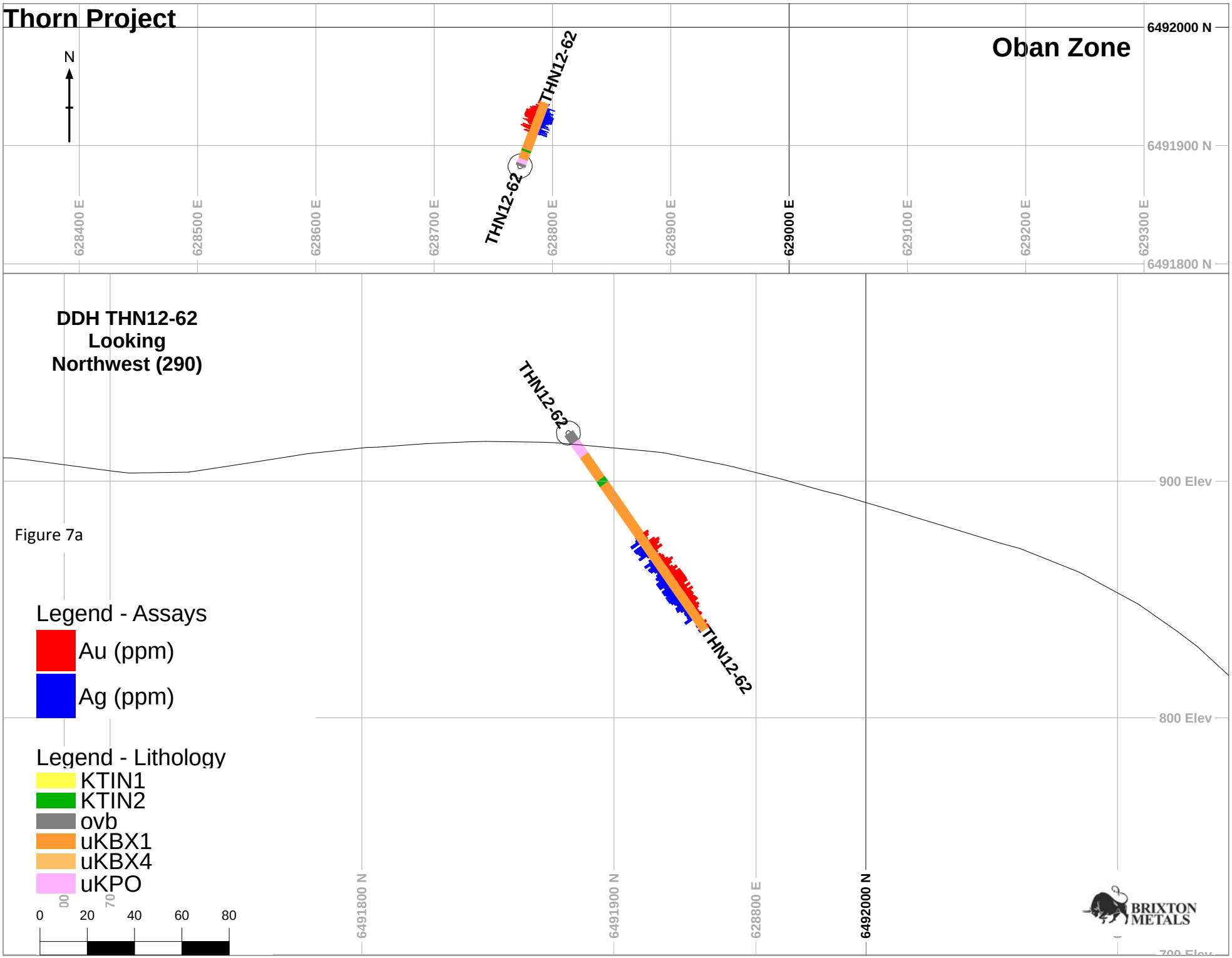
Thorn Project
N
Oban Zone
6492000 N
6491900 N
6491800 N
628400 E
628500 E
628600 E
628700 E
628800 E
628900 E
629000 E
629100 E
629200 E
629300 E
THN12-62
THN12-62
DDH THN12-62
Looking
Northwest (290)
THN12-62
THN12-62
900 Elev
800 Elev
700 Elev
Figure 7a
Legend - Assays
Au (ppm)
Ag (ppm)
Legend - Lithology
KTIN1
KTIN2
ovb
uKBX1
uKBX4
uKPO
0
20
40
60
80
6491800 N
6491900 N
628800 E
6492000 N
BRIXTON METALS

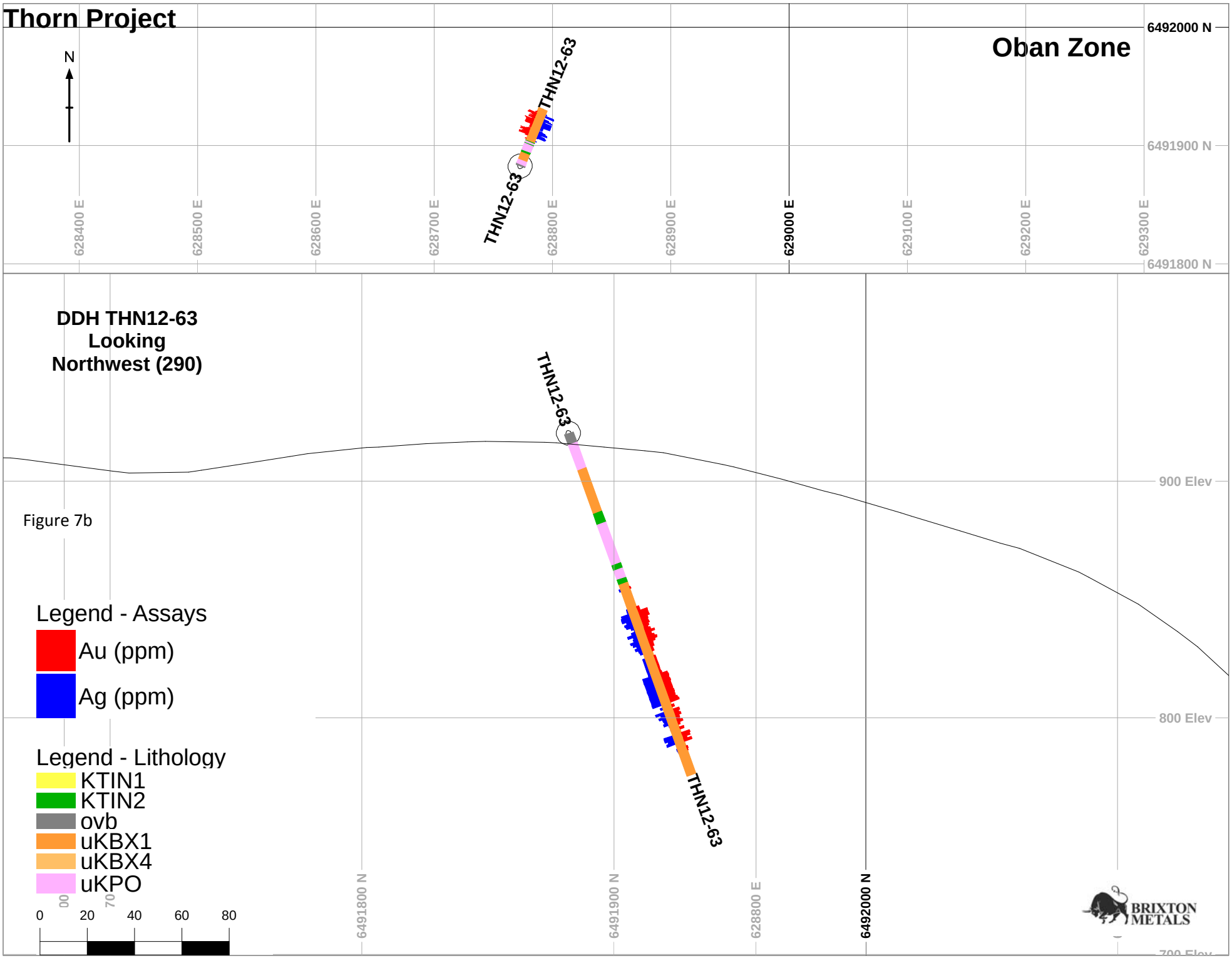
Thorn Project
Oban Zone
N
6492000 N
6491900 N
6491800 N
628400 E
628500 E
628600 E
628700 E
628800 E
628900 E
629000 E
629100 E
629200 E
629300 E
THN12-63
THN12-63
DDH THN12-63
Looking
Northwest (290)
THN12-63
900 Elev
800 Elev
700 Elev
Figure 7b
Legend - Assays
Au (ppm)
Ag (ppm)
Legend - Lithology
KTIN1
KTIN2
ovb
uKBX1
uKBX4
uKPO
0
20
40
60
80
6491800 N
6491900 N
628800 E
6492000 N
BRIXTON METALS

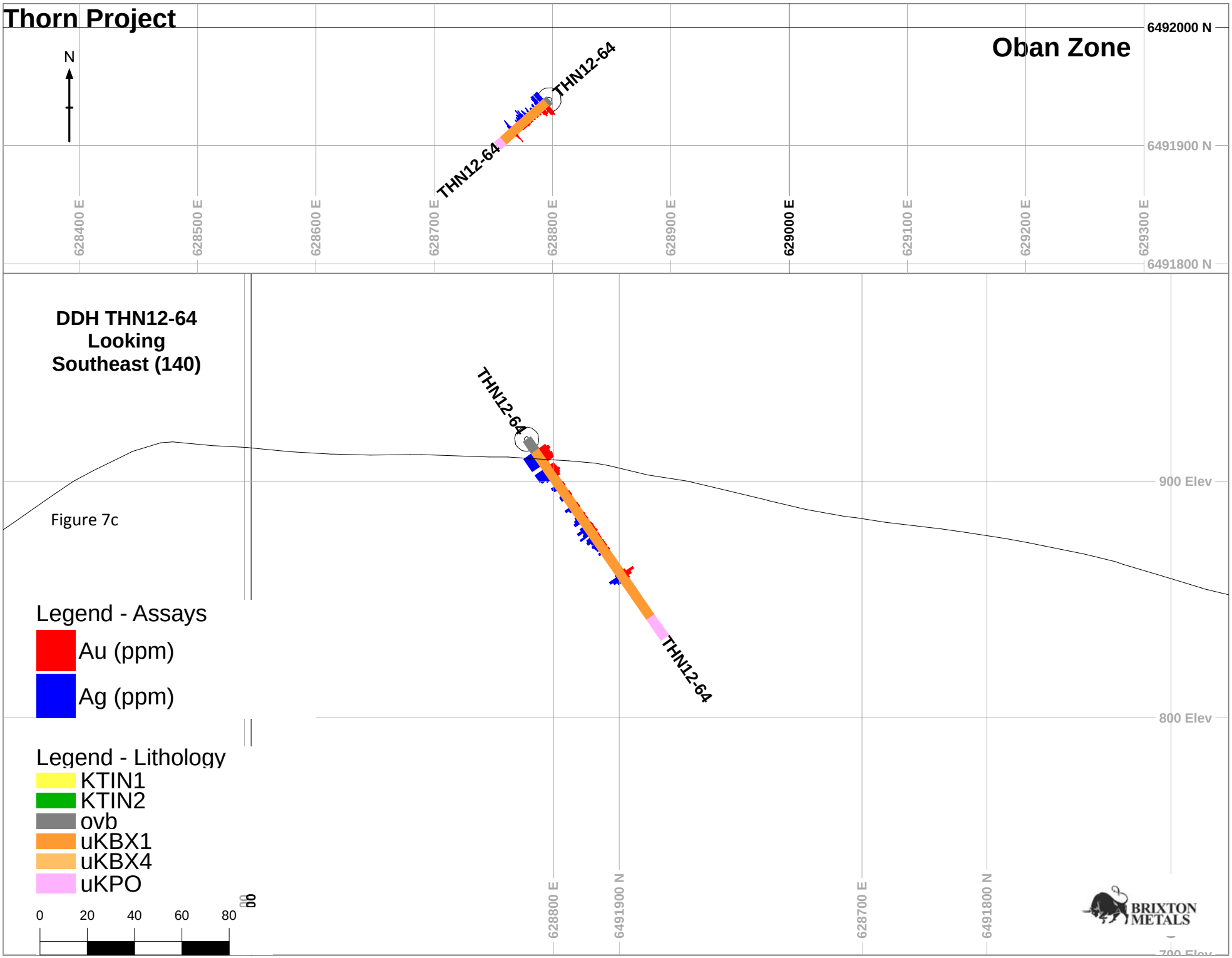
Thorn Project
N
Oban Zone
6492000 N
6491900 N
6491800 N
628400 E
628500 E
628600 E
628700 E
628800 E
628900 E
629000 E
629100 E
629200 E
629300 E
THN12-64
THN12-64
DDH THN12-64
Looking
Southeast (140)
THN12-64
THN12-64
900 Elev
800 Elev
700 Elev
Figure 7c
Legend - Assays
Au (ppm)
Ag (ppm)
Legend - Lithology
KTIN1
KTIN2
ovb
uKBX1
uKBX4
uKPO
0
20
40
60
80
00
628800 E
6491900 N
628700 E
6491800 N
BRIXTON
METALS

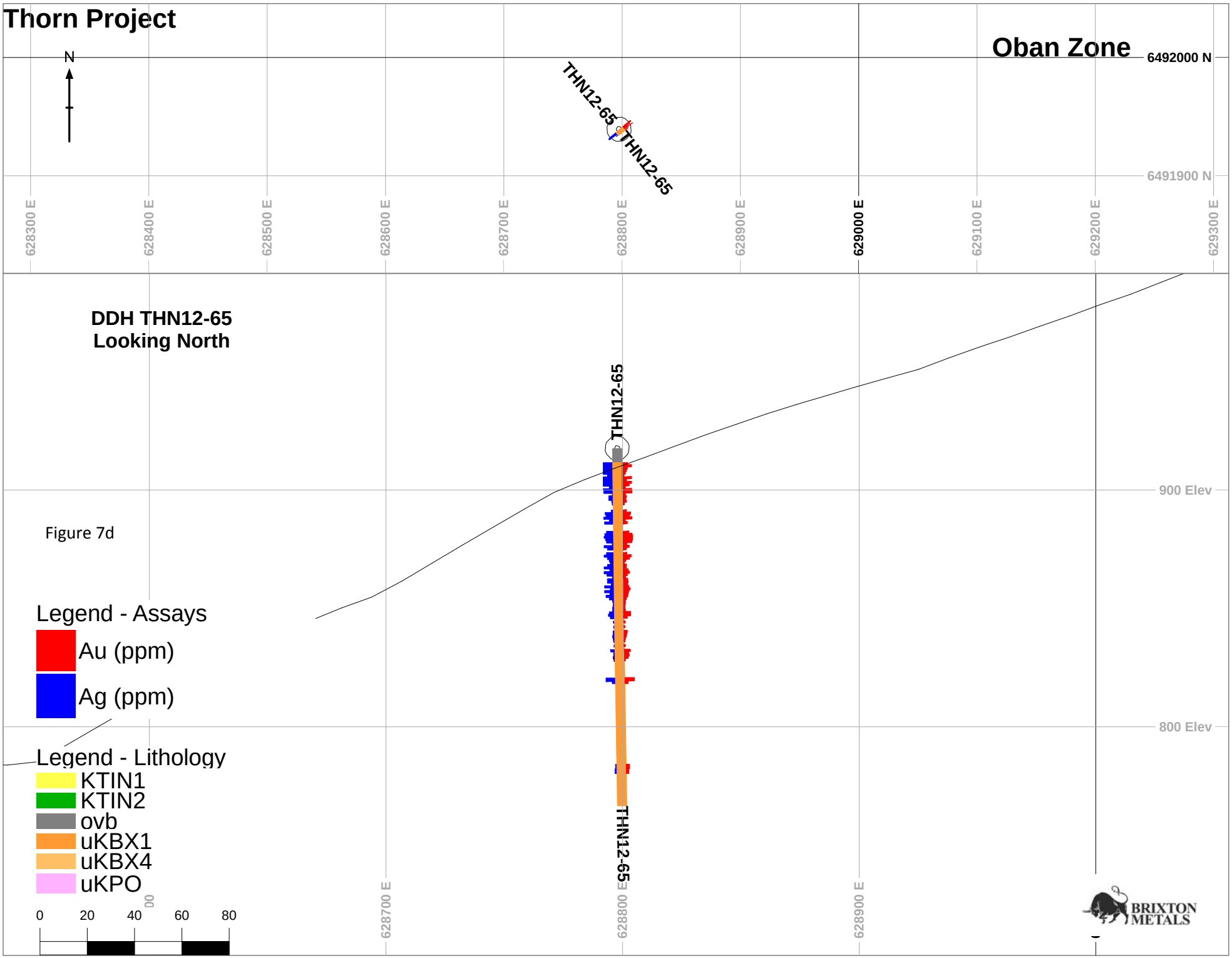
Thorn Project
N
Oban Zone
6492000 N
6491900 N
THN12-65
THN12-65
628300 E
628400 E
628500 E
628600 E
628700 E
628800 E
628900 E
629000 E
629100 E
629200 E
629300 E
DDH THN12-65
Looking North
THN12-65
THN12-65
900 Elev
800 Elev
Figure 7d
Legend - Assays
Au (ppm)
Ag (ppm)
Legend - Lithology
KTIN1
KTIN2
ovb
uKBX1
uKBX4
uKPO
0
20
40
60
80
628700 E
628800 E
628900 E
BRIXTON METALS

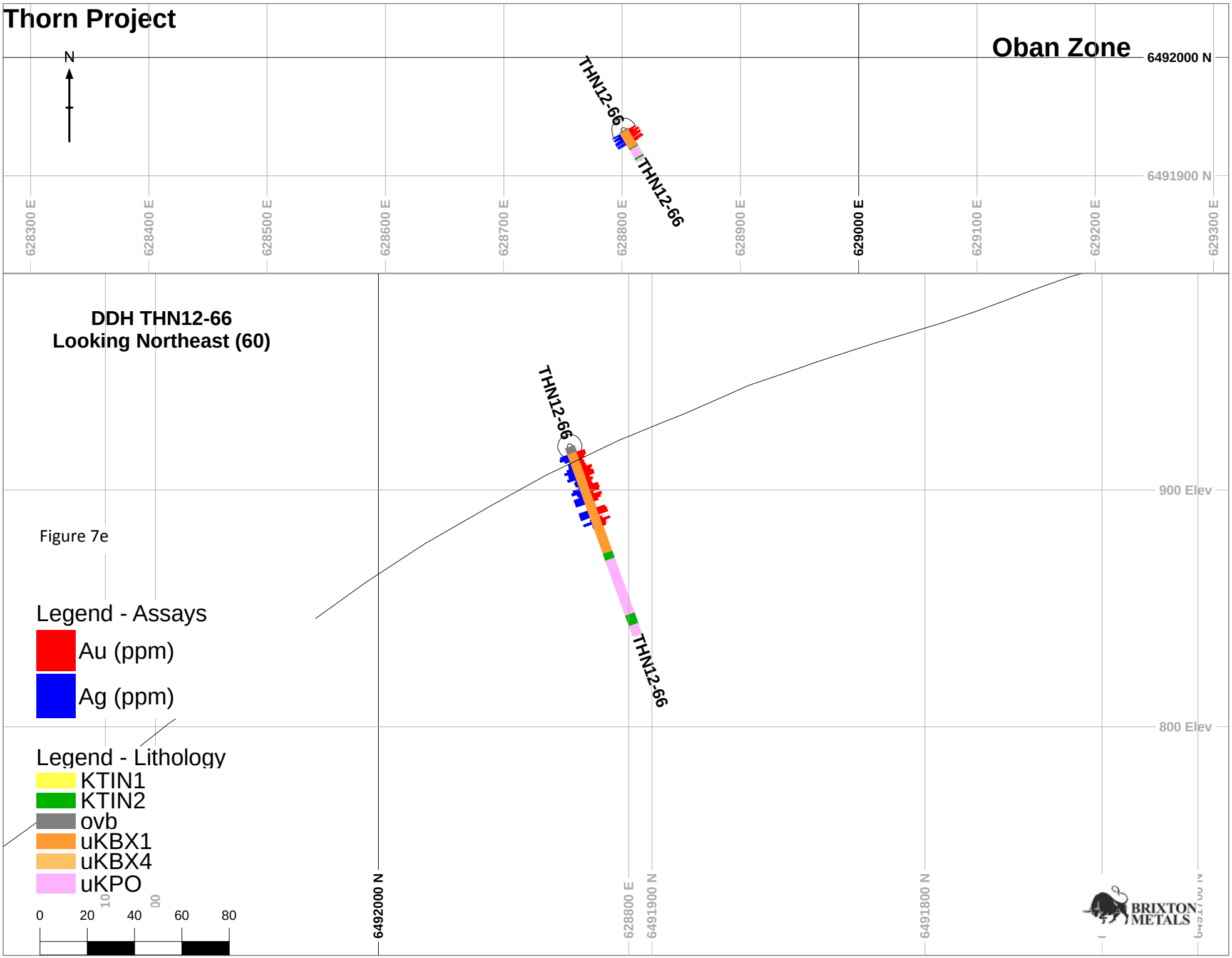
Thorn Project
N
Oban Zone
6492000 N
6491900 N
628300 E
628400 E
628500 E
628600 E
628700 E
628800 E
628900 E
629000 E
629100 E
629200 E
629300 E
THN12-66
THN12-66
DDH THN12-66
Looking Northeast (60)
THN12-66
THN12-66
900 Elev
800 Elev
Figure 7e
Legend - Assays
Au (ppm)
Ag (ppm)
Legend - Lithology
KTIN1
KTIN2
ovb
uKBX1
uKBX4
uKPO
0
20
40
60
80
6492000 N
628800 E
6491900 N
6491800 N
BRIXTON METALS

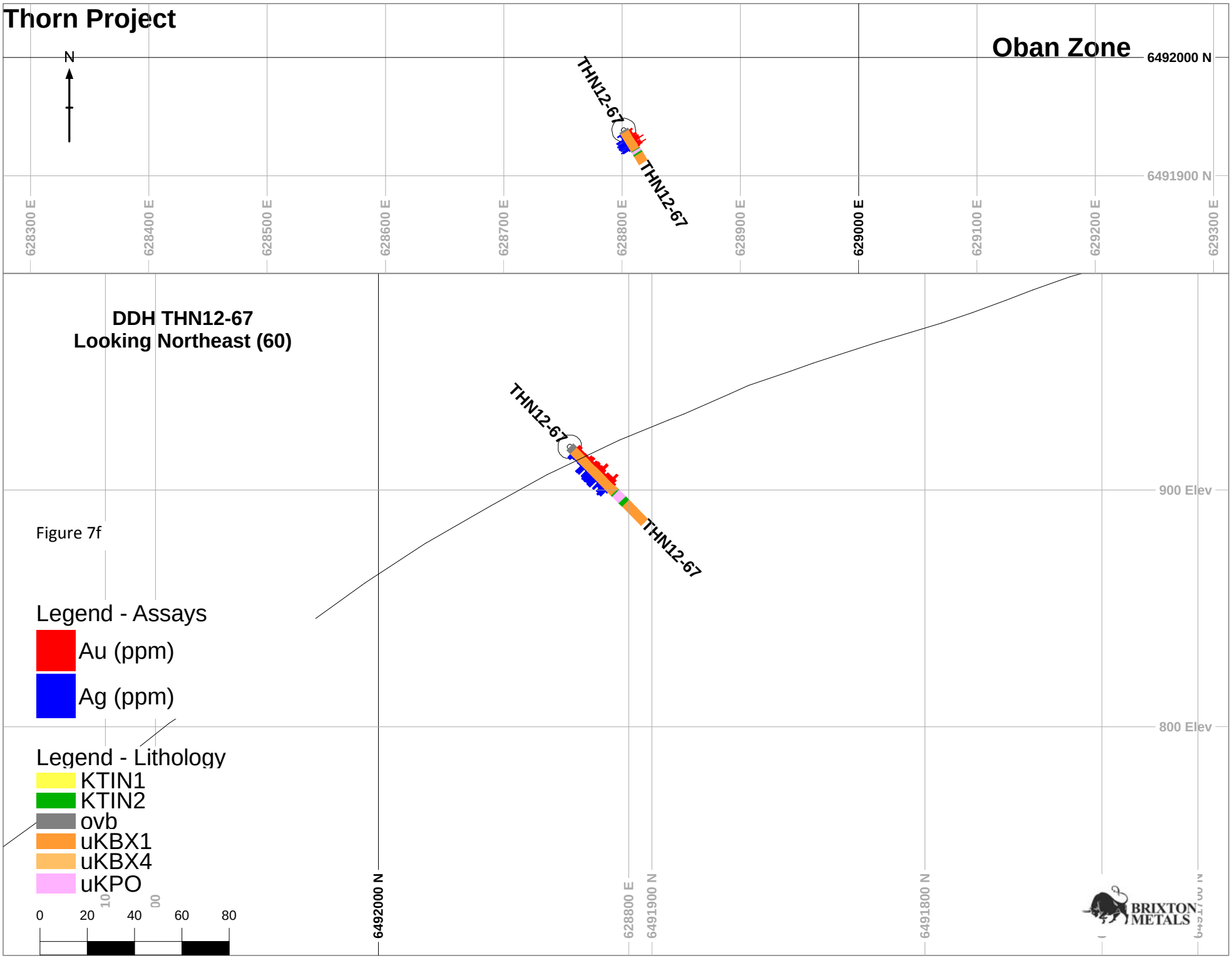
Thorn Project
N
Oban Zone
6492000 N
6491900 N
628300 E
628400 E
628500 E
628600 E
628700 E
628800 E
628900 E
629000 E
629100 E
629200 E
629300 E
THN12-67
THN12-67
DDH THN12-67
Looking Northeast (60)
THN12-67
THN12-67
900 Elev
800 Elev
Figure 7f
Legend - Assays
Au (ppm)
Ag (ppm)
Legend - Lithology
KTIN1
KTIN2
ovb
uKBX1
uKBX4
uKPO
0
20
40
60
80
6492000 N
628800 E
6491900 N
6491800 N
BRIXTON METALS

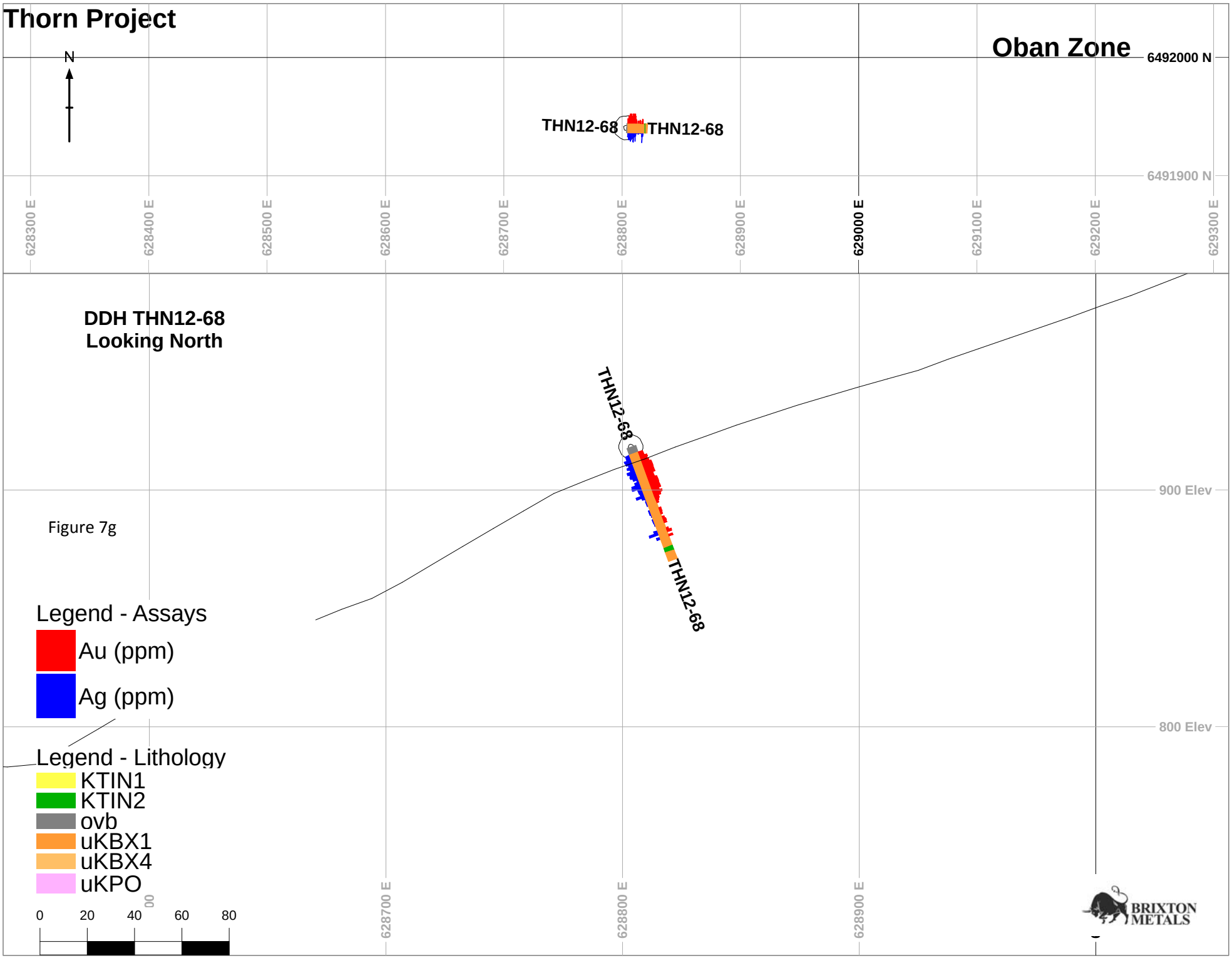
Thorn Project
N
Oban Zone
6492000 N
THN12-68
THN12-68
6491900 N
628300 E
628400 E
628500 E
628600 E
628700 E
628800 E
628900 E
629000 E
629100 E
629200 E
629300 E
DDH THN12-68
Looking North
THN12-68
THN12-68
900 Elev
800 Elev
Figure 7g
Legend - Assays
Au (ppm)
Ag (ppm)
Legend - Lithology
KTIN1
KTIN2
ovb
uKBX1
uKBX4
uKPO
0
20
40
60
80
628700 E
628800 E
628900 E
BRIXTON METALS

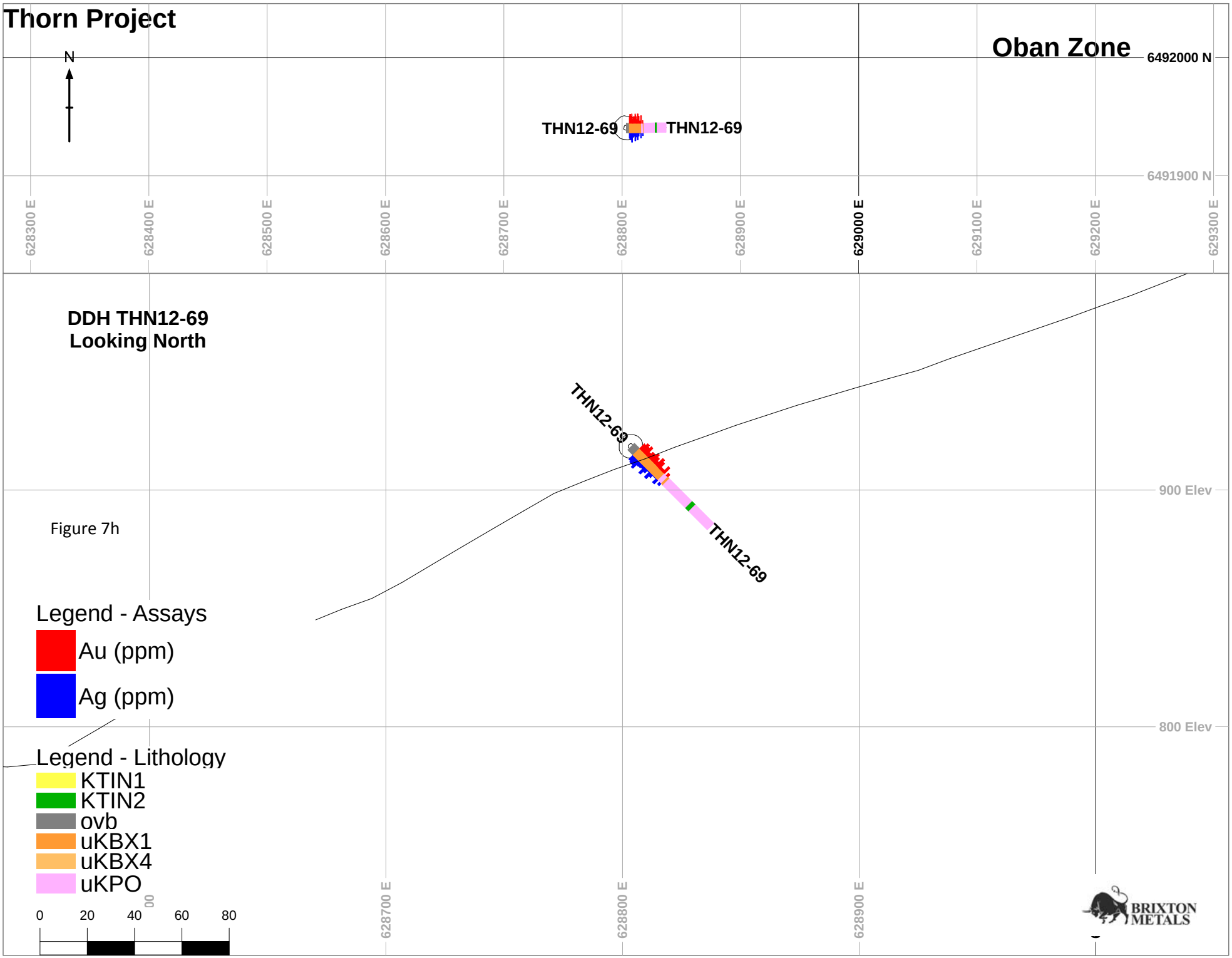
Thorn Project
N
Oban Zone
6492000 N
THN12-69
THN12-69
6491900 N
628300 E
628400 E
628500 E
628600 E
628700 E
628800 E
628900 E
629000 E
629100 E
629200 E
629300 E
DDH THN12-69
Looking North
THN12-69
THN12-69
900 Elev
800 Elev
Figure 7h
Legend - Assays
Au (ppm)
Ag (ppm)
Legend - Lithology
KTIN1
KTIN2
ovb
uKBX1
uKBX4
uKPO
0
20
40
60
80
628700 E
628800 E
628900 E
BRIXTON METALS

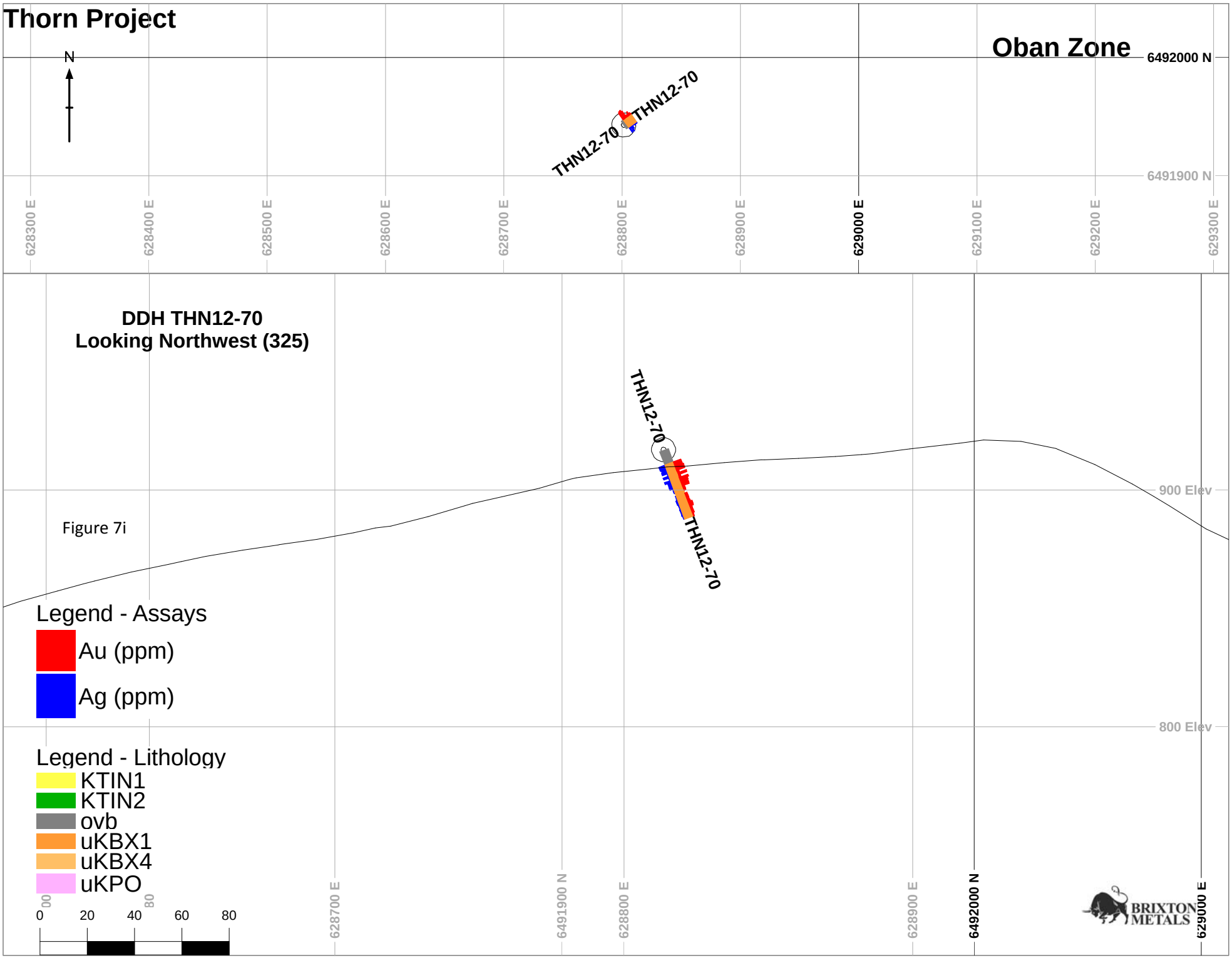
Thorn Project
N
Oban Zone
6492000 N
6491900 N
THN12-70
THN12-70
628300 E
628400 E
628500 E
628600 E
628700 E
628800 E
628900 E
629000 E
629100 E
629200 E
629300 E
DDH THN12-70
Looking Northwest (325)
THN12-70
THN12-70
900 Elev
800 Elev
Figure 7i
Legend - Assays
Au (ppm)
Ag (ppm)
Legend - Lithology
KTIN1
KTIN2
ovb
uKBX1
uKBX4
uKPO
0
20
40
60
80
628700 E
6491900 N
628800 E
628900 E
6492000 N
629000 E
BRIXTON METALS

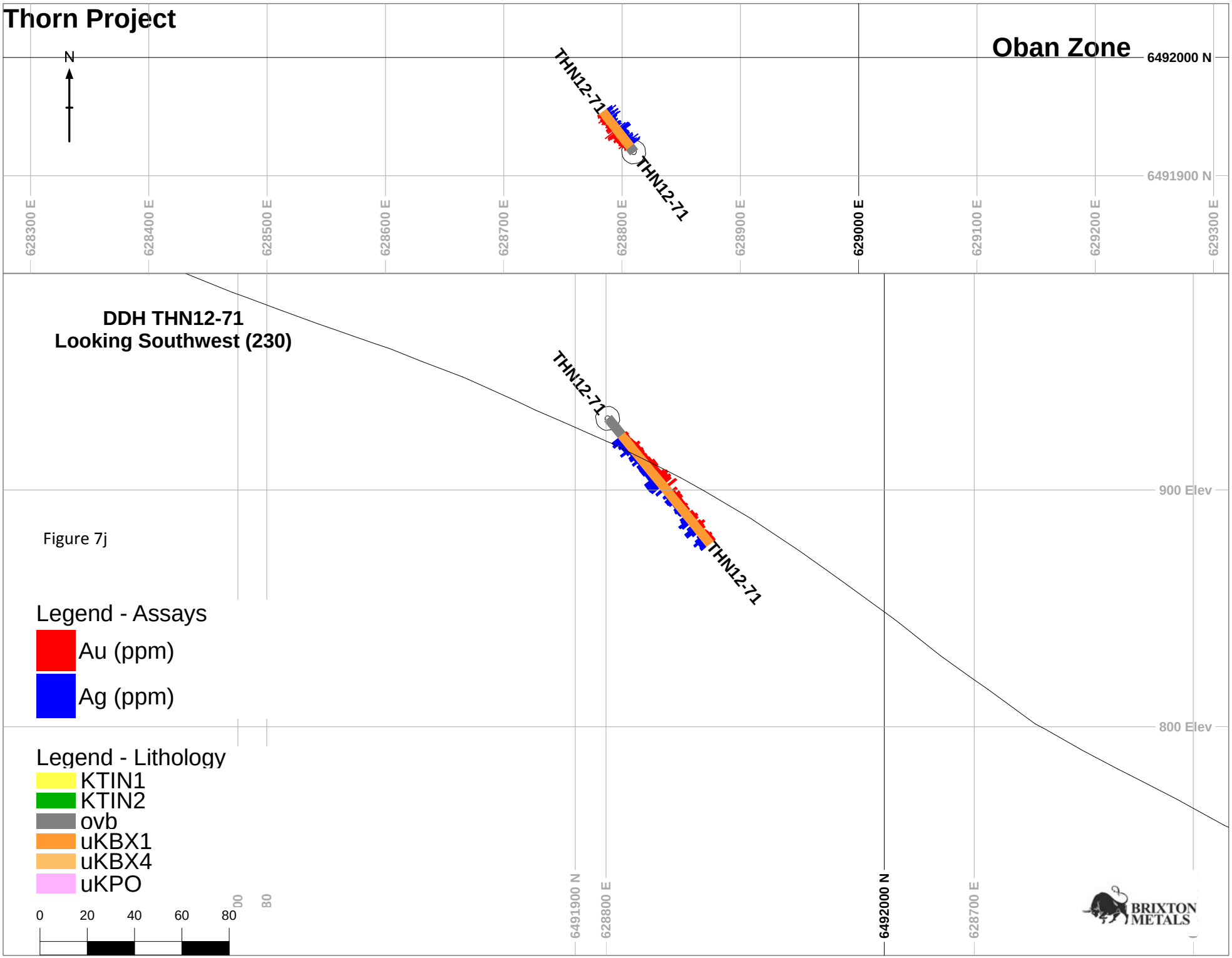
Thorn Project
N
Oban Zone
6492000 N
6491900 N
628300 E
628400 E
628500 E
628600 E
628700 E
628800 E
628900 E
629000 E
629100 E
629200 E
629300 E
THN12-71
THN12-71
DDH THN12-71
Looking Southwest (230)
THN12-71
THN12-71
900 Elev
800 Elev
Figure 7j
Legend - Assays
Au (ppm)
Ag (ppm)
Legend - Lithology
KTIN1
KTIN2
ovb
uKBX1
uKBX4
uKPO
0
20
40
60
80
6491900 N
628800 E
6492000 N
628700 E
BRIXTON METALS

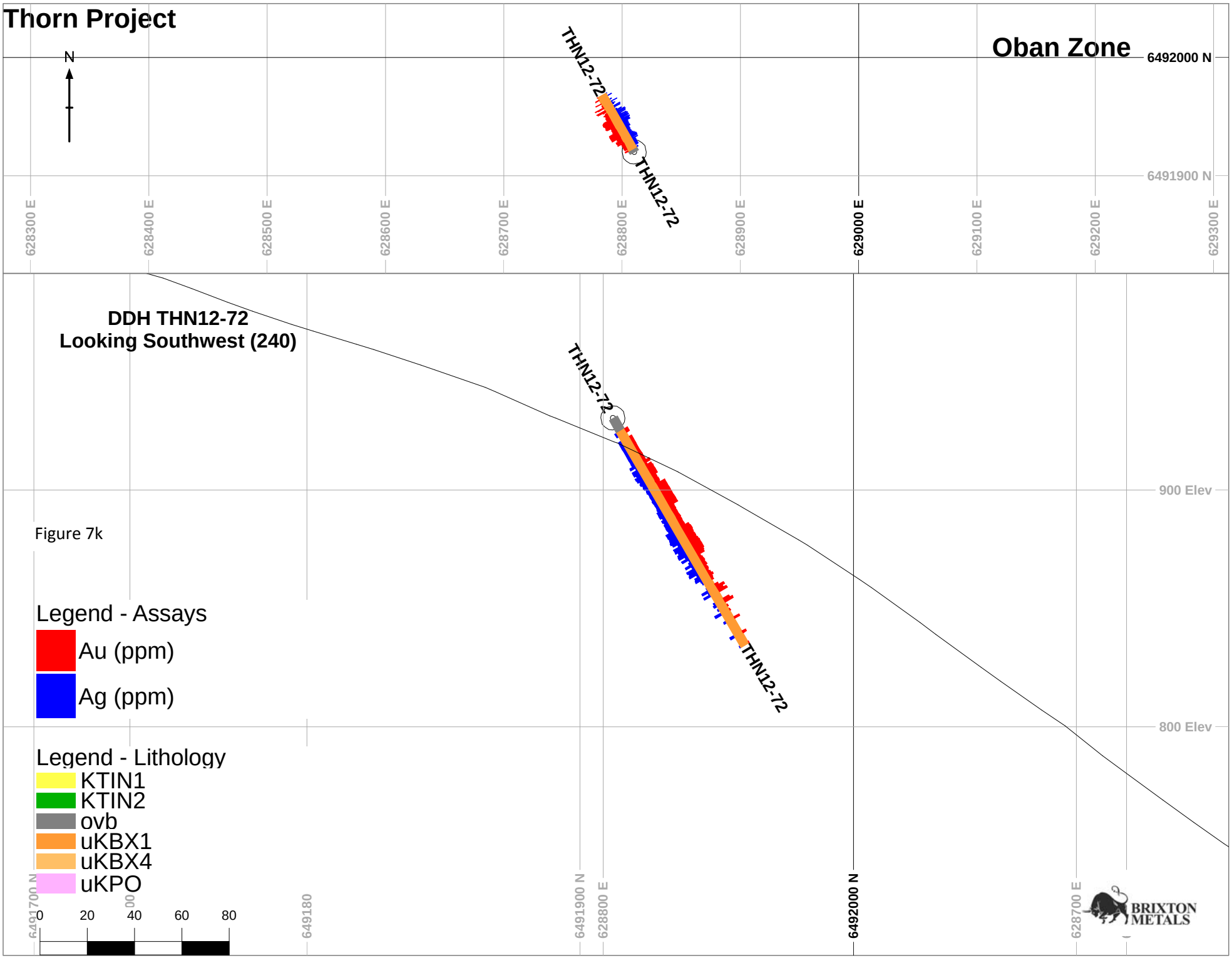
Thorn Project
N
Oban Zone
6492000 N
6491900 N
628300 E
628400 E
628500 E
628600 E
628700 E
628800 E
628900 E
629000 E
629100 E
629200 E
629300 E
THN12-72
THN12-72
DDH THN12-72
Looking Southwest (240)
THN12-72
THN12-72
900 Elev
800 Elev
Figure 7k
Legend - Assays
Au (ppm)
Ag (ppm)
Legend - Lithology
KTIN1
KTIN2
ovb
uKBX1
uKBX4
uKPO
649180
6491900 N
628800 E
6492000 N
628700 E
0
20
40
60
80
BRIXTON METALS

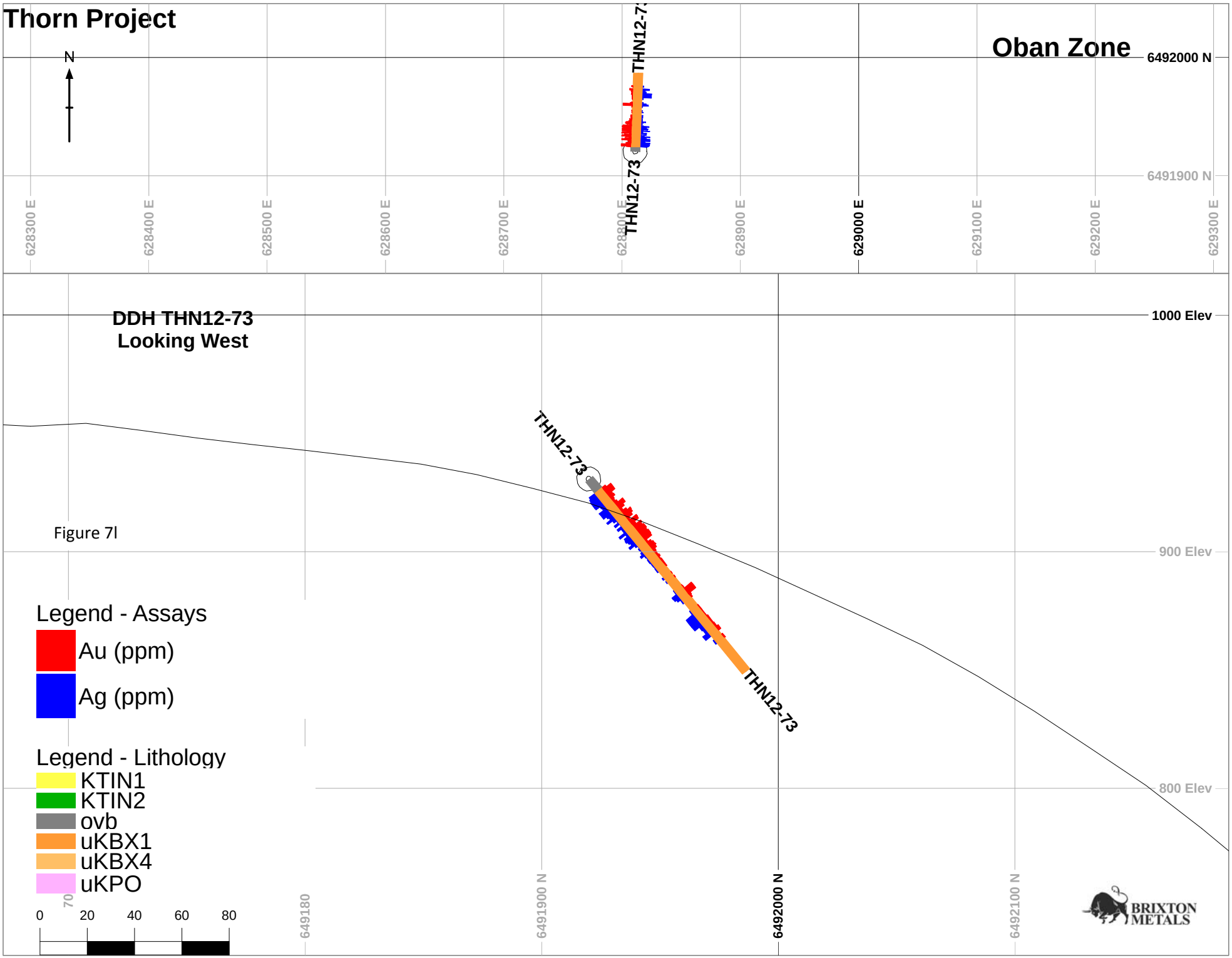
Thorn Project
N
Oban Zone
6492000 N
6491900 N
628300 E
628400 E
628500 E
628600 E
628700 E
628800 E
628900 E
629000 E
629100 E
629200 E
629300 E
THN12-73
THN12-73
DDH THN12-73
Looking West
1000 Elev
900 Elev
800 Elev
THN12-73
THN12-73
Figure 7l
Legend - Assays
Au (ppm)
Ag (ppm)
Legend - Lithology
KTIN1
KTIN2
ovb
uKBX1
uKBX4
uKPO
0
20
40
60
80
649180
6491900 N
6492000 N
6492100 N
BRIXTON METALS

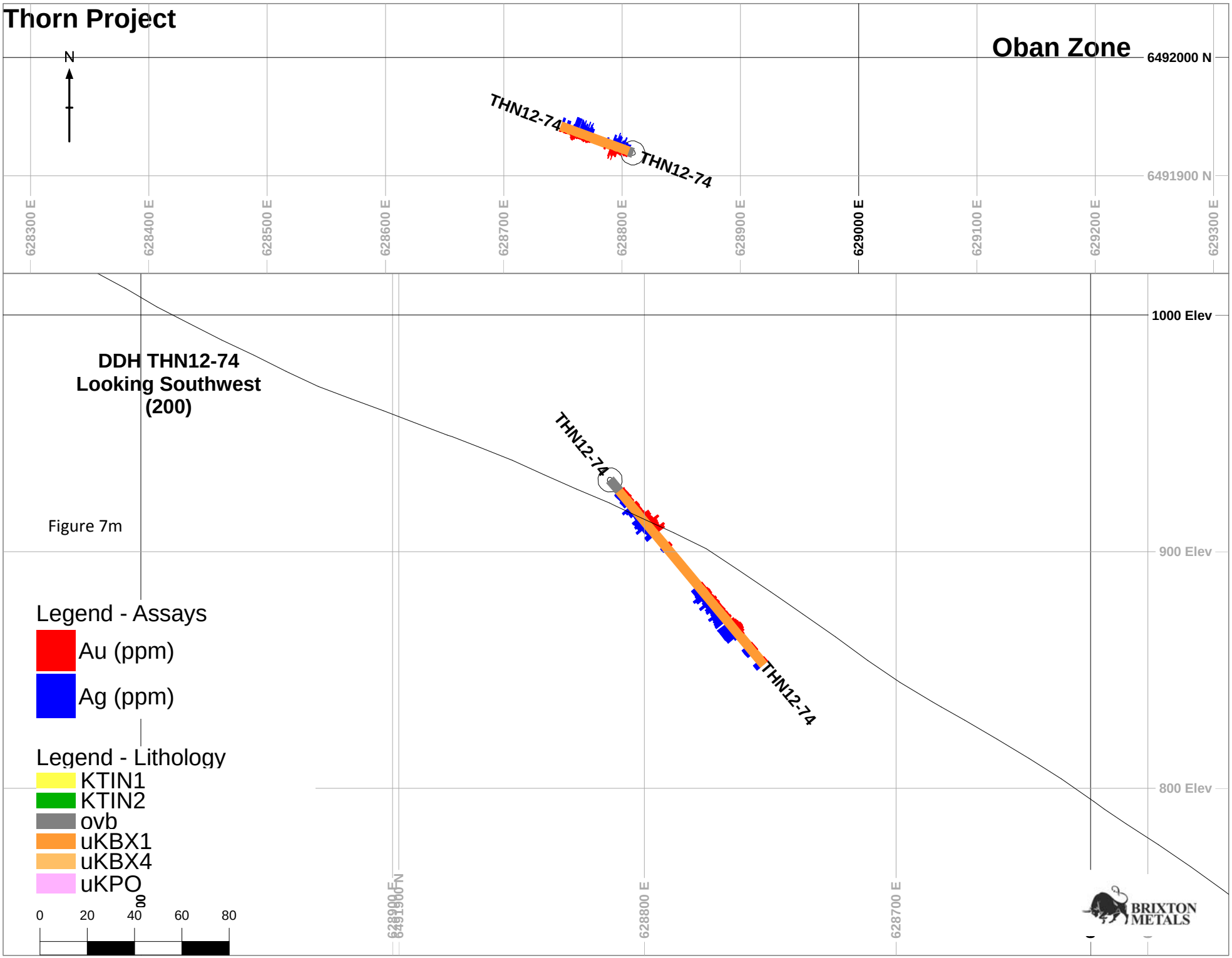
Thorn Project
Oban Zone
N
6492000 N
6491900 N
628300 E
628400 E
628500 E
628600 E
628700 E
628800 E
628900 E
629000 E
629100 E
629200 E
629300 E
THN12-74
THN12-74
1000 Elev
900 Elev
800 Elev
DDH THN12-74
Looking Southwest
(200)
THN12-74
THN12-74
Figure 7m
Legend - Assays
Au (ppm)
Ag (ppm)
Legend - Lithology
KTIN1
KTIN2
ovb
uKBX1
uKBX4
uKPO
0
20
40
60
80
628800 E
628700 E
BRIXTON METALS

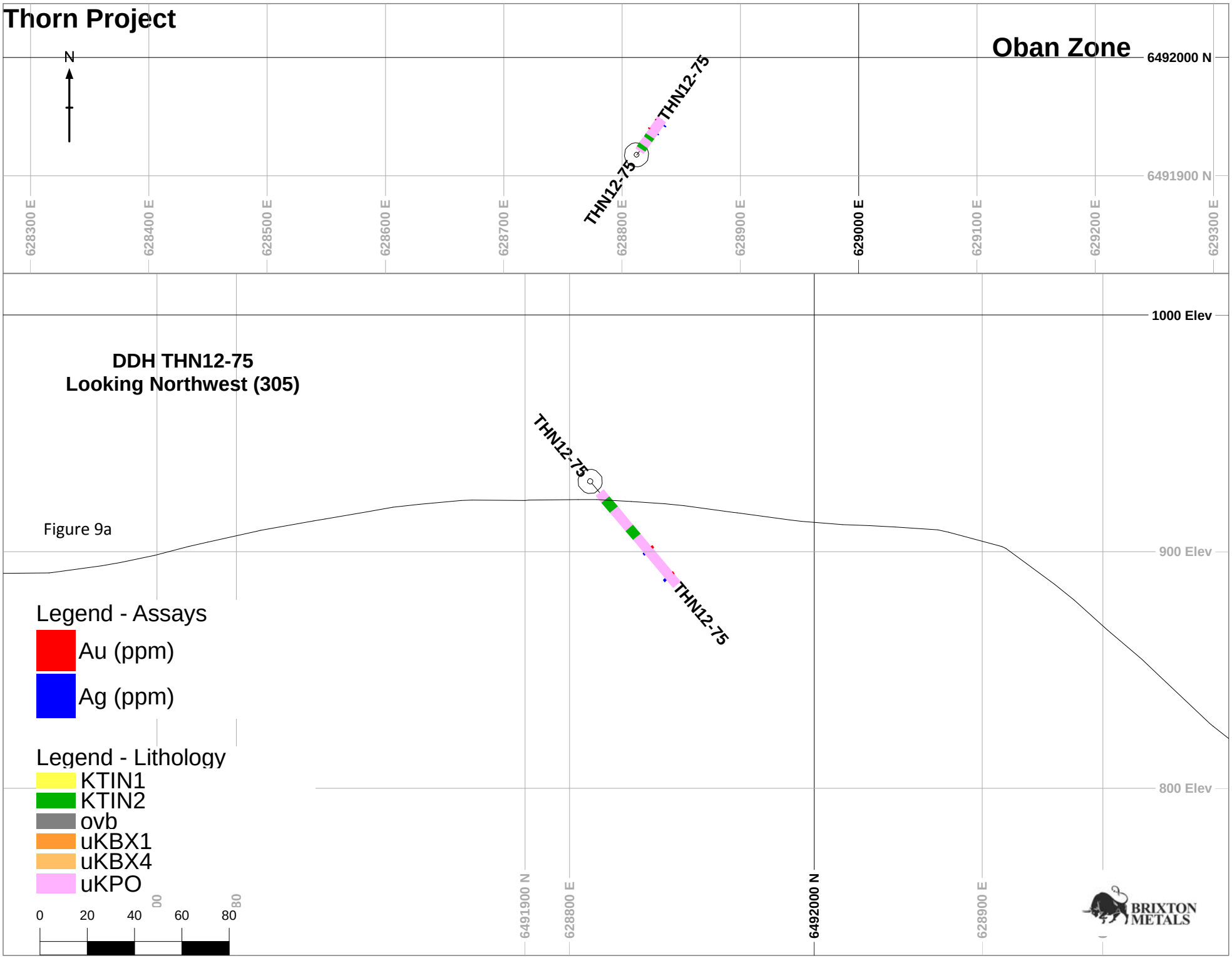
Thorn Project
N
Oban Zone
6492000 N
6491900 N
628300 E
628400 E
628500 E
628600 E
628700 E
628800 E
628900 E
629000 E
629100 E
629200 E
629300 E
THN12-75
THN12-75
1000 Elev
DDH THN12-75
Looking Northwest (305)
THN12-75
THN12-75
Figure 9a
900 Elev
800 Elev
Legend - Assays
Au (ppm)
Ag (ppm)
Legend - Lithology
KTIN1
KTIN2
ovb
uKBX1
uKBX4
uKPO
0
20
40
60
80
6491900 N
628800 E
6492000 N
628900 E
BRIXTON METALS

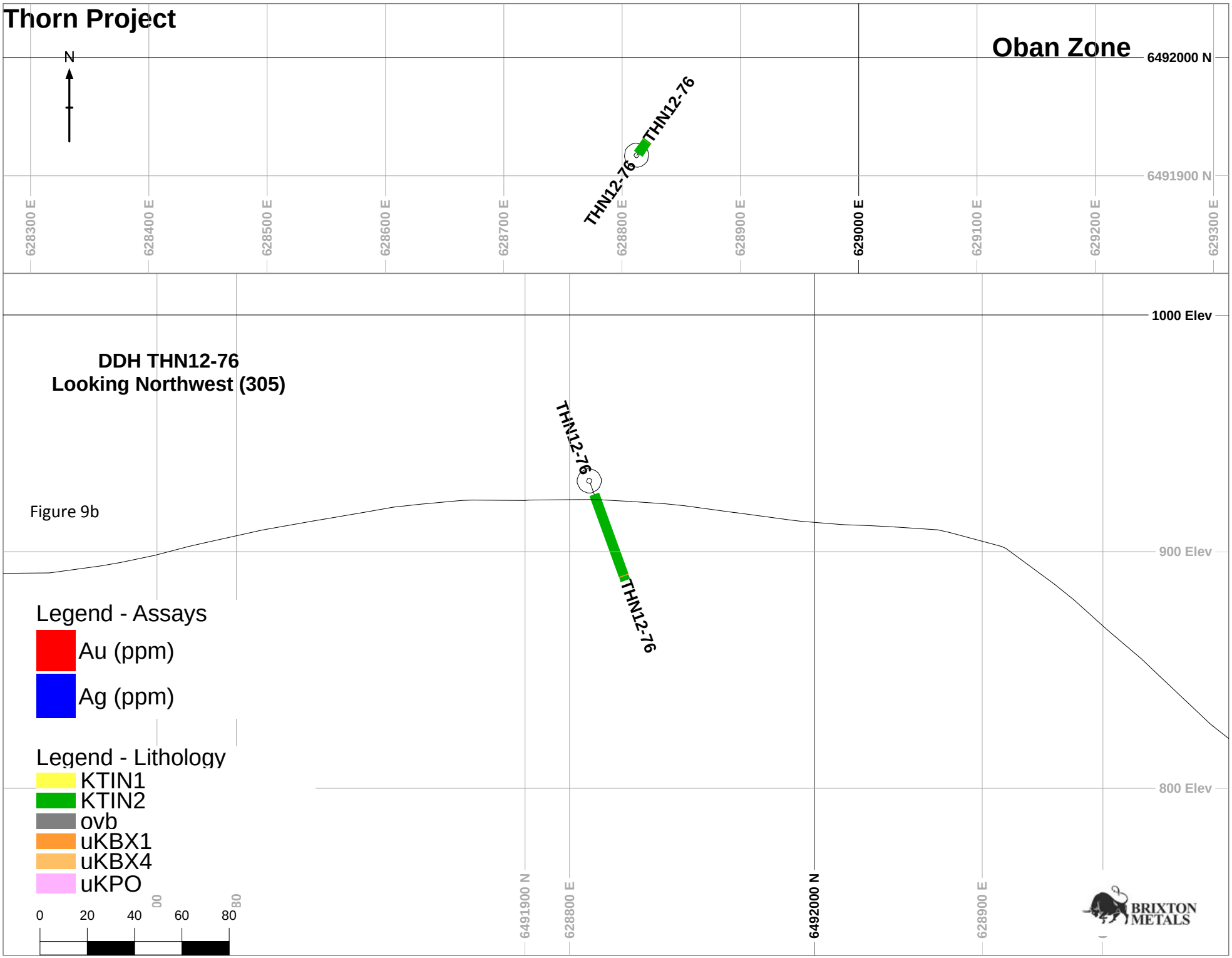
Thorn Project
N
Oban Zone
6492000 N
6491900 N
628300 E
628400 E
628500 E
628600 E
628700 E
628800 E
628900 E
629000 E
629100 E
629200 E
629300 E
THN12-76
THN12-76
1000 Elev
DDH THN12-76
Looking Northwest (305)
THN12-76
THN12-76
Figure 9b
900 Elev
800 Elev
Legend - Assays
Au (ppm)
Ag (ppm)
Legend - Lithology
KTIN1
KTIN2
ovb
uKBX1
uKBX4
uKPO
0
20
40
60
80
6491900 N
628800 E
6492000 N
628900 E
BRIXTON METALS

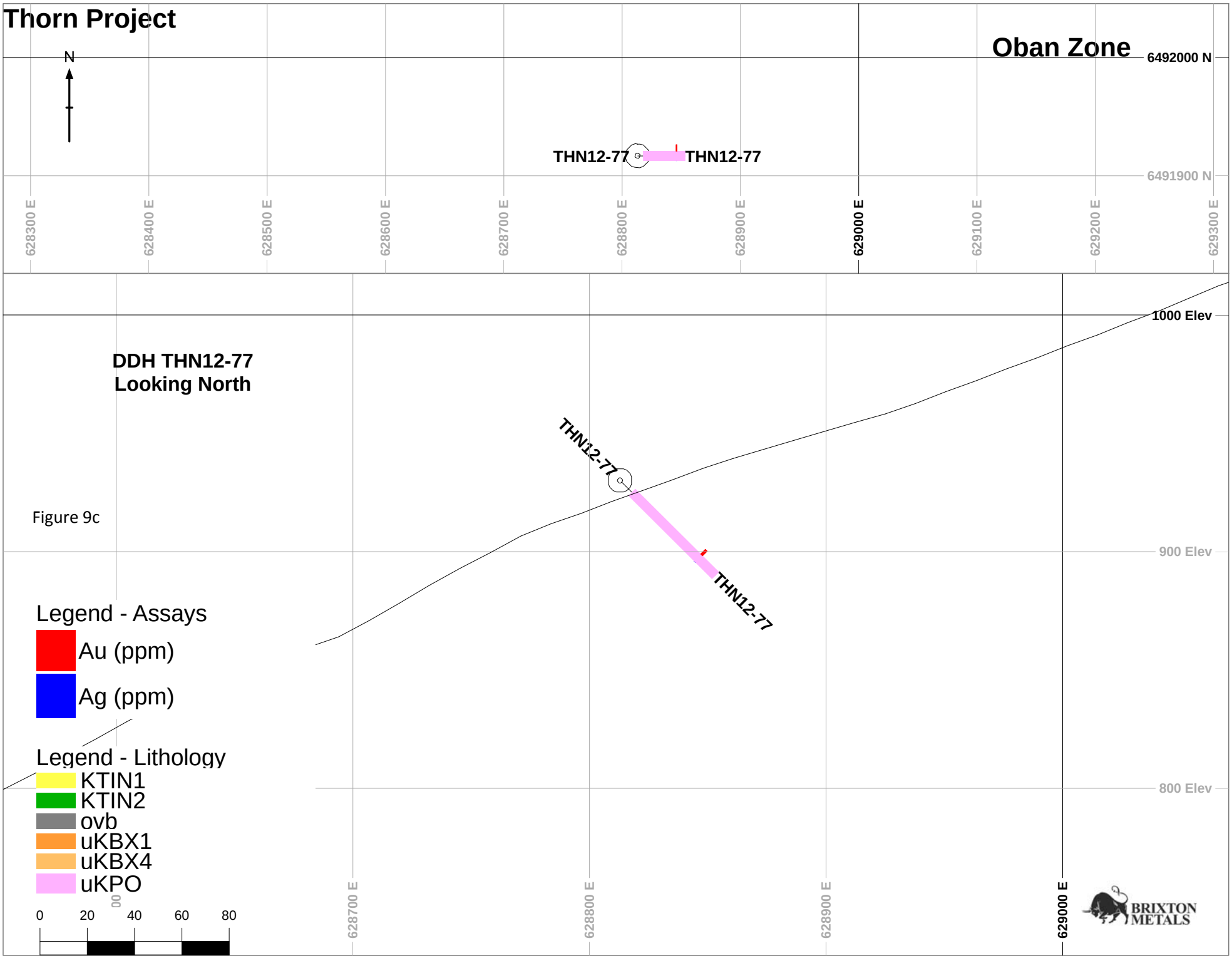
Thorn Project
N
Oban Zone
6492000 N
6491900 N
THN12-77
THN12-77
628300 E
628400 E
628500 E
628600 E
628700 E
628800 E
628900 E
629000 E
629100 E
629200 E
629300 E
DDH THN12-77
Looking North
1000 Elev
900 Elev
800 Elev
THN12-77
THN12-77
Figure 9c
Legend - Assays
Au (ppm)
Ag (ppm)
Legend - Lithology
KTIN1
KTIN2
ovb
uKBX1
uKBX4
uKPO
0
20
40
60
80
628700 E
628800 E
628900 E
629000 E
BRIXTON METALS

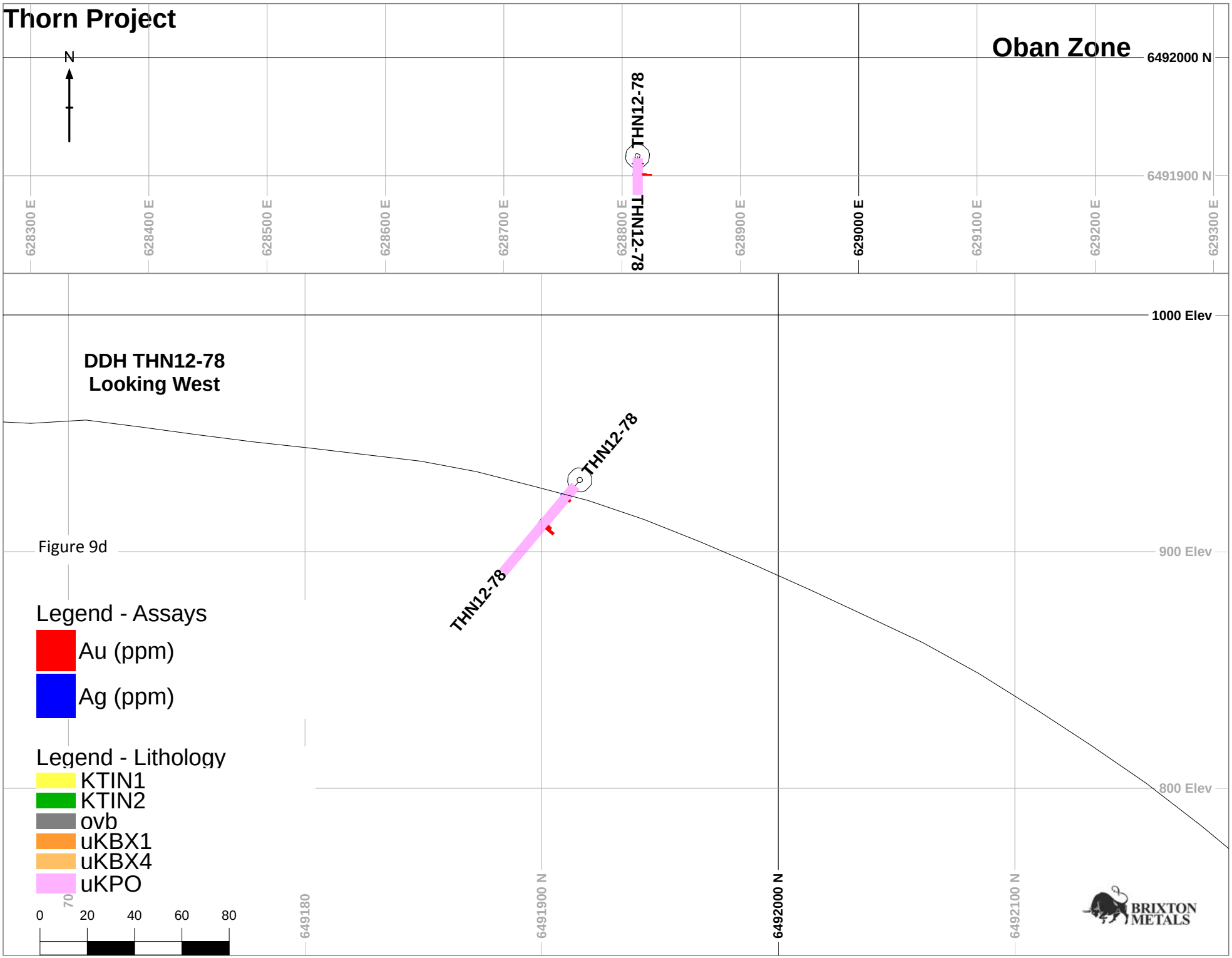
Thorn Project
Oban Zone
N
6492000 N
6491900 N
THN12-78
628300 E
628400 E
628500 E
628600 E
628700 E
628800 E
628900 E
629000 E
629100 E
629200 E
629300 E
1000 Elev
DDH THN12-78
Looking West
THN12-78
THN12-78
Figure 9d
900 Elev
800 Elev
Legend - Assays
Au (ppm)
Ag (ppm)
Legend - Lithology
KTIN1
KTIN2
ovb
uKBX1
uKBX4
uKPO
0
20
40
60
80
649180
6491900 N
6492000 N
6492100 N
BRIXTON METALS

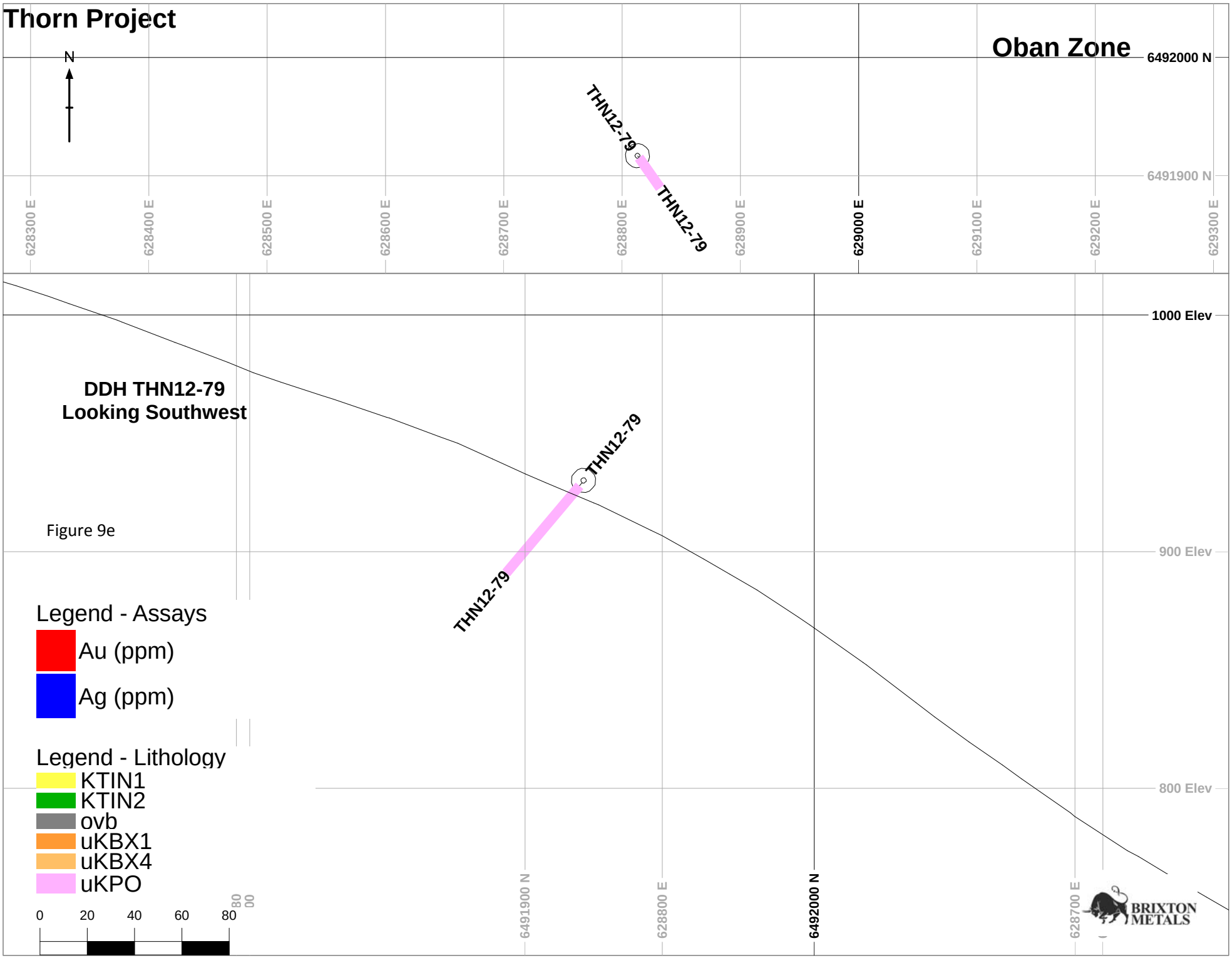
Thorn Project
N
Oban Zone
6492000 N
6491900 N
THN12-79
THN12-79
628300 E
628400 E
628500 E
628600 E
628700 E
628800 E
628900 E
629000 E
629100 E
629200 E
629300 E
1000 Elev
DDH THN12-79
Looking Southwest
THN12-79
THN12-79
Figure 9e
900 Elev
800 Elev
Legend - Assays
Au (ppm)
Ag (ppm)
Legend - Lithology
KTIN1
KTIN2
ovb
uKBX1
uKBX4
uKPO
0
20
40
60
80
6491900 N
628800 E
6492000 N
628700 E
BRIXTON METALS


Thorn Project
N
Oban Zone
6492000 N
6491900 N
628300 E
628400 E
628500 E
628600 E
628700 E
628800 E
628900 E
629000 E
629100 E
629200 E
629300 E
THN12-80
THN12-80
DDH THN12-80
Looking Southwest
THN12-80
900 Elev
800 Elev
THN12-80
Figure 9f
Legend - Assays
Au (ppm)
Ag (ppm)
Legend - Lithology
KTIN1
KTIN2
ovb
uKBX1
uKBX4
uKPO
0
20
40
60
80
6491900 N
628800 E
6492000 N
628700 E
6492100 N
BRIXTON METALS

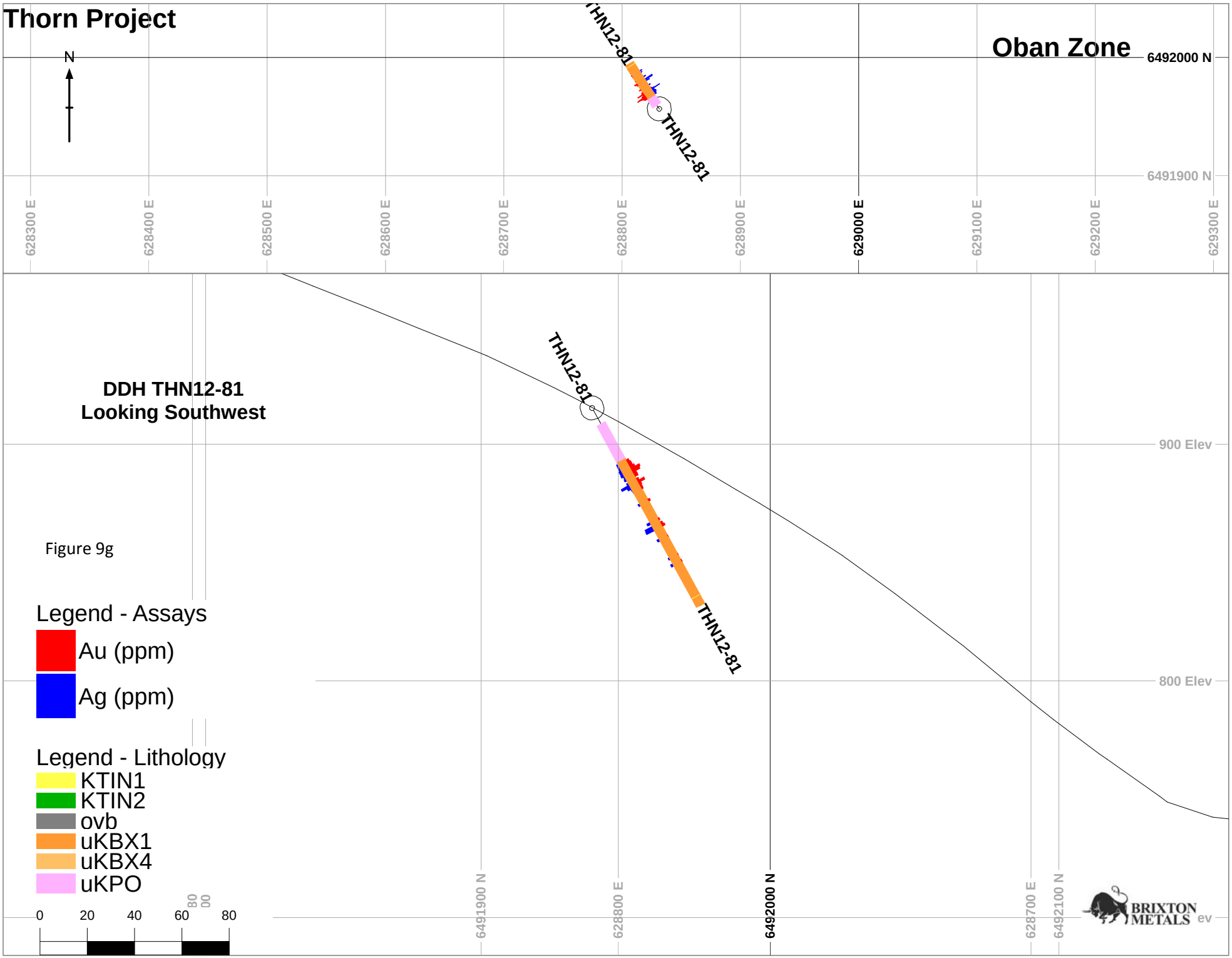
Thorn Project
N
Oban Zone
6492000 N
6491900 N
628300 E
628400 E
628500 E
628600 E
628700 E
628800 E
628900 E
629000 E
629100 E
629200 E
629300 E
THN12-81
THN12-81
DDH THN12-81
Looking Southwest
900 Elev
800 Elev
THN12-81
THN12-81
Figure 9g
Legend - Assays
Au (ppm)
Ag (ppm)
Legend - Lithology
KTIN1
KTIN2
ovb
uKBX1
uKBX4
uKPO
0
20
40
60
80
6491900 N
628800 E
6492000 N
628700 E
6492100 N
BRIXTON METALS

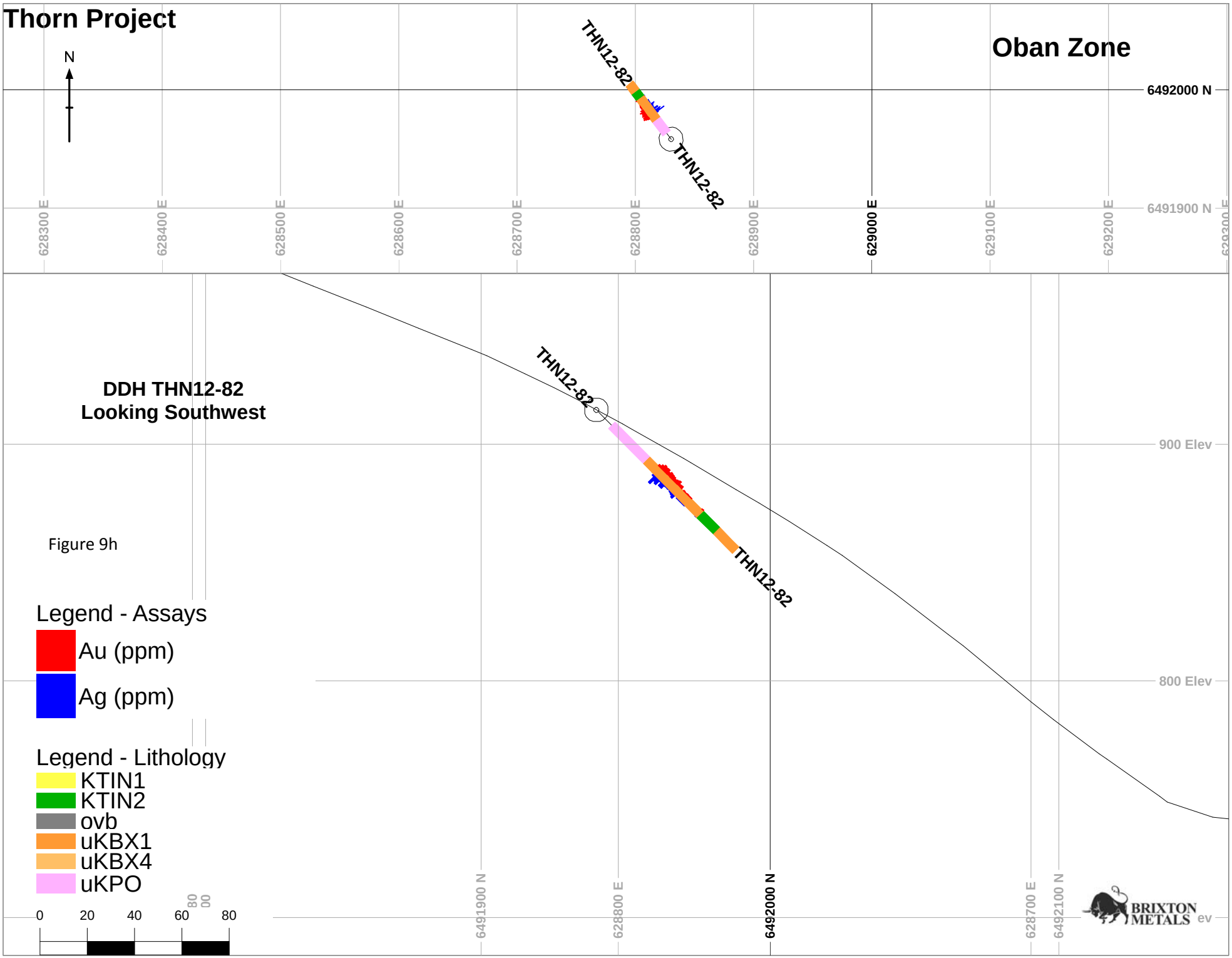
Thorn Project
N
Oban Zone
6492000 N
6491900 N
628300 E
628400 E
628500 E
628600 E
628700 E
628800 E
628900 E
629000 E
629100 E
629200 E
629300 E
THN12-82
THN12-82
DDH THN12-82
Looking Southwest
THN12-82
THN12-82
900 Elev
800 Elev
Figure 9h
Legend - Assays
Au (ppm)
Ag (ppm)
Legend - Lithology
KTIN1
KTIN2
ovb
uKBX1
uKBX4
uKPO
0
20
40
60
80
6491900 N
628800 E
6492000 N
628700 E
6492100 N
BRIXTON METALS

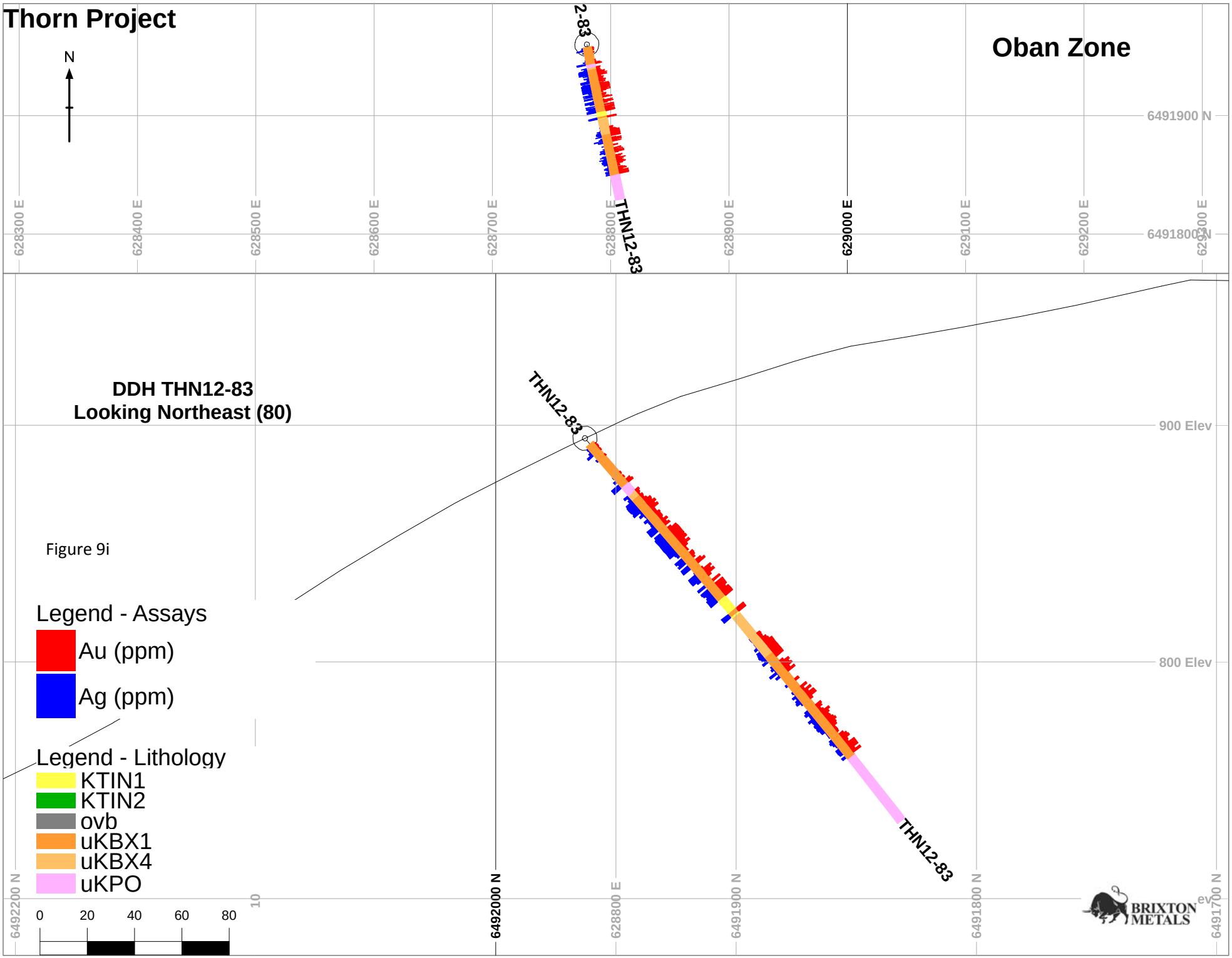
Thorn Project
N
Oban Zone
2-83
THN12-83
6491900 N
6491800 N
628300 E
628400 E
628500 E
628600 E
628700 E
628800 E
628900 E
629000 E
629100 E
629200 E
629300 E
DDH THN12-83
Looking Northeast (80)
THN12-83
900 Elev
800 Elev
Figure 9i
Legend - Assays
Au (ppm)
Ag (ppm)
Legend - Lithology
KTIN1
KTIN2
ovb
uKBX1
uKBX4
uKPO
0
20
40
60
80
6492200 N
6492000 N
628800 E
6491900 N
6491800 N
6491700 N
BRIXTON METALS

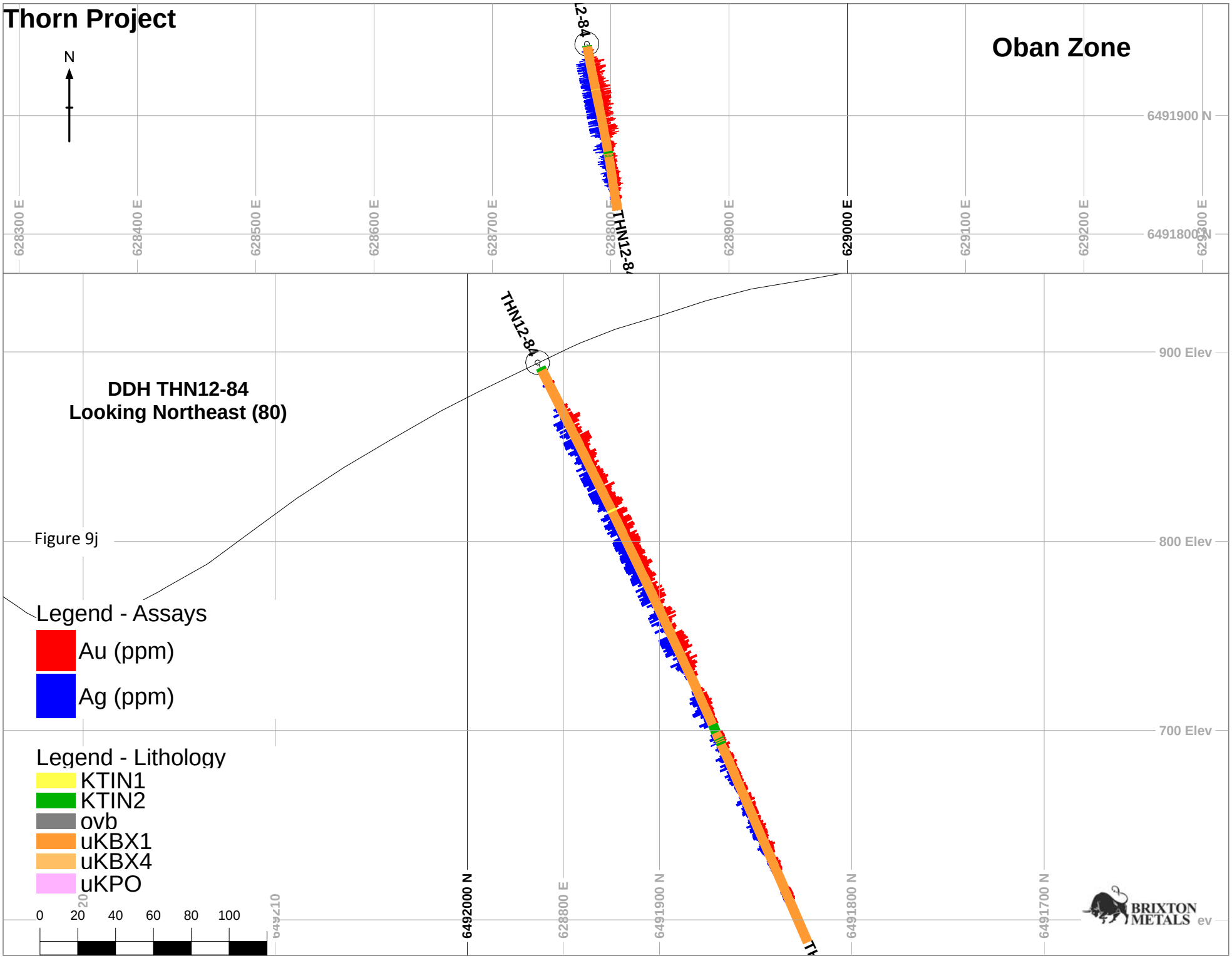
Thorn Project
N
Oban Zone
6491900 N
6491800 N
628300 E
628400 E
628500 E
628600 E
628700 E
628800 E
628900 E
629000 E
629100 E
629200 E
629300 E
THN12-84
DDH THN12-84
Looking Northeast (80)
900 Elev
800 Elev
700 Elev
Figure 9j
Legend - Assays
Au (ppm)
Ag (ppm)
Legend - Lithology
KTIN1
KTIN2
ovb
uKBX1
uKBX4
uKPO
0
20
40
60
80
100
6492000 N
628800 E
6491900 N
6491800 N
6491700 N
BRIXTON METALS

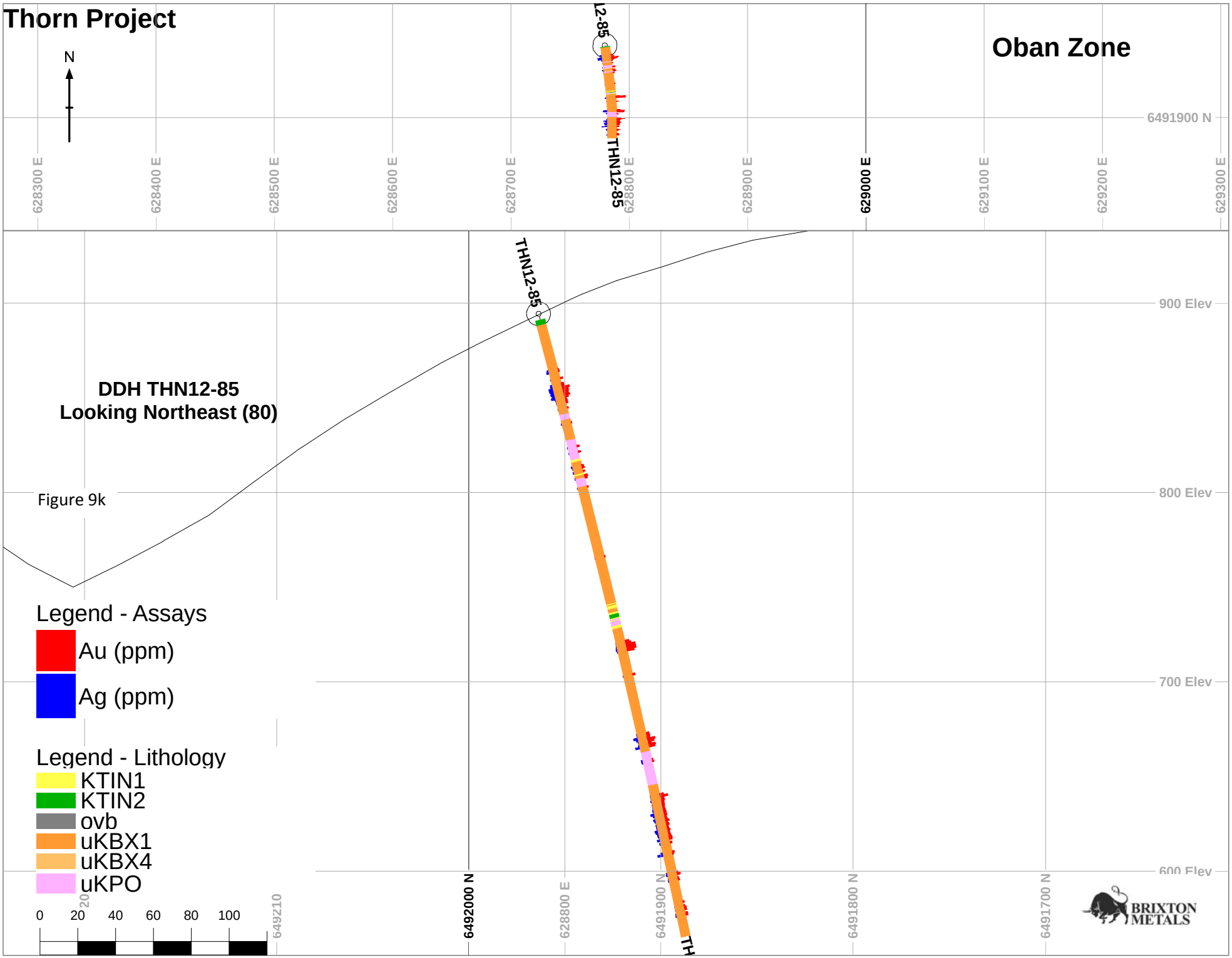
Thorn Project
N
Oban Zone
6491900 N
628300 E
628400 E
628500 E
628600 E
628700 E
628800 E
628900 E
629000 E
629100 E
629200 E
629300 E
THN12-85
DDH THN12-85
Looking Northeast (80)
Figure 9k
900 Elev
800 Elev
700 Elev
600 Elev
Legend - Assays
Au (ppm)
Ag (ppm)
Legend - Lithology
KTIN1
KTIN2
ovb
uKBX1
uKBX4
uKPO
0
20
40
60
80
100
6492000 N
628800 E
6491900 N
6491800 N
6491700 N
649210
BRIXTON METALS

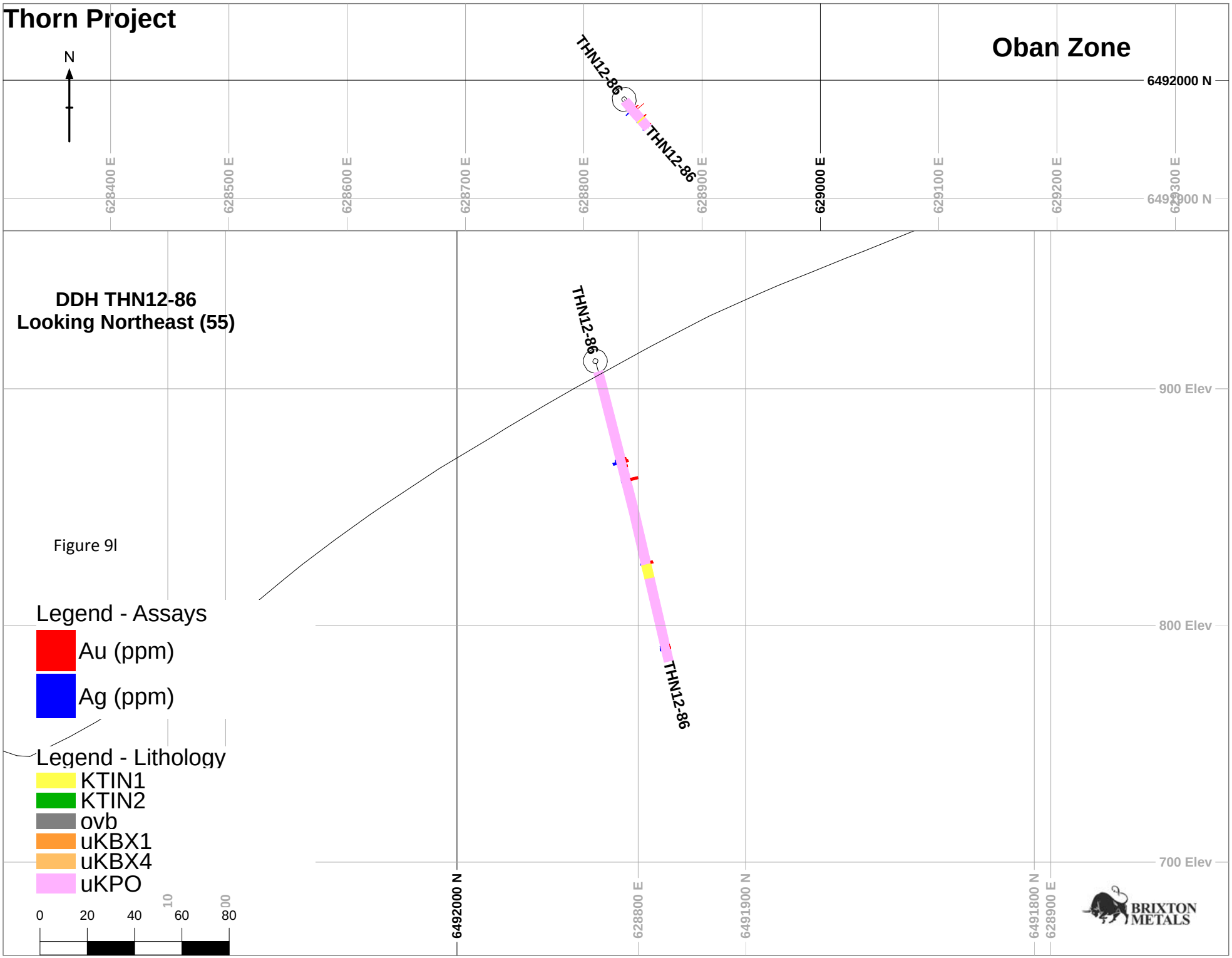
Thorn Project
N
Oban Zone
6492000 N
6491900 N
628400 E
628500 E
628600 E
628700 E
628800 E
628900 E
629000 E
629100 E
629200 E
629300 E
THN12-86
THN12-86
DDH THN12-86
Looking Northeast (55)
900 Elev
800 Elev
700 Elev
THN12-86
THN12-86
6492000 N
628800 E
6491900 N
6491800 N
628900 E
Figure 9l
Legend - Assays
Au (ppm)
Ag (ppm)
Legend - Lithology
KTIN1
KTIN2
ovb
uKBX1
uKBX4
uKPO
0
20
40
60
80
BRIXTON METALS

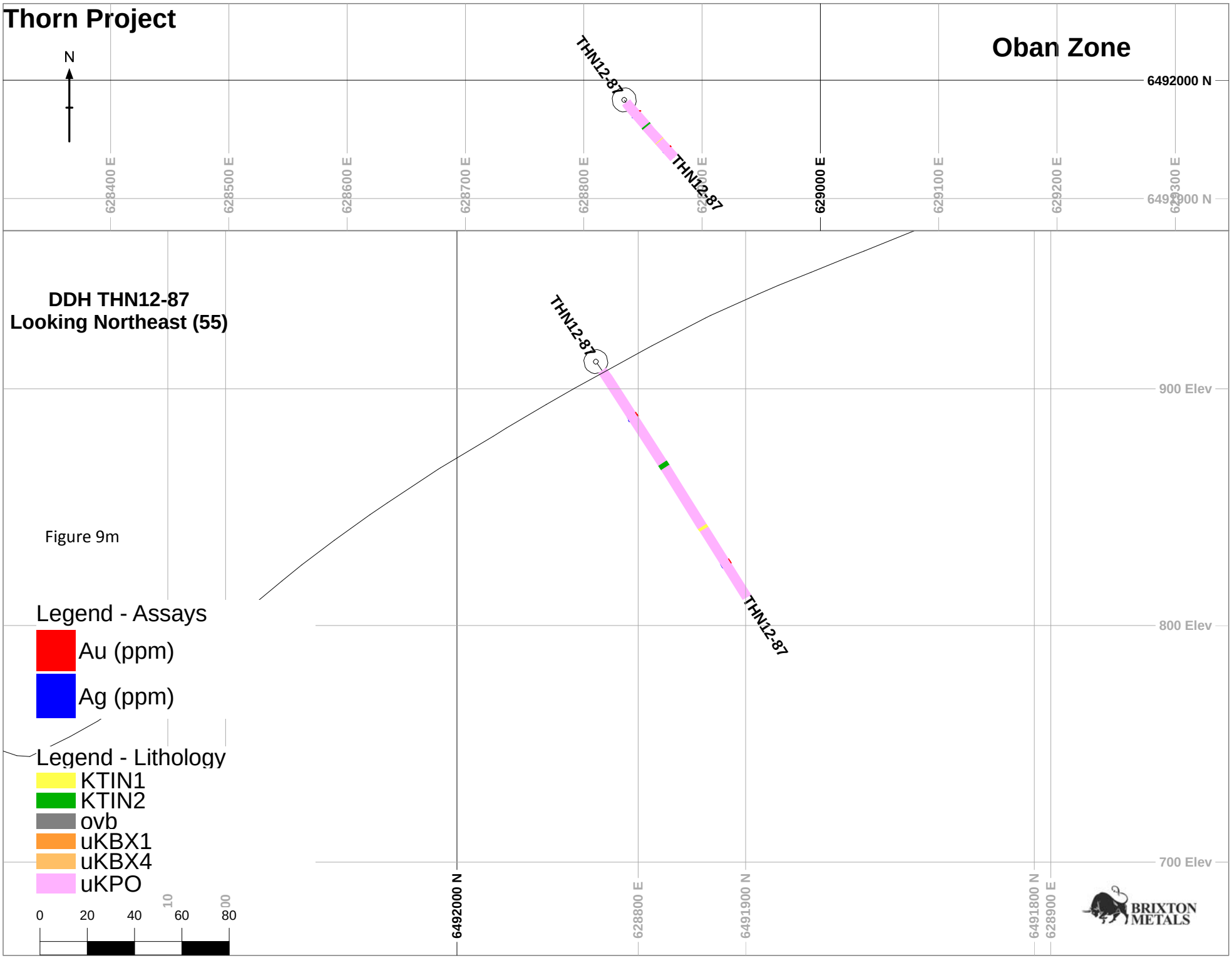
Thorn Project
N
Oban Zone
6492000 N
6491900 N
628400 E
628500 E
628600 E
628700 E
628800 E
629000 E
629100 E
629200 E
629300 E
THN12-87
THN12-87
DDH THN12-87
Looking Northeast (55)
THN12-87
THN12-87
900 Elev
800 Elev
700 Elev
6492000 N
628800 E
6491900 N
6491800 N
628900 E
Figure 9m
Legend - Assays
Au (ppm)
Ag (ppm)
Legend - Lithology
KTIN1
KTIN2
ovb
uKBX1
uKBX4
uKPO
0
20
40
60
80
BRIXTON METALS

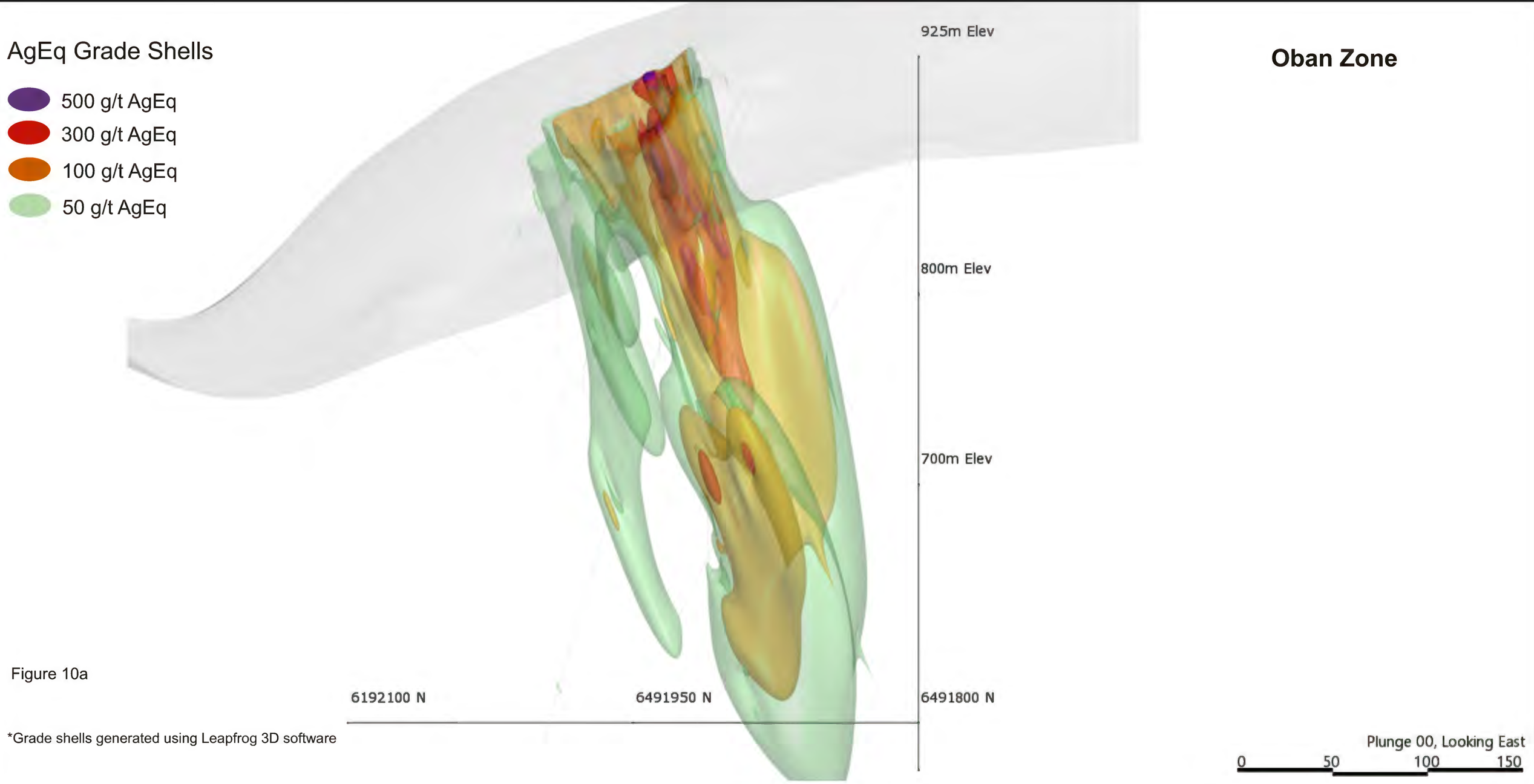

Figure 10a

*Grade shells generated using Leapfrog 3D software

AgEq Grade Shells

- 500 g/t AgEq
- 300 g/t AgEq
- 100 g/t AgEq
- 50 g/t AgEq

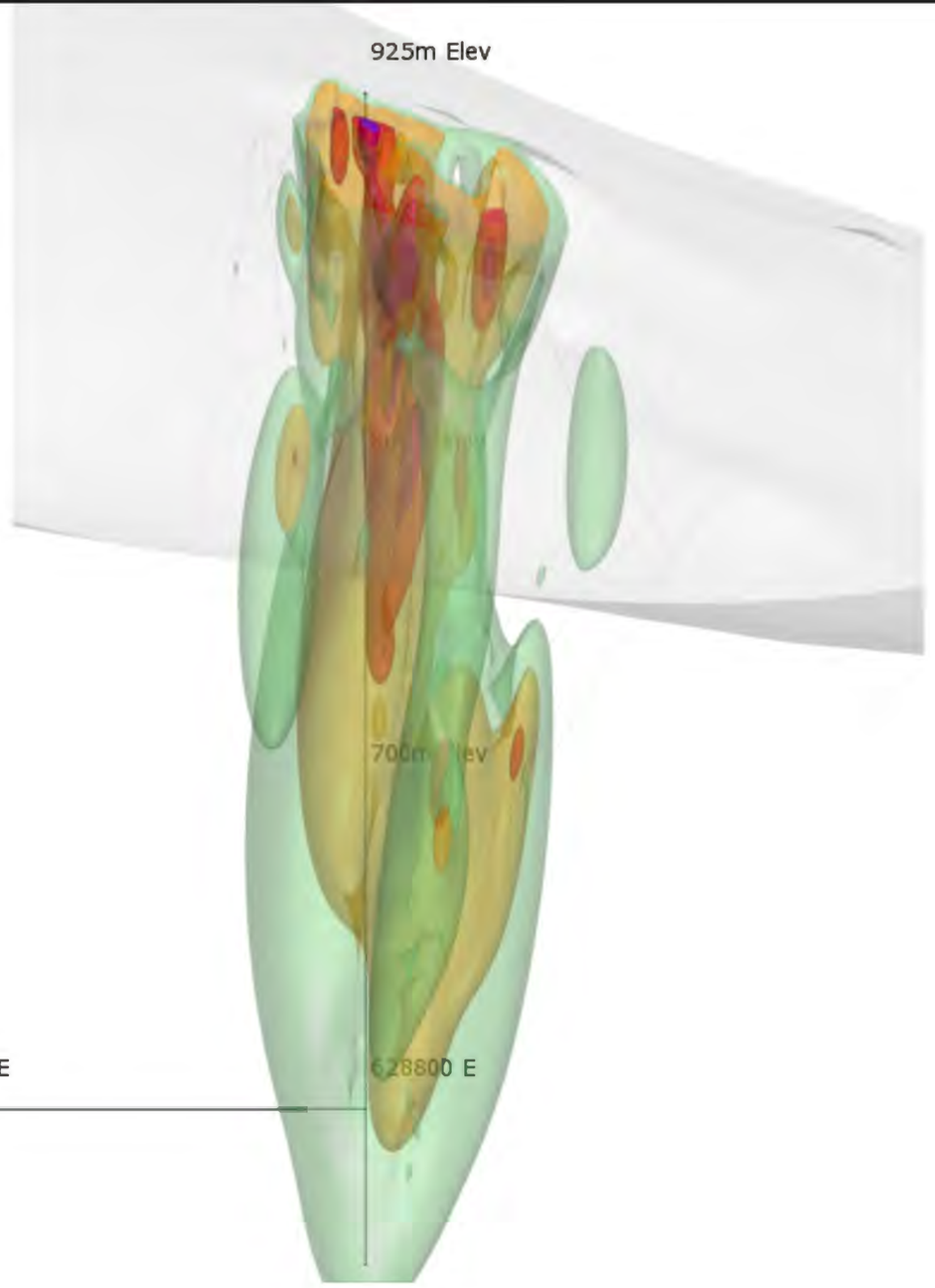

Oban Zone

Figure 10b

*Grade shells generated using Leapfrog 3D software

Plunge 00, Looking South

0 50 100 150

AgEq Grade Shells

- 500 g/t AgEq
- 300 g/t AgEq
- 100 g/t AgEq
- 50 g/t AgEq

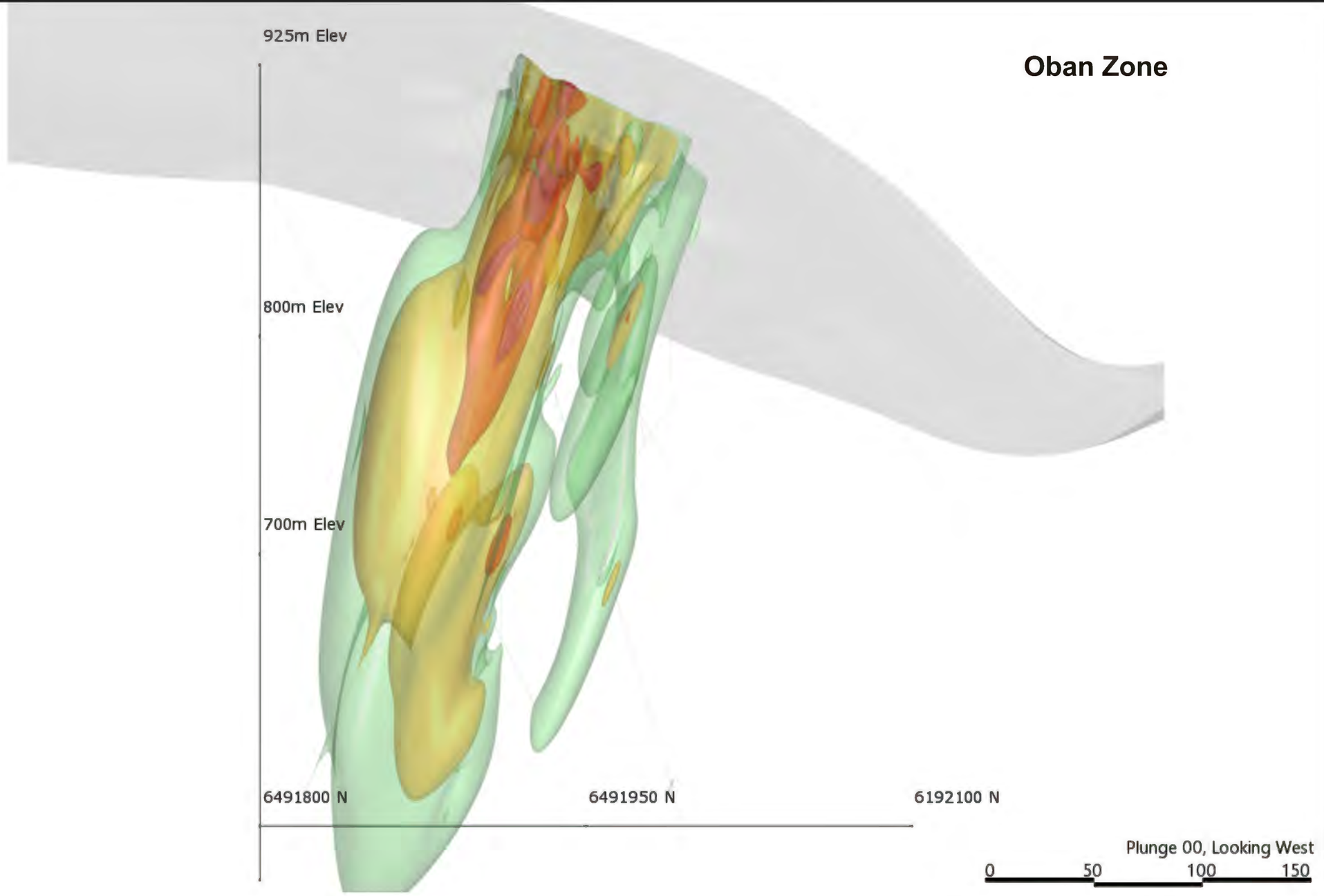

Figure 10c

*Grade shells generated using Leapfrog 3D software

AgEq Grade Shells

- 500 g/t AgEq
- 300 g/t AgEq
- 100 g/t AgEq
- 50 g/t AgEq

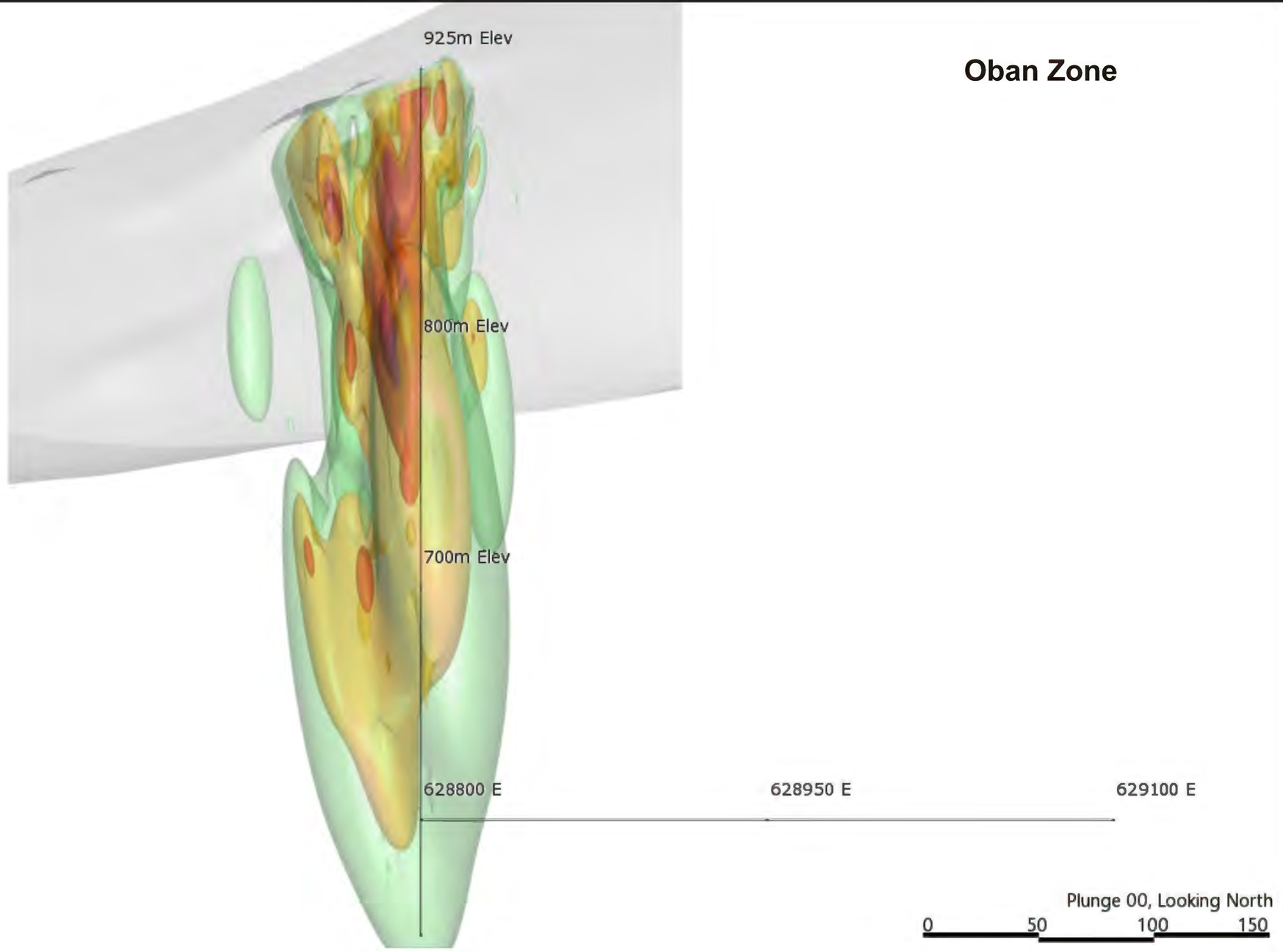

Oban Zone

Figure 10d

*Grade shells generated using Leapfrog 3D software

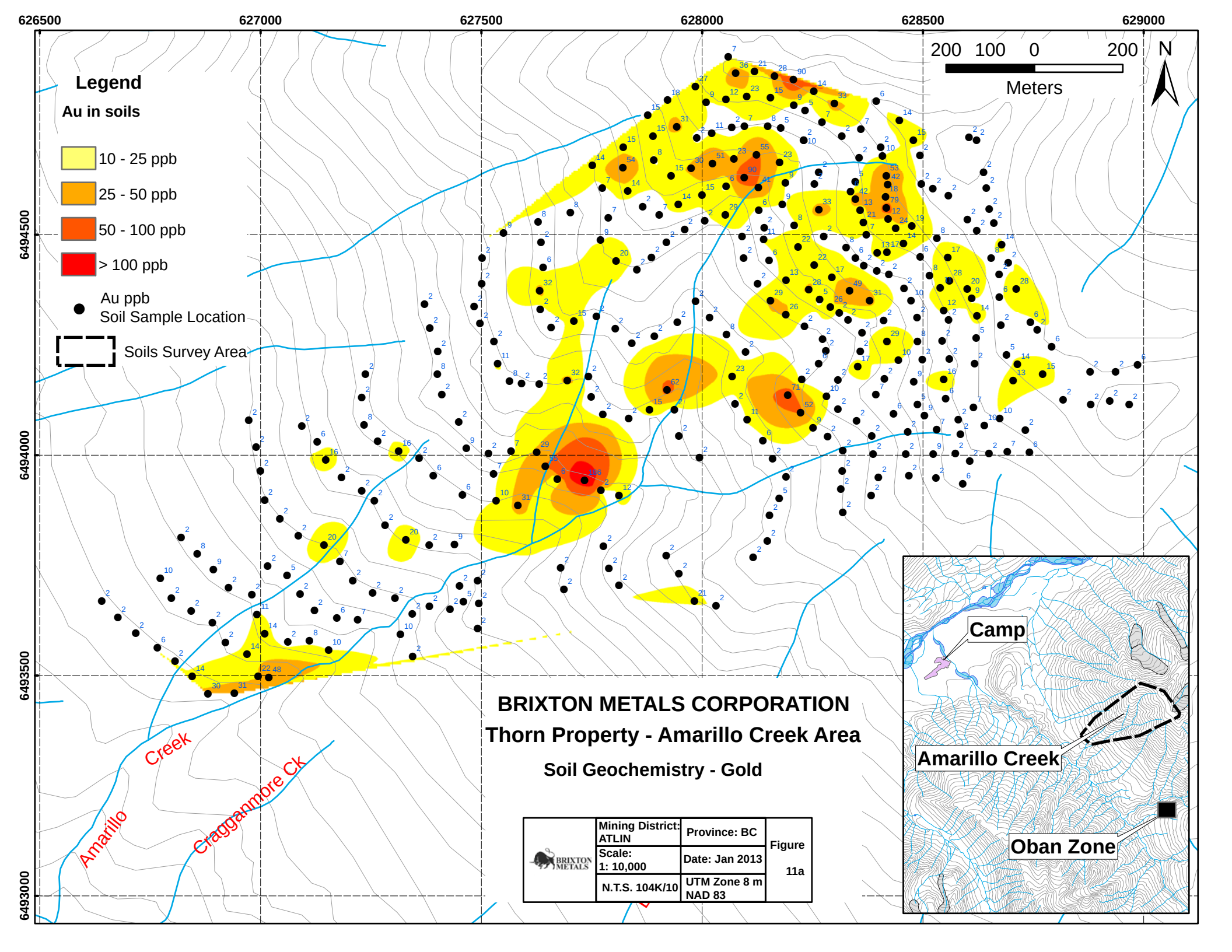
626500
627000
627500
628000
628500
629000
6494500
6494000
6493500
6493000
Legend
Au in soils
10 - 25 ppb
25 - 50 ppb
50 - 100 ppb
> 100 ppb
Au ppb
Soil Sample Location
Soils Survey Area
200 100 0 200
Meters
N
Camp
Amarillo Creek
Oban Zone
Amarillo Creek
Craggannore Ck
BRIXTON METALS CORPORATION
Thorn Property - Amarillo Creek Area
Soil Geochemistry - Gold
Mining District: ATLIN
Province: BC
Scale: 1: 10,000
Date: Jan 2013
N.T.S. 104K/10
UTM Zone 8 m NAD 83
Figure 11a

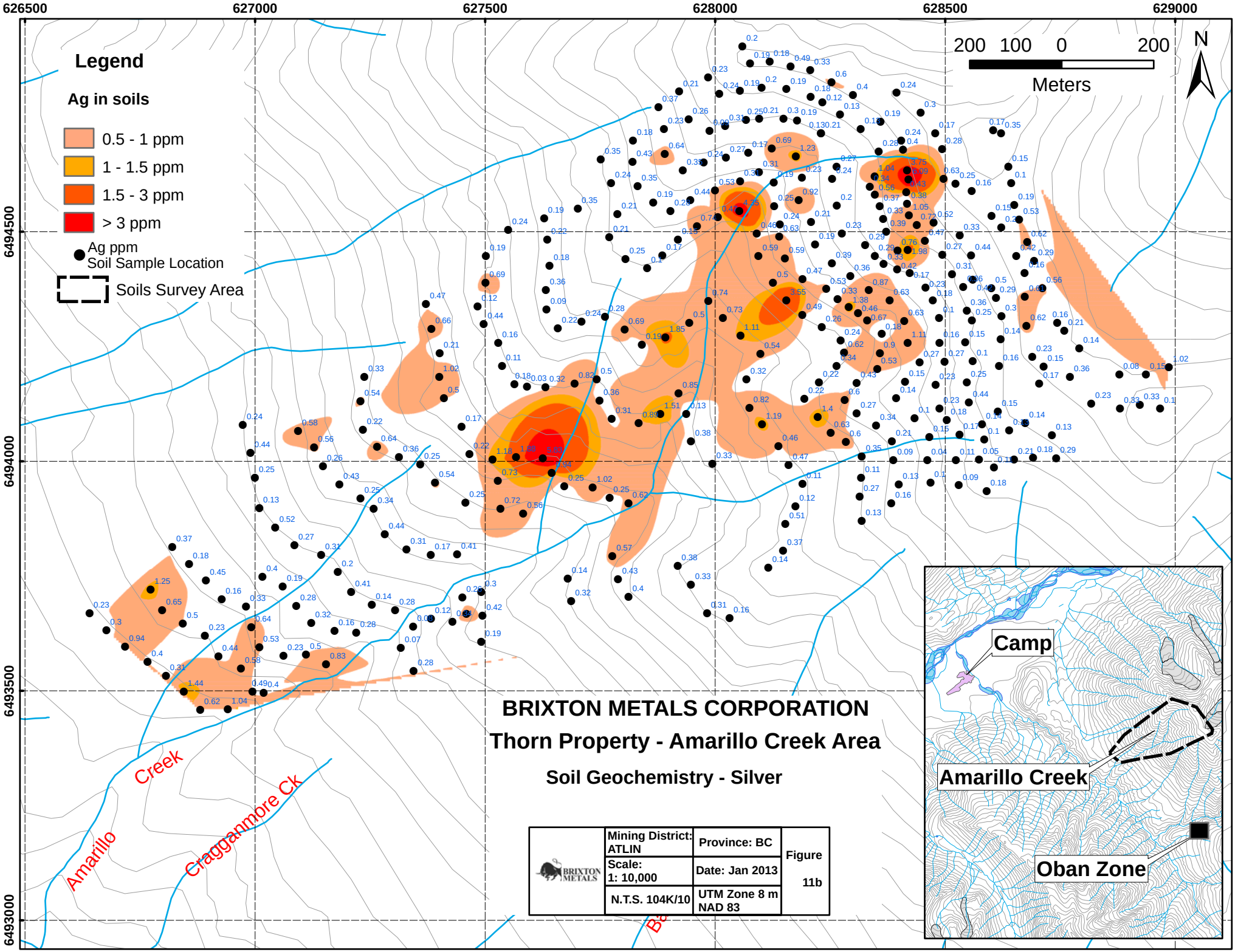
626500
627000
627500
628000
628500
629000
6494500
6494000
6493500
6493000
Legend
Ag in soils
0.5 - 1 ppm
1 - 1.5 ppm
1.5 - 3 ppm
> 3 ppm
Ag ppm
Soil Sample Location
Soils Survey Area
200 100 0 200
Meters
N
Camp
Amarillo Creek
Oban Zone
Amarillo Creek
Craggan more Ck
BRIXTON METALS CORPORATION
Thorn Property - Amarillo Creek Area
Soil Geochemistry - Silver
Mining District: ATLIN
Province: BC
Scale: 1: 10,000
Date: Jan 2013
N.T.S. 104K/10
UTM Zone 8 m NAD 83
Figure 11b

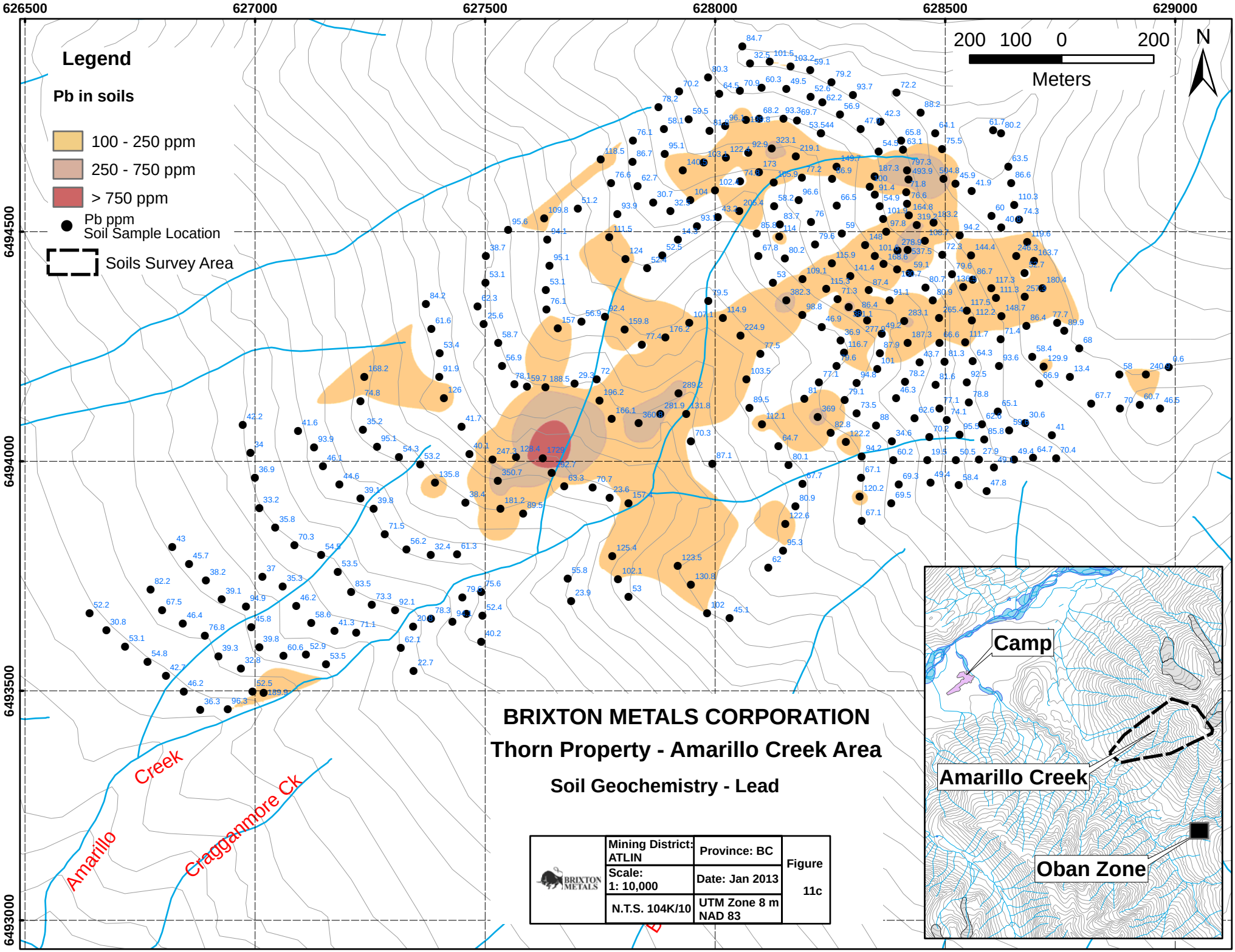
626500
627000
627500
628000
628500
629000
6494500
6494000
6493500
6493000
Legend
Pb in soils
100 - 250 ppm
250 - 750 ppm
> 750 ppm
Pb ppm
Soil Sample Location
Soils Survey Area
200 100 0 200
Meters
N
Creek
Amarillo
Craggan more Ck
Camp
Amarillo Creek
Oban Zone
BRIXTON METALS CORPORATION
Thorn Property - Amarillo Creek Area
Soil Geochemistry - Lead
Mining District: ATLIN
Province: BC
Scale: 1: 10,000
Date: Jan 2013
N.T.S. 104K/10
UTM Zone 8 m NAD 83
Figure 11c

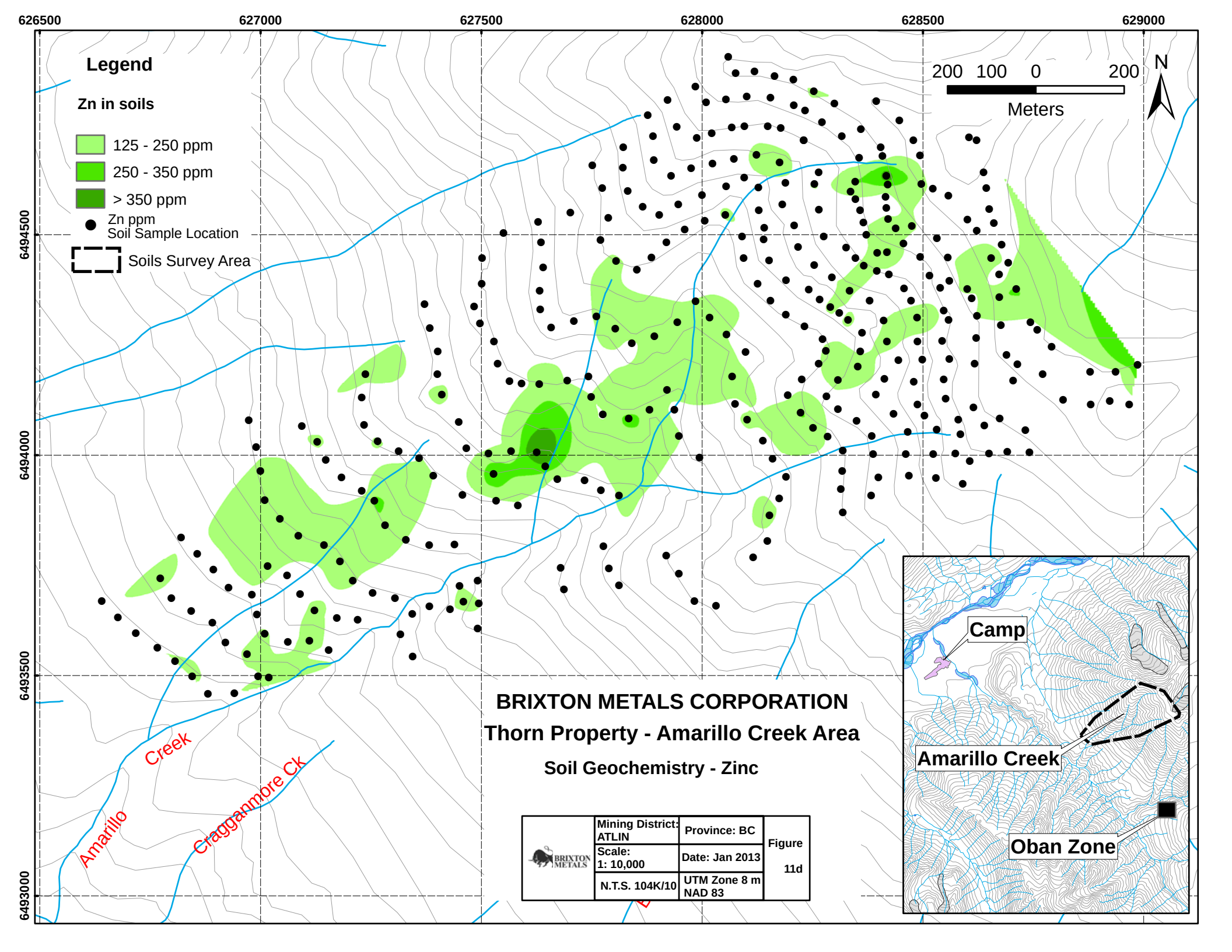
626500
627000
627500
628000
628500
629000
6494500
6494000
6493500
6493000
Legend
Zn in soils
125 - 250 ppm
250 - 350 ppm
> 350 ppm
Zn ppm
Soil Sample Location
Soils Survey Area
200 100 0 200
Meters
N
Camp
Amarillo Creek
Oban Zone
Amarillo Creek
Craggannore Ck
BRIXTON METALS CORPORATION
Thorn Property - Amarillo Creek Area
Soil Geochemistry - Zinc
Mining District: ATLIN
Province: BC
Scale: 1: 10,000
Date: Jan 2013
N.T.S. 104K/10
UTM Zone 8 m NAD 83
Figure 11d