

**Rock Sampling, Trenching
And Diamond Drilling Report
On the
CARIBOO PROPERTY**

NELSON MINING DIVISION

BRITISH COLUMBIA, CANADA

NAD 83 UTM 11 479000E, 5473850N

MAPSHEET: 082F/6

Tenure Numbers: 232846, 232990, 370251, 370252, 386469

Owner/Operator

**EXCALIBUR RESOURCES LTD.
20 ADELAIDE STREET EAST, SUITE 400
TORONTO, ONTARIO
M5C 2T6**

Author

**Perry Grunenber, P.GEO.
Consulting Geologist, Kamloops, BC**

February 10, 2013

**BC Geological Survey
Assessment Report
34425**

Contents

1.0) SUMMARY.....	4
2.0) INTRODUCTION.....	5
3.0) PROPERTY DESCRIPTION AND LOCATION.....	5
4.0) ACCESSIBILITY, CLIMATE, LOCAL RESOURCES, INFRASTRUCTURE AND PHYSIOGRAPHY	9
5.0) HISTORY	9
6.0) GEOLOGICAL SETTING.....	10
6.1 Regional Geology	10
6.2 Property Geology	11
7.0) DEPOSIT TYPE.....	11
7.1 General Discussion	11
7.2 Cariboo	15
8.0) 2012 EXPLORATION PROGRAM	16
9.0) SAMPLING METHOD AND APPROACH.....	16
9.1 Rock and Trench Samples	16
9.2 Drilling	20
10.0) SAMPLE PREPARATION, ANALYSIS, AND SECURITY	21
11.0) RESULTS	23
11.1 Rock and Trench Sampling Results	23
11.2 Drill Results	27
12.0) DATA VERIFICATION.....	40
13.0) DISCUSSION	43
14.0) RECOMMENDATIONS	44
15.0) 2012 WORK PROGRAM COST STATEMENT.....	45
16.0) STATEMENT OF QUALIFICATIONS.....	46
17.0) REFERENCES.....	47
APPENDICES	48

FIGURES

Figure 1 – Property Location	7
Figure 2 - Claim Map	8
Figure 3 - Regional Geology	13
Figure 4 – Property Geology, Cariboo Vein Area	14
Figure 5 - Locations of 2012 Work Program	17
Figure 6 - Drill Hole and Trench Locations, Cariboo.....	18
Figure 7 - Princess and Cleopatra Claims Rock Sample Locations	19
Figure 8 - Cleopatra Claim Rock Sample Results, Gold, Silver and Copper	24
Figure 9 - Princes Claim Rock Sample Results, Gold, Silver, Copper	25
Figure 10 - Trench Sample Results, Gold, Silver, Copper	26
Figure 11 - Drill Hole Locations	30
Figure 12 - DDH Section 12Car-22 And 12Car 23, Facing NW.....	31
Figure 13 - DDH Section 12Car-16 to 12Car-21.....	32
Figure 14 - DDH Section 12Car-02.....	33
Figure 15 - DDH Section 12Car-10 to 12Car-15.....	34
Figure 16 - DDH Section 12Car-01 and 12Car-03 to 12Car-09.....	35
Figure 17 - DDH Section 12Car-24, 25, 26.....	36
Figure 18 - Section 12Car-27	37
Figure 19 - Section 12Car-28.....	38
Figure 20 - Section 12Car-29.....	39
Figure 21 - Surpac Model of Vein, Drill Holes and Surface	40
Figure 22 - Blanks Analysis, Auppb	42
Figure 23 - Standard 11A Results - Auppb	42
Figure 24 - Standard 12 Results - Auppb.....	43

TABLES

Table 1 - List of Claims	6
Table 2 - Rock and Trench Sample Location Summary	20
Table 3 - Drill Hole Location Summary.....	20
Table 4 - Acme Laboratory Group 1DX2 Specifications	22
Table 5 - Rock Sample Results.....	23
Table 6 - Diamond Drilling Significant Results (based on > 1 gpt Au)	27

1.0) SUMMARY

The author of this report was retained by Excalibur Resources Ltd. ("Excalibur) to manage a trenching and diamond drilling program on the Cariboo Property. The property is located seven kilometres southeast of Nelson, BC. The centre of the property is located at approximate UTM NAD 83 coordinates 478200E, 5474300N, in Zone 11. The 125 hectares in five mineral tenures are wholly owned by Excalibur following completion of commitments outlined in the original option agreement.

From 2008 to 2011, Excalibur conducted mapping and sampling programs in the area, the results of which lead to a 2011 trenching program. The 2012 trenching and drilling program on the Cariboo property was a continuation of exploration work to follow up positive results from the previous work.

The Elise Formation is the main host rock for mineralization in the area of the property, and is mainly comprised of volcanic augite porphyry volcanoclastics and chlorite-sericite schist. The Silver King Porphyry outcrops within the western portion of the main claim area (East End claim), and at the Cleopatra claim. Mineralization at the Cariboo showings is hosted by quartz and quartz-carbonate veins, shears and breccia zones.

In 2012, Excalibur completed two trenches where four chip samples were taken, and 29 BQTW size diamond drill holes totaling 1,469 metres. Most of this work was designed to fully assess the potential of the gold-silver bearing quartz carbonate vein system described as the Cariboo Vein. A very brief prospecting program was conducted on both the Cleopatra and Princess claims. This included the acquisition of five rock samples from the Princess claim and a single sample from the Cleopatra claim.

Samples of rocks taken from some of the old workings on the Princess claim returned elevated copper and gold values, with over 1% copper, 40 grams per tonne silver and 0.4 grams per tonne gold from sample PR12-02. The sample taken from the Cleopatra claim (sample CLEO12-01) did not return any significant values.

The two trenches that were sampled (CBT12-01 and CBT12-02) did not return significant values. The Cariboo vein mineralization is found to be to the east of this contact.

Drill holes were placed to locate, and then define the quartz carbonate vein system that had been exposed in previous work programs, and included close spaced drilling with fans from single drill pads. The highest gold value returned from core sampling of 11.1 grams per tonne over 1.28 metres was returned from hole 12Car-16. This sample was from the Cariboo vein. Intercepts typically show strong silver to gold ratios, with elevated lead and zinc values common. The highest silver value of 101 grams per tonne over 0.66 metres was returned from hole 12Car-05.

Many of the multiple intercepts from drilling can be composited into wider intercept widths. Intercepts of 2 metres to 5.5 metres width contain composite gold values commonly ranging from 2 to 6 grams per tonne, and silver values ranging from 30 to 60 grams per tonne.

Based upon a geologic model using Surpac 6.3 software, there is an estimated volume of approximately 13,900 cubic metres of material, which at an assumed 2.7 specific gravity, would amount to approximately 37,500 tonnes. This material would have grades ranging from approximately 3 to 11 grams per tonne. The vein extends along strike for approximately 120 metres and down-dip for a

distance of 80 metres below surface. The vein is open to depth, and could be explored for its south extent. The suggested mineral potential of this vein system has not been calculated by a certified resource estimator and should not be considered standard instrument 43-101 compliant.

A resource estimate could be undertaken for a more accurate estimation of the vein potential, and would assist in any decision to advance the project to a bulk tonnage sample stage. The 2012 drill program results found the Cariboo Vein to be relatively restricted. The vein appears to pinch out at the northwest end, but might be open to the south and to depth. Further drilling in these directions may improve the overall tonnage of the vein.

2.0) INTRODUCTION

The author of this report was retained by Excalibur Resources Ltd. ("Excalibur"), of Toronto, Ontario, Canada, to manage exploration programs on the Cariboo Property. The author conducted or managed work completed on the property in 2012, including trenching and diamond drilling. Work was conducted on all of the claims listed, with the majority of the work conducted on the main part of the property, the three claims surrounding the historic Cariboo showing.

The 2012 work program continued from work completed in 2011. That work included rock sampling and the completion of 8 trenches within the property. The 2011 work is summarized in a report authored by Fiona Katay, P.Geol., titled Assessment Report, 2011 Trenching Program, Cariboo and Silver King Properties.

In 2012, Excalibur completed two trenches where four chip samples were taken, and 29 BQTW size diamond drill holes totaling 1,469 metres. A total of 341 core samples were obtained and sent for analysis from the diamond drilling program. Most of this work was designed to fully assess the potential of the gold-silver bearing quartz carbonate vein system described as the Cariboo Vein in previous work.

A very brief prospecting program was conducted on both the Cleopatra and Princess claims. This included the acquisition of five rock samples from the Princess claim and a single sample from the Cleopatra claim.

3.0) PROPERTY DESCRIPTION AND LOCATION

The Cariboo Property is located seven kilometres southeast of Nelson, BC, on the east facing slopes of Toad Mountain. The centre of the property is located at approximate UTM NAD 83 coordinates 478200E, 5474300N, in Zone 11. The property lies within NTS mapsheet 82F/6 (see Figure 1).

The Cariboo Property comprises approximately 125 hectares in five mineral tenures as shown in Table 1 and on Figure 2. The mineral tenures are wholly owned by Excalibur following completion of commitments outlined in the original option agreement, as summarized below:

On December 12, 2007 the Company entered into an option to acquire a 100% interest in the Cariboo Group claims and the Princess and Cleopatra claims (collectively the "Cariboo Claims"),

representing a total of five claim units near the City of Nelson, in the Kootenay District of British Columbia, by making the following option payments in cash and shares:

- \$10,000 (paid) and 3,125 common shares at a price of \$0.05 per share (issued) upon signing the Letter of Intent;

On August 17, 2009 the Company was able to renegotiate the terms of the option agreement for 10,000 common shares (issued). The amended terms require the Company to issue common shares and make the following cash payments:

- \$15,000 on or before June 1, 2010 (paid) and the issuance of 6,250 common shares at a price of \$0.145 per share (issued);
- \$20,000 (paid) and the issuance of 12,500 common shares (issued in August 2011); and
- \$25,000 on or before June 1, 2012 (paid)

In addition, the Company is required to issue 25,000 common shares to the Optionor on receipt by the Company of a positive feasibility study, either in the form of a preliminary feasibility study or a bankable study, or upon commencement of commercial production. The Optionor is entitled to receive a 2% Net Smelter Return royalty on each of the mineral tenures. Upon commencement of commercial production the Company will have the right to purchase 50% of the NSR for \$500,000.

There are no other pre-production royalties, back-in rights or other agreements or encumbrances to these claims with respect to Excalibur's option right to them known to the author.

The author foresees no permitting obstacles for a year-round exploration or development program.

Table 1 - List of Claims

Tenure #	Good To Date	CLAIM_NAME	Size (Ha)
232846	20220228	CARIBOO	25
232990	20140228	PRINCESS	25
386469	20140228	CLEOPATRA	25
370252	20220228	SUNNYSIDE	25
370251	20220228	EAST END	25

Figure 1 – Property Location

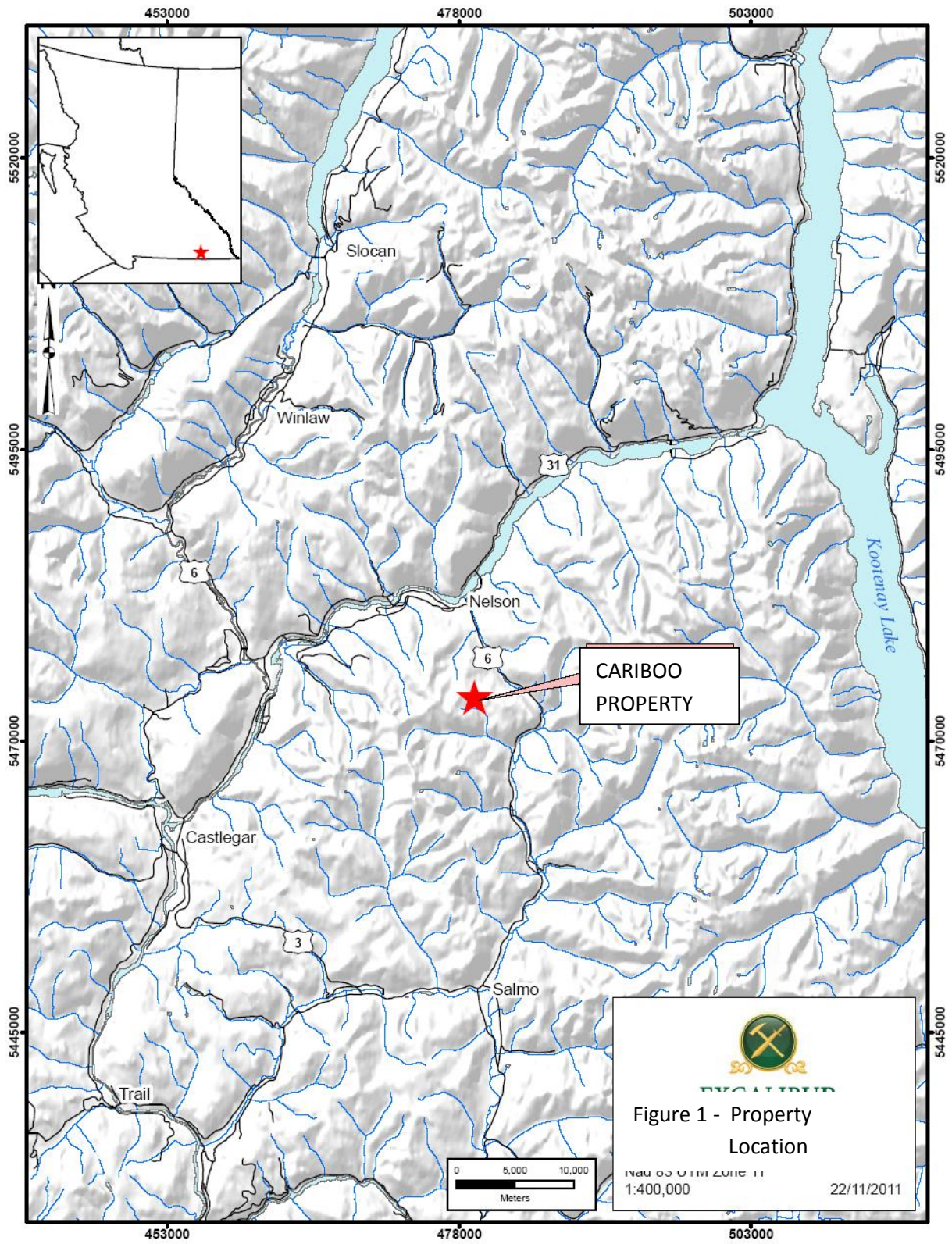

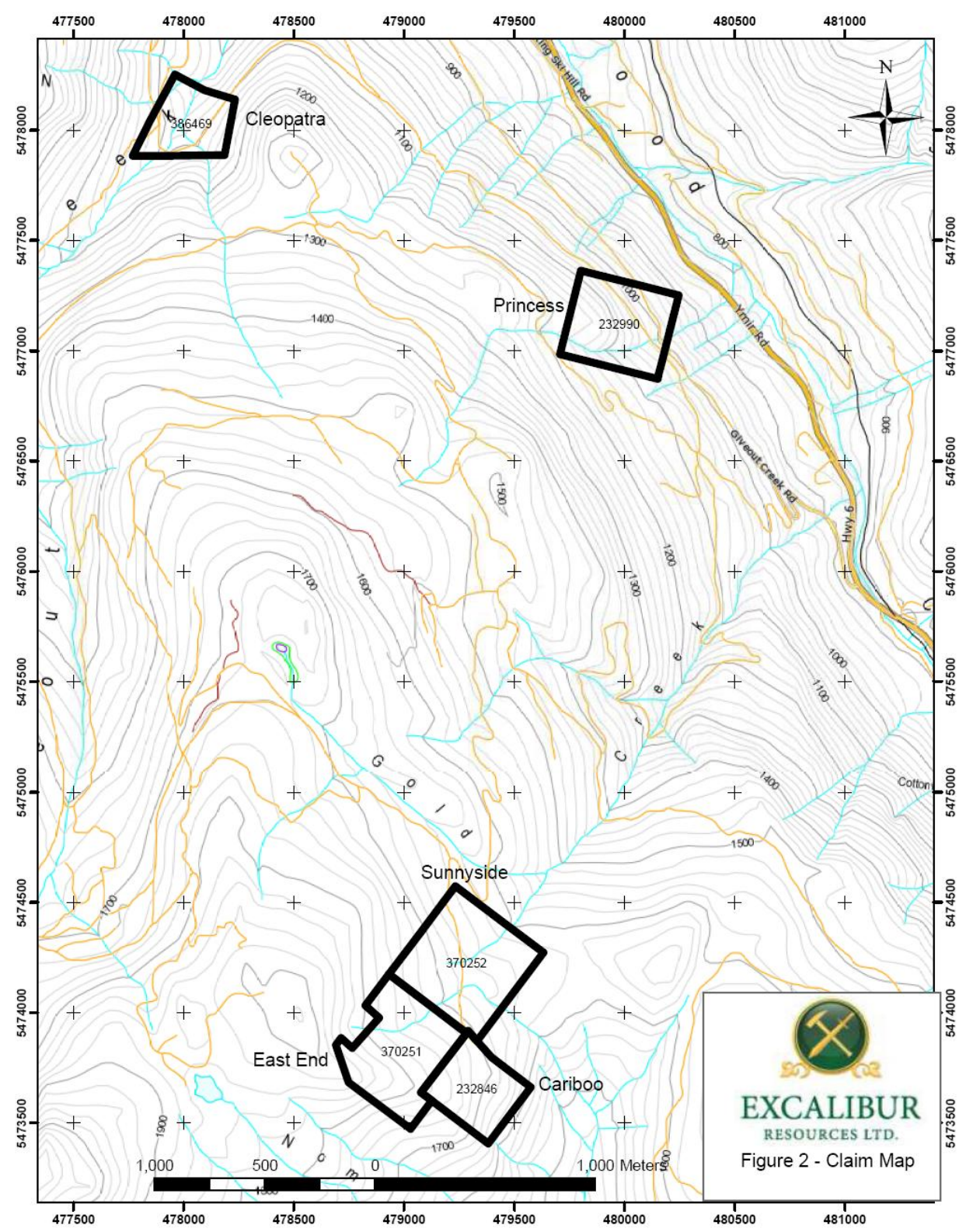


Figure 2 - Claim Map



4.0) ACCESSIBILITY, CLIMATE, LOCAL RESOURCES, INFRASTRUCTURE AND PHYSIOGRAPHY

The property is situated on the eastern slopes of Toad Mountain, at elevations ranging from 1600 to 1900 metres above sea level. The grade of the slopes are generally moderate, however sections of steep elevation occur along the valley walls. Tree cover consists of hemlock, fir, spruce and pine over some of the property, with the exception of recently logged areas. Where present, overburden is usually around one to three metres deep, but in localized swampy areas it can be up to 10 metres depth.

Road access to the property is via Giveout Creek Forest Service Road, leaving Highway 6 approximately seven kilometres south of Nelson, BC. Giveout Creek FSR is a well maintained, year-round logging road. The Silver King Mine access road leaves the Giveout Creek FSR at seven kilometres, and continues for six kilometres in a northeasterly direction to the property. Access to the Princess and Cleopatra claims is along the Giveout FSR continuing to kilometer 2 and kilometer 4.5 respectively.

The nearest Environment Canada weather station to the property is located at Castlegar, BC, some 40 kilometres west of the property and at a lower elevation of 433 metres. Statistics for Castlegar state average temperatures in January to be -3°C, with extremes below -20°C, average temperatures in July are 20°C, ranging up to 28°C. 755 mm of precipitation falls, with 560 mm of it as rain and 211 mm as snow. These reported temperatures can be assumed to be significantly lower than at the elevation of the property, and a larger proportion of the precipitation will occur as snowfall.

At the elevation of the property, snow begins to fall in early to mid-October and melts completely in June, providing a relatively short field season on the mountain. Drilling can start as early as April and continue well into November, weather permitting, though access to the site can be an issue if snow is too deep. Rain is common in the spring, further reducing accessibility in some areas of the property, but becomes less frequent by the end of July. The best period for access and working conditions is June through September.

Local water supplies are adequate for the purpose of exploration drilling, and are likely sufficient for small tonnage mining activities. Several small streams bisect the property and larger accessible water supplies such as Giveout Creek are located to the west of the property. Silver King Lake, a large pond, is located south of the property.

There are several nearby cities (Nelson, Castlegar, Trail, and Salmo) which provide good service and supply sources for mining exploration purposes. A work force, including drilling and heavy equipment contractors, labourers and some technical expertise can generally be hired locally. Excellent infrastructure exists in this region with numerous hydro-electric dams nearby and powerlines and paved roads within 5 kilometres of the property.

5.0) HISTORY

The history of the property extends from the historic Silver King mine, located immediately to the west of the Cariboo Property. The Silver King claims were first staked by the Hall brothers in 1886. Production was initiated in 1889 and was maintained until about 1910, after which there was intermittent

production until 1958. Production totalled 202,049 tonnes (MINFILE #082FSW176) of ore, and returned 138,214,612 grams silver, 8,896 grams gold, 6,789,739 kilograms copper, 15,234 kilograms lead and 4,071 kilograms zinc. This correlates to an average grade of 684 g/t silver and 3.36% copper. All of the production came from the Silver King Main Vein structure.

The Cariboo Property lies within a corridor of small historic gold mines. Little has been documented in regards to the history of these small workings, but current evidence of previous work includes short adits and surface workings. The trend has been referred to by other workers as the Starlight Trend that includes the Starlight, Victoria-Jessie, Daylight-Berlin and Cariboo workings.

Sultan Minerals Inc previous held option to the Cariboo Property and conducted geochemical and geophysical surveys along the Starlight trend from 2000 to 2003. Samples were collected from old trenches and other workings. A one metre chip sample across the main Starlight vein in an area of “bull” looking quartz returned a slightly higher gold assay (23 g/t) than a sample taken from the “best-looking” (sulphide rich) dump material (21 g/t), indicating that the gold is not necessarily tied up with the sulphides. Chip samples from the Cariboo workings returned values up to 24 g/t gold, within the mineralized replacement zone and altered chlorite-sericite schist wall rock containing finely disseminated pyrite, chalcopyrite, galena, sphalerite and molybdenite. In 2001, a single diamond drill hole (01CB01) was completed into the quartz-carbonate vein system at the main showing area. Chip samples from the Cariboo workings returned values up to 24 g/t gold, within the mineralized replacement zone and altered chlorite-sericite schist wall rock containing finely disseminated pyrite, chalcopyrite, galena, sphalerite and molybdenite. The single drill hole intercepted 2.46 grams per tonne gold over 2.14 metres.

From 2008 to 2011, Excalibur Resources Ltd. conducted mapping and sampling programs in the area of the property, the results of which lead to a 2011 trenching program and 2012 trenching and drilling program on the Cariboo property.

6.0) GEOLOGICAL SETTING

6.1 Regional Geology

Hoy and Andrew (1989) describe the regional geology (Figure 3) of the Nelson area, as follows:

“Most of the Nelson region is underlain by Jurassic-aged mafic to intermediate volcanic rocks of the Rosslund Group, comprised of three formations: Archibald, Elise, and Hall. Volcanic rocks of the Elise Formation are predominant in the Cariboo property area. Coarse clastic sediments make up the overlying Hall Formation, and finer clastic metasediments comprise the underlying Archibald Formation. These formations are intruded by the mid to late Jurassic Nelson Batholith, mid Eocene Coryell syenite, and Tertiary rhyolite and lamprophyre dykes. The Elise Formation consists of interfingering lenses of massive to brecciated, mostly andesitic to mafic flows, tuffs, subvolcanic porphyries, and minor epiclastics. The Cariboo is hosted by the upper Elise Formation within predominantly mafic to intermediate volcanic and volcanoclastic rocks.

Northwest trending tight folds and associated shear zones dominate the structure of the Toad Mountain area. The Hall Creek syncline, a south-plunging, west-dipping, overturned fold, is the most prominent feature in the region. The core of this fold comprises a zone of intense shearing

called the Silver King Shear. The Silver King Property lies directly over this shear zone, which exceeds 1000 metres in width. The shear is the focus of abundant sericite, chlorite, quartz, carbonate, hematite, and epidote alteration in discrete to pervasive zones throughout the property. The Toughnut, Cariboo, Cumberland, Starlight, Star, Alma, and other mineral showings are also found along the Silver King Shear.”

6.2 Property Geology

The Elise Formation is the main host rock for mineralization in the area of the property, and is mainly comprised of volcanic augite porphyry volcanoclastics and chlorite-sericite schist. Volcanoclastic rocks are mostly coarse mafic to intermediate pyroclastic or flow breccias. Lenses of more felsic material are common, and have been variously interpreted as either metasedimentary/metavolcanic layers or intrusives. The Silver King Porphyry, a plagioclase porphyry of quartz-dioritic composition, outcrops within the western portion of the main claim area (East End claim), and at the Cleopatra claim. A strong foliation and shear structure, termed the Silver King Shear Zone, trends northwesterly along the Hall Creek Syncline and is bounded by the Silver King Intrusion in the southeast and the Eagle Creek Plutonic Complex in the northwest. Figure 4 shows the Property Geology in the area of the Cariboo showing (after Katay, 2011).

The contact between the Silver King porphyry and Elise formation rocks has been shown to be important for potential gold mineralization, as found on the adjacent Kena Property of Altair Gold Inc. At the Cariboo, quartz-carbonate veins are generally hosted within highly foliated to schistose altered volcanic rocks interpreted to be the Kena Shear Zone, near to or at the Silver King diorite contact. The veins are anastomosing in geometry and up to 1 metre in width, and have alteration halos that extend along the margins for a distance of approximately 1 or more metres either side. The vein, or vein system, strikes northwest to southeast for a length of 200 or more metres, with steep dips, with an orientation subparallel to the Silver King porphyry contact.

Intense iron carbonate alteration, sericitization, and silicification are common along the mineralized vein trend. Chalcopyrite, pyrite, galena and sphalerite occur within the veins as well as disseminated within the alteration halos.

7.0) DEPOSIT TYPE

7.1 General Discussion

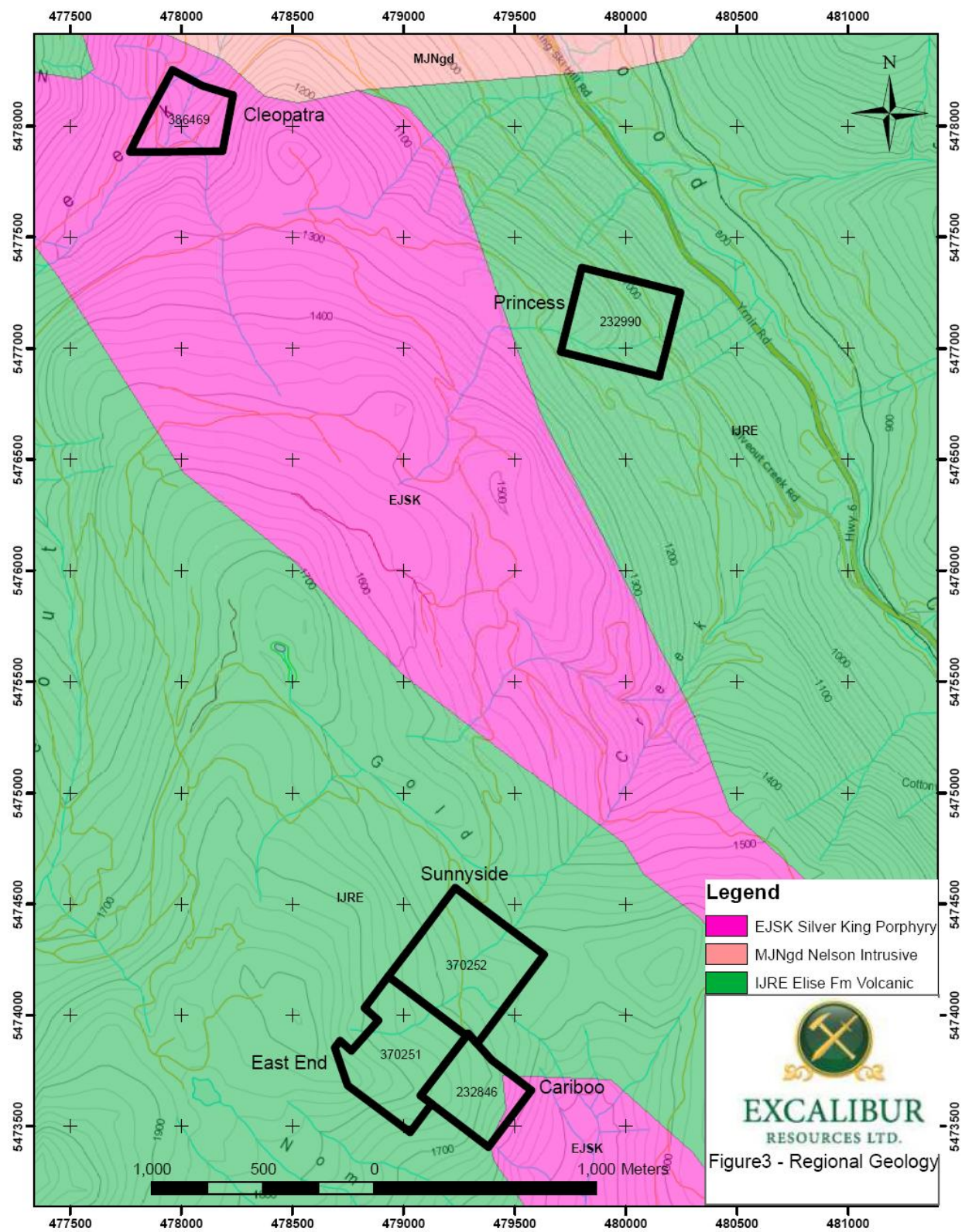
Many of the historic workings in the area of the Cariboo had relatively small ore production numbers. In general, the veins are consistent with the deposit type model as outlined by Lefebure and Church (2005) for polymetallic vein systems. Polymetallic veins can be categorized as sulphide-rich veins containing sphalerite, galena, copper, and silver in a carbonate and quartz gangue. These veins can be subdivided into those hosted by metasedimentary rocks and those hosted by volcanic or intrusive rocks. The latter type of mineralization is typically contemporaneous with emplacement of a nearby intrusion (such as the Nelson Batholith). These veins occur in virtually all tectonic settings, except oceanic, including continental margins, island arcs, continental volcanics and cratonic sequences.

Typically veins crosscut volcanic sequences and follow volcano-tectonic structures, such as caldera ring-faults or radial faults. In some cases the veins cut older intrusions. In British Columbia, the age of mineralization in these veins is usually Cretaceous to Tertiary.

These veins can occur in virtually any host rock. Most commonly the veins are hosted by thick sequences of clastic metasedimentary rocks or by intermediate to felsic volcanic rocks.

Typical occurrences are of steeply dipping, narrow, tabular or splayed veins. Commonly they occur as sets of parallel and offset veins. Individual veins vary from centimetres up to more than 3 metres wide and can be followed from a few hundred to more than 1000 metres in length and depth. Veins may widen to tens of metres in stockwork zones. Compound veins with a complex paragenetic sequence are common. These veins contain a wide variety of textures, including cockade texture, coliform banding and crustifications and are locally drusy. Veins may grade into broad zones of stockwork or breccia. Coarse-grained sulphide minerals occur as patches and pods, along with fine-grained disseminations within the veins.

Figure 3 - Regional Geology



Legend
 EJSK Silver King Porphyry
 MJNgd Nelson Intrusive
 IJRE Elise Fm Volcanic


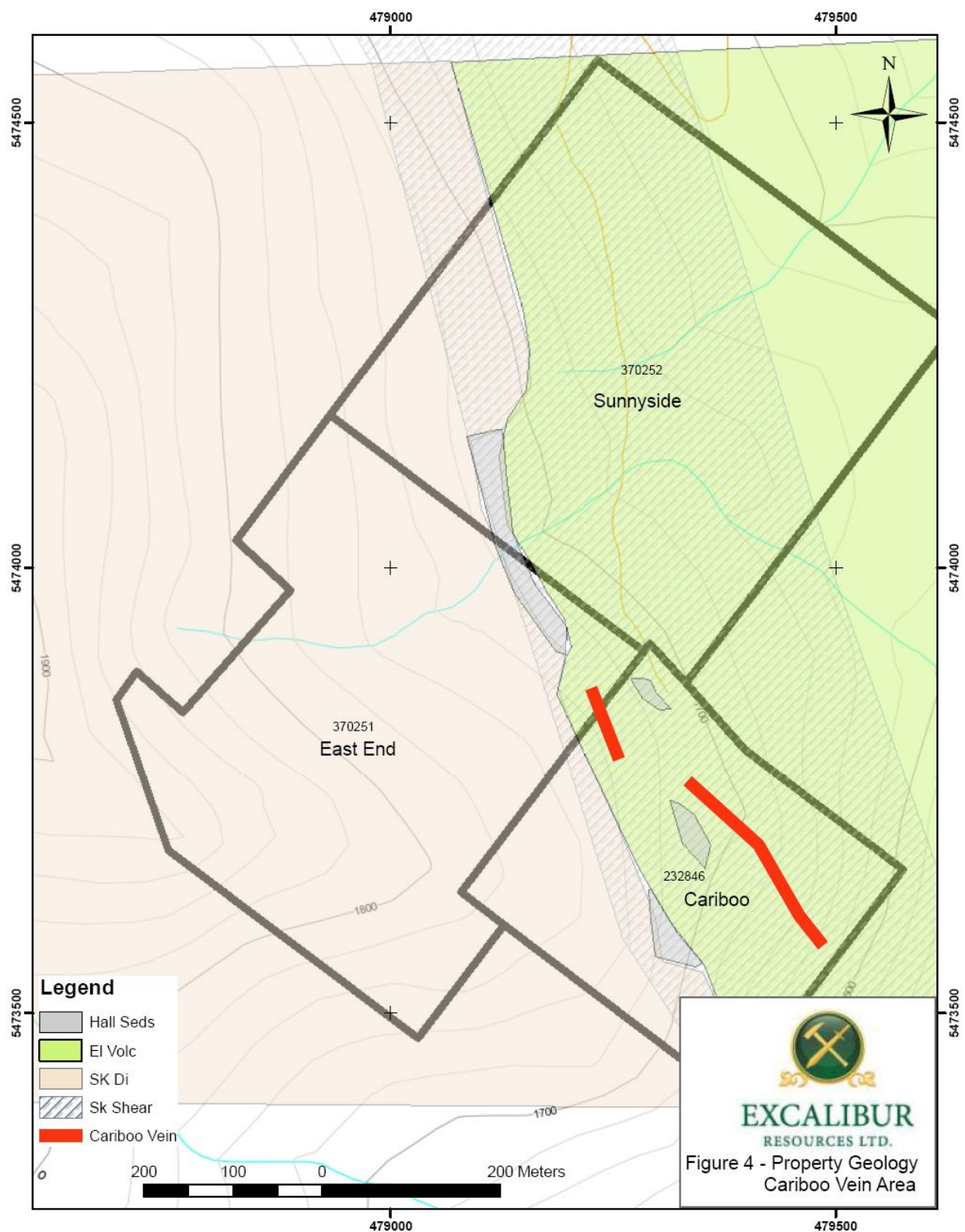


Figure3 - Regional Geology

Figure 4 – Property Geology, Cariboo Vein Area



Ore mineralogy for polymetallic veins often consists of: galena, sphalerite, tetrahedrite-tennantite, other sulphosalts including pyrargyrite, stephanite, bournonite and acanthite, native silver, chalcopyrite, pyrite, arsenopyrite, stibnite. Silver minerals often occur as inclusions in galena. Native gold and electrum are found in some deposits. Rhythmic compositional banding is sometimes present in sphalerite. Some veins contain more chalcopyrite and gold at depth, however gold grades are normally low for the amount of sulphide minerals present.

Gangue mineralogy includes: quartz, carbonate (rhodochrosite, siderite, calcite, and dolomite), hematite (sometimes specular), barite and fluorite. Carbonate species may correlate with distance from source of hydrothermal fluids with proximal calcium and magnesium-rich carbonates and distal iron and manganese-rich species.

Alteration mineralogy of the wall rock is typically limited in extent (measured in metres or less). The metasedimentary rocks typically display sericitization, silicification and pyritization. Thin veining of siderite or ankerite may be locally developed adjacent to veins. In volcanic host rocks the alteration is argillic, sericitic or chloritic and may be quite extensive.

Black manganese oxide stains, sometimes with whitish melanterite, are common weathering products of some veins. The supergene weathering zone associated with these veins has produced major quantities of manganese. Galena and sphalerite weather to secondary lead and zinc carbonates and lead sulphate. In some deposits supergene enrichment has produced native and horn silver.

Regional faults, fault sets and fractures are an important ore control; however, veins are typically associated with second order structures. In igneous rocks the faults may relate to volcanic centers. Significant deposits are generally restricted to competent lithologies. Dykes are often emplaced along the same faults and in some camps are believed to be roughly contemporaneous with mineralization. Some polymetallic veins are found surrounding intrusions containing porphyry deposits or prospects.

Historically, these veins have been considered to result from differentiation of magma with the development of a volatile fluid phase that escaped along faults to form the veins. More recently researchers have preferred to invoke mixing of cooler, upper crustal hydrothermal or meteoric waters with rising fluids that could be metamorphic, groundwater heated by an intrusion or expelled directly from a differentiating magma. Any development of genetic models is complicated by the presence of other types of veins in many districts.

Suggested guides for exploration of this deposit type include elongate zones of low magnetic response and/or electromagnetic, self-potential or induced polarization anomalies related to ore zones. Strong structural control on veins and common occurrence of deposits in clusters can be used to locate new veins.

7.2 Cariboo

Mineralization at the Cariboo showings is hosted by quartz and quartz-carbonate veins, shears and breccia zones. Gold values are considerably higher than at the nearby Silver King Mine. Diamond drill core sampling assay results indicate a strong correlation between elevated silver and elevated gold values. Mineralization also includes lead, zinc and sometimes copper.

8.0) 2012 EXPLORATION PROGRAM

The 2012 exploration program consisted of two trenches and 29 diamond drill holes on the Cariboo group claims, a single rock sample on the Cleopatra claim, and five rock samples on the Princess claim. The majority of the 2012 exploration work was designed to test the extent and mineralization potential of the Cariboo quartz-carbonate vein system. The location of rock sample, trenches and drill hole collars are shown on Figure 5. More detailed locations of trench and drill hole locations are shown on Figure 6. Further description of the work program and results are found in the following sections of this report.

Rock samples taken from the Cleopatra and Princess claims were grab type samples obtained during prospecting on those claims. Rock sample locations are shown on Figure 7.

The two trenches were placed to locate the contact between the Elise formation andesite and the Silver King diorite porphyry to assist in guiding drill hole locations. A total of eight rock chip type samples were obtained and analyzed from these two trenches.

Drill holes were placed to locate, and then define the quartz carbonate vein system that had been exposed in previous work programs. The initial three drill holes (12Car-01 to 12Car-03) were placed to transect the contact from Silver King porphyry rocks to the volcanic rocks out to the east. The next 23 drill holes were completed from five close spaced drill pads with each pad having up to six drill holes using variable dips and azimuths, designed to accurately define and sample the vein system. Drill holes 12Car-27, 28 and 29 were placed to test a broad area of anomalous geophysical and geochemical results obtained from previous work programs. These last 3 drill holes transected the northeastern part of the claim block, crossing the Silver King Shear. A total of 341 core sample were taken and submitted for analysis.

9.0) SAMPLING METHOD AND APPROACH

9.1 Rock and Trench Samples

Rock samples taken from the Princess and Cleopatra claims were grab samples taken with a rock hammer. Rock samples were selected based up identified mineral content as an initial prospecting reconnaissance of each of those claims. Samples were labelled and bagged, and a flag was posted at the site where the sample was obtained. Sample locations were GPS positioned.

Trenching was conducted utilizing a Caterpillar 225 size excavator contracted from Wade Critchlow Enterprises. For the two trenches completed in 2012 the objective was to try to locate the contact between the Silver King intrusive and the Elise Volcanic rocks. Each trench was approximately 75-100 metres in length. The excavator scraped down through overburden to the top of bedrock, revealing enough bedrock for geologic interpretation. Chips of bedrock material were taken along the bottom or side wall of each trench as a grab sample to check for mineralization. These were obtained by rock hammer. Samples were labelled and bagged on site, and locations were GPS positioned. The trenches were immediately reclaimed, with flagging posted at the western end of each trench for field location. Table 2 summarizes the location and description of the rock and trench samples taken during the 2012 work program.

Figure 5 - Locations of 2012 Work Program

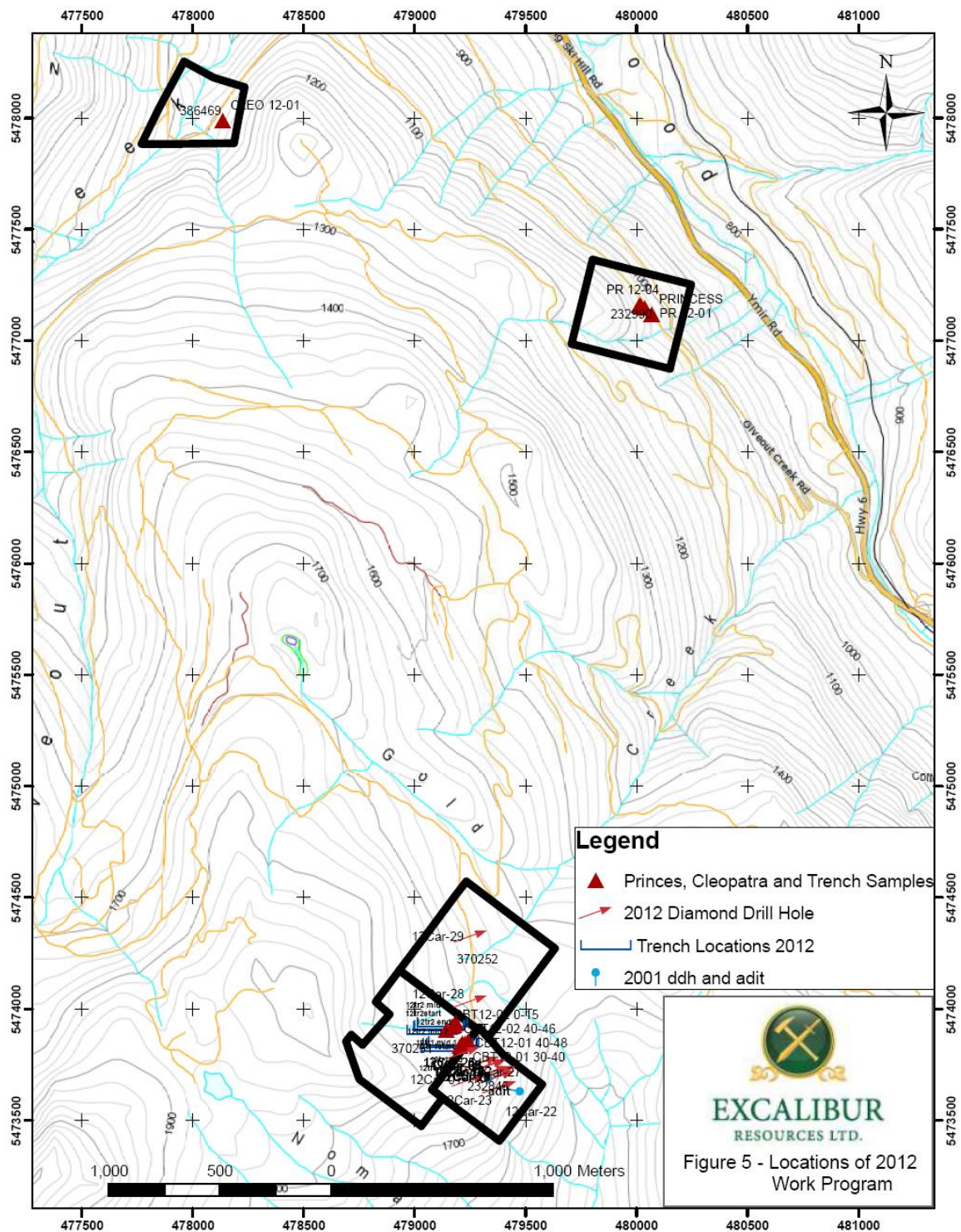


Figure 6 - Drill Hole and Trench Locations, Cariboo

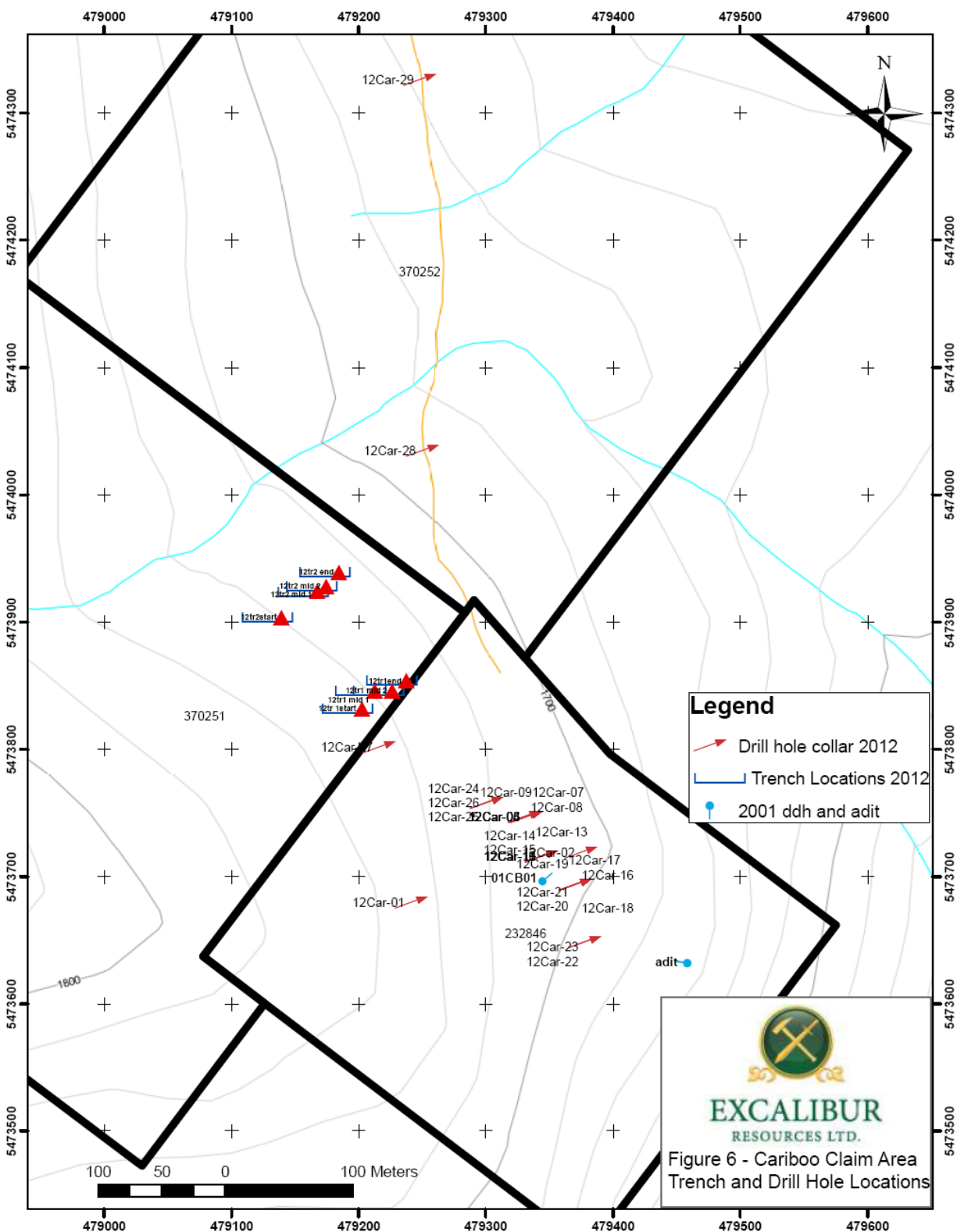


Figure 7 - Princess and Cleopatra Claims Rock Sample Locations

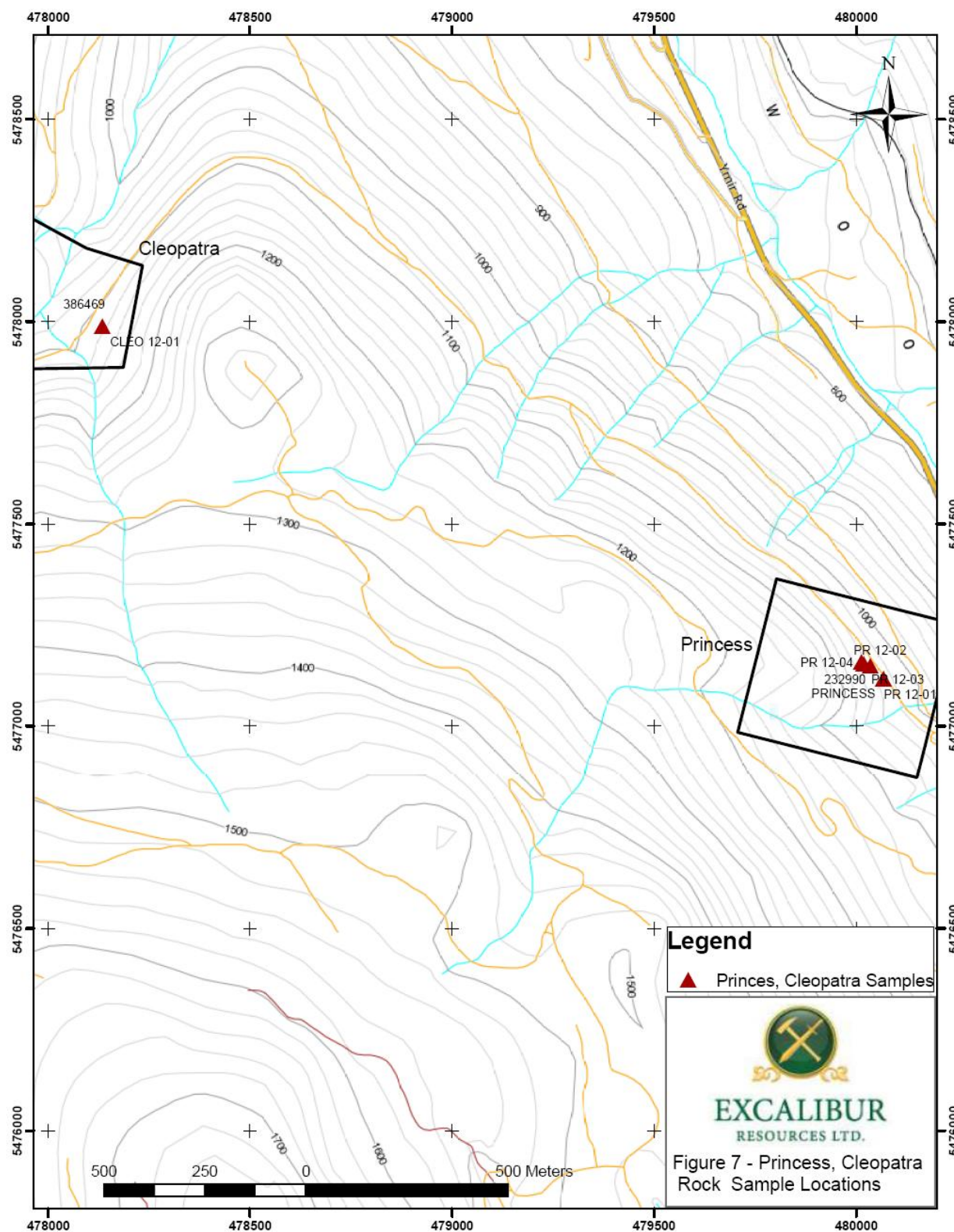


Table 2 - Rock and Trench Sample Location Summary

Sample	x	y	Description Summary	Type
PR 12-01	480067	5477118	SK porph, seric, py, qtz	grab
PR 12-02	480035	5477150	mafic volc, po, cp - dump	grab
PR 12-03	480018	5477155	old Tr, Skarny, malach, cp, po	grab
PR 12-04	480012	5477159	skarny material from working	grab
CLEO 12-01	478133	5477989	Qtz, w, ga, and py - old tr	grab
PRINCESS	480067	5477118	from near waste pile	grab
CBT12-01 10-20	479202	5473832	foliated SK porph	Trench 1 grab/chip
CBT12-01 20-30	479212	5473846	chl schist contact	Trench 1 grab/chip
CBT12-01 30-40	479226	5473846	other side schisty rocks	Trench 1 grab/chip
CBT12-01 40-48	479237	5473854	chl schist with silic seric bands	Trench 1 grab/chip
CBT12-02 0-15	479139	5473904	SK porph	Trench 2 grab/chip
CBT12-02 15-30	479167	5473924	foliated schist contact	Trench 2 grab/chip
CBT12-02 30-40	479174	5473928	other side of schist	Trench 2 grab/chip
CBT12-02 40-46	479184	5473939	weak foliated andesite	Trench 2 grab/chip

9.2 Drilling

A total of 29 diamond drill holes were completed on the property in 2012. Wade Critchlow Enterprises based in Salmo, BC, was contracted to complete diamond drilling using a skid mounted Discovery-1 diamond drill capable of drilling BTW size core to a depth of 400 metres.

Core obtained during the drilling program was logged and sampled at a facility located in Salmo BC. Core sampling was done by a combination of diamond saw and standard manual core splitter. All sample locations were clearly marked on the core boxes, and sample numbers with corresponding intervals were noted. The remaining sampled and logged drill core was retained in the original boxes that were then stacked in racks located at a safe facility in Salmo. A total of 341 core samples were sent to the lab for analysis.

Sampling of core was primarily centered on the visible quartz-carbonate vein system where intercepted. Assorted samples were also obtained from the host rocks to test for possible mineralization away from the obvious veins. Sample maximum width was set at approximately three metres.

Table 3 summarizes drill hole locations and other details.

Table 3 - Drill Hole Location Summary

Hole Id	Pad#	x	y	z	Az	Dip	Length (m)
12Car-01	1	479241	5473680	1766	50	-45	121.31
12Car-02	2	479375	5473719	1719	50	-45	102.72
12Car-03	3	479332	5473747	1712	50	-45	99.97
12Car-04	3	479332	5473747	1712	50	-60	29.87

Hole Id	Pad#	x	y	z	Az	Dip	Length (m)
12Car-05	3	479332	5473747	1712	50	-90	14.94
12Car-06	3	479332	5473747	1712	66	-45	17.68
12Car-07	3	479332	5473747	1712	66	-60	17.98
12Car-08	3a	479330	5473747	1712	35	-45	14.63
12Car-09	3a	479330	5473747	1712	35	-60	14.63
12Car-10	4	479344	5473716	1710	30	-45	47.85
12Car-11	4	479344	5473716	1710	30	-60	32.92
12Car-12	4	479344	5473716	1710	50	-45	29.87
12Car-13	4	479344	5473716	1710	50	-60	32.92
12Car-14	4	479344	5473716	1710	70	-45	35.97
12Car-15	4	479344	5473716	1710	70	-60	31.39
12Car-16	5	479370	5473694	1710	30	-45	35.97
12Car-17	5	479370	5473694	1710	30	-60	29.87
12Car-18	5	479370	5473694	1710	50	-45	32.61
12Car-19	5	479370	5473694	1710	50	-60	32.92
12Car-20	5	479370	5473694	1710	70	-45	29.87
12Car-21	5	479370	5473694	1710	70	-60	32.92
12Car-22	6	479378	5473649	1703	50	-45	52.21
12Car-23	6	479378	5473649	1703	50	-60	59.9
12Car-24	7	479300	5473758	1731	56	-45	32.92
12Car-25	7	479300	5473758	1731	72	-45	32.61
12Car-26	7	479300	5473758	1731	72	-60	48.16
12Car-27	8	479216	5473802	1748	60	-45	121.01
12Car-28	9	479250	5474035	1695	50	-45	156.06
12Car-29	10	479248	5474326	1667	50	-45	127.1
						TOTAL	1468.78

10.0) SAMPLE PREPARATION, ANALYSIS, AND SECURITY

Rock and core samples were shipped to Acme Laboratories in Vancouver, BC via Overland West Trucking. Samples were analyzed for 36 elements using Acme's Group 1DX2 methodology. Details of the 1DX2 aqua regia geochemical analysis are provided in the following page.

Core and rock samples were handled by consultants and contractors working for Excalibur Resources only. Samples were placed into shipping bags enclosed with zap straps. All samples were placed onto pallets at the sampling facility where they were picked up by the trucking company, and taken directly to the Vancouver laboratory. All remaining drill core is currently stored in racks in a secure facility located in Salmo, BC. Coordinates of the storage are UTM Nad83 480880E/5451515N.

Table 4 - Acme Laboratory Group 1DX2 Specifications

Geochemical Aqua Regia Digestion

Groups 1D, 1DX ICP-ES & ICP-MS

You can choose economically priced ICP-ES (Group 1D) or ICP-MS (Group 1DX) analysis to complement your exploration program.

Sample splits of 0.5g are leached in hot (95°C) Aqua Regia. Select a larger split size for more representative Au analysis. Refractory and graphitic samples can limit Au solubility.

Sample minimum 1g pulp.

Group 1D01	Cdn
34 elements	\$9.40

Group 1D03	Cdn
Include Uranium	+\$0.50

Code	Group 1DX	Cdn
1DX1	36 elements 0.5g	\$15.75
1DX2	36 elements 15g	\$19.95
1DX3	36 elements 30g	\$23.60
Include U by request		

	Group 1D Detection	Group 1DX Detection	Upper Limit
Ag*	0.3 ppm	0.1 ppm	100 ppm
Al*	0.01 %	0.01 %	10 %
As	2 ppm	0.5 ppm	10000 ppm
Au*	2 ppm	0.5 ppb	100 ppm
B**	20 ppm	20 ppm	2000 ppm
Ba*	1 ppm	1 ppm	10000 ppm
Bi	3 ppm	0.1 ppm	2000 ppm
Ca*	0.01 %	0.01 %	40 %
Cd	0.5 ppm	0.1 ppm	2000 ppm
Co	1 ppm	0.1 ppm	2000 ppm
Cr*	1 ppm	1 ppm	10000 ppm
Cu	1 ppm	0.1 ppm	10000 ppm
Fe*	0.01 %	0.01 %	40 %
Ga*	5 ppm	1 ppm	1000 ppm
Hg	1 ppm	0.01 ppm	50 ppm
K*	0.01 %	0.01 %	10 %
La*	1 ppm	1 ppm	10000 ppm
Mg*	0.01 %	0.01 %	30 %
Mn*	2 ppm	1 ppm	10000 ppm
Mo	1 ppm	0.1 ppm	2000 ppm
Na*	0.01 %	0.001 %	5 %
Ni	1 ppm	0.1 ppm	10000 ppm
P*	0.001 %	0.001 %	5 %
Pb	3 ppm	0.1 ppm	10000 ppm
S*	0.05 %	0.05 %	10 %
Sb*	3 ppm	0.1 ppm	2000 ppm
Sc	5 ppm	0.1 ppm	100 ppm
Se	-	0.5 ppm	100 ppm
Sr*	1 ppm	1 ppm	10000 ppm
Te	-	0.2 ppm	1000 ppm
Th*	2 ppm	0.1 ppm	2000 ppm
Ti*	0.001 %	0.001 %	5 %
Tl	5 ppm	0.1 ppm	1000 ppm
V*	1 ppm	2 ppm	10000 ppm
W*	2 ppm	0.1 ppm	100 ppm
Zn	1 ppm	1 ppm	10000 ppm

*Solubility of some elements will be limited by mineral species present.

†Detection limit = 1 ppm for 15g / 30g analysis.

11.0) RESULTS

11.1 Rock and Trench Sampling Results

Table 5 provides a summary of results from the rock sampling program at the Princess and Cleopatra claims, and samples taken from the two trenches completed on the Cariboo trend. Figures 8 to 10 provide the posted results for gold, silver and copper for each of the samples.

The most significant results were obtained from the Princess claim prospecting. Samples of rocks taken from some of the old workings on the claim returned elevated copper and gold values, with over 1% copper, 40 grams per tonne silver and 0.4 grams per tonne gold from sample PR12-02. The sample taken from the Cleopatra claim (sample CLEO12-01) did not return any significant values.

The two trenches that were sampled (CBT12-01 and CBT12-02) did not return significant values. This is not unexpected as the intent of the trenching program was to further define the location of the contact between Silver King porphyry rocks (sk porph), and the volcanic rocks (chl sch or schisty rocks). The Cariboo vein mineralization, where intersected, is found to be to the east of this contact.

Table 5 - Rock Sample Results

Sample	x	y	Rock description summary	Cu (ppm)	Ag (ppm)	Au (ppb)
PR 12-01	480067	5477118	Sk porph, seric, py q	29.9	0.5	106.4
PR 12-02	480035	5477150	mafic volc, po, cp dump	>10000.0	39.8	399.4
PR 12-03	480018	5477155	old Tr, Skarny, malach, cp po	7314.8	9.2	699
PR 12-04	480012	5477159	skarny material from working	8937.2	9.5	895.1
CLEO 12-01	478133	5477989	qtz w ga and py, old tr	57.6	2.2	33.4
PRINCESS	480067	5477118	grab from near waste pile	12.8	0.3	16.9
CBT12-01 10-20	479202	5473832	foliated sk porph	109.1	0.1	3.2
CBT12-01 20-30	479212	5473846	chl sch contact	102.9	<0.1	11.4
CBT12-01 30-40	479226	5473846	other side schisty rx	92.8	0.1	4.5
CBT12-01 40-48	479237	5473854	chl sch with silic seric bands	45.1	<0.1	3.1
CBT12-02 0-15	479139	5473904	sk porph	15.8	<0.1	3.5
CBT12-02 15-30	479167	5473924	foliated sch contact	8.1	<0.1	1.5
CBT12-02 30-40	479174	5473928	other side of sch	79.8	<0.1	4.2
CBT12-02 40-46	479184	5473939	weak foliated andesite	148.1	0.1	47.7

Figure 8 - Cleopatra Claim Rock Sample Results, Gold, Silver and Copper

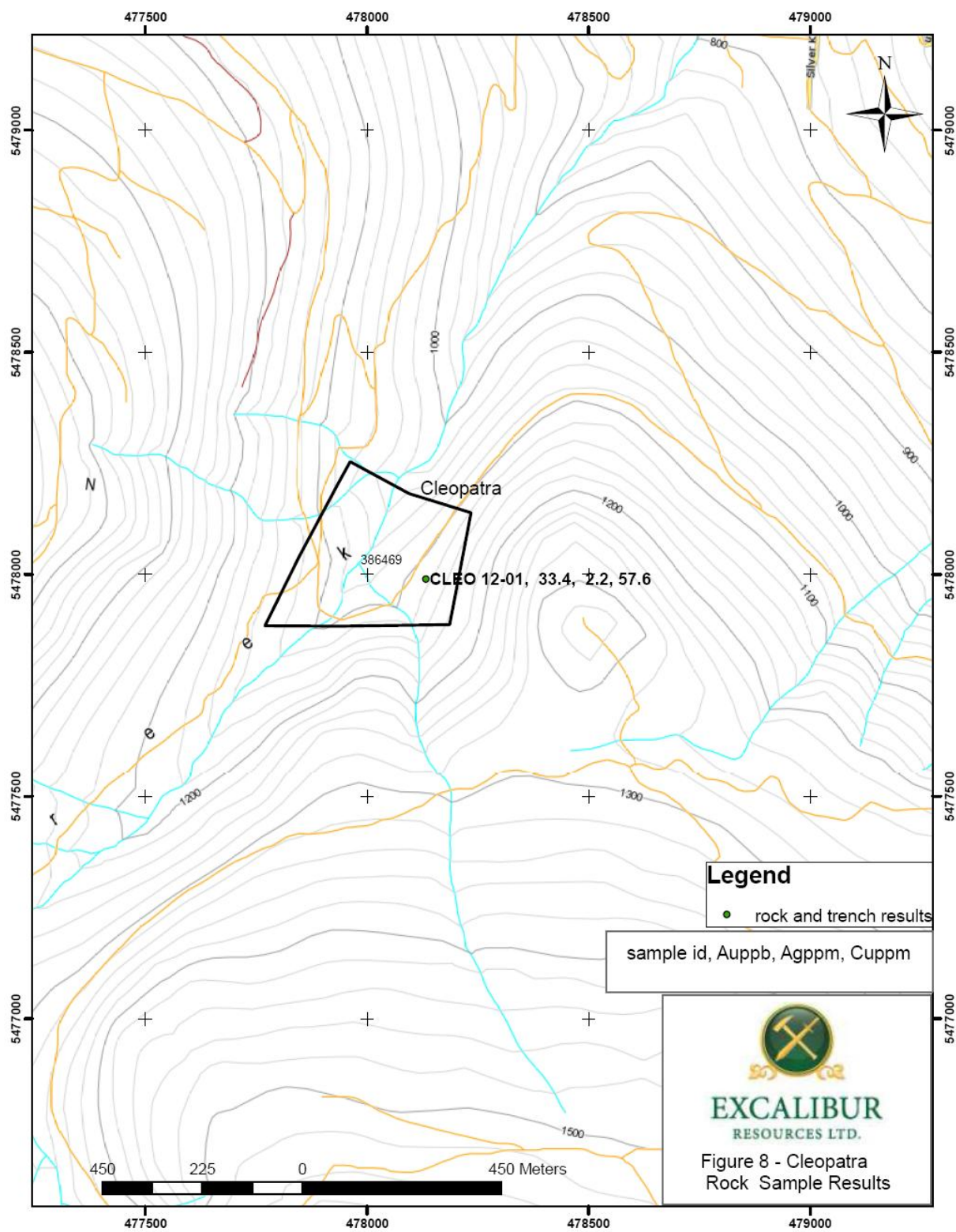


Figure 9 - Princess Claim Rock Sample Results, Gold, Silver, Copper

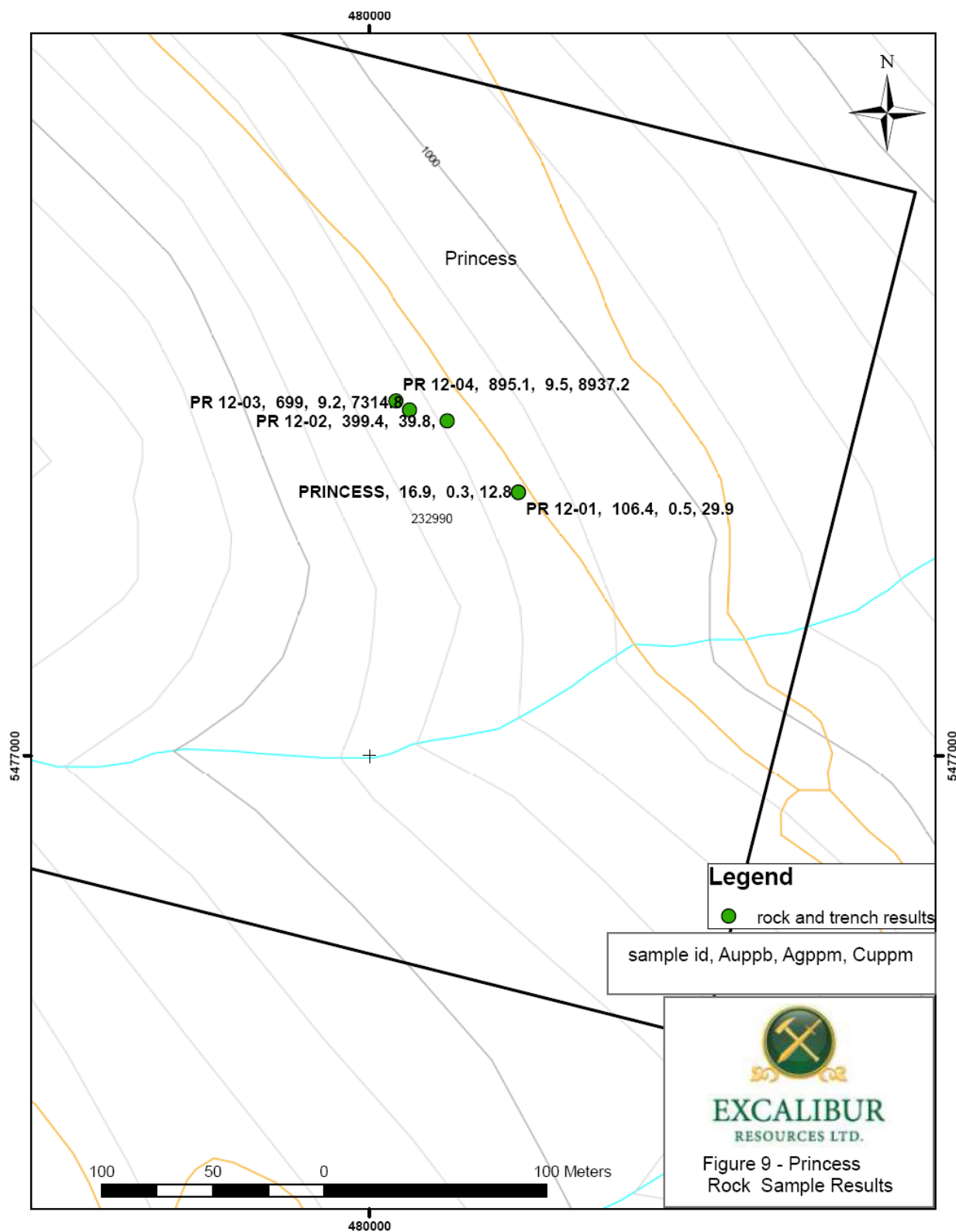
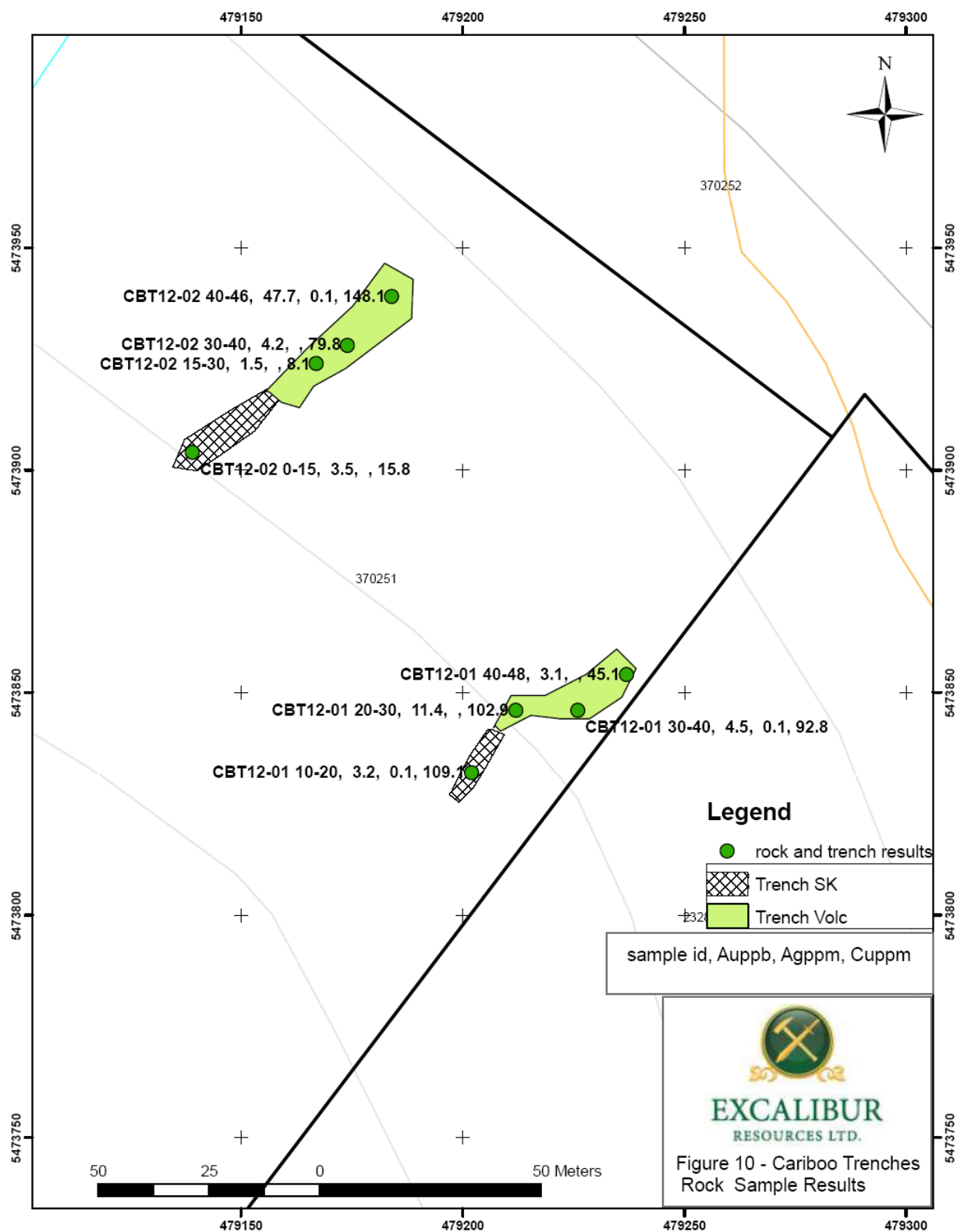


Figure 10 - Trench Sample Results, Gold, Silver, Copper



11.2 Drill Results

Table 6 provides a summary of the drilling results from the 2012 Cariboo drilling program. Figures 11 through 20 provide a plan and sections through drill holes with geology and assay results (gold and silver) posted.

Sections are plotted facing NW, with gold posted to the left and silver to the right along the drill hole trace. Sections may include up to six diamond drill holes that were positioned from a single drill pad, resulting in a fan of drill holes being cut in a single section. The main objective in the drill hole design was to locate and sample the quartz carbonate vein. In these sections, the best results for silver and gold (in red), and the location of the vein (in yellow), are more evident than the cluster of results that are less significant (blue) and may be obscured by the overlapping results as posted along the drill holes.

The geology intercepted in all drill holes is composed of volcanic tuff and breccia with lesser Silver King diorite porphyry. The volcanic rocks are primarily andesitic with some darker sections interpreted as basaltic. All of the rocks have undergone variable levels of shearing along the Silver King shear, resulting in highly laminated to schistose fabrics. The interpretation of the protolith for each rock type is based upon remnant visible mineralogy and textures, as well as knowledge of the regional geology of the area.

The highest gold value of 11.1 grams per tonne over 1.28 metres was returned from hole 12Car-16 from 22.11 to 23.39 metres depth. This sample was from the Cariboo vein, and is typical of most of the intersections in drill holes that intercepted the vein. Intercepts typically show strong silver to gold ratios, with elevated lead and zinc values common. The highest silver value of 101 grams per tonne over 0.66 metres was returned from hole 12Car-05 from 8.84 to 9.5 metres depth.

Many of the multiple intercepts shown some of the drill holes summarized in Table 6 can be composited into wider intercept widths, as shown in bold in results shown in the table. Many intercepts of 2 metres to 5.5 metres width contain gold values commonly ranging from 2 to 6 grams per tonne, and silver values ranging from 30 to 60 grams per tonne. The composited values for only silver and gold are shown in the table. The main vein intercepted within these wider zones is generally less than one and up to two metres wide, implying that grades for silver and gold are also found in the wall rocks beside the vein.

Holes 12Car-15 and 12Car-23 to 12Car-29 did not contain any significant values based upon a one gram per tonne or higher gold grade.

Table 6 - Diamond Drilling Significant Results (based on > 1 gpt Au)

Hole id	Sample id	From (m)	To (m)	Interval* (m)	Pb ppm	Zn ppm	Ag ppm	Au ppb
12Car-01	2098375	116.90	118.42	1.52	1428.1	5160	98	4270
12Car-02	2098387	36.00	37.18	1.18	1494.7	4207	67	6011.9
12Car-03	2098408	4.75	6.35	1.60	4333.4	4093	63.4	2195.4
12Car-04		5.10	7.70	2.60			44	1305
including	2098432	5.10	6.60	1.50	3242.9	3980	50.0	1070.9
and	2098434	6.60	7.70	1.10	405.7	1228	35.3	1623.4
12Car-05		8.00	11.17	3.17			74	2839

Hole id	Sample id	From (m)	To (m)	Interval* (m)	Pb ppm	Zn ppm	Ag ppm	Au ppb
including	2098448	8.00	8.84	0.84	1306.4	1776	72.0	1331.1
and	2098449	8.84	9.50	0.66	1971.0	6332	101.0	3599.5
and	2098450	9.50	11.17	1.67	1498.0	3589	63.9	3297.5
12Car-06		7.10	9.15	2.05			47	2253
including	2098457	7.10	8.53	1.43	1411.7	3150	37.5	1934.9
and	2098459	8.53	9.15	0.62	1650.2	4409	68.4	2985.1
12Car-07		6.35	11.89	5.54			25	4081
including	2098465	6.35	7.35	1.00	573.0	733	11.6	1316.5
and	2098466	7.35	8.84	1.49	1729.2	3667	50.0	8134.8
and	2098467	8.84	9.70	0.86	688.6	2402	29.8	1793.9
and	2098468	9.70	11.89	2.19	257.2	760	12.6	8417.8
12Car-08		5.49	8.53	3.04			33.8	1984
including	2098470	5.49	6.20	0.71	313.9	1147	25.3	2120.8
and	2098471	6.20	7.00	0.80	1394.1	2444	60.9	1709.9
and	2098472	7.00	8.24	1.24	844.6	1896	36.6	2146.5
and	2098474	8.24	8.53	0.29	600.7	1700	65.6	1707.8
12Car-09		6.73	8.08	1.35			68.7	2922
including	2098480	6.73	7.52	0.79	1599.8	4101	93.3	3053.8
and	2098481	7.52	8.08	0.56	769.0	1873	33.9	2735.6
12Car-10		22.5	24.75	2.25			56.9	4108
including	2098485	22.50	23.28	0.78	2568.2	4824	87.6	6803.2
and	2098486	23.28	23.66	0.38	779.4	4952	32.8	2666.7
and	2098487	23.66	24.75	1.09	942.4	4308	43.4	2681.1
12Car-11		23.77	26.1	2.33			38.6	6379
including	2098492	23.77	24.76	0.99	332.6	1182	22.4	3239.9
and	2098494	24.76	26.10	1.34	3883.8	>10000	50.6	8698.1
12Car-12	2098500	25.60	27.10	1.50	1472.8	7519	32.8	3083.3
12Car-13		25.75	28.1	2.35			35.8	2991
including	2098508	25.75	26.85	1.10	2888.2	2820	45.5	1971.4
and	2098509	26.85	28.10	1.25	1262.0	4370	27.2	3888.6
12Car-14		29.7	32.38	2.68			33.5	2375
including	2098515	29.70	30.10	0.40	765.2	2721	32.1	2563.3
and	2098516	30.10	32.38	2.28	688.2	2475	33.8	2341.8
12Car-16		20.73	23.93	3.2			48.7	6277
including	2098529	20.73	21.56	0.83	849.8	1967	17.6	4922.5
and	2098530	21.56	22.11	0.55	299.4	3324	29.1	2264.2
and	2098531	22.11	23.39	1.28	2712.8	5554	91.7	11099.0
and	2098532	23.39	23.93	0.54	486.6	2286	14.7	1016.9
12Car-17	2098542	23.77	25.10	1.33	1667.1	5916	68.0	7432.3
12Car-18	2098547	20.79	22.00	1.21	2328.9	4334	56.7	2179.3
12Car-19		22.95	26.82	3.87			41.1	3928
including	2098554	22.95	23.86	0.91	2489.7	7929	85.7	7944.0

Hole id	Sample id	From (m)	To (m)	Interval* (m)	Pb ppm	Zn ppm	Ag ppm	Au ppb
and	2098555	23.86	24.92	1.06	3703.3	8847	68.2	5314.6
and	2098557	24.92	26.82	1.90	212.2	1401	4.7	1229.1
12Car-20	2098561	21.75	23.09	1.34	1895.6	9513	36.1	6004.7
12Car-21	2098569	23.80	25.30	1.50	524.4	4605	19.1	1187.0
12Car-22		43.5	45.9	2.4			44.6	4771
including	2098574	43.50	44.90	1.40	1699.9	7945	62.1	7394.4
and	2098575	44.90	45.90	1.00	979.2	4405	20.2	1098.9

*True width not calculated, but is estimated to be marginally less than the reported interval length.

Figure 11 - Drill Hole Locations

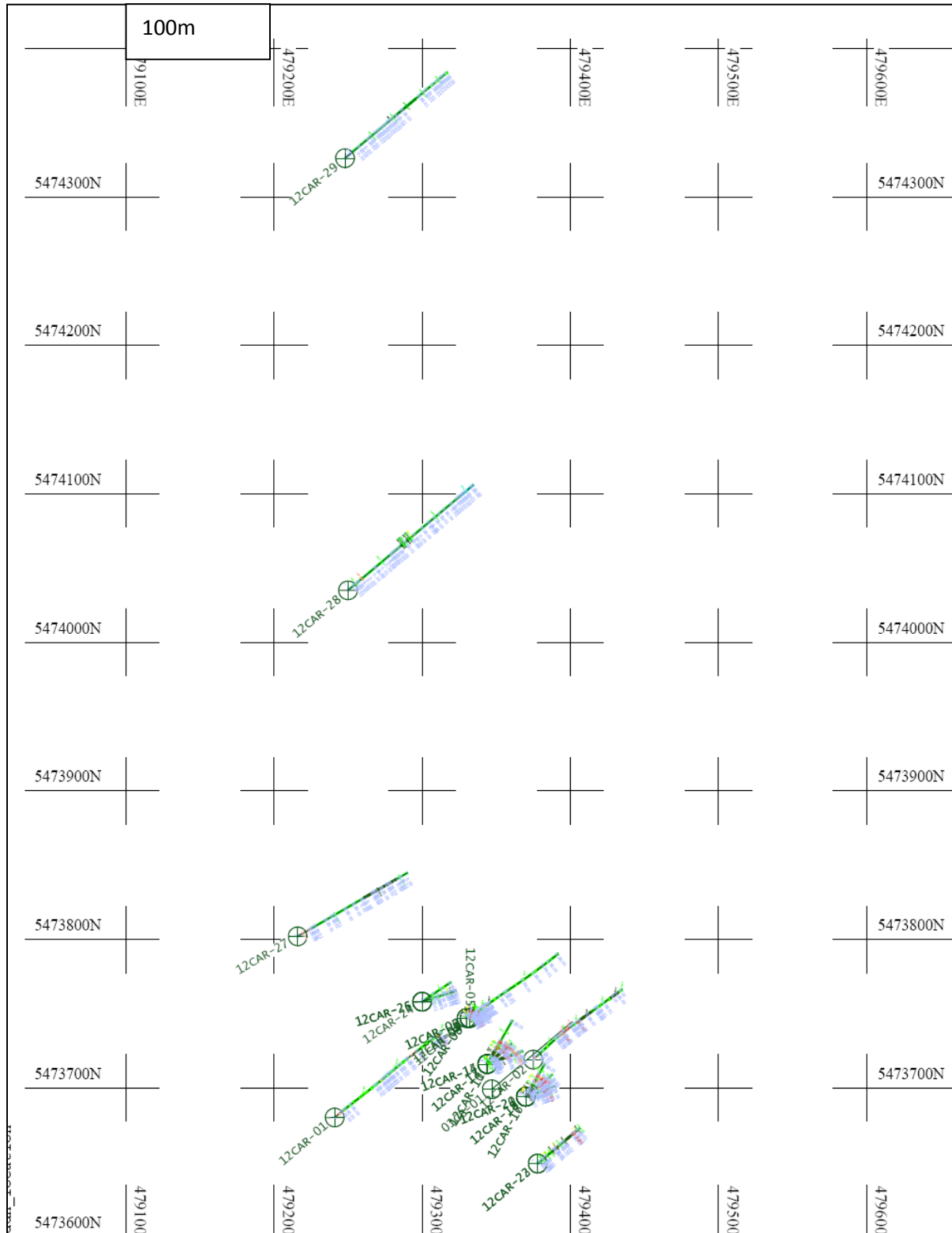
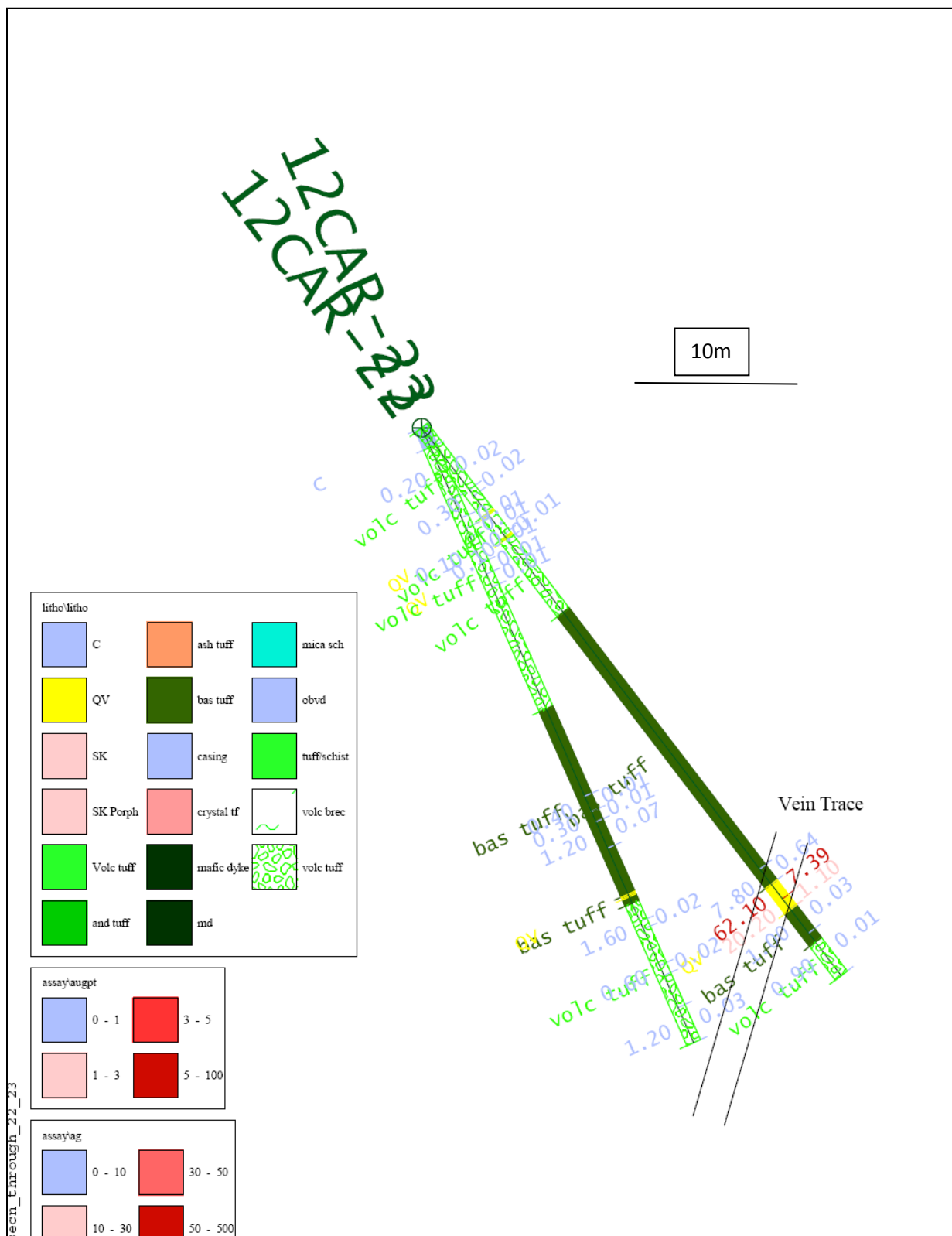


Figure 12 - DDH Section 12Car-22 And 12Car 23, Facing NW



fecn_Through_22_23

Figure 13 - DDH Section 12Car-16 to 12Car-21

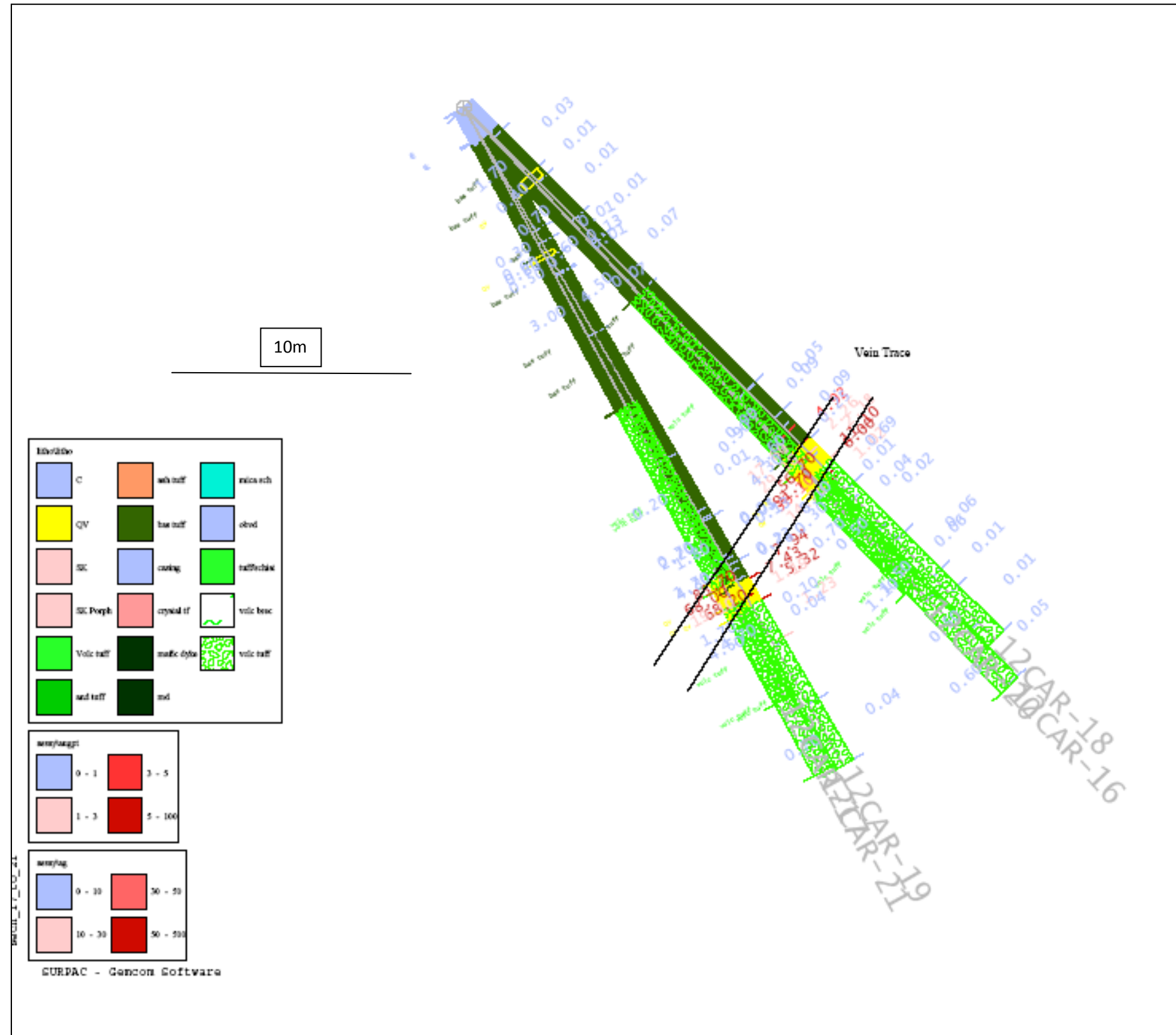


Figure 14 - DDH Section 12Car-02

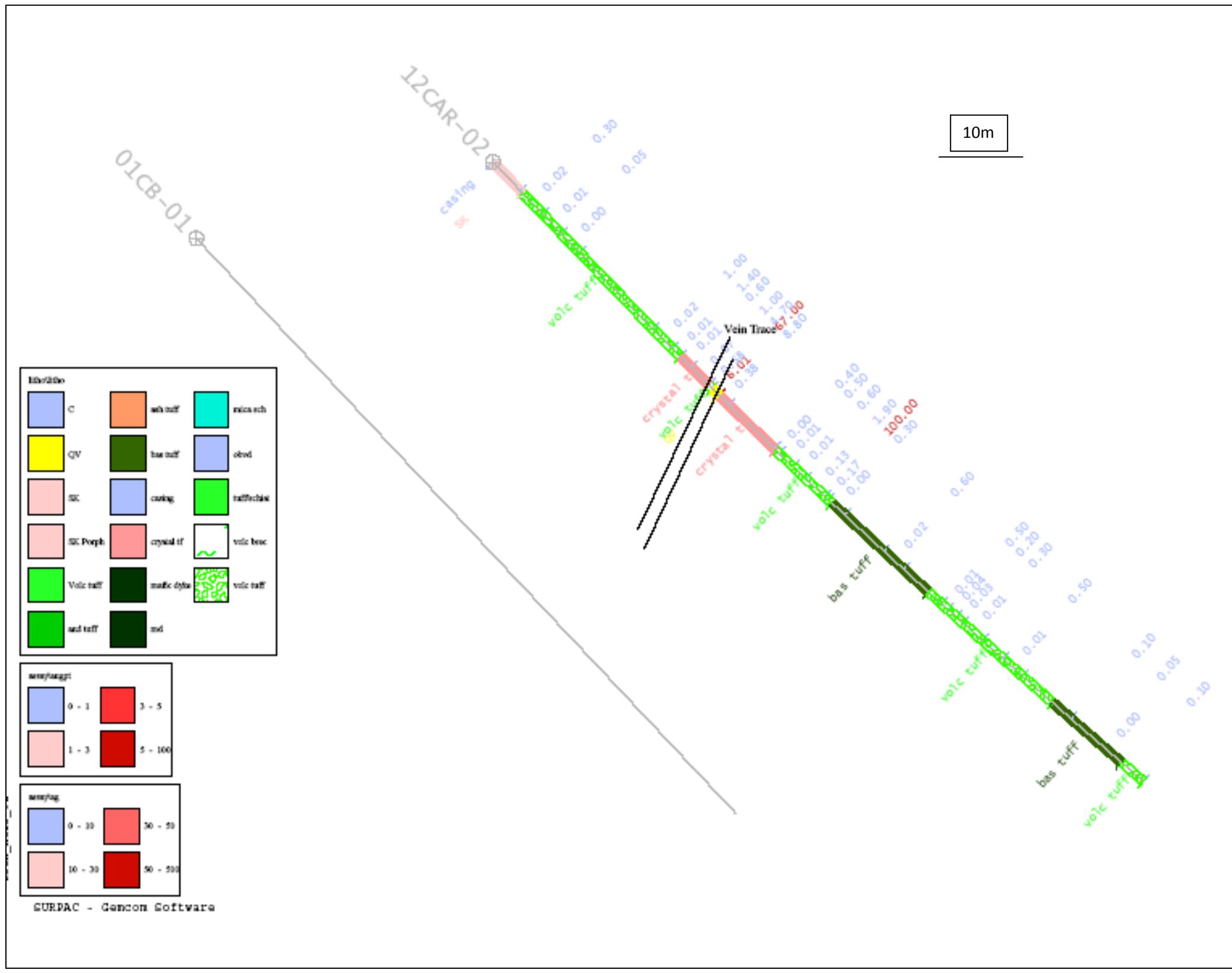


Figure 15 - DDH Section 12Car-10 to 12Car-15

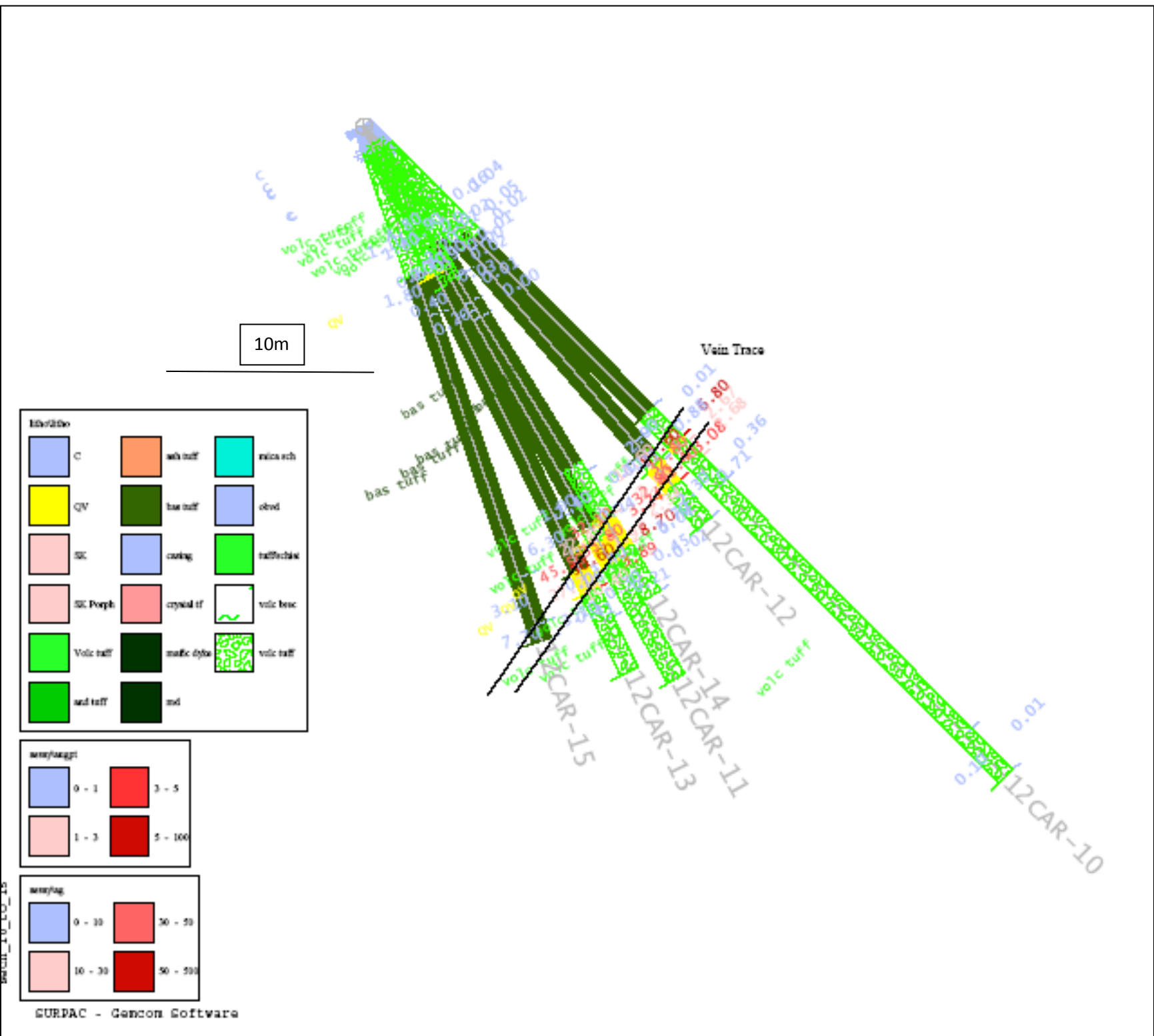


Figure 16 - DDH Section 12Car-01 and 12Car-03 to 12Car-09

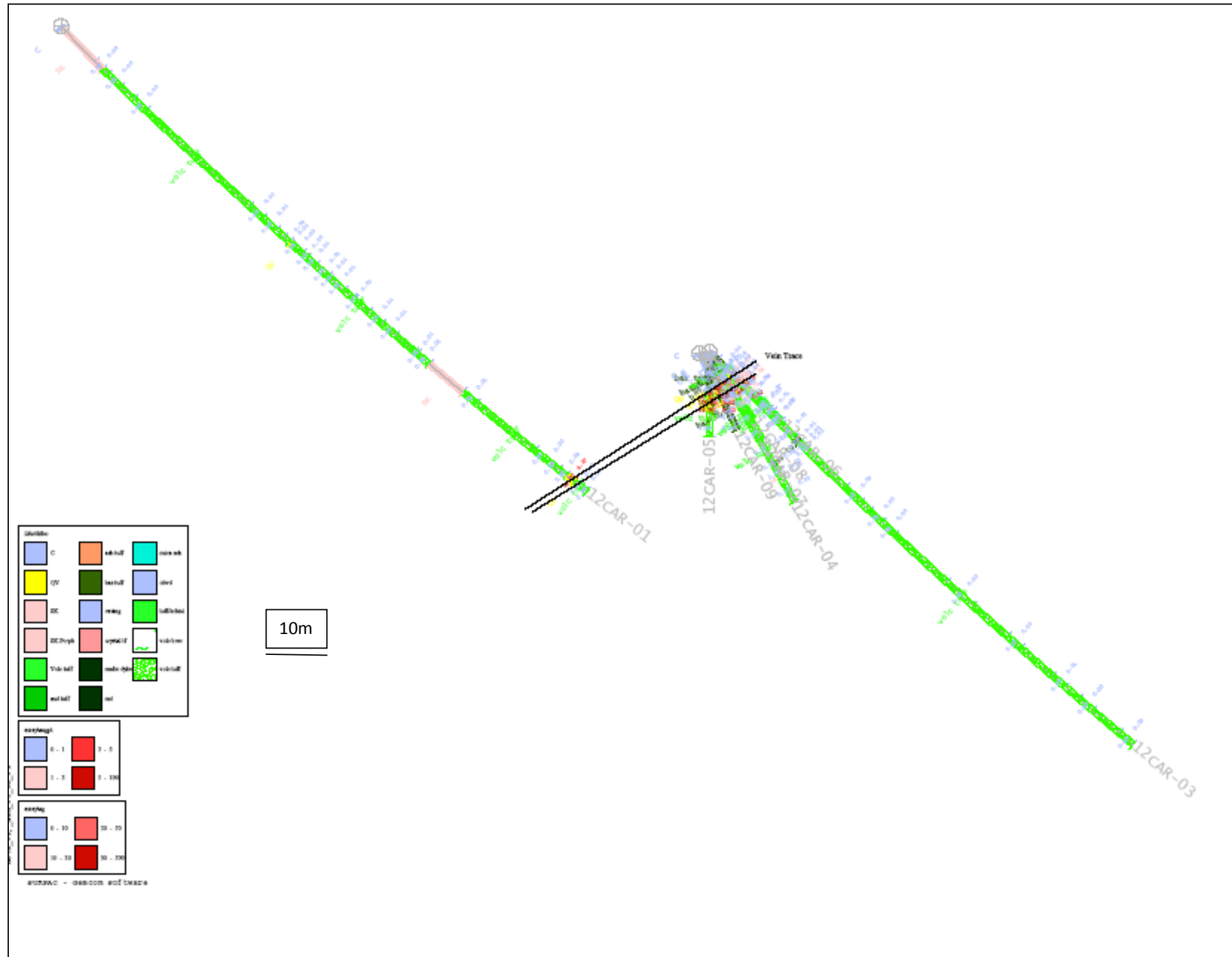


Figure 17 - DDH Section 12Car-24, 25, 26

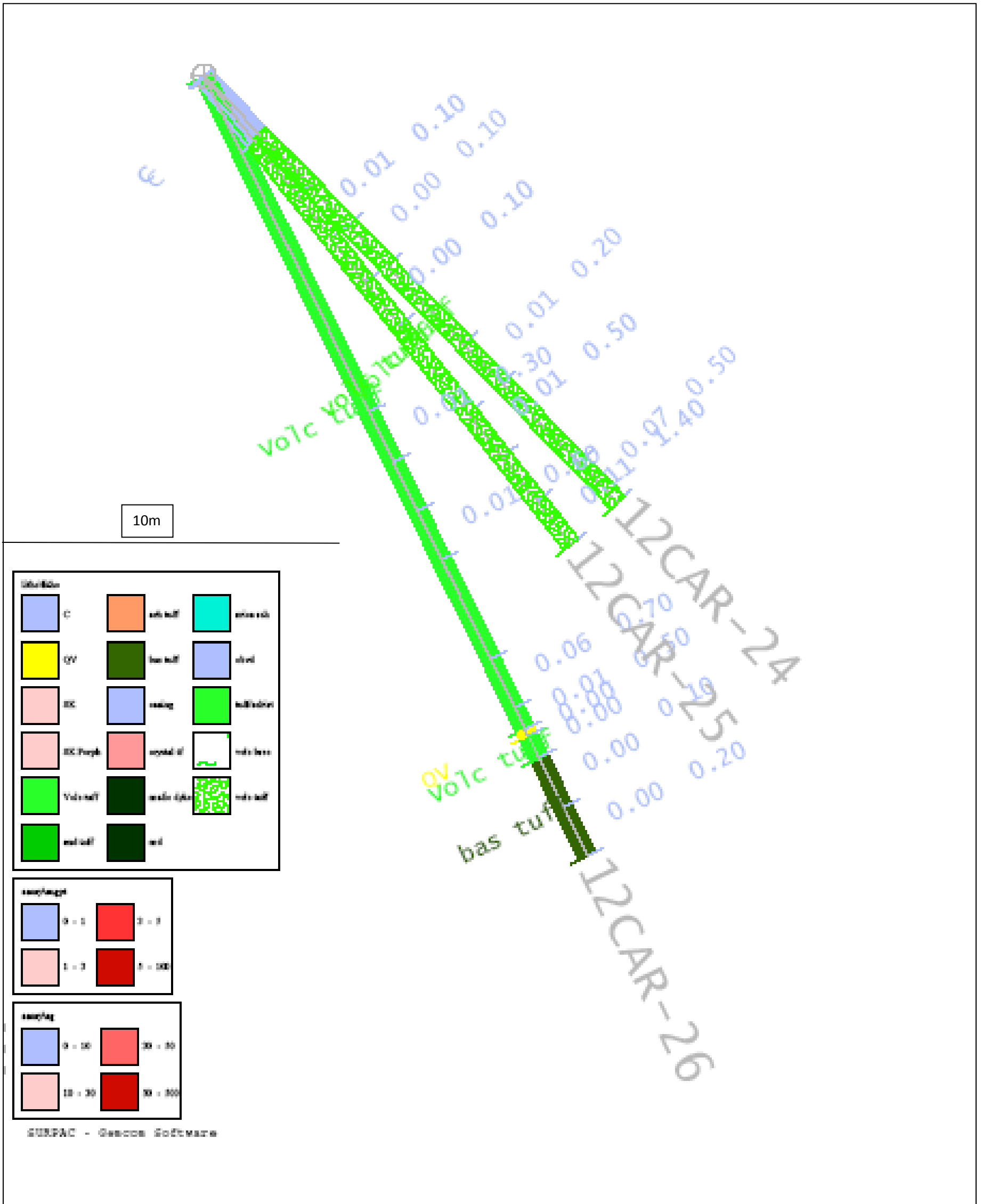


Figure 18 - Section 12Car-27

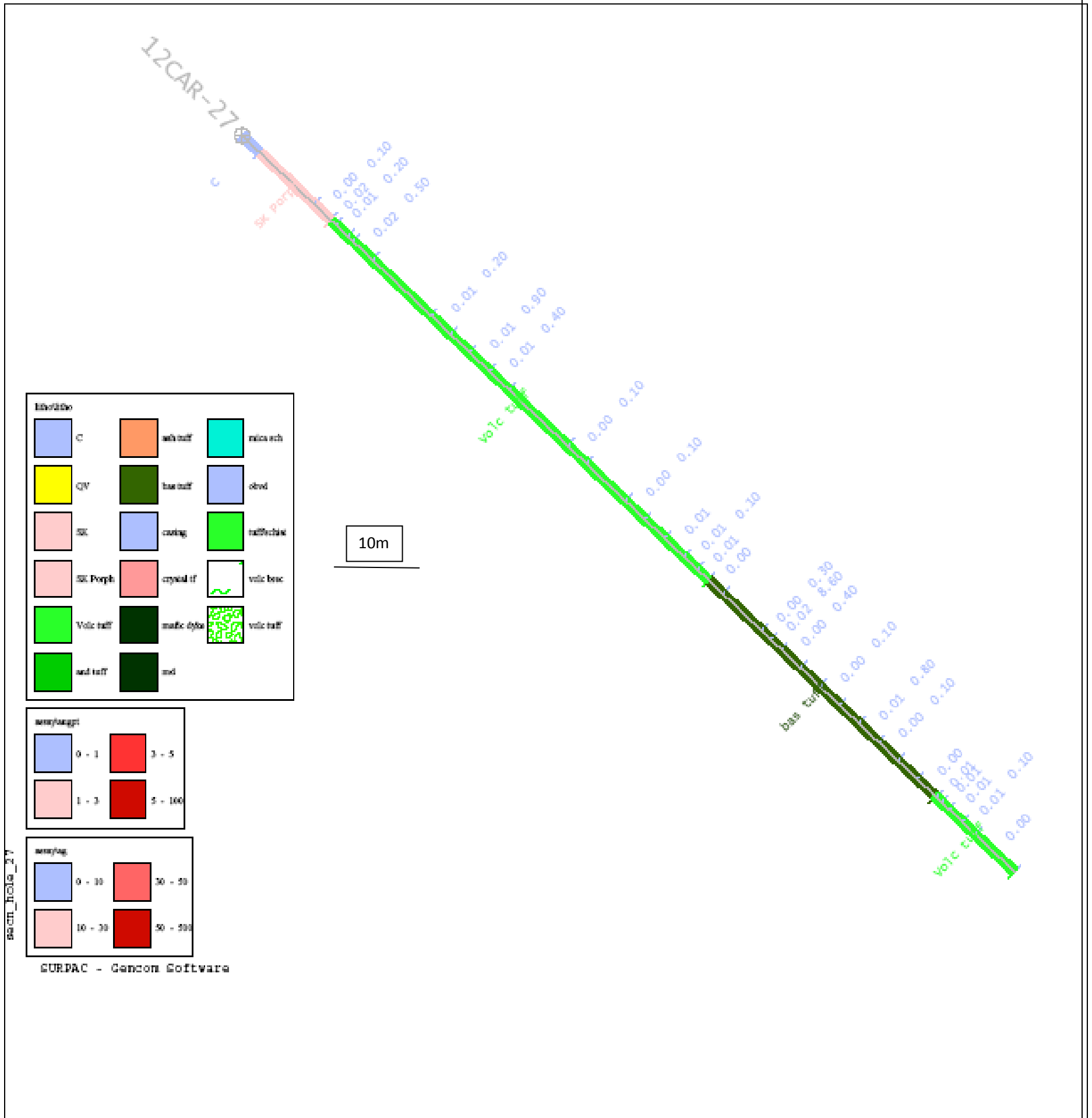
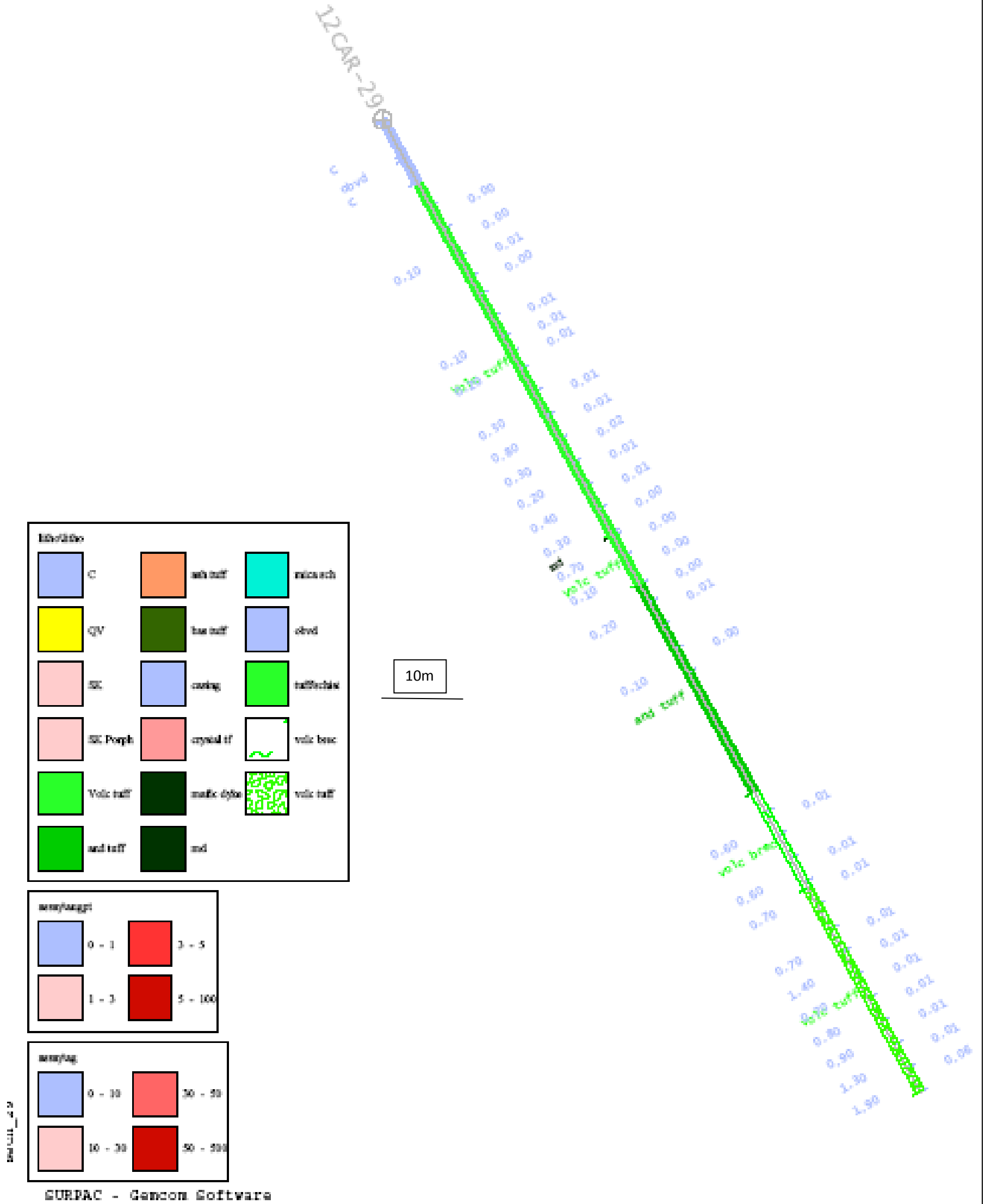


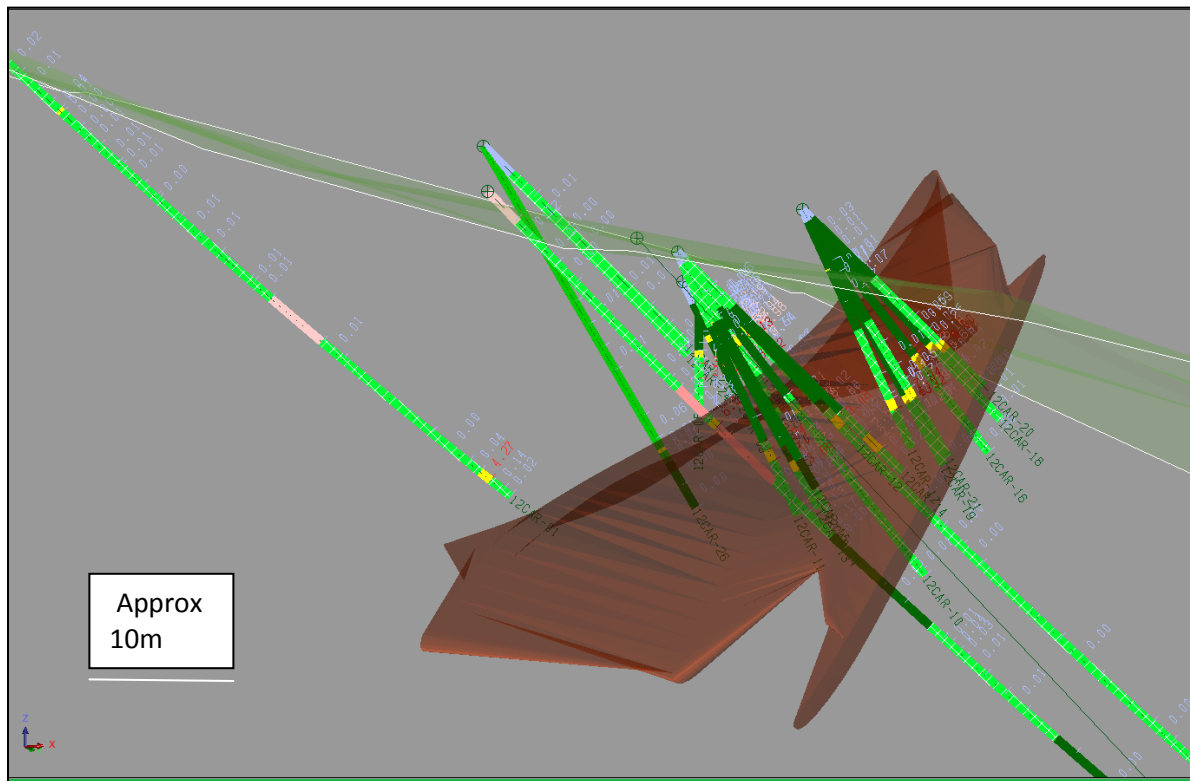
Figure 20 - Section 12Car-29



No significant results for gold or silver were obtained from holes 12Car-24 to 12Car-29. The Cariboo Vein is interpreted to extend from the section including holes 12Car-22 and 12Car-23 at the south northwest to the section including holes 12Car-03 to 12Car-09, a strike distance of approximately 120 metres.

Figure 21 shows a geologic model of the vein with the drill hole traces. The surface model has been taken from the 1:20,000 TRIM map DTM, and is likely not accurate enough for the scale of detail needed to display topography over this small vein system, as indicated by drill hole collars being above or below the modeled surface.

Figure 21 - 3D Model of Vein, Drill Holes and Surface



The calculated volume (Surpac 6.3 Software) for the geologic modeled mineralized vein is 13,966 cubic metres. Further work would be required to obtain a tonnage and average gold and silver grade for this section of the Cariboo Vein.

12.0) DATA VERIFICATION

ACME Analytical Laboratory, utilized by Excalibur for this project, is registered with ISO 9001:2000 accreditation.

The International Standards Organization (ISO) adopted a series of guidelines (ISO 9000 to 9004) for the global standardization of Quality Assurance for products and services. A company seeking accreditation must implement and maintain a quality assurance system that is compliant with one of the three applicable models (i.e. ISO 9001, 9002 or 9003). Some of the aspects specifically addressed in a quality assurance system include:

- Responsibility of management in defining and achieving quality goals,
- Contract review to ensure customer needs are understood and met,
- Procurement of supplies and services capable of delivering the desired level of quality,
- Handling of material supplied by the customer to ensure integrity,
- Controlling processes to ensure consistency of quality,
- Inspection and testing to ensure that all work meets or exceeds quality criteria,
- Correction and prevention of non-conformities (errors),
- Training of staff, and
- Statistical analysis to ensure quality criteria is met.

The Labs utilize standards and duplicate analysis of samples as part of their quality assurance. The laboratory identifies and remedies situations where the analysis of duplicates or standards is not within allowable levels of variation.

The lab uses blanks (analytical and method), duplicates and standard reference materials inserted in the sequences of client samples to provide a measure of background noise, accuracy and precision. Their QA/QC protocol incorporates a granite or quartz sample preparation blank(s) carried through all stages of preparation and analysis as the first sample(s) in the job.

Pulp duplicates to monitor analytical precision are inserted approximately every 20 samples, a -10 mesh reject duplicate to monitor sub-sampling variation is inserted approximately every 40 samples, a reagent blank to measure background error is inserted approximately every 30 samples, an initial and final preparation blank is used for each sample batch, an aliquot of Certified Reference Material (CRM) or In-house Reference Material to monitor accuracy is inserted approximately every 15 samples.

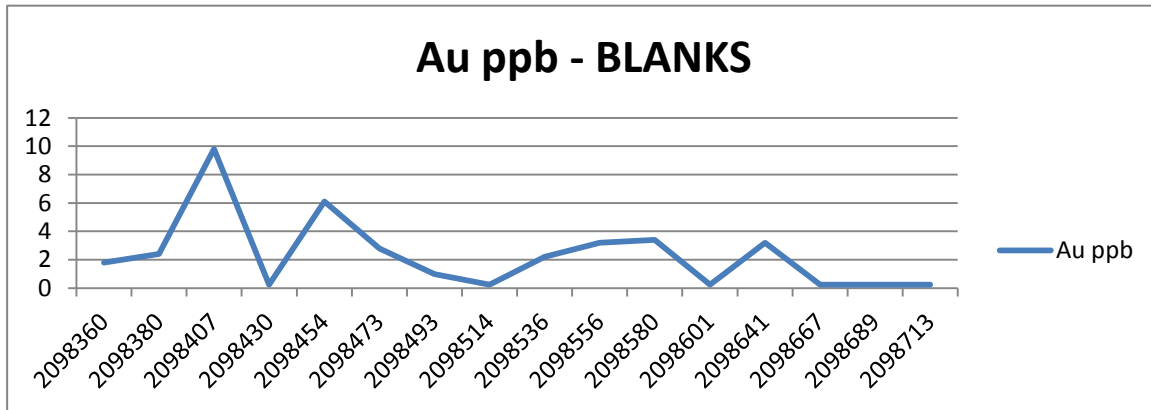
In the absence of suitable CRMs In-house Reference Materials are prepared and certified against internationally certified reference materials such as CANMET and USGS standards where possible and will be externally verified at a minimum of 3 other commercial laboratories. Using these inserted quality control samples each analytical batch and complete job is rigorously reviewed and validated prior to release.

ACME provides the client with full analytical results of all their quality control samples. Examination of the assay certificates did not show any significant deviations from expected results. It can be concluded that the assay values obtained during the 2012 diamond drilling program are accurate.

In addition to ACME Labs standard routine procedure of inserting standards, blanks, and duplicate assays, Excalibur established a procedure for the drilling program consisting of inserting one 'blank' sample approximately every 20th sample, and one standard every 20th sample. The blank material was "granite" procured from a landscape supply company. The blanks generally returned very insignificant amounts of base and precious metals. Standards were obtained from CDN Labs in

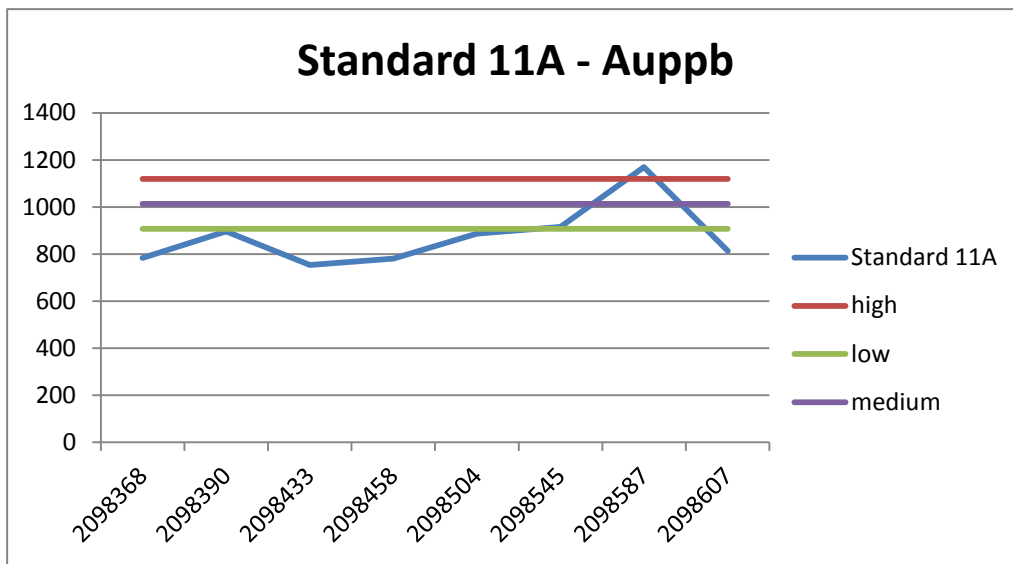
Vancouver. Plots of results of analysis for standard and blank materials inserted into the sample stream are provided below.

Figure 22 - Blanks Analysis, Auppb



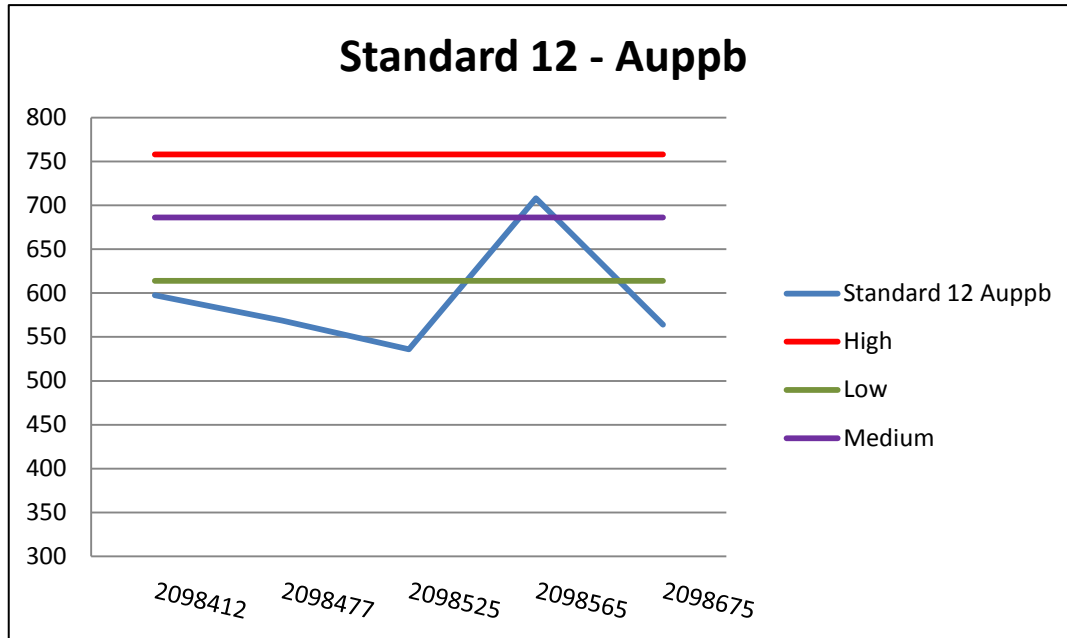
The blank performance shows a range of approximately 10 parts per billion for gold content, which is not considered significant to alter the results for core sampling in the vein system.

Figure 23 - Standard 11A Results - Auppb



Standard CDN-CM-11A results for the core sample insertion shows a lower result than the two standard deviation low value for five of the eight samples. This might be the result of using an ICP analysis over fire assay for the core samples. The values were up to 150 ppb less than the low boundary for the standard material. This is not considered significant enough to trigger further analysis at this time.

Figure 24 - Standard 12 Results - Auppb



Standard CDN-CM-12 also returned lower values than the two standard deviation low that is provided as the reference for this material. As with the 11A standard, this is likely due to the type of analysis used (ICP) in the core sampling.

13.0) DISCUSSION

It is important to look at the mineralization on the Kena Property and other adjacent properties as they all lie in close proximity and in similar geological (lithological and structural) settings to the Cariboo Property. Although mineral assemblages change throughout the surrounding properties, they tend to all contain (to lessor or greater extent) Au, Ag, Cu, Pb, and Zn, and they all appear related to the Silver King shear zone or similar parallel structures.

The Cariboo property lies within a trend of historic mines and showings. Included in these is the Star porphyry/shear-hosted Au-Ag-Cu property located immediately northwest of the Cariboo.

The geology of the Star property is dominated in the southeast by the highly schistose metavolcanics and in the northwest by the co-magmatic dioritic to monzodioritic units of the Early to Middle Jurassic Eagle Creek Plutonic Complex. Mineralization is aligned preferentially within the regionally prominent north to north-west trending Silver King Shear Zone.

Drill highlights at the Star Property's Gold Eagle and Alma N Zones returned from four BTW-sized holes totalling 836 metres include:

VTN10-008 (Gold Eagle):	4.02 g/t Au & 9.51 g/t Ag over 24.33 metres
Including:	7.76 g/t Au & 20.29 g/t Ag over 9.11 metres
Including:	14.47 g/t Au & 34.60 g/t Ag over 4.0 metres
VST10-012 (Alma N):	1.35 g/t Au & 0.65 g/t Ag over 22.00 metres
Including:	5.78 g/t Au & 1.20 g/t Ag over 2.0 metres

In 2010, Valterra Resources Corporation drilled over 2,250 metres in 11 NQ2/BTW-sized drill holes targeting the Gold Eagle, Alma N, Toughnut, Eureka and Star zones. These polymetallic mineralized zones are aligned within a prospective 3.5 kilometre-long trend transecting the Company's claims. The Phase I drilling highlights for the Toughnut and Eureka zones included intercepts of 4.05 g/t Au and 0.88 g/t Ag over 8.0 metres in hole VTN10-005 at the Toughnut, and 0.28 g/t Au, 4.45 g/t Ag and 0.27% Cu over 66.67 metres in hole VST10-011 at the Eureka (see NR-07-10 and NR-08-10).

At the Cariboo, the main vein system as tested in the 2012 drill program appears to pinch out or is offset at the northwest end. The vein is open to depth, and could be explored for its south extent.

One of the objectives of the 2012 drill program was to attempt to define a bulk sample quantity and quality of material along the Cariboo Vein system. The current geologic model includes an estimated volume of approximately 13,900 cubic metres of material, which at an assumed density of 2.7 (quartz-calcite), would amount to approximately 38,500 tonnes. Drill hole intercepts through the vein system returned grades ranging from approximately 3 to 11 grams per tonne. This is based on the geologic model for the vein which extends along strike for approximately 120 metres and extends down-dip for a distance of 80 metres below surface. **The suggested mineral potential of this vein system has not been verified by a certified resource estimator, and should not be considered standard instrument 43-101 compliant.**

14.0) RECOMMENDATIONS

In order to properly evaluate the precious metal content of the Cariboo Vein, a resource estimate should be undertaken by a professional that has credentials and experience at evaluating small tonnage, narrow vein systems. Evaluating the resource would allow for a more accurate estimation of the vein potential, and would assist in any decision to advance the project to a bulk tonnage sample stage. Specific gravity measurements should be made of all rock types and of varying mineral content in order to establish more accuracy in density of the rocks.

If a bulk sample decision is made, there may be some elements of environmental concern that should have baseline sampling completed to allow for assessment. This would involve stream sampling the drainages above and below the area of proposed work, as well as acid/base accounting of the various rock types. A local survey for topographic control and for accurate location of drill hole and trench sites would also be useful.

The 2012 drill program results found the Cariboo Vein to be relatively restricted. The vein appears to pinch out at the northwest end, but might be open to the south and to depth. Further drilling in these directions may improve the overall tonnage of the vein.

15.0) 2012 WORK PROGRAM COST STATEMENT

Three different properties belonging to Excalibur Resources Ltd. were covered in this report. These include the Princess claim (232990), the Cleopatra claim (386469), and the Cariboo group of claims (232846, 370251, 370252). The following cost statement has been broken into sections to cover each of these properties separately, for assessment filing purposes.

2012										
<u>Cariboo Drill and Sampling Expenditures</u>										
Personnel	Month	Days	Rate	Total	Cleopatra Property	Princess Property	Cariboo Properties			
PBG Geoscience - Consulting Geologist	October & November	16.5	700	11550	0	0	0	0	16.5	11550
Field Technician	October & November	16.5	350	5775	1	350	1	350	14.5	5075
Field Technician	October & November	8	275	2200	0	0	0	0	8	2200
Core shack - labour	October & November	24	200	4800	0	0	0	0	24	4800
Consultant	October 13-18	4	800	3200	0.5	400	0.5	400	3	2400
		2	500	1000					2	1000
Office										
PBG Geoscience - Consulting Geologist	December	4	700	2800	0	0	0	0	4	2800
Consultant Planning	Sept., Oct., Nov, Dec	15.5	800	12400	0	0	0	0	15.5	12400
Geochemical Sampling	No. Of Samples									
ACME Labs	373			13570.8	1	36.38	5	181.91	367	13352.51
Transportation										
Truck Rental 4x\$ inc. fuel				2941.1	1.5	101.94	1.5	101.94		2737.23
Other				655.25						655.25
Equipment Rental										
Drilling & excavator - Wade Critchlow Enterprises Ltd.				170900						170899.8
Supplies and Materials - Consumables				722.07						722.07
Accommodation & Food										
Accmmodation				1265						1265
Food				479.73						479.73
Timber & Stumpage				376.8						376.8
	Total			\$234,636		\$888.32		\$1034		\$232,713.4

16.0) STATEMENT OF QUALIFICATIONS

I, **Perry Grunenberg**, hereby certify that:

- a) I am a consulting Geoscientist with PBG GEOSCIENCE having an office at 2016 High Country Boulevard, Kamloops, British Columbia, V2E 1L1.
- b) I am a graduate of the University of British Columbia with the degree of Bachelor of Science in Geology (1982).

I am a member of the Association of Professional Engineers and Geoscientists of British Columbia (Registration No. 19246) and a Fellow of the Geological Association of Canada (Membership No. F5203).

I have practiced my profession in North America since 1982, having worked as an employee and consultant for major mining corporations, junior resource companies and BC government ministries.

- c) I was contracted to prepare this report on behalf of Excalibur Resources Ltd. I personally managed the exploration program summarized in this report.
- d) I have personally prepared or have reviewed all sections of this report including the illustrations.
- e) I have managed exploration programs, similar to the one covered in this report, as a consulting geoscientist on behalf of various mining exploration companies, since 1982.



February 15, 2013
Kamloops, B.C.

Perry Grunenberg, P.Ge.
Consulting Geoscientist

17.0) REFERENCES

DANDY, L., 2003; Geological, Geochemical and Drilling Report on the Kena Property: BC Ministry of Mines Assessment Report No. 27240.

DANDY, L., 2001; Geological, Geological, Geochemical and Drilling Report on the Kena Property: BC Ministry of Mines Assessment Report No. 26875.

HOY, T. and ANDREW, K. 1989a; Geology of the Nelson Map Area, Southeastern BC: BC Ministry of Mines. Geological Survey Branch, Open File 1989-11.

HOY, T. and ANDREW, K. 1989b; The Rossland Group, Nelson Map Area, Southeastern BC: Ministry of Energy and Mines, Fieldwork 1988.

KATAY, F. 2011; Assessment Report, 2011 Trenching Program, Cariboo and Silver King Properties.

LEFEBURE, D.V. and CHURCH, B. N., 1996; Selected British Columbia Mineral Deposit Profiles, Volume 2 - Metallic Deposits: BC Ministry of Mines OF 1996-13, Section I05 Polymetallic Veins.

MINFILE 1991; 082FSW176 Silver King (L.141), Dandy (L.231), Ollie (L.412), King, F.W., D50, D45, Iroquois, Kohinoor, Kootenay Bonanza: BC Geological Survey Branch.

APPENDICES

Drill Logs

Core Sample Summary Pages

Geotechnical Logs

Acme Labs Assay Certificates, Rocks and Core

HOLE ID

Excalibur

2012 EXCALIBUR - Cariboo Drilling Program

HOLE ID	Depth (m)		Lith	Description	Structure			Mineralization					Alteration Scale: 0 - 5						
	From	To			Depth	Type	Angle	%Py	%Aspy	%Cpy	%Sph	%galena	Ser	Chl	Epi	Mag	FeOx	CO3	Silic
12Car-02	0.00	0.05	casing	hole cased down to 4.57, but core retrieved up to near surface, cased into bedrock															
12Car-02	0.05	4.90	sk	small section of white spotted core remnant sheared silver king feldspar porphyry, broken and somewhat transitional to next unit															
12Car-02	4.90	31.00	volc tuff	finel laminated grey with some white spotting (fspar and fragments), moderate to strong iron oxide staining from siderite, carbonate fizz throughout, few siderite pockets along foliation, iron stained fractures, iron staining more prominent from surface to 12m, then again from 27 to 30m, pocky oxidized weathered core where more stained, some darker grey oxidation as well, very minor fine py disseminate, few clayey lenses along foliation of 5mm width	26	lam	65	tr											2.0
12Car-02	31.00	35.45	crystal tf	darker grey more mottled than foliated, white spotted elongated stretched fspar along foliation, more massive textured, possiblly just less sheared version of volcanic, white spots carbonate, minor specks disseminated py, few vuggy sections with infill crystalline carbonate				tr											
12Car-02	35.45	36.15	volc tuff	finely laminated grey with minor orange and reddish oxide staining, pocky oxidized section near 35.7, likely oxidized siderite vugs with possible coarse py vugs	35.5	lam	60												1.0
12Car-02	36.15	37.15	QV	very rusty stained broken and oxidized zone with remnant quartz portions, possibly 50% quartz, strongly limonitic carbonate in sections near 36.4, rounded bands of grey and white quartz near 36.5l, likely a highly oxidized quartz carbonate vein	36.4	qv	70												2.0
12Car-02	37.15	46.15	crystal tf	similar mottled to massive textured white spotted elongate crystals or clasts, white carbonate fragments, rounded and warpy in dark grey massive fine matrix with minor barely visible mafic, at 46.15 is a purplish mass of hard silica (Jasper) with small fine specks of chalcopryrite, at apparent volcanic contact				tr			tr								1.0
12Car-02	46.15	55.00	volc tuff	finely laminated grey with minor orange and reddish oxide staining, very minor quartz carbonate bands of 1cm size (49 and 52.5), somewhat gradational contact from finely laminated light grey-green to more massive darker grey	48	lam	75												2.0
12Car-02				54.1-54.3 malachite staining in oxidized section of schistose volc tuff, 5% chalcopryrite, 10% py				10			5								
12Car-02	55.00	70.00	bas tuff	more massive dark grey with rounded white spots carbonate, penetrative foliation and elongation of spots, possible more mafic basaltic vesicular volcanic, gradatonal upper contact over 1 to 2m width, networked and banded epidote green color in carbonate matrix, pervasive carbonate epidote alteration														3.0	3.0
12Car-02				stringers qtz carbonate to 3% throughout, horsetail and variable tension gash infills, at 65.8 small tension gash with purplish jasper colored mineral, possible sphalerite							tr								
12Car-02				contact gradational to next unit, likely volcanic succession															
12Car-02	70.00	89.00	volc tuff	finely laminated grey to oxidized orange limonitic siderite color, pervasive carbonate, minor qtz veining and specks of py	75	lam	80	tr											2.0
12Car-02				at 74 - 4cm quartz nad with inclusions schist, orange siderite along center to 3%	74	vn	80												
12Car-02				strong foliation through section, bands of carbonate to 5mm width, several clayey bands, 1 to 2% fine disseminated py in places, closer to 0.5% overall	75.3	lam	80	0.50											2.0
12Car-02				83.3 - kinked banding/fold with small offset, drag folded foliaton, vein offsets noted as well	88	lam	75												
12Car-02				gradational contact to basalt through volcanic succession															
12Car-02	89.00	99.40	bas tuff	massive dark grey to grey green altered mottled in places, interstitial carbonate-siderite-epidote transitioning to more siliceous core from 93-96 possible potassic altered, trace fine disseminated py														1.0	1.0
12Car-02				sharp contact to next	99.4	cntc	80												
12Car-02	99.40	102.72	volc tuff	grey to orange stained siderite finely foliated laminated schistose sheared volcanic	100	lam	75												
12Car-02	eoh 337 ft																		
12Car-03	0.00	0.10	C	No casing block in core, cored right from surface															
12Car-03	0.10	4.14	bas tuff	massive mottled dark green to black spotted with interstitial carbonate-epidote, weak limonitic near top with minor inclusions of laminated schisty volcanic				tr										1.0	1.0
12Car-03	4.14	5.00	volc tuff	Schisty volcanic sheared to foliated fine laminations, patchey orange limonitic siderite stained, fine py with possible very minor speck of malachite, more broken blocky and highly rust stained toward vein, broken contact	4.5	lam	60	tr			tr							2.0	2.0

HOLE ID

Excalibur

2012 EXCALIBUR - Cariboo Drilling Program

HOLE ID	Depth (m)		Lith	Description	Structure			Mineralization					Alteration Scale: 0 - 5						
	From	To			Depth	Type	Angle	%Py	%Aspy	%Cpy	%Sph	%galena	Ser	Chl	Epi	Mag	FeOx	CO3	Silic
12Car-05	1.52	8.00	bas tuff	dark grey massive to weakly banded with black specks in white fine grained matrix of quartz carbonate, magnetic (fine magnetite), minor sections with stronger round spots of white (after fspar?or xenocryts), very rust and oxidized pocky from 7.8 to 8															
12Car-05	8.00	8.80	QV	white slightly sugary textured compact with minor inclusions host rock, orange and reddish masses and black masses oxidized other metals or carbonates, minor pocky oxidized, sharp but uneven contact,	8.8	vn	40												
12Car-05	8.80	14.94	volc tuff	weak banded dark grey to finely banded foliatted, patchy oxidized sections with pocky surface to core, brown to orangey brown partly decomposed segments,															
12Car-05				11.5 5cm quartz vein, massive white	11.5	vn	60												
12Car-05				from 11.7 to end of hole core is more schistose, rusty on lower section contact to little vein, grading to less orange stained to end of hole, pocky oxidized core weather on outer surface over bottom 30cm															
12Car-05																			
	eoh 49																		
12Car-06	0.00	1.48	C	no core, cased through overburden and some core															
12Car-06	1.48	7.10	bas tuff	mottled to spotted texture massive dark grey to brownish with white fine specks within black fine grained matrix, some siderite, progressively silicified towards veining over bottom 40cm, magnetic throughout with some areas stronger than others				tr						1.0	2.0	1.0	2.0		1
12Car-06				irregular contact to vein along rusty oxidized segment over 1cm, approx 45	6.7	vn	50												
12Car-06	7.10	8.53	QV	quartz vein, very irregular mottled textured replacement appearance, same as this vein in other holes it is mottled grey, green, brown and white colors with white quartz and grey translucent quartz, inclusions of host rock to 10%, as rounded masses, pods and masses of reddish and grey possible oxidized sulphides (sphal and py?) to 5%, roughly banded quartz				2.00			2.0	1.0				1.0	1.0		
12Car-06	8.53	17.68	Volc tuff	banded finely laminated grey to orange grey limonitic sideritic, minor spotted sections and irregular pods stretched along foliation, magnetic, moderately schisty				tr							1.0				
12Car-06				strong silification from 8.53 to 9.00															4
	eoh 58ft																		
12Car-07	0.00	1.48	C	casing through to 1.52, core obtained 1.48 to 1.52															
12Car-07	1.48	6.60	bas tuff	fine white spotted phenocrysts (altered Augite) in black matrix, crystal tuff or massive flow, weakly foliated aligned crytals, some larger rounded masses (fspar?) to 1cm size, single fspar large grain replaced by carbonate-silica, minor rusty patches oxidized weathered, slight pocky, irregular magnetic patches											2.0				
12Car-07	6.60	7.35	volc tuff	light to medium grey glassy silicified and weakly foliated schisty, laminated with minor rusty sections and foliated quartz carbonate to low 3%, not magnetic	7	lam	45												3
12Car-07	7.35	8.90	QV	patchy with rounded masses of host rock inclusions, grey green colors with glassy to white quartz flooding, slightly banded in more glassy sections to white massive sugary textured quartz, up to 30% inclusions of grey silicified rock, some cream colored siderite or other carbonate masses, little to no sulphides recognized, banded at end of vein at 60	8.9	vn	60												
12Car-07	8.90	17.98	volc tuff	schistose grey to slightly spotted grey and white, spatters of elongated foliated grains of possible tuff origin, white, slightly carbonate, minor oxidized pocky segments to 5cm, orange siderite stained from 11 to 13											1.0	1.0	2.0		3
12Car-07				8.9-9.6 strongly silicified at margin to vein, patchy and banded quartz flooded															
	eoh 60 ft																		
12Car-08	0.00	3.45	C	no casing marker, but no core till 3.45															
12Car-08	3.45	6.20	bas tuff	dark grey to black with brown oxidation, black fine matrix with fine white spotting (remnant crystals), highly oxidized with minor quartz banding of 4cm towards vein											2.0	2.0	1.0		
12Car-08	6.20	8.53	QV	about 50% rock inclusions in white slightly sugary textured quartz veining with lesser glassy quartz and grey quartz, mottled textured with some pocky oxidized washed surfaces, decomposed carbonate vuggy near 6.9, patchy blotches reddish masses oxidized carbonate or possible sphalerite	8	bands	65				tr					1.0	2.0		3

HOLE ID

Excalibur

2012 EXCALIBUR - Cariboo Drilling Program

HOLE ID	Depth (m)		Lith	Description	Structure			Mineralization					Alteration Scale: 0 - 5						
	From	To			Depth	Type	Angle	%Py	%Aspy	%Cpy	%Sph	%galena	Ser	Chl	Epi	Mag	FeOx	CO3	Silic
													Kspar						
12Car-14	32.38	35.97	volc tuff	med to dark grey, finely foliated to slightly more massive to end of hole, several remnant angular white crystal grains of 3mm size, 10% visible tuffaceous fragments and or mineral grains, slight sericitic appearance from 33 to 33.3, magnetic	33.5	lam	60						1.0			2.0			
	eoh 118																		
12Car-15	0.00	1.50	C	casing, some core above casing block about 15cm, schisty															
12Car-15	1.50	9.10	volc tuff	light grey to tan stained very foliated to schist over top of section, grades to more massive with carbonate pervasive and possible sericite-silica, rusty and pocky towards next section, gradational over 30cm section with segments intermixed	6	lam	45					1.0			2.0	1.0	2.0	1	
12Car-15	9.10	31.39	bas tuff	massive dark grey with white elongated fragments, elongated white fragment remnants, magnetic, progressively penetrative foliation from 23.7 to 26, and possible at end of section											2.0		1.0		
12Car-15				at 20.73 - vuggy cavity, oxidized															
12Car-15				at 21.3 - very oxidized vuggy pocky vein or pod, 2cm wide															
12Car-15				at 27.65 single 3cm quartz veinlet at 30, iron carbonate specks	27.65	vn	30												
12Car-15				hole ends in increasingly oxidized earthy core, possibly just in front of quartz - hole may be stopped early															
	eoh 103ft																		
12Car-16	0.00	1.55	C	casing through overburden with bits of bedrock cored from 1.52 to 1.55, broken bedrock															
12Car-16	1.55	4.25	bas tuff	mostly dark grey massive with some sections laminated to finely banded, few elongate white masses, minor sections fine laminated light grey sericitic looking at top of section											2.0	2.0	1.0		
12Car-16	4.25	4.67	QV	mottled brown sideritic and grey and white quartz with host rock inclusions, vuggy pocky oxidized carbonate, warpy roughly banded, irregular contact but mostly sharp	4.25	vn	40										2.0		
12Car-16	4.67	21.56	bas tuff	dark grey to black with white specks and spatters of elongated fragments and crystals, remnant square shaped plagioclase in places, massive to strongly foliated, elongate augened white grains to 3cm length, magnetic, moderately pocky oxidized and rusty from 9 to 10.1, oxidized siderite, more finely banded laminated from 14 to 20											2.0	1.0	2.0		
12Car-16				at 13.2 - single mass of banded quartz 3 bands of 2cm each, carbonate quartz	13.2	vn	35												
12Car-16				carbonate band at 21.3 pink cream colored, 2cm, very oxidized core from 21.4 to 22.45 leading to vein															
12Car-16	21.56	23.39	QV	pocky oxidized with remnant white quartz segments, siderite quartz mixed mottled veining with portions of host rock included to 30%, fine crystalline silver metallic at 21.58 close to fracture in quartz vein (spec hematite or other? Arseno, ga, Bi, Stib)							1.0		1.0		2.0	2.0			
12Car-16	23.39	35.97	volc tuff	finely laminated with elongate rounded grains and larger masses crystals and fragments, weakly weathered pocky outer surface from 23.8 to 24, slight warpy foliation, minor white quartz carbonate late fracture infills, minor siderite in warpy vein-pod at 38.95	39.2	lam	50								2.0		1.0		
	eoh 118																		
12Car-17	0.00	1.50	C	casing to 1.52, some core in box above casing, broken schisty volcanic															
12Car-17	1.50	7.40	bas tuff	dark grey to black with white spotting from fspar and fragment as rounded spots of 2 to 3mm size, carbonate in matrix pervasive, magnetic, only slightly oxidized at top of hole											1.0	1.0	1.0		
12Car-17	7.40	7.60	QV	bands of quartz veining, about 6 sharp bands of q carb white and orangeish to 50% of core	7.5	vn	45												
12Car-17	7.60	15.10	bas tuff	mostly massive textured dark grey to black with white networked matrix, mostly fine close packed black and white mineral and fine fragment grains, partly oxidized in place, weak carbonate pervasive, few fragments of 1 to 2cm rounded with minor elongation, becomes more foliated and very finely banded toward next section, mostly a textural change rather than a rock type change, siderite orange colored from 9.5-11.7											1.0	2.0	1.0		
12Car-17	15.10	23.77	volc tuff	similar to above except for fine laminations schisty, darker than other more felsic looking volc tuff, basaltic tuff that has been sheared more than usual, rounded elongated white remnant fragments up to 4cm size few, some laminations orange stained sideritic, possible weak hematite as red staining along some foliations, more broken and stronger siderite over bottom 1.5 m of section towards vein	16	lam	60								1.0	1.0	1.0		
12Car-17	23.77	25.10	QV	white quartz mixed in with strong orange carbonate and patches of host schisty rock, pocky surface from oxidized carbonate, dark brown and orange masses to mottled textured, about 50% rock inclusion in section, very oxidized 24 to 25,												2.0	2.0		

HOLE ID

Excalibur

2012 EXCALIBUR - Cariboo Drilling Program

HOLE ID	Depth (m)		Lith	Description	Structure			Mineralization					Alteration Scale: 0 - 5						
	From	To			Depth	Type	Angle	%Py	%Aspy	%Cpy	%Sph	%galena	Ser	Chl	Epi	Mag	FeOx	CO3	Silic
	Kspar																		
12Car-17	25.10	29.87	volc tuff	same as 23.77 section, dark grey to black finely banded warpy foliated remnant tuff textures as elongated grains and larger fragments along foliation, moderate carbonate along foliations as white grey 2mm wide bands, magnetic	29	lam	60											2.0	
eoh 98 ft																			
12Car-18	0.00	1.49	C	overburden and broken bedrock, cored in casing from 1.49 to 1.52															
12Car-18	1.49	20.79	bas tuff	dark grey to black with white interstitial network and white elongated fragments and crystal grains of up to 1cm size to 2%, magnetic (all core in hole is magnetic but for vein), foliated banded segments of 50cm length from 14 to 18.5, few bands of quartz carb along foliation 2mm size, minor rusty oxidation	14.5	lam	70									2.0	1.0	1.0	
12Car-18	20.79	22.00	QV	rusty oxidized to white banded with grey and orange sideritic sections, patches of brown carbonate as rounded masses to 1cm each totalling 30% of vein, mottled colors with 10% host rock inclusions	22	vn	75												
12Car-18	22.00	32.61	volc tuff	much the same as the basaltic tuff except for stron foliation, dark grey to black with white spotting, white spots are mostly elongated eye shaped augens from fesspar grains up to 1cm elongate to 20%, could be a fspar porphyry or crystal tuff originally													2.0		
12Car-18				28.85-28.95 3 qc veinlets banded within 5cm section, no rust or sulphides	28.85	vn	60												
12Car-18				29.5-29.7 quartz vein up to 10cm wide, few shiney silver speck galena								tr							
eoh 107																			
12Car-19	0.00	1.52	C	casing, small amount of rubbly bedrock above casing block															
12Car-19	1.52	23.86	bas tuff	dark grey with mottled white and white spots from fragments and crystals, foliated in places and altered to sericitic colors in short segments up to 10cm as grey massive texture, magnetic throughout, rusty oxidized from 1.52-2.5, increasingly banded foliated with depth, gradually going to volc tuff with remnant crystal augens, inter-banded volc tuff and bas tuff from 9 to 20, 10 to 20 cm sections strongly laminated with some sections of lighter colored possibly felsic tuff bedded with more mafic tuff, minor irregular shaped remnant quartz carbonate warpy vienlets	15.5	lam	60								2.0	1.0			
12Car-19				23.77-23.86 strongly oxidized rusty sideritic with remnant light grey banded tuff, contact to vein obscure															
12Car-19	23.86	24.92	QV	sections of remnant quartz veining in highly oxidized core, possibly 60% of section is decomposed oxidized host rock, very blotchy rounded brown sections oxidized carbonate, more carbonate and oxidized rock than quartz (10% qtz)															
12Car-19	24.92	32.92	volc tuff	dark grey to black possibly mafic volcanic that has been highly foliated to near schistose texture, boudins of remnant fspar grains to 5mm size, strong foliation with white qtz carb bands up to 3mm size crossing core	32	lam	60								2.0		1.0		
eoh 108ft																			
12Car-20	0.00	1.52	C	no core, 5cm rubble at top															
12Car-20	1.52	11.30	bas tuff	dark grey with mottled white and white spots from fragments and crystals, foliated in places, rusty oxidized from 5.7-8m, minor wispy quartz carb late stringers of 1 to 2mm size, gradational to next unit with increasing foliaton, likely a structural change more than rock type change													1.0	1.0	
12Car-20	11.30	21.77	volc tuff	finley foliated laminated in places schisty dark grey to med grey and white banded with few eye shaped boudins from fspar stretching, slightly rusty at top of section and from 19.9-21.7,	15	lam	60								2.0	1.0	1.0		
12Car-20	21.77	23.09	QV	variable quartz vein mixed with host rock up to 50%, very strong oxidized pocky and rusty from 20-20.3 and from 23-23.09, mottled to weakly banded white and grey quartz and orange to brownish carbonate, about 10% of segment is quartz, contacts oxidized appear sharp	21.77	vn	70												
12Car-20	23.09	29.00	volc tuff	light to med grfey with abundant orange siderite staining, magnetic, white wispy bands carbonate to 3% with lesser elongated mineral grains, somewhat broken earthy texture weathered in places, quite abrupt but fuzzy contact to bas tf	29	cntc	70												
eoh 98ft																			
12Car-21	0.00	1.52	C	overburden, no core															
12Car-21	1.52	14.80	bas tuff	usual black with mottled white interlaced matrix, white crystal and fragments, dark grey fine rounded crytalline fragmental, mostly massive with short sections slightly laminated foliated, magnetic, short sections of rusty brown oxidized pocky core, one open vug with ingrowths of quartz, calcite and rhodochrosite at 5.9, about 2cm by 4cm size, deep open cavity, somewhat gradational contact with increased portion of laminated fabric											2.0	1.0	1.0		

HOLE ID

Excalibur

2012 EXCALIBUR - Cariboo Drilling Program

HOLE ID	Depth (m)		Lith	Description	Structure			Mineralization					Alteration Scale: 0 - 5						
	From	To			Depth	Type	Angle	%Py	%Aspy	%Cpy	%Sph	%galena	Ser	Chl	Epi	Mag	FeOx	CO3	Silic
													Kspar						
12Car-23	37.00	47.85	volc tuff	light grey to orange siderite stained, many sections in and out of basaltic looking more dark and white spotted core, segments of each rock texture of 20 to 30cm length, several 5 to 10 cm quartz pods of white mottled with limonite altered host rock, remnant white fragments and crystal grains of 5mm elongate size											1.0	1.0	1		
12Car-23				at 38.9 - 5cm mass of white and brown siderite quartz, slight sugary	41.9	vn	75												
12Car-23				42.10 - 4cm quartz band, sharp contacts mostly white quartz slight sugary, breccia margins	45.11	vn	40												
12Car-23				possible seric silica siderite pervasive altered towards end of hole from 47-47.89															
	157 ft																		
12Car-24	0.00	4.40	C	Casing, no core															
12Car-24	4.40	32.92	volc tuff	very schistose finely banded with elongated variable colored remnant fragments rounded to 2-3mm width and up to 2cm elongate, possibly a heterolithic volcanic breccia-tuff, sericitic with patchy pervasive calcite, siderite stained throughout with few sections less orange colored, magnetic weak to strong in places, traces of very fine pyrite disseminated grains, magnetite specks visible in few places	30	lam	75	tr					3.0		4.0	2.0	1.0		
12Car-24				at 11m, very warpy banding in laminated schisty core, evidence of complex folding in rocks with sharp variable warpy folding															
12Car-24				26.8-30 black streaks appear to be very fine bands of magnetite, less than 1mm thick and up to 3% of core											5.0				
12Car-25	0.00	4.57	C	eoh 108 ft casing through overburden, some granitic pieces cored above first block for about 10cm, gravel															
12Car-25	4.57	32.61	volc tuff	tan to grey colored finely laminated foliated to schistose, remnant rounded elongate remnant tuff fragments heterolithic to about 3mm by 2cm size, pervasive carbonate reaction to acid, orange colored rusty patches siderite, pretty much constant texture throughout as finely banded compacted or sheared volcanic, sericitic shiney laminations throughout, actually a sericite schist?	17.5	lam	70	tr					3.0		3.0	2.0	1.0		
12Car-25				trace fine pyrite in places, minor															
12Car-25				31.3-32.5 fine black banding very magnetic, banded magnetite grains?											5.0				
12car-26	0	40.28	Volc tuff	brown to orangey brown to grey highly foliated to schistose, remnant tuffaceous breccia fragments elongated along foliation to commonly 2 to 3mm wide by 2cm long, rusty oxidized pocky segments where likely siderite or other carbonate has eroded, possible fine py to traces, magnetic, some black colored lamellae appear more magnetic possible fg magnetite, weak pervasive carbonate patchy fizzy areas under HCl, sericitic to muscovite shean along foliation, muscovite-sericite-carbonate schist, heterolithic tuff sheared	38	lam	55	tr					3.0		3.0	2.0			
12car-26	40.28	40.70	QV	quartz carbonate vein with brecciated fragments of sideritic schist to 40%, fragments of 1 to 3cm size angular, somewhat sugary textured quartz-carbonate white matrix ot vein, gradual increase in matrix material from 40.28 to 40.45, more veining 40.25-40.7 with sharp cutoff at lower contact, may be a cross cutting vein ie not along foliation, at slightly lower angle to ca, no sulphides noted but small dark grains are visible as possible oxidized Sp or Ga	40.46	cntct	30				tr	tr			2.0	3.0	4		
12car-26	40.70	42.10	Volc tuff	laminated grading to more massive toward next unit, pocky outer core possible washed away during drilling likely oxidized carbonate, some banding in laminations as possible original bedding layers in tuff, now more of a weakly schitose patchy laminated schisty tuff, grades to slightly more massive and darker grey tuffaceous texture with slightly visible white mineral grains (Fspar) to next unit															
12car-26	42.10	48.16	bas tuff	dark grey to med grey finely laminated to near massive by end of section, stretched elongated white mineral grains possible fspar to 5% equigranular 1mm size, also patchy white masses possible remnant breccia fragments now boudins eye shaped blebs to 5mm size, foliation grades from strong laminated texture to fine penetrative alignment of grains to near massive texture over last 10cm, weak epidote green color in last 20 to 30cm of core, patchy weak magnetics, few warpy remnant carbonate stringers of 2 to 3mm width mostly in bottom 2m of core	46	lam	60							1.0	1.0	1.0			
	eoh 158ft																		
12car-27	0.00	2.65	C	no core, likely broken bedrock, SK porpg															
12car-27	2.65	13.84	SK Porph	Silver King porphyr, feldspar to 30% as 2 to 3mm subhedral grains equidistributed in grey groundmass with few fine chlorite altered mafics of less than 1mm size flecks, competent hard slightly foliated with alignment of mineral grains, very few individual fine grains of py				tr					1.0						

HOLE ID

Excalibur

2012 EXCALIBUR - Cariboo Drilling Program

HOLE ID	Depth (m)		Lith	Description	Structure			Mineralization					Alteration Scale: 0 - 5								
	From	To			Depth	Type	Angle	%Py	%Aspy	%Cpy	%Sph	%galena	Ser	Chl	Epi	Mag	FeOx	CO3	Silic		
12car-27	13.84	73.05	Volc tuff	finley foliated and banded grey to orange and grey with weathering of carbonate, slightly warpy banded to folded in places, variable from tuffaceous as remnant stretched eye shaped grains or fragments to more sandy textured nearly massive in place, grades to more muscovite-sericite schist with stonger reddish orange oxidation, traces to 1% very fine grained py disseminate, magnetite as fine grained disseminate 14.33-14.37 2cm band of quartz carbonate with rusty patches, weakly graphic textured quartz siderite 30-42 strong orange and red stained very schistose muscovite on fractures, pocky weathered in places, more of a qtz carb musc seric schist finer grained sections may represent original ash tuff versus more banded and speckled volc tuff to breccia 51-53 strong orange stained with clayey decomposed sections over 5cm width, weathered schist 54-73 patchey grey colored and orange stained sideritic with continued strong foliation to schistose texture Gradational change from sericitic highly fine laminated to less laminated, darker grey more massive	66	lam	70	tr						3.0		1.0	1.0	3.0	3.0		
12car-27	73.05	108.50	bas tuff	dark grey with spots and streaks white from stretched elongated fragments of grey to grey-white feldspar quartz heterolithic, trends from more finely laminated penetrative foliation to more massive by 79 metres	74	lam	70								1.0	1.0		1.0		1	
12car-27				75.3 - quartz siderite banded vein 2mm thick at low to ca	75.3	vn	10														
12car-27				75.5-77 slightly clayey oxidized segments over 5cm sections, weathered decomposed																	
12car-27				77-83.1 more massive textured with small streaks remnant eye shaped fragments with late infilling warpy carbonate stringers and pods																	
12car-27								tr			tr										
12car-27				84.5-94 more massive textured dark grey fine grained with few eye shaped fragment remnants, gradational to more finely laminated with spots and specks of grey to white veinlets and fragment remnants to 5%																	
12car-27				94-102 slight increase in foliated to finely laminated and schistose through center of subsection, few quartz bands with minor late horsetail stringers to 1mm size, minor rusty oxide siderite stained																	
12car-27				increasing massive texture from 102 to 108, finely spotted texture with ggreen pervasive epidote throughout, more of a typical weakly altered basalt with minor 2 to 3mm wide veinlets white quartz-carb-fspar crossing and along core axis												2.0					
12car-27				gradational to next with more fine laminations and foliation changing over 50cm section																	
12car-27	108.50	121.01	Volc tuff	fine laminated grey to light grey to greenish grey, more blocky and less schistose than in previous volc tuffs, some sections more ash textured very light grey with minor remnant fragments or crystals, grades from darker grey to light grey top to bottom, grades to more laminated schistose over final 2m with orange staining from siderite common to volc tuff sections in upper parts of the hole	110	lam	75	tr								1.0					
12car-27				108.4-108.6 white quartz carbonate fspar banding or veinlet to 10cm width, very few malachite specks																3	
12car-27				traces of very fine malachite staining with areas of quartz banding, mostly in upper secitons of core																	
12car-27				109.3-109.7 few minor 1cm size quartz bands with 1 larger 10cm band graphic intergrowth fspar quartz, one blotch of malachite staining in close proximity to small vug	109.3	vn	60														3
12car-27				near 112m few 1 to 2cm size quartz siderite bands, warpy, along foliation in dark grey core banded with orange siderite, warpy laminations																	
12car-27				grades to slightly orange stained felsic muscovite-sericite carbonate schisty core from 118-121																	
eoh 397 ft																					
12car-28	0.00	3.05	C	casing , no core, about 5cm of rubble above first block, granitic pebbles																	
12car-28	3.05	16.15	Volc tuff	slight orange stained, mostly grey finely laminated foliated schistose with barely visible remnant tuff fragments and crystal as white spots elongate along foliation, sericite on foliations increasing in strength toward next section, disseminated py throughout as fine individual grains with some alignment along foliation, 1 to 2% overall, no magnetite, seems to be a different iron sulphide state of oxidation than in previous drillholes,	10	lam	75	2.00						3.0			1.0				

HOLE ID

Excalibur

2012 EXCALIBUR - Cariboo Drilling Program

HOLE ID	Depth (m)		Lith	Description	Structure			Mineralization					Alteration Scale: 0 - 5							
	From	To			Depth	Type	Angle	%Py	%Aspy	%Cpy	%Sph	%galena	Ser	Chl	Epi	Mag	FeOx	CO3	Silic	
													Kspar							
12car-28	76.93	79.40	Volc tuff	grey to orange brown with limonite staining, minor py as fg disseminate, few quartz bands of 1 to 3cm width near 78.7 alligne along foliation, grades to more grey colored and less limonitic toward end of section, weak remnant tuff texture - mostly finley laminated foliated schistose micaceous (sericite schist)	78.8	lam	75	1.00						3.0			1.0	1.0	1.0	
12car-28	79.40	79.70	QV	warpy quartz vein or pod, sections banded at top with schistose volcanic between, about 70% of section is veining, mottled white to grey quartz mixed with carbonate and possible kspar, near graphic growth, no apparent associated sulphides	79.7	vn	80													
12car-28	79.70	138.00	tuff/schist	grey very finely laminated to near massive textured fine grained, sandy gritty, moderately magnetic in places, few quartz carbonate tension gash infills to 3mm width to 1% overall, minor vugs and decomposed sections over 3 or 4cm width, very fine grained disseminated py throughout with weak alignment along foliation to 2 to 4% in 1m sections mostly below 85m depth, weak greenish color possible pervasive chlorite, possible lesser epidote very fine color changes 85-101 long monotonous sequence of grey finely foliated to massive looking schistose tuff, few quartz carbonate pods as remnant pockets of 1 to 3cm size, some eye shaped augened white possible fragment or vein remnants, magnetite and py as very fine grains mixed with about 2% py and 1% magnetite grains weakly aligned along foliation				2.00							1.0		1.0		1.0	
12car-28				101-101.4 section containing several warpy quartz pods and pockets with patchy chloritic margins, coarse quartz carbonate, near 101 quartz vuggy oxidized with margins of silvery metallic as prisms, sphalerite or hematite silvery color, red scratching, minor component of veining, veins total 20% of core in section				1.00			1.0				1.0				1.0	1
12car-28				101.4-116 - continued monotonous sequence of fine grained to sandy textured foliated to massive grey schistose tuff, magnetic over 10 to 50cm sections, py fg disseminate to 3% in places, mostly 1 to 2%, weak foliation and weak banding of grey and weak greenish colored component, minor rusty stained fracture surfaces, carbonate grey masses irregular shaped remnant vein or possible fragment from tuff, few late tension gash angular infills carbonate, white-grey and orange carbonate colors, minor (to 2% overall)	108	lam	80	2.00							1.0	1.0	1.0	1.0	1.0	
12car-28				116-125 increasing foliation to weakly schistose with minor orange stained siderite patches, still disseminated py to 2% and magnetic				2.00									1.0			
12car-28				126.5-128.5 patchy clay altered decomposed core with remnant breccia fragments encased within strong sericitic matrix, few segments with mariposite bright green blue color along foliation, late fault or shear within the foliated schistose shear, grades to warpy banded and crackly broken with infilling quartz carbonate veinlets and masses to 1 or 2cm size, some along core axis									3.0			1.0		2.0		1
12car-28				130.5 - reddish colored banded quartz carbonate vein along core low angle to core axis, 3mm wide	130.5	vn	15													1
12car-28				136.5- minor late fracture infilling quartz carbonate sharp edged with minor offsets, tension gash infillings																1
12car-28				137-138 gradual increase in sericitic clayey bands, grading towards next section with increased banding and foliation and decomposition of core to clay																
12car-28	138.00	156.06	mica sch	very foliated to platy core, similar to previous volc tuffs with schistosity but higher percentage of sericite with possible talc or clay, few segments with mariposite along foliation to very low percentage, sections completely decomposed to clay, with total loss of core from 145.39 to 148m (washed away by drilling), strong sericite, pocky core in places where carbonate may have been washed away, py disseminate fine grained to 2% throughout				2.00						3.0					1.0	
12car-28				core washed away from 145.39 to 151.49 with only a few specks of core, sludge from return was kept in a cup and is intended as a sample, from 151.49 to 153.62 there is about 50cm of core chips, also sampled																
			eoh 512 ft																	
12 car-29	0.00	4.57	C	casing, no core, about 5cm of rubble above first block, granitic pebbles																
12 car-29	4.57	5.18	obvd	cored through boulder of granite, coarse Nelson batholith overburden																
12 car-29	5.18	8.23	C	no core, advanced casing																
12 car-29	8.23	17.98	Volc tuff	dark grey with slightly lighter patches sericitic foliated to weakly schistose fine remnant tuffaceous texture, single quartz carbonate late infill graphic growth coarse 10cm band along foliation, fine diss py	12	lam	80	tr						2.0					1.0	1
12 car-29	17.98	20.60	Volc tuff	decomposed seric clay schisty core to talcy feeling near mush, platy, strongly foliated with slight increased py disseminate (phyllitic), chlorite on some foliation breaks, very minor mariposite				1.00						4.0	1.0					

hole id	sample id	fm m	to m	interval
12Car-01	2098351	8.53	10.28	1.75
12Car-01	2098352	11.58	14.63	3.05
12Car-01	2098353	17.68	20.73	3.05
12Car-01	2098354	45.11	48.16	3.05
12Car-01	2098355	48.16	51.21	3.05
12Car-01	2098356	52.96	54.25	1.29
12Car-01	2098357	54.25	54.75	0.50
12Car-01	2098358	54.75	57.30	2.55
12Car-01	2098359	57.30	58.30	1.00
12Car-01	2098360	blank		
12Car-01	2098361	58.30	60.35	2.05
12Car-01	2098362	60.35	63.20	2.85
12Car-01	2098363	63.20	63.70	0.50
12Car-01	2098364	63.70	66.95	3.25
12Car-01	2098365	68.90	69.30	0.40
12Car-01	2098366	72.50	75.59	3.09
12Car-01	2098367	75.59	78.64	3.05
12Car-01	2098368	standard 11A		
12Car-01	2098369	83.00	83.59	0.59
12Car-01	2098370	83.59	86.30	2.71
12Car-01	2098371	93.88	96.93	3.05
12Car-01	2098372	109.94	112.17	2.23
12Car-01	2098373	112.17	115.21	3.04
12Car-01	2098374	115.21	116.90	1.69
12Car-01	2098375	116.90	118.42	1.52
12Car-01	2098376	118.42	120.20	1.78
12Car-01	2098377	120.20	121.31	1.11
12Car-02	2098378	4.57	8.23	3.66
12Car-02	2098379	8.23	11.28	3.05
12Car-02	2098380	blank		
12Car-02	2098381	11.28	14.33	3.05
12Car-02	2098382	26.52	29.57	3.05
12Car-02	2098383	29.57	31.00	1.43
12Car-02	2098384	31.00	32.61	1.61
12Car-02	2098385	32.61	35.45	2.84
12Car-02	2098386	35.45	36.00	0.55
12Car-02	2098387	36.00	37.18	1.18
12Car-02	2098388	37.18	38.71	1.53
12Car-02	2098389	45.99	46.80	0.81
12Car-02	2098390	standard 11A		
12Car-02	2098391	46.80	48.90	2.10
12Car-02	2098392	48.90	50.90	2.00
12Car-02	2098393	50.90	53.95	3.05
12Car-02	2098394	53.95	54.42	0.47
12Car-02	2098395	54.42	57.00	2.58
12Car-02	2098396	63.09	66.14	3.05
12Car-02	2098397	72.00	73.00	1.00
12Car-02	2098398	73.00	74.30	1.30
12Car-02	2098399	74.30	75.29	0.99

hole id	sample id	fm m	to m	interval
12Car-02	2098400	75.29	78.33	3.04
12Car-02	2098401	81.38	84.43	3.05
12Car-02	2098402	91.80	93.57	1.77
12Car-02	2098403	93.57	98.61	5.04
12Car-02	2098404	98.61	99.40	0.79
12Car-02	2098405	99.40	102.72	3.32
12Car-03	2098406	4.14	4.75	0.61
12Car-03	2098407	blank		
12Car-03	2098408	4.75	6.35	1.60
12Car-03	2098409	6.35	8.53	2.18
12Car-03	2098410	8.53	11.58	3.05
12Car-03	2098411	11.58	14.63	3.05
12Car-03	2098412	standard 12		
12Car-03	2098413	14.63	17.68	3.05
12Car-03	2098414	17.68	20.73	3.05
12Car-03	2098415	20.73	22.10	1.37
12Car-03	2098416	22.10	23.00	0.90
12Car-03	2098417	23.00	23.77	0.77
12Car-03	2098418	33.20	33.90	0.70
12Car-03	2098419	33.90	36.86	2.96
12Car-03	2098420	39.01	42.06	3.05
12Car-03	2098421	42.06	45.11	3.05
12Car-03	2098422	57.30	60.35	3.05
12Car-03	2098423	60.35	63.40	3.05
12Car-03	2098424	71.35	74.40	3.05
12Car-03	2098425	81.69	84.73	3.04
12Car-03	2098426	87.78	90.83	3.05
12Car-03	2098427	96.93	99.97	3.04
12Car-04	2098429	2.30	3.97	1.67
12Car-04	2098430	Blank		
12Car-04	2098431	3.97	5.10	1.13
12Car-04	2098432	5.10	6.60	1.50
12Car-04	2098433	Standard 11a		
12Car-04	2098434	6.60	7.70	1.10
12Car-04	2098435	7.70	8.73	1.03
12Car-04	2098436	8.73	11.58	2.85
12Car-04	2098437	11.58	14.63	3.05
12Car-04	2098438	14.63	17.68	3.05
12Car-04	2098439	17.68	20.73	3.05
12Car-04	2098440	20.73	23.77	3.04
12Car-04	2098441	23.77	24.43	0.66
12Car-04	2098442	24.43	25.05	0.62
12Car-04	2098443	25.05	26.82	1.77
12Car-04	2098444	26.82	29.87	3.05
12Car-05	2098445	1.52	5.79	4.27
12Car-05	2098446	5.79	7.13	1.34
12Car-05	2098447	7.13	8.00	0.87
12Car-05	2098448	8.00	8.84	0.84
12Car-05	2098449	8.84	9.50	0.66

hole id	sample id	fm m	to m	interval
12Car-05	2098450	9.50	11.17	1.67
12Car-05	2098451	11.17	12.16	0.99
12Car-05	2098452	12.16	14.94	2.78
12Car-06	2098453	1.85	4.50	2.65
12Car-06	2098454	blank		
12Car-06	2098455	4.50	6.50	2.00
12Car-06	2098456	6.50	7.10	0.60
12Car-06	2098457	7.10	8.53	1.43
12Car-06	2098458	standard 11a		
12Car-06	2098459	8.53	9.15	0.62
12Car-06	2098460	9.15	11.58	2.43
12Car-06	2098461	11.58	14.63	3.05
12Car-06	2098462	14.63	15.35	0.72
12Car-06	2098463	15.35	17.68	2.33
12Car-07	2098464	4.60	6.35	1.75
12Car-07	2098465	6.35	7.35	1.00
12Car-07	2098466	7.35	8.84	1.49
12Car-07	2098467	8.84	9.70	0.86
12Car-07	2098468	9.70	11.89	2.19
12Car-08	2098469	3.45	5.49	2.04
12Car-08	2098470	5.49	6.20	0.71
12Car-08	2098471	6.20	7.00	0.80
12Car-08	2098472	7.00	8.24	1.24
12Car-08	2098473	blank		
12Car-08	2098474	8.24	8.53	0.29
12Car-08	2098475	8.53	10.16	1.63
12Car-09	2098476	2.80	5.49	2.69
12Car-09	2098477	standard 12		
12Car-09	2098478	5.49	6.30	0.81
12Car-09	2098479	6.30	6.73	0.43
12Car-09	2098480	6.73	7.52	0.79
12Car-09	2098481	7.52	8.08	0.56
12Car-09	2098482	8.08	10.75	2.67
12Car-09	2098483	10.75	11.58	0.83
12Car-10	2098484	21.10	22.50	1.40
12Car-10	2098485	22.50	23.28	0.78
12Car-10	2098486	23.28	23.66	0.38
12Car-10	2098487	23.66	24.75	1.09
12Car-10	2098488	24.75	26.52	1.77
12Car-10	2098489	44.81	47.85	3.04
12Car-11	2098490	10.63	11.58	0.95
12Car-11	2098491	20.73	23.77	3.04
12Car-11	2098492	23.77	24.76	0.99
12Car-11	2098493	blank		
12Car-11	2098494	24.76	26.10	1.34
12Car-11	2098495	26.10	27.80	1.70
12Car-12	2098496	5.49	7.98	2.49
12Car-12	2098497	7.98	8.37	0.39
12Car-12	2098498	8.37	9.35	0.98

hole id	sample id	fm m	to m	interval
12Car-12	2098499	23.77	25.60	1.83
12Car-12	2098500	25.60	27.10	1.50
12Car-12	2098501	27.10	29.87	2.77
12Car-13	2098502	5.49	8.05	2.56
12Car-13	2098503	8.05	8.78	0.73
12Car-13	2098504	standard 11a		
12Car-13	2098505	8.78	8.97	0.19
12Car-13	2098506	8.97	11.58	2.61
12Car-13	2098507	23.77	25.75	1.98
12Car-13	2098508	25.75	26.85	1.10
12Car-13	2098509	26.85	28.10	1.25
12Car-13	2098510	28.10	29.87	1.77
12Car-14	2098511	5.49	8.53	3.04
12Car-14	2098512	8.53	11.58	3.05
12Car-14	2098513	26.82	29.70	2.88
12Car-14	2098514	blank		
12Car-14	2098515	29.70	30.10	0.40
12Car-14	2098516	30.10	32.38	2.28
12Car-14	2098517	32.38	32.92	0.54
12Car-14	2098518	32.92	35.97	3.05
12Car-15	2098519	5.49	8.53	3.04
12Car-15	2098520	8.53	11.58	3.05
12Car-15	2098521	27.50	30.40	2.90
12Car-15	2098522	30.40	31.39	0.99
12Car-16	2098523	1.92	4.25	2.33
12Car-16	2098524	4.25	4.76	0.51
12Car-16	2098525	standard 12		
12Car-16	2098526	4.76	7.10	2.34
12Car-16	2098527	7.10	8.53	1.43
12Car-16	2098528	8.53	11.58	3.05
12Car-16	2098529	20.73	21.56	0.83
12Car-16	2098530	21.56	22.11	0.55
12Car-16	2098531	22.11	23.39	1.28
12Car-16	2098532	23.39	23.93	0.54
12Car-16	2098533	23.93	26.82	2.89
12Car-16	2098534	32.92	35.92	3.00
12Car-17	2098535	6.31	7.35	1.04
12Car-17	2098536	blank		
12Car-17	2098537	7.35	7.65	0.30
12Car-17	2098538	7.65	8.53	0.88
12Car-17	2098539	8.53	11.58	3.05
12Car-17	2098540	20.73	23.18	2.45
12Car-17	2098541	23.18	23.77	0.59
12Car-17	2098542	23.77	25.10	1.33
12Car-17	2098543	25.10	26.82	1.72
12Car-18	2098544	17.37	19.05	1.68
12Car-18	2098545	standard 11a		
12Car-18	2098546	19.05	20.79	1.74
12Car-18	2098547	20.79	22.00	1.21

hole id	sample id	fm m	to m	interval
12Car-18	2098548	22.00	23.47	1.47
12Car-18	2098549	23.47	26.52	3.05
12Car-18	2098550	26.52	28.77	2.25
12Car-18	2098551	28.77	29.80	1.03
12Car-18	2098552	29.80	32.61	2.81
12Car-19	2098553	20.73	22.95	2.22
12Car-19	2098554	22.95	23.86	0.91
12Car-19	2098555	23.86	24.92	1.06
12Car-19	2098556	blank		
12Car-19	2098557	24.92	26.82	1.90
12Car-19	2098558	29.87	32.92	3.05
12Car-20	2098559	17.68	19.91	2.23
12Car-20	2098560	19.91	21.75	1.84
12Car-20	2098561	21.75	23.09	1.34
12Car-20	2098562	23.09	24.35	1.26
12Car-20	2098563	26.82	29.87	3.05
12Car-21	2098564	6.80	8.30	1.50
12Car-21	2098565	standard 12		
12Car-21	2098566	17.68	20.73	3.05
12Car-21	2098567	20.73	22.60	1.87
12Car-21	2098568	22.60	23.80	1.20
12Car-21	2098569	23.80	25.30	1.50
12Car-21	2098570	25.30	27.13	1.83
12Car-22	2098571	5.92	6.50	0.58
12Car-22	2098572	10.18	10.70	0.52
12Car-22	2098573	42.06	43.50	1.44
12Car-22	2098574	43.50	44.90	1.40
12Car-22	2098575	44.90	45.90	1.00
12Car-22	2098576	45.90	48.16	2.26
12Car-22	2098577	48.16	54.21	6.05
12Car-23	2098578	1.52	5.49	3.97
12Car-23	2098579	7.00	7.80	0.80
12Car-23	2098580	blank		
12Car-23	2098581	7.80	8.51	0.71
12Car-23	2098582	8.51	10.50	1.99
12Car-23	2098583	10.50	11.39	0.89
12Car-23	2098584	11.39	12.39	1.00
12Car-23	2098585	28.68	29.87	1.19
12Car-23	2098586	29.87	30.67	237
12Car-23	2098587	standard 11a		
12Car-23	2098588	30.67	32.72	2.05
12Car-23	2098589	38.44	39.01	0.57
12Car-23	2098590	41.84	42.62	0.78
12Car-23	2098591	45.11	47.85	2.74
12Car-24	2098592	11.58	14.63	3.05
12Car-24	2098593	20.73	23.77	3.04
12Car-24	2098594	29.87	32.92	3.05
12Car-25	2098595	8.23	11.28	3.05
12Car-25	2098596	14.33	17.37	3.04

hole id	sample id	fm m	to m	interval
12Car-25	2098597	23.47	26.52	3.05
12Car-25	2098598	29.57	32.61	3.04
12Car-26	2098599	20.73	23.77	3.04
12Car-26	2098600	26.82	29.87	3.05
12Car-26	2098601	blank		
12Car-26	2098602	35.97	39.01	3.04
12Car-26	2098603	39.01	40.28	1.27
12Car-26	2098604	40.28	40.7	0.42
12Car-26	2098605	40.7	42.06	1.36
12Car-26	2098606	42.06	45.11	3.05
12Car-26	2098607	standard 11a		
12Car-26	2098608	45.11	48.16	3.05
12Car-27	2098609	11.28	13.84	2.56
12Car-27	2098610	13.84	14.65	0.81
12Car-27	2098611	14.65	16.5	1.85
12Car-27	2098612	17.37	20.42	3.05
12Car-27	2098613	29.57	32.61	3.04
12Car-27	2098614	35.66	38.71	3.05
12Car-27	2098615	38.71	41.76	3.05
12Car-27	2098616	50.99	53.95	2.96
12Car-27	2098617	60.05	63.09	3.04
12Car-27	2098618	66.14	69.19	3.05
12Car-27	2098619	69.19	71.3	2.11
12Car-27	2098620	71.3	73.05	1.75
12Car-27	2098621	73.05	75.29	2.24
12Car-27	2098622	81.38	82.8	1.42
12Car-27	2098623	82.8	84.43	1.63
12Car-27	2098624	84.43	87.48	3.05
12Car-27	2098625	90.53	93.57	3.04
12Car-27	2098626	96.62	99.67	3.05
12Car-27	2098627	99.67	102.72	3.05
12Car-27	2098628	105.77	108.15	2.38
12Car-27	2098629	108.15	108.81	0.66
12Car-27	2098630	108.81	109.6	0.79
12Car-27	2098631	109.6	110.73	1.13
12Car-27	2098632	110.73	112.8	2.07
12Car-27	2098633	112.8	114.91	2.11
12Car-27	2098634	114.91	117.96	3.05
12Car-27	2098635	117.96	121.01	3.05
12Car-28	2098636	5.18	8.23	3.05
12Car-28	2098637	8.23	11.28	3.05
12Car-28	2098638	11.28	14.33	3.05
12Car-28	2098639	14.33	16.15	1.82
12Car-28	2098640	16.15	17.95	1.80
12Car-28	2098641	blank		
12Car-28	2098642	17.95	20.42	2.47
12Car-28	2098643	20.42	22.9	2.48
12Car-28	2098644	22.9	24.42	1.52
12Car-28	2098645	24.42	26.52	2.10

hole id	sample id	fm m	to m	interval
12Car-28	2098646	26.52	29.57	3.05
12Car-28	2098647	29.57	32.81	3.24
12Car-28	2098648	32.81	34.4	1.59
12Car-28	2098649	standard cdn 11a		
12Car-28	2098650	34.4	35.66	1.26
12Car-28	2098651	35.66	38.71	3.05
12Car-28	2098652	38.71	41.76	3.05
12Car-28	2098653	41.76	44.81	3.05
12Car-28	2098654	44.81	47.85	3.04
12Car-28	2098655	47.85	48.75	0.90
12Car-28	2098656	48.75	50.9	2.15
12Car-28	2098657	50.9	52.6	1.70
12Car-28	2098658	52.6	53	0.40
12Car-28	2098659	53	53.95	0.95
12Car-28	2098660	53.95	57	3.05
12Car-28	2098661	57	60.05	3.05
12Car-28	2098662	60.05	63.09	3.04
12Car-28	2098663	63.09	65.7	2.61
12Car-28	2098664	69.55	72.84	3.29
12Car-28	2098665	76.93	78.5	1.57
12Car-28	2098666	78.5	79.3	0.80
12Car-28	2098667	blank		
12Car-28	2098668	79.3	79.8	0.50
12Car-28	2098669	79.8	81.38	1.58
12Car-28	2098670	81.38	84.43	3.05
12Car-28	2098671	84.43	87.48	3.05
12Car-28	2098672	90.53	93.57	3.04
12Car-28	2098673	96.62	99.67	3.05
12Car-28	2098674	99.67	100.9	1.23
12Car-28	2098675	standard cdn 12		
12Car-28	2098676	100.9	101.5	0.6
12Car-28	2098677	101.5	102.72	1.22
12Car-28	2098678	105.77	108.81	3.04
12Car-28	2098679	111.86	114.91	3.05
12Car-28	2098680	117.96	121.01	3.05
12Car-28	2098681	124.05	126.75	2.7
12Car-28	2098682	126.75	127.7	0.95
12Car-28	2098683	127.7	130.15	2.45
12Car-28	2098684	130.15	133.2	3.05
12Car-28	2098685	133.2	136.25	3.05
12Car-28	2098686	136.25	139.29	3.04
12Car-28	2098687	139.29	142.34	3.05
12Car-28	2098688	142.34	145.39	3.05
12Car-28	2098689	blank		
12Car-28	2098690	145.39	148.44	3.05
12Car-28	2098691	151.49	153.62	2.13
12Car-28	2098692	153.62	156.06	2.44
12Car-28	2098693	11.28	14.33	3.05
12Car-28	2098694	14.33	17.37	3.04

hole id	sample id	fm m	to m	interval
12Car-28	2098695	17.37	17.98	0.61
12Car-28	2098696	17.98	20.6	2.62
12Car-28	2098697	20.6	22.86	2.26
12Car-28	2098698	25.76	28.4	2.64
12Car-28	2098699	28.4	30.4	2
12Car-28	2098700	30.4	32.61	2.21
12Car-28	2098701	standard cdn 11a		
12Car-28	2098702	35.66	38.71	3.05
12Car-28	2098703	38.71	41.76	3.05
12Car-28	2098704	41.76	44.81	3.05
12Car-29	2098705	44.81	47.85	3.04
12Car-29	2098706	47.85	50.9	3.05
12Car-29	2098707	50.9	54.05	3.15
12Car-29	2098708	54.4	57	2.6
12Car-29	2098709	57	60.7	3.7
12Car-29	2098710	60.7	63.09	2.39
12Car-29	2098711	63.09	66.14	3.05
12Car-29	2098712	69.19	72.24	3.05
12Car-29	2098713	blank		
12Car-29	2098714	90.53	93.57	3.04
12Car-29	2098715	96.62	99.67	3.05
12Car-29	2098716	99.67	102.72	3.05
12Car-29	2098717	105.77	108.81	3.04
12Car-29	2098718	108.81	111.86	3.05
12Car-29	2098719	111.86	114.91	3.05
12Car-29	2098720	114.91	117.96	3.05
12Car-29	2098721	117.96	121.01	3.05
12Car-29	2098722	standard cdn 11a		
12Car-29	2098723	121.01	124.05	3.04
12Car-29	2098724	124.05	127.1	3.05

HOLE ID	FROM (m)	TO (m)	INT (m)	REC (m)	REC %	RQD(m)	RQD %	Fractures	NOTES
12CAR-01	0.00	5.49	5.49	3.34	61	0.33	10	>35	
12CAR-01	5.49	8.53	3.04	2.94	97	0.46	16	>35	
12CAR-01	8.53	11.58	3.05	3.20	105	0.14	4	>35	
12CAR-01	11.58	14.63	3.05	2.88	94	0.36	13	>35	
12CAR-01	14.63	17.68	3.05	2.86	94	0.00	0	>35	
12CAR-01	17.68	20.73	3.05	3.02	99	0.00	0	>35	
12CAR-01	20.73	23.77	3.04	2.95	97	0.00	0	>35	
12CAR-01	23.77	26.82	3.05	3.27	107	0.48	15	>35	
12CAR-01	26.82	29.87	3.05	2.83	93	1.06	37	>35	
12CAR-01	29.87	32.92	3.05	3.10	102	0.81	26		29
12CAR-01	32.92	35.97	3.05	3.05	100	1.31	43		30
12CAR-01	35.97	39.01	3.04	3.14	103	0.78	25	>35	
12CAR-01	39.01	42.06	3.05	2.95	97	0.87	29	>35	
12CAR-01	42.06	45.11	3.05	2.61	86	1.07	41		26
12CAR-01	45.11	48.16	3.05	3.02	99	0.65	22	>35	
12CAR-01	48.16	51.21	3.05	3.18	104	0.78	25	>35	
12CAR-01	51.21	54.25	3.04	3.03	100	0.42	14	>35	
12CAR-01	54.25	57.30	3.05	2.88	94	1.14	40		28
12CAR-01	57.30	60.35	3.05	3.04	100	1.19	39	>35	
12CAR-01	60.35	63.40	3.05	3.05	100	1.36	45		27
12CAR-01	63.40	66.45	3.05	2.98	98	1.18	40		34
12CAR-01	66.45	69.49	3.04	3.12	103	0.39	13	>35	
12CAR-01	69.49	72.54	3.05	3.04	100	2.10	69		22
12CAR-01	72.54	75.59	3.05	2.95	97	1.03	35		32
12CAR-01	75.59	78.64	3.05	3.05	100	2.36	77		33
12CAR-01	78.64	81.69	3.05	3.05	100	2.04	67		20
12CAR-01	81.69	84.73	3.04	3.04	100	2.16	71		23
12CAR-01	84.73	87.78	3.05	3.06	100	1.94	63		26
12CAR-01	87.78	90.83	3.05	2.94	96	1.70	58		27
12CAR-01	90.83	93.88	3.05	3.01	99	1.64	54		29
12CAR-01	93.88	96.93	3.05	2.96	97	0.69	23	>35	
12CAR-01	96.93	99.97	3.04	3.05	100	1.49	49		30
12CAR-01	99.97	103.02	3.05	3.05	100	1.18	39		32
12CAR-01	103.02	106.07	3.05	3.06	100	1.44	47		33
12CAR-01	106.07	109.12	3.05	2.98	98	1.88	63		22
12CAR-01	109.12	112.17	3.05	3.03	99	1.71	56		32
12CAR-01	112.17	115.21	3.04	3.05	100	2.34	77		23
12CAR-01	115.21	118.26	3.05	2.99	98	1.36	45	>35	
12CAR-01	118.26	121.31	3.05	3.01	99	1.99	66		18
12CAR-01	EOH								
12CAR-02	4.57	5.18	0.61	0.00	0	0.00			
12CAR-02	5.18	8.23	3.05	2.95	97	0.29	10	>35	
12CAR-02	8.23	11.28	3.05	3.08	101	0.24	8	>35	
12CAR-02	11.28	14.33	3.05	2.95	97	0.26	9	>35	
12CAR-02	14.33	17.37	3.04	2.96	97	0.25	8	>35	
12CAR-02	17.37	20.42	3.05	3.05	100	0.12	4	>35	
12CAR-02	20.42	23.47	3.05	3.04	100	0.49	16		33
12CAR-02	23.47	26.52	3.05	3.14	103	0.52	17	>35	
12CAR-02	26.52	29.57	3.05	3.00	98	0.40	13	>35	
12CAR-02	29.57	32.61	3.04	3.00	99	1.66	55		25
12CAR-02	32.61	35.66	3.05	3.07	101	2.64	86		16
12CAR-02	35.66	38.71	3.05	3.20	105	1.21	38		25
12CAR-02	38.71	41.76	3.05	3.00	98	2.47	82		15
12CAR-02	41.76	44.81	3.05	3.05	100	1.82	60		23
12CAR-02	44.81	47.85	3.04	3.05	100	1.52	50		27
12CAR-02	47.85	50.90	3.05	3.11	102	0.85	27		30
12CAR-02	50.90	53.95	3.05	3.02	99	1.78	59		24
12CAR-02	53.95	57.00	3.05	3.04	100	1.23	40		20
12CAR-02	57.00	60.05	3.05	3.00	98	2.53	84		8
12CAR-02	60.05	63.09	3.04	3.05	100	2.05	67		18
12CAR-02	63.09	66.14	3.05	2.85	93	1.68	59		13
12CAR-02	66.14	69.19	3.05	3.03	99	1.70	56		16

HOLE ID	FROM (m)	TO (m)	INT (m)	REC (m)	REC %	RQD(m)	RQD %	Fractures	NOTES
12CAR-02	69.19	72.24	3.05	3.00	98	1.54	51	19	
12CAR-02	72.24	75.29	3.05	3.10	102	0.31	10	>35	
12CAR-02	75.29	78.33	3.05	3.05	100	0.17	6	>35	
12CAR-02	78.33	81.38	3.05	3.06	100	0.10	3	>35	
12CAR-02	81.38	84.43	3.05	3.00	98	0.20	7	>35	
12CAR-02	84.43	87.48	3.05	2.98	98	0.10	3	>35	
12CAR-02	87.48	90.53	3.05	3.12	102	0.20	6		33
12CAR-02	90.53	93.57	3.05	3.04	100	1.31	43		30
12CAR-02	93.57	96.62	3.05	3.01	99	1.48	49		31
12CAR-02	96.62	99.67	3.05	3.03	99	1.48	49		34
12CAR-02	99.67	102.72	3.05	3.00	98	1.49	50		30
12CAR-02	EOH								
12CAR-03	0.00	5.49	5.49	3.36	61	1.30	39		33
12CAR-03	5.49	8.53	3.04	2.80	92	1.00	36		34
12CAR-03	8.53	11.58	3.05	3.17	104	1.05	33		32
12CAR-03	11.58	14.63	3.05	2.83	93	0.56	20	>35	
12CAR-03	14.63	17.68	3.05	3.14	103	0.49	16	>35	
12CAR-03	17.68	20.73	3.05	3.06	100	1.06	35	>35	
12CAR-03	20.73	23.77	3.04	2.98	98	1.58	53		24
12CAR-03	23.77	26.82	3.05	3.20	105	1.92	60	>35	
12CAR-03	26.82	29.87	3.05	3.06	100	1.71	56		23
12CAR-03	29.87	32.92	3.05	2.92	96	2.30	79		10
12CAR-03	32.92	35.97	3.05	2.72	89	1.84	68		15
12CAR-03	35.97	39.01	3.04	2.98	98	2.53	85		14
12CAR-03	39.01	42.06	3.05	3.08	101	2.27	74		18
12CAR-03	42.06	45.11	3.05	2.94	96	0.82	28	>35	
12CAR-03	45.11	48.16	3.05	2.98	98	0.77	26	>35	
12CAR-03	48.16	51.21	3.05	3.12	102	0.71	23	>35	
12CAR-03	51.21	54.25	3.04	3.01	99	0.24	8	>35	
12CAR-03	54.25	57.30	3.05	3.04	100	0.00	0	>35	
12CAR-03	57.30	60.35	3.05	3.04	100	0.55	18	>35	
12CAR-03	60.35	63.40	3.05	3.06	100	0.24	8	>35	
12CAR-03	63.40	66.45	3.05	3.03	99	1.88	62		22
12CAR-03	66.45	69.49	3.04	2.98	98	1.04	35		32
12CAR-03	69.49	72.54	3.05	3.00	98	1.69	56		26
12CAR-03	72.54	75.59	3.05	3.00	98	0.68	23	>35	Broken
12CAR-03	75.59	78.64	3.05	3.13	103	1.21	39		26
12CAR-03	78.64	81.69	3.05	3.10	102	2.47	80		16
12CAR-03	81.69	84.73	3.04	2.99	98	1.29	43		27
12CAR-03	84.73	87.78	3.05	3.05	100	1.90	62		18
12CAR-03	87.78	90.83	3.05	2.95	97	1.47	50		34
12CAR-03	90.83	93.88	3.05	3.07	101	1.57	51		29
12CAR-03	93.88	96.93	3.05	3.00	98	1.78	59		27
12CAR-03	96.93	99.97	3.04	3.05	100	1.11	36		32
12CAR-03	EOH								
12CAR-04	0.00	5.49	5.49	3.04	55	1.02	34		33
12CAR-04	5.49	8.53	3.04	2.97	98	2.52	85		12
12CAR-04	8.53	11.58	3.05	3.05	100	2.42	79		15
12CAR-04	11.58	14.63	3.05	2.84	93	2.05	72		16
12CAR-04	14.63	17.68	3.05	2.15	70	0.82	38		23 2' wash
12CAR-04	17.68	20.73	3.05	2.97	97	1.98	67		22
12CAR-04	20.73	23.77	3.04	2.97	98	2.61	88		14
12CAR-04	23.77	26.82	3.05	3.00	98	2.43	81		14
12CAR-04	26.82	29.87	3.05	2.94	96	2.02	69		15
12CAR-04	EOH								
12CAR-05	1.52	5.79	4.27	3.30	77	2.74	83		14
12CAR-05	5.79	8.84	3.05	3.00	98	2.35	78		10
12CAR-05	8.84	11.89	3.05	2.81	92	2.00	71		10
12CAR-05	11.89	14.94	3.05	3.05	100	2.30	75		11
12CAR-05	EOH								
12CAR-06	0.00	1.52	1.52	0.50	33	0.10	20		6
12CAR-06	1.52	5.49	3.97	3.48	88	0.88	25		34

HOLE ID	FROM (m)	TO (m)	INT (m)	REC (m)	REC %	RQD(m)	RQD %	Fractures	NOTES
12CAR-06	5.49	8.53	3.04	3.12	103	2.36	76	19	
12CAR-06	8.53	11.58	3.05	2.45	80	1.24	51	22	
12CAR-06	11.58	14.63	3.05	3.11	102	2.00	64	24	
12CAR-06	14.63	17.68	3.05	2.86	94	1.37	48	30	
12CAR-06	EOH								
12CAR-07	0.00	5.79	5.79	4.49	78	2.18	49	30	
12CAR-07	5.79	8.84	3.05	2.82	92	2.23	79	13	
12CAR-07	8.84	11.89	3.05	2.96	97	2.40	81	12	
12CAR-07	11.89	14.94	3.05	3.00	98	1.96	65	17	
12CAR-07	14.94	17.98	3.04	2.89	95	1.88	65	17	
12CAR-07	EOH								
12CAR-08	0.00	5.49	5.49	2.13	39	0.68	32	21	
12CAR-08	5.49	8.53	3.04	2.69	88	1.68	62	16	
12CAR-08	8.53	11.58	3.05	2.91	95	1.38	47	24	
12CAR-08	11.58	14.63	3.05	2.96	97	1.10	37	30	
12CAR-08	EOH								
12CAR-09	0.00	5.49	5.49	2.84	52	0.61	21	34	
12CAR-09	5.49	8.53	3.04	3.09	102	2.12	69	19	
12CAR-09	8.53	11.58	3.05	2.90	95	1.18	41	29	
12CAR-09	11.58	14.63	3.05	2.95	97	1.38	47	21	
12CAR-09	EOH								
12CAR-10	0.00	1.52	1.52	0.25	16	0.00	0	14	
12CAR-10	1.52	5.18	3.66	3.13	86	0.20	6 >35		
12CAR-10	5.18	8.23	3.05	2.96	97	1.00	34 >35		
12CAR-10	8.23	11.28	3.05	3.07	101	1.58	51	23	
12CAR-10	11.28	14.33	3.05	2.97	97	2.60	88	12	
12CAR-10	14.33	17.37	3.04	3.02	99	2.33	77	12	
12CAR-10	17.37	20.42	3.05	3.02	99	2.06	68	15	
12CAR-10	20.42	23.47	3.05	2.92	96	1.75	60	25	
12CAR-10	23.47	26.52	3.05	3.10	102	0.72	23 >35		Broken rock
12CAR-10	26.52	29.57	3.05	3.02	99	1.34	44 >35		Broken rock
12CAR-10	29.57	32.61	3.04	3.00	99	1.81	60	18	
12CAR-10	32.61	35.66	3.05	2.93	96	1.93	66	22	
12CAR-10	35.66	38.71	3.05	2.94	96	1.65	56	23	
12CAR-10	38.71	41.76	3.05	3.02	99	1.22	40	22	
12CAR-10	41.76	44.81	3.05	2.95	97	2.16	73	12	
12CAR-10	44.81	47.85	3.04	2.96	97	2.20	74	13	
12CAR-10	EOH								
12CAR-11	0.00	1.52	1.52	0.24	16	0.00	0	12	
12CAR-11	1.52	5.49	3.97	2.77	70	0.00	0 >35		
12CAR-11	5.49	8.53	3.04	3.02	99	0.36	12 >35		
12CAR-11	8.53	11.58	3.05	3.12	102	1.75	56	18	
12CAR-11	11.58	14.63	3.05	3.00	98	1.22	41	25	
12CAR-11	14.63	17.68	3.05	3.10	102	2.13	69	10	
12CAR-11	17.68	20.73	3.05	3.04	100	2.24	74	10	
12CAR-11	20.73	23.77	3.04	3.04	100	2.40	79	14	
12CAR-11	23.77	26.82	3.05	3.00	98	1.90	63	15	
12CAR-11	26.82	29.87	3.05	3.00	98	2.23	74	17	
12CAR-11	29.87	32.92	3.05	3.10	102	2.53	82	14	
12CAR-11	EOH		#VALUE!		#VALUE!		#DIV/0!		
12CAR-12	0.00	5.49	5.49	2.10	38	0.00	0 >35		
12CAR-12	5.49	8.53	3.04	3.19	105	0.99	31 >35		
12CAR-12	8.53	11.58	3.05	3.04	100	1.51	50	24	
12CAR-12	11.58	14.63	3.05	3.04	100	2.37	78	12	
12CAR-12	14.63	17.68	3.05	3.13	103	1.52	49	21	
12CAR-12	17.68	20.73	3.05	2.96	97	2.47	83	15	
12CAR-12	20.73	23.77	3.04	3.20	105	1.28	40	26	
12CAR-12	23.77	26.82	3.05	3.04	100	1.63	54	22	
12CAR-12	26.82	29.87	3.05	3.10	102	2.34	75	23	
12CAR-12	EOH								
12CAR-13	0.00	1.52	1.52	0.29	19	0.00	0	12	
12CAR-13	1.52	5.49	3.97	3.20	81	0.22	7 >35		

HOLE ID	FROM (m)	TO (m)	INT (m)	REC (m)	REC %	RQD(m)	RQD %	Fractures	NOTES
12CAR-13	5.49	8.53	3.04	2.97	98	1.74	59	31	
12CAR-13	8.53	11.58	3.05	3.01	99	2.54	84	13	
12CAR-13	11.58	14.63	3.05	2.88	94	1.90	66	16	
12CAR-13	14.63	17.68	3.05	2.85	93	1.75	61	15	
12CAR-13	17.68	20.73	3.05	3.30	108	1.98	60	23	
12CAR-13	20.73	23.77	3.04	2.97	98	2.05	69	17	
12CAR-13	23.77	26.82	3.05	2.97	97	1.79	60	13	
12CAR-13	26.82	29.87	3.05	3.13	103	2.56	82	21	
12CAR-13	29.87	32.92	3.05	2.54	83	1.72	68	21	
12CAR-13	EOH								
12CAR-14	0.00	1.52	1.52	0.49	32	0.00	0	11	
12CAR-14	1.52	5.49	3.97	3.14	79	0.00	0	>35	
12CAR-14	5.49	8.53	3.04	3.35	110	0.52	16	>35	
12CAR-14	8.53	11.58	3.05	2.96	97	1.79	60	19	
12CAR-14	11.58	14.63	3.05	3.10	102	1.73	56	20	
12CAR-14	14.63	17.68	3.05	2.92	96	1.90	65	14	
12CAR-14	17.68	20.73	3.05	3.18	104	2.04	64	14	
12CAR-14	20.73	23.77	3.04	2.92	96	1.34	46	16	
12CAR-14	23.77	26.82	3.05	2.95	97	0.98	33	31	
12CAR-14	26.82	29.87	3.05	3.16	104	1.87	59	25	
12CAR-14	29.87	32.92	3.05	2.20	72	0.54	25	26	
12CAR-14	32.92	35.97	3.05	3.10	102	1.55	50	24	
12CAR-14	EOH								
12CAR-15	0.00	1.52	1.52	0.34	22	0.00	0	12	
12CAR-15	1.52	5.49	3.97	2.37	60	0.00	0	>35	
12CAR-15	5.49	8.53	3.04	2.72	89	0.59	22	33	
12CAR-15	8.53	11.58	3.05	2.53	83	1.40	55	20	
12CAR-15	11.58	14.63	3.05	3.17	104	2.66	84	9	
12CAR-15	14.63	17.68	3.05	3.12	102	1.49	48	19	
12CAR-15	17.68	20.73	3.05	3.17	104	1.94	61	19	
12CAR-15	20.73	23.77	3.04	3.18	105	2.33	73	14	
12CAR-15	23.77	26.82	3.05	3.12	102	1.60	51	21	
12CAR-15	26.82	29.87	3.05	3.14	103	1.99	63	19	
12CAR-15	29.87	31.39	1.52	1.32	87	0.72	55	8	
12CAR-15	EOH								
12CAR-16	1.52	5.49	3.97	3.13	79	1.25	40	29	
12CAR-16	5.49	8.53	3.04	2.86	94	1.58	55	24	
12CAR-16	8.53	11.58	3.05	3.11	102	1.63	52	21	
12CAR-16	11.58	14.63	3.05	3.18	104	2.07	65	18	
12CAR-16	14.63	17.68	3.05	3.15	103	1.44	46	22	
12CAR-16	17.68	20.73	3.05	3.17	104	0.89	28	27	
12CAR-16	20.73	23.77	3.04	2.71	89	0.82	30	23	
12CAR-16	23.77	26.82	3.05	2.81	92	1.19	42	22	
12CAR-16	26.82	29.87	3.05	2.98	98	1.77	59	21	
12CAR-16	29.87	32.92	3.05	3.00	98	1.84	61	28	
12CAR-16	32.92	35.97	3.05	3.07	101	1.20	39	23	
12CAR-16	EOH								
12CAR-17	0.00	1.52	1.52	0.22	14	0.00	0	6	
12CAR-17	1.52	5.49	3.97	3.17	80	1.24	39	34	
12CAR-17	5.49	8.53	3.04	3.13	103	1.60	51	19	
12CAR-17	8.53	11.58	3.05	2.95	97	1.47	50	17	
12CAR-17	11.58	14.63	3.05	3.13	103	1.45	46	19	
12CAR-17	14.63	17.68	3.05	3.12	102	1.50	48	28	
12CAR-17	17.68	20.73	3.05	3.17	104	1.21	38	19	
12CAR-17	20.73	23.77	3.04	2.81	92	0.82	29	>35	
12CAR-17	23.77	26.82	3.05	2.68	88	1.19	44	23	
12CAR-17	26.82	29.87	3.05	3.12	102	1.74	56	22	
12CAR-17	EOH								
12CAR-18	0.00	1.52	1.52	0.32	21	0.10	31	4	
12CAR-18	1.52	5.18	3.66	3.31	90	0.58	18	>35	
12CAR-18	5.18	8.23	3.05	3.11	102	1.21	39	32	
12CAR-18	8.23	11.28	3.05	2.95	97	1.74	59	19	

HOLE ID	FROM (m)	TO (m)	INT (m)	REC (m)	REC %	RQD(m)	RQD %	Fractures	NOTES
12CAR-18	11.28	14.33	3.05	2.98	98	1.21	41	43	
12CAR-18	14.33	17.37	3.04	3.10	102	1.23	40	34	
12CAR-18	17.37	20.42	3.05	3.00	98	1.10	37	26	
12CAR-18	20.42	23.47	3.05	3.05	100	1.64	54	26	
12CAR-18	23.47	26.52	3.05	2.97	97	1.46	49	27	
12CAR-18	26.52	29.57	3.05	2.95	97	1.43	48	24	
12CAR-18	29.57	32.61	3.04	3.01	99	1.92	64	21	
12CAR-18	EOH								
12CAR-19	0.00	1.52	1.52	0.26	17	0.00	0	0	
12CAR-19	1.52	5.49	3.97	2.98	75	1.35	45	10	
12CAR-19	5.49	8.53	3.04	3.24	107	1.52	47	25	
12CAR-19	8.53	11.58	3.05	3.10	102	1.59	51	25	
12CAR-19	11.58	14.63	3.05	3.02	99	1.28	42	25	
12CAR-19	14.63	17.68	3.05	2.90	95	1.92	66	30	
12CAR-19	17.68	20.73	3.05	3.00	98	1.56	52	18	
12CAR-19	20.73	23.77	3.04	2.95	97	1.99	67	24	
12CAR-19	23.77	26.82	3.05	2.58	85	0.79	31	32	
12CAR-19	26.82	29.87	3.05	2.38	78	1.28	54	23	
12CAR-19	29.87	32.92	3.05	3.02	99	1.09	36	15	
12CAR-19	EOH								
12CAR-20	1.52	5.49	3.97	3.15	79	1.48	47	17	
12CAR-20	5.49	8.53	3.04	2.63	87	0.88	33	32	
12CAR-20	8.53	11.58	3.05	3.00	98	1.65	55	28	
12CAR-20	11.58	14.63	3.05	3.18	104	0.47	15	25	
12CAR-20	14.63	17.68	3.05	3.04	100	1.37	45	>35	
12CAR-20	17.68	20.73	3.05	3.01	99	1.34	45	33	
12CAR-20	20.73	23.77	3.04	2.95	97	1.71	58	28	
12CAR-20	23.77	26.82	3.05	3.25	107	0.72	22	24	
12CAR-20	26.82	29.87	3.05	3.12	102	1.55	50	27	
12CAR-20	EOH								
12CAR-21	1.52	5.49	3.97	3.22	81	1.58	49	>35	
12CAR-21	5.49	8.53	3.04	3.16	104	2.01	64	19	
12CAR-21	8.53	11.58	3.05	2.82	92	1.71	61	16	
12CAR-21	11.58	14.63	3.05	3.12	102	1.79	57	21	
12CAR-21	14.63	17.68	3.05	3.05	100	1.72	56	24	
12CAR-21	17.68	20.73	3.05	1.87	61	0.62	33	19	3' wash
12CAR-21	20.73	23.77	3.04	2.83	93	1.09	39	26	
12CAR-21	23.77	26.82	3.05	2.42	79	1.32	55	25	
12CAR-21	26.82	29.87	3.05	2.88	94	1.00	35	30	
12CAR-21	29.87	32.92	3.05	3.13	103	1.88	60	26	
12CAR-21	EOH								
12CAR-22	1.29	1.52	0.23	0.23	100	0.00	0	12	
12CAR-22	1.52	5.49	3.97	3.49	88	0.40	11	>35	
12CAR-22	5.49	8.53	3.04	3.10	102	0.22	7	>35	
12CAR-22	8.53	11.58	3.05	2.87	94	0.85	30	>35	
12CAR-22	11.58	14.63	3.05	3.16	104	0.75	24	>35	
12CAR-22	14.63	17.68	3.05	2.86	94	0.66	23	33	
12CAR-22	17.68	20.73	3.05	2.90	95	1.85	64	19	
12CAR-22	20.73	23.77	3.04	2.98	98	1.63	55	29	
12CAR-22	23.77	26.82	3.05	3.08	101	1.64	53	24	
12CAR-22	26.82	29.87	3.05	3.14	103	1.26	40	34	
12CAR-22	29.87	32.92	3.05	3.09	101	2.25	73	15	
12CAR-22	32.92	35.97	3.05	3.06	100	1.73	57	19	
12CAR-22	35.97	39.01	3.04	2.94	97	2.14	73	18	
12CAR-22	39.01	42.06	3.05	3.03	99	1.54	51	23	
12CAR-22	42.06	45.11	3.05	3.14	103	2.42	77	17	
12CAR-22	45.11	48.16	3.05	3.01	99	2.03	67	19	
12CAR-22	48.16	51.21	3.05	3.00	98	1.55	52	28	
12CAR-22	EOH								
12CAR-23	1.29	1.52	0.23	0.23	100	0.00	0	10	
12CAR-23	1.52	5.49	3.97	3.44	87	0.52	15	>35	
12CAR-23	5.49	8.53	3.04	3.20	105	0.62	19	33	

HOLE ID	FROM (m)	TO (m)	INT (m)	REC (m)	REC %	RQD(m)	RQD %	Fractures	NOTES
12CAR-23	8.53	11.58	3.05	2.95	97	0.83	28	32	
12CAR-23	11.58	14.63	3.05	2.86	94	0.98	34	34	
12CAR-23	14.63	17.68	3.05	2.77	91	0.97	35	>35	
12CAR-23	17.68	20.73	3.05	2.93	96	1.02	35	>35	
12CAR-23	20.73	23.77	3.04	2.81	92	1.94	69	24	
12CAR-23	23.77	26.82	3.05	2.51	82	1.43	57	25	
12CAR-23	26.82	29.87	3.05	3.14	103	1.37	44	29	
12CAR-23	29.87	32.92	3.05	2.99	98	1.60	54	23	
12CAR-23	32.92	35.97	3.05	2.94	96	2.08	71	17	
12CAR-23	35.97	39.01	3.04	3.00	99	2.12	71	13	
12CAR-23	39.01	42.06	3.05	2.94	96	1.49	51	26	
12CAR-23	42.06	45.11	3.05	3.08	101	2.13	69	17	
12CAR-23	45.11	47.85	2.74	2.78	101	2.08	75	17	
12CAR-23	EOH								
12CAR-24	4.40	4.57	0.17	0.17	100	0.00	0	4	
12CAR-24	4.57	5.49	0.92	0.66	72	0.00	0	22	
12CAR-24	5.49	8.53	3.04	3.37	111	0.35	10	>35	
12CAR-24	8.53	11.58	3.05	2.92	96	0.62	21	>35	
12CAR-24	11.58	14.63	3.05	3.08	101	0.00	0	>35	
12CAR-24	14.63	17.68	3.05	3.20	105	0.58	18	>35	
12CAR-24	17.68	20.73	3.05	3.26	107	0.51	16	30	Broken Rock
12CAR-24	20.73	23.77	3.04	3.16	104	1.67	53	34	
12CAR-24	23.77	26.82	3.05	3.11	102	0.92	30	33	
12CAR-24	26.82	29.87	3.05	3.10	102	1.66	54	34	
12CAR-24	29.87	32.92	3.05	3.12	102	1.80	58	26	
12CAR-24	EOH								
12CAR-25	4.40	4.57	0.17	0.17	100	0.00	0	6	
12CAR-25	4.57	8.23	3.66	3.41	93	0.00	0	>35	
12CAR-25	8.23	11.28	3.05	2.99	98	0.22	7	>35	
12CAR-25	11.28	14.33	3.05	3.16	104	0.34	11	>35	
12CAR-25	14.33	17.37	3.04	3.25	107	0.46	14	>35	
12CAR-25	17.37	20.42	3.05	3.09	101	0.70	23	>35	
12CAR-25	20.42	23.47	3.05	2.96	97	0.25	8	>35	
12CAR-25	23.47	26.52	3.05	3.12	102	1.31	42	30	
12CAR-25	26.52	29.57	3.05	3.14	103	1.80	57	32	
12CAR-25	29.57	32.61	3.04	2.99	98	1.82	61	27	
12CAR-25	EOH								
12CAR-26	4.65	4.88	0.23	0.23	100	0.00	0	6	
12CAR-26	4.88	5.49	0.61	0.52	85	0.00	0	12	
12CAR-26	5.49	8.53	3.04	3.16	104	0.29	9	>35	
12CAR-26	8.53	11.58	3.05	3.08	101	1.20	39	>35	
12CAR-26	11.58	14.63	3.05	3.10	102	0.56	18	>35	
12CAR-26	14.63	17.68	3.05	2.85	93	1.34	47	34	
12CAR-26	17.68	20.73	3.05	3.29	108	1.43	43	34	
12CAR-26	20.73	23.77	3.04	3.07	101	2.20	72	29	
12CAR-26	23.77	26.82	3.05	2.88	94	0.59	20	28	
12CAR-26	26.82	29.87	3.05	2.59	85	0.99	38	34	
12CAR-26	29.87	32.92	3.05	2.74	90	1.35	49	31	
12CAR-26	32.92	35.97	3.05	3.09	101	1.98	64	26	
12CAR-26	35.97	39.01	3.04	3.12	103	1.54	49	29	
12CAR-26	39.01	42.06	3.05	2.97	97	0.92	31	30	
12CAR-26	42.06	45.11	3.05	3.06	100	2.41	79	20	
12CAR-26	45.11	48.16	3.05	3.05	100	2.47	81	14	
12CAR-26	EOH								
12CAR-27	2.65	3.05	0.40	0.40	100	0.00	0	14	
12CAR-27	3.05	5.18	2.13	2.07	97	0.58	28	27	
12CAR-27	5.18	8.23	3.05	2.74	90	0.85	31	30	
12CAR-27	8.23	11.28	3.05	2.96	97	1.20	41	34	
12CAR-27	11.28	14.33	3.05	3.05	100	1.39	46	29	
12CAR-27	14.33	17.37	3.04	3.01	99	0.69	23	34	
12CAR-27	17.37	20.42	3.05	3.04	100	0.67	22	>35	
12CAR-27	20.42	23.47	3.05	3.14	103	0.47	15	>35	

HOLE ID	FROM (m)	TO (m)	INT (m)	REC (m)	REC %	RQD(m)	RQD %	Fractures	NOTES
12CAR-27	23.47	26.52	3.05	3.04	100	0.38		13 >35	
12CAR-27	26.52	29.57	3.05	3.11	102	0.14		5 >35	
12CAR-27	29.57	32.61	3.04	2.95	97	0.22		7 >35	
12CAR-27	32.61	35.66	3.05	3.14	103	0.14		4 >35	
12CAR-27	35.66	38.71	3.05	3.04	100	0.00		0 >35	
12CAR-27	38.71	41.76	3.05	2.88	94	0.14		5 >35	
12CAR-27	41.76	44.81	3.05	3.11	102	0.00		0 >35	
12CAR-27	44.81	47.85	3.04	3.02	99	0.45		15 >35	
12CAR-27	47.85	50.90	3.05	3.03	99	0.00		0 >35	
12CAR-27	50.90	53.95	3.05	3.00	98	0.56		19 >35	
12CAR-27	53.95	57.00	3.05	3.12	102	0.30		10 >35	
12CAR-27	57.00	60.05	3.05	3.15	103	0.40		13 >35	
12CAR-27	60.05	63.09	3.04	3.06	101	1.68		55	27
12CAR-27	63.09	66.14	3.05	3.02	99	1.24		41	24
12CAR-27	66.14	69.19	3.05	2.96	97	0.54		18	34
12CAR-27	69.19	72.24	3.05	2.99	98	0.96		32	30
12CAR-27	72.24	75.29	3.05	3.03	99	2.08		69	26
12CAR-27	75.29	78.33	3.05	2.89	95	1.57		54	21
12CAR-27	78.33	81.38	3.05	3.06	100	2.36		77	14
12CAR-27	81.38	84.43	3.05	2.97	97	2.48		84	15
12CAR-27	84.43	87.48	3.05	3.01	99	1.86		62	17
12CAR-27	87.48	90.53	3.05	3.01	99	2.76		92	9
12CAR-27	90.53	93.57	3.05	3.03	99	2.77		91	8
12CAR-27	93.57	96.62	3.05	3.07	101	2.63		86	12
12CAR-27	96.62	99.67	3.05	3.05	100	2.10		69	21
12CAR-27	99.67	102.72	3.05	3.05	100	2.36		77	13
12CAR-27	102.72	105.77	3.05	3.00	98	2.70		90	10
12CAR-27	105.77	108.81	3.05	3.00	98	2.14		71	16
12CAR-27	108.81	111.86	3.05	3.05	100	0.60		20 >35	
12CAR-27	111.86	114.91	3.05	3.13	103	0.36		12 >35	
12CAR-27	114.91	117.96	3.05	3.09	101	0.52		17 >35	
12CAR-27	117.96	121.01	3.05	3.02	99	0.48		16 >35	
12CAR-27	EOH								
12CAR-28	2.97	3.05	0.08	0.08	100	0.00		0	4
12CAR-28	3.05	5.18	2.13	1.77	83	0.00		0 >35	
12CAR-28	5.18	8.23	3.05	2.89	95	0.00		0 >35	
12CAR-28	8.23	11.28	3.05	3.03	99	0.17		6 >35	
12CAR-28	11.28	14.33	3.05	3.27	107	0.00		0 >35	
12CAR-28	14.33	17.37	3.04	2.79	92	0.77		28 >35	
12CAR-28	17.37	20.42	3.05	3.29	108	0.13		4 >35	
12CAR-28	20.42	23.47	3.05	2.91	95	0.82		28 >35	
12CAR-28	23.47	26.52	3.05	2.99	98	0.72		24 >35	
12CAR-28	26.52	29.57	3.05	3.02	99	1.38		46	34
12CAR-28	29.57	32.61	3.04	3.01	99	1.39		46 >35	
12CAR-28	32.61	35.66	3.05	2.91	95	1.27		44	35
12CAR-28	35.66	38.71	3.05	2.80	92	0.23		8 >35	
12CAR-28	38.71	41.76	3.05	3.07	101	1.60		52	32
12CAR-28	41.76	44.81	3.05	3.03	99	1.73		57 >35	
12CAR-28	44.81	47.85	3.04	3.00	99	0.84		28 >35	
12CAR-28	47.85	50.90	3.05	3.00	98	1.03		34 >35	
12CAR-28	50.90	53.95	3.05	3.08	101	0.47		15 >35	
12CAR-28	53.95	57.00	3.05	3.11	102	0.94		30 >35	
12CAR-28	57.00	60.05	3.05	2.72	89	0.27		10 >35	
12CAR-28	60.05	63.09	3.04	3.12	103	0.23		7 >35	
12CAR-28	63.09	66.14	3.05	2.95	97	0.68		23 >35	
12CAR-28	66.14	69.19	3.05	2.77	91	1.74		63	22
12CAR-28	69.19	72.24	3.05	2.98	98	1.00		34 >35	
12CAR-28	72.24	75.29	3.05	2.98	98	2.26		76	10
12CAR-28	75.29	78.33	3.05	3.08	101	1.56		51	29
12CAR-28	78.33	81.38	3.05	2.85	94	0.92		32 >35	
12CAR-28	81.38	84.43	3.05	3.02	99	0.42		14 >35	
12CAR-28	84.43	87.48	3.05	2.88	94	1.68		58	30

HOLE ID	FROM (m)	TO (m)	INT (m)	REC (m)	REC %	RQD(m)	RQD %	Fractures	NOTES
12CAR-28	87.48	90.53	3.05	3.01	99	1.39	46	>35	
12CAR-28	90.53	93.57	3.05	3.08	101	0.62	20	>35	
12CAR-28	93.57	96.62	3.05	3.13	103	1.15	37	>35	
12CAR-28	96.62	99.67	3.05	3.09	101	1.50	49	>35	
12CAR-28	99.67	102.72	3.05	2.70	89	0.74	27	>35	
12CAR-28	102.72	105.77	3.05	3.04	100	1.43	47	>35	
12CAR-28	105.77	108.81	3.05	2.83	93	1.40	49	>35	
12CAR-28	108.81	111.86	3.05	3.05	100	0.88	29	>35	
12CAR-28	111.86	114.91	3.05	3.06	100	0.87	28	>35	
12CAR-28	114.91	117.96	3.05	3.11	102	1.85	59		33
12CAR-28	117.96	121.01	3.05	2.89	95	1.36	47		32
12CAR-28	121.01	124.05	3.04	3.17	104	0.79	25	>35	
12CAR-28	124.05	127.10	3.05	2.96	97	0.92	31	>35	
12CAR-28	127.10	130.15	3.05	3.10	102	1.86	60		25
12CAR-28	130.15	133.20	3.05	2.93	96	2.19	75	>35	
12CAR-28	133.20	136.25	3.05	2.99	98	1.22	41	>35	
12CAR-28	136.25	139.29	3.04	2.97	98	0.44	15	>35	
12CAR-28	139.29	142.34	3.05	1.92	63	0.00	0	>35	ruble
12CAR-28	142.34	145.39	3.05	2.36	77	0.00	0	>35	
12CAR-28	145.39	148.44	3.05	0.10	3	0.00	0	>35	9.5wash
12CAR-28	148.44	151.49	3.05	0.10	3	0.00	0	>35	9.5wash
12CAR-28	151.49	153.62	2.13	0.77	36	0.00	0	>35	block
12CAR-28	153.62	156.06	2.44	2.00	82	0.10	5	>35	ruble
12CAR-28	EOH								
12CAR-29	4.57	5.18	0.61	1.02	167	0.40	39		16
12CAR-29	5.18	8.23	3.05	0.17	6	0.00	0		10
12CAR-29	8.23	11.28	3.05	0.70	23	0.14	20	>35	
12CAR-29	11.28	14.33	3.05	1.55	51	0.72	46	>35	
12CAR-29	14.33	17.37	3.04	3.09	102	1.13	37	>35	
12CAR-29	17.37	19.35	1.98	1.74	88	0.28	16	>35	
12CAR-29	19.35	22.86	3.51	1.92	55	0.00	0	>35	
12CAR-29	22.86	25.76	2.90	2.55	88	0.00	0	>35	
12CAR-29	25.76	26.52	0.76	0.80	105	0.28	35		12
12CAR-29	26.52	29.57	3.05	3.06	100	1.50	49	>35	
12CAR-29	29.57	32.61	3.04	2.95	97	0.98	33		31
12CAR-29	32.61	35.66	3.05	2.89	95	0.47	16	>35	
12CAR-29	35.66	38.71	3.05	2.90	95	0.22	8	>35	
12CAR-29	38.71	41.76	3.05	3.04	100	0.15	5	>35	
12CAR-29	41.76	44.81	3.05	2.70	89	0.58	21	>35	
12CAR-29	44.81	47.85	3.04	2.96	97	1.07	36		23
12CAR-29	47.85	50.90	3.05	2.99	98	1.15	38		34
12CAR-29	50.90	53.95	3.05	3.06	100	1.36	44		32
12CAR-29	53.95	57.00	3.05	2.99	98	1.77	59		23
12CAR-29	57.00	60.05	3.05	3.05	100	2.70	89		8
12CAR-29	60.05	63.09	3.04	3.10	102	1.25	40		24
12CAR-29	63.09	66.14	3.05	2.86	94	0.62	22	>35	
12CAR-29	66.14	69.19	3.05	2.84	93	0.91	32	>35	
12CAR-29	69.19	72.24	3.05	2.81	92	1.38	49		17
12CAR-29	72.24	75.29	3.05	3.10	102	1.99	64		20
12CAR-29	75.29	78.33	3.04	2.92	96	1.34	46		26
12CAR-29	78.33	81.38	3.05	3.00	98	0.65	22	>35	
12CAR-29	81.38	84.43	3.05	2.84	93	1.92	68		15
12CAR-29	84.43	87.48	3.05	2.92	96	1.76	60		22
12CAR-29	87.48	90.53	3.05	3.05	100	1.40	46		20
12CAR-29	90.53	93.57	3.04	3.06	101	1.82	59		16
12CAR-29	93.57	96.62	3.05	3.14	103	1.75	56		14
12CAR-29	96.62	99.67	3.05	3.09	101	2.42	78		10
12CAR-29	99.67	102.72	3.05	2.92	96	2.30	79		16
12CAR-29	102.72	105.77	3.05	3.15	103	1.31	42		28
12CAR-29	105.77	108.81	3.04	2.95	97	1.74	59		22
12CAR-29	108.81	111.86	3.05	2.86	94	0.82	29	>35	
12CAR-29	111.86	114.91	3.05	3.12	102	0.94	30	>35	

HOLE ID	FROM (m)	TO (m)	INT (m)	REC (m)	REC %	RQD(m)	RQD %	Fractures	NOTES
12CAR-29	114.91	117.96	3.05	2.90	95	0.93	32	32	
12CAR-29	117.96	121.01	3.05	3.04	100	0.89	29	>35	
12CAR-29	121.01	124.05	3.04	2.88	95	0.66	23	>35	
12CAR-29	124.05	127.10	3.05	3.06	100	2.51	82	17	
12CAR-29	EOH								

CDN Resource Laboratories Ltd.

#2, 20148 – 102nd Avenue, Langley, B.C., Canada, V1M 4B4, 604-882-8422, Fax: 604-882-8466 (www.cdnlabs.com)

STANDARD REFERENCE MATERIAL: CDN-CM-11A

Recommended values and the “Between Lab” Two Standard Deviations

Gold	1.014 g/t ± 0.106 g/t	Certified value
Copper	0.332 % ± 0.012 %	Certified value
Molybdenum	0.038 % ± 0.004 %	Certified value

Note: Standards with an RSD of near or less than 5% are certified; RSD's of between 5% and 15% are provisional; RSD's over 15% are indicated. Provisional and indicated values cannot be used to monitor accuracy with a high degree of certainty.

PREPARED BY: CDN Resource Laboratories Ltd.

CERTIFIED BY: Duncan Sanderson, B.Sc., Licensed Assayer of British Columbia

INDEPENDENT GEOCHEMIST: Dr. Barry Smee., Ph.D., P. Geo.

DATE OF CERTIFICATION: May 10, 2011

ORIGIN OF REFERENCE MATERIAL:

Standard CDN-CM-11A was prepared using a North American calc-alkalic copper-gold-molybdenum porphyry ore. It is derived from altered granodiorite, mafic to intermediate volcanic and volcanoclastic sedimentary rocks. Mineralization is principally pyrite, chalcopyrite and molybdenite that occurs in veins, stockworks and disseminations. 705 kg of this ore was blended with 8 kg of a Cu-Au-Mo concentrate.

METHOD OF PREPARATION:

Reject ore material was dried, crushed, pulverized and then passed through a 270 mesh screen. The +270 material was discarded. The -270 material was mixed for 5 days in a double-cone blender. Splits were taken and sent to 15 commercial laboratories for round robin assaying.

Approximate chemical composition (by whole rock analysis) is as follows:

	Percent		Percent
SiO ₂	74.1	MgO	1.3
Al ₂ O ₃	9.8	K ₂ O	1.1
Fe ₂ O ₃	5.3	TiO ₂	0.4
CaO	2.3	LOI	1.7
Na ₂ O	2.7	S	0.4
C	0.1		

Statistical Procedures:

The final limits were calculated after first determining if all data was compatible within a spread normally expected for similar analytical methods done by reputable laboratories. Data from any one laboratory was removed from further calculations when the mean of all analyses from that laboratory failed a t test of the global means of the other laboratories. The means and standard deviations were calculated using all remaining data. Any analysis that fell outside of the mean ±2 standard deviations was removed from the ensuing data base. The mean and standard deviations were again calculated using the remaining data. This method is different from that used by Government agencies in that the actual “between-laboratory” standard deviation is used in the calculations. This produces upper and lower limits that reflect actual individual analyses rather than a grouped set of analyses. The limits can therefore be used to monitor accuracy from individual analyses, unlike the Confidence Limits published on other standards.

CDN Resource Laboratories Ltd.

#2, 20148 – 102nd Avenue, Langley, B.C., Canada, V1M 4B4, 604-882-8422, Fax: 604-882-8466 (www.cdnlabs.com)

STANDARD REFERENCE MATERIAL: CDN-CM-12

Recommended values and the “Between Lab” Two Standard Deviations

Gold: **0.686 ± 0.072 g/t**
Copper: **0.917 ± 0.044 %**
Molybdenum: **0.112 ± 0.012 %**

PREPARED BY: CDN Resource Laboratories Ltd.
CERTIFIED BY: Duncan Sanderson, B.Sc., Licensed Assayer of British Columbia
INDEPENDENT GEOCHEMIST: Dr. Barry Smee., Ph.D., P. Geo.
DATE OF CERTIFICATION: January 31, 2011

ORIGIN OF REFERENCE MATERIAL:

Standard CDN-CM-12 was prepared using a North American calc-alkalic copper-gold-molybdenum porphyry ore. It is derived from altered granodiorite, mafic to intermediate volcanic and volcanoclastic sedimentary rocks. Mineralization is principally pyrite, chalcopyrite and molybdenite that occurs in veins, stockworks and disseminations. 710 kg of this ore was blended with 20 kg of a Cu-Au-Mo concentrate.

METHOD OF PREPARATION:

Reject ore material was dried, crushed, pulverized and then passed through a 270 mesh screen. The +270 material was discarded. The -270 material was mixed for 5 days in a double-cone blender. Splits were taken and sent to 15 commercial laboratories for round robin assaying.

Approximate chemical composition (by whole rock analysis) is as follows:

	Percent		Percent
SiO ₂	61.6	MgO	2.5
Al ₂ O ₃	14.1	K ₂ O	4.2
Fe ₂ O ₃	7.9	TiO ₂	0.6
CaO	2.4	LOI	3.1
Na ₂ O	2.1	S	2.0
C	0.3		

Statistical Procedures:

The final limits were calculated after first determining if all data was compatible within a spread normally expected for similar analytical methods done by reputable laboratories. Data from any one laboratory was removed from further calculations when the mean of all analyses from that laboratory failed a t test of the global means of the other laboratories. The means and standard deviations were calculated using all remaining data. Any analysis that fell outside of the mean ±2 standard deviations was removed from the ensuing data base. The mean and standard deviations were again calculated using the remaining data. This method is different from that used by Government agencies in that the actual “between-laboratory” standard deviation is used in the calculations. This produces upper and lower limits that reflect actual individual analyses rather than a grouped set of analyses. The limits can therefore be used to monitor accuracy from individual analyses, unlike the Confidence Limits published on other standards.

Results from round-robin assaying are displayed on the following page.



1020 Cordova St. East Vancouver BC V6A 4A3 Canada

Acme Analytical Laboratories (Vancouver) Ltd.

www.acmelab.com

Client: Excalibur Resources Ltd.

Suite 400, 20 Adelaide Street East
Toronto ON M5C 2T6 Canada

Submitted By: Tim Andrew
Receiving Lab: Canada-Vancouver
Received: October 22, 2012
Report Date: October 27, 2012
Page: 1 of 4

CERTIFICATE OF ANALYSIS

VAN12005013.1

CLIENT JOB INFORMATION

Project: Cariboo
Shipment ID: 12 Excal-1
P.O. Number
Number of Samples: 77

SAMPLE PREPARATION AND ANALYTICAL PROCEDURES

Table with 6 columns: Method Code, Number of Samples, Code Description, Test Wgt (g), Report Status, Lab. Contains two rows of sample preparation and analysis data.

SAMPLE DISPOSAL

DISP-PLP Dispose of Pulp After 90 days
DISP-RJT Dispose of Reject After 90 days

ADDITIONAL COMMENTS

Acme does not accept responsibility for samples left at the laboratory after 90 days without prior written instructions for sample storage or return.

Invoice To: Excalibur Resources Ltd.
Suite 400, 20 Adelaide Street East
Toronto ON M5C 2T6
Canada

CC: Perry Grunenberg
Andrew Roberts



This report supersedes all previous preliminary and final reports with this file number dated prior to the date on this certificate. Signature indicates final approval; preliminary reports are unsigned and should be used for reference only. All results are considered the confidential property of the client. Acme assumes the liabilities for actual cost of analysis only. Results apply to samples as submitted. ** asterisk indicates that an analytical result could not be provided due to unusually high levels of interference from other elements.



Acme Analytical Laboratories (Vancouver) Ltd.
 1020 Cordova St. East Vancouver BC V6A 4A3 Canada
 Phone (604) 253-3158 Fax (604) 253-1716

www.acmelab.com

Client: **Excalibur Resources Ltd.**
 Suite 400, 20 Adelaide Street East
 Toronto ON M5C 2T6 Canada

Project: Cariboo
 Report Date: October 27, 2012

Page: 2 of 4

Part: 1 of 1

CERTIFICATE OF ANALYSIS

VAN12005013.1

Method Analyte Unit MDL	WGHT	1DX15	1DX15	1DX15	1DX15	1DX15	1DX15	1DX15	1DX15	1DX15	1DX15	1DX15	1DX15	1DX15	1DX15	1DX15	1DX15	1DX15	1DX15	1DX15	1DX15
	Wgt	Mo	Cu	Pb	Zn	Ag	Ni	Co	Mn	Fe	As	Au	Th	Sr	Cd	Sb	Bi	V	Ca	P	
	kg	ppm	ppm	ppm	ppm	ppm	ppm	ppm	ppm	%	ppb	ppb	ppm	ppm	ppm	ppm	ppm	ppm	%	%	
	0.01	0.1	0.1	0.1	1	0.1	0.1	0.1	1	0.01	0.5	0.5	0.1	1	0.1	0.1	0.1	2	0.01	0.001	
G1	Prep Blank	<0.01	<0.1	1.6	4.8	51	<0.1	3.8	4.5	598	1.96	<0.5	2.6	5.2	59	<0.1	<0.1	0.1	35	0.46	0.079
G1	Prep Blank	<0.01	0.1	1.6	7.5	53	<0.1	4.2	4.4	589	1.96	<0.5	2.8	5.2	59	<0.1	<0.1	0.1	35	0.46	0.076
2098351	Drill Core	2.98	<0.1	15.4	11.9	57	<0.1	5.5	10.0	932	2.12	1.4	1.8	2.6	148	0.1	0.2	<0.1	11	2.42	0.102
2098352	Drill Core	4.25	0.2	57.7	28.0	119	<0.1	10.1	12.9	1035	2.13	2.0	0.7	2.5	137	0.3	0.2	0.1	15	2.94	0.125
2098353	Drill Core	3.12	<0.1	15.8	7.1	76	<0.1	18.0	21.9	1361	2.95	5.9	<0.5	1.5	151	0.2	0.5	<0.1	52	3.07	0.177
2098354	Drill Core	4.75	1.0	116.9	24.3	135	0.3	28.8	22.0	1236	3.86	15.0	19.4	1.2	169	0.4	0.6	<0.1	31	4.03	0.154
2098355	Drill Core	4.61	0.3	147.4	6.5	69	0.2	13.9	22.5	1464	4.25	3.9	11.3	2.0	189	0.2	1.0	<0.1	36	4.83	0.178
2098356	Drill Core	2.17	0.3	14.6	27.1	147	<0.1	3.7	10.1	1089	2.36	1.1	39.7	1.9	157	0.3	0.4	<0.1	9	4.17	0.099
2098357	Drill Core	0.56	0.6	5.7	9.2	36	<0.1	3.3	14.4	1481	2.23	1.5	13.2	1.3	122	0.3	0.3	0.1	5	6.11	0.085
2098358	Drill Core	4.23	0.3	19.2	14.0	79	<0.1	3.1	9.2	1027	2.20	1.3	2.0	2.1	199	0.2	0.4	<0.1	9	4.17	0.099
2098359	Drill Core	1.61	0.2	100.5	7.1	72	0.2	42.8	23.1	1321	3.41	2.7	3.0	1.7	352	0.3	1.3	<0.1	21	5.98	0.136
2098360	Rock Chip	0.33	<0.1	2.0	12.5	89	<0.1	3.3	4.1	521	1.79	<0.5	1.8	5.2	59	<0.1	<0.1	<0.1	34	0.58	0.073
2098361	Drill Core	3.34	0.9	161.2	6.7	77	0.3	18.9	26.9	1553	4.33	2.5	5.9	2.2	168	0.1	0.5	<0.1	41	5.55	0.185
2098362	Drill Core	5.11	1.3	142.2	34.3	220	0.2	23.7	25.3	1593	4.48	3.4	6.8	1.5	253	0.4	0.5	<0.1	41	5.39	0.168
2098363	Drill Core	0.75	0.7	169.8	9.1	65	0.3	15.5	25.2	1748	3.83	2.2	8.5	1.7	141	0.2	0.7	<0.1	24	4.51	0.180
2098364	Drill Core	4.67	0.6	95.0	5.8	65	0.2	15.7	23.6	1581	4.30	2.0	4.6	1.5	191	0.2	0.6	<0.1	31	4.77	0.169
2098365	Drill Core	0.74	0.4	293.8	47.2	237	0.2	68.6	35.4	1968	4.62	2.6	2.0	0.9	344	0.9	1.5	<0.1	40	6.70	0.122
2098366	Drill Core	5.09	0.3	49.4	31.9	129	0.2	68.3	33.1	1403	4.92	3.7	5.4	0.9	465	0.5	0.7	<0.1	45	7.17	0.129
2098367	Drill Core	5.24	0.8	111.8	7.0	56	0.3	10.8	22.3	1533	4.32	3.3	12.0	1.8	569	0.2	0.7	<0.1	29	5.00	0.175
2098368	Rock Pulp	0.05	355.5	3348	23.7	52	1.8	31.7	8.5	437	3.08	13.3	783.6	1.2	36	0.2	3.5	0.6	49	0.72	0.047
2098369	Drill Core	1.12	0.4	9.7	34.2	139	<0.1	34.5	33.4	1785	5.36	6.7	5.8	0.9	356	0.6	1.3	<0.1	38	7.28	0.134
2098370	Drill Core	4.79	0.1	58.1	6.9	59	0.2	12.9	15.2	1171	2.94	2.7	5.2	1.8	236	0.1	0.5	<0.1	19	4.38	0.107
2098371	Drill Core	4.73	0.1	31.7	13.4	96	0.1	8.5	9.9	1020	2.48	4.0	5.2	2.5	194	0.2	0.6	<0.1	12	3.83	0.101
2098372	Drill Core	3.89	0.2	58.2	46.9	140	<0.1	8.2	21.9	1410	3.55	4.9	<0.5	1.7	139	0.9	0.5	<0.1	46	4.69	0.157
2098373	Drill Core	5.10	0.7	248.6	24.9	182	0.2	11.6	21.8	1641	3.99	9.0	1.9	1.5	176	1.2	2.3	<0.1	44	4.82	0.156
2098374	Drill Core	2.48	1.9	147.7	50.4	328	2.8	17.0	21.7	2304	3.99	18.4	38.9	1.5	104	1.4	5.1	<0.1	37	5.90	0.172
2098375	Drill Core	2.33	79.0	211.4	1428	5160	98.0	26.0	19.8	>10000	2.80	170.7	4270	0.3	187	81.2	68.5	<0.1	60	8.02	0.066
2098376	Drill Core	2.84	1.9	90.0	272.6	567	3.2	46.9	33.6	2747	5.36	39.6	136.0	0.8	186	5.6	5.8	<0.1	59	7.96	0.140
2098377	Drill Core	2.00	1.0	173.7	170.8	295	0.6	56.2	34.9	1588	5.26	17.7	16.6	0.7	250	1.5	11.5	<0.1	103	7.14	0.131
2098378	Drill Core	4.28	0.3	77.8	9.2	71	0.3	5.5	10.2	934	2.41	6.5	15.8	2.9	76	0.2	1.2	<0.1	11	1.57	0.107

This report supersedes all previous preliminary and final reports with this file number dated prior to the date on this certificate. Signature indicates final approval; preliminary reports are unsigned and should be used for reference only.



Acme Analytical Laboratories (Vancouver) Ltd.
 1020 Cordova St. East Vancouver BC V6A 4A3 Canada
 Phone (604) 253-3158 Fax (604) 253-1716

www.acmelab.com

Client: **Excalibur Resources Ltd.**
 Suite 400, 20 Adelaide Street East
 Toronto ON M5C 2T6 Canada

Project: Cariboo
 Report Date: October 27, 2012

Page: 2 of 4

Part: 2 of 1

CERTIFICATE OF ANALYSIS

VAN12005013.1

Method	Analyte	1DX15	1DX15	1DX15	1DX15	1DX15	1DX15	1DX15	1DX15	1DX15	1DX15	1DX15	1DX15	1DX15	1DX15	1DX15	1DX15	1DX15
		La	Cr	Mg	Ba	Ti	B	Al	Na	K	W	Hg	Sc	Tl	S	Ga	Se	Te
Unit		ppm	ppm	%	ppm	%	ppm	%	%	ppm	ppm	ppm	ppm	%	ppm	ppm	ppm	
MDL		1	1	0.01	1	0.001	1	0.01	0.001	0.01	0.01	0.1	0.01	0.05	1	0.5	0.2	
G1	Prep Blank	9	9	0.58	227	0.115	3	1.03	0.088	0.50	<0.1	<0.01	2.6	0.3	<0.05	5	<0.5	<0.2
G1	Prep Blank	10	9	0.58	225	0.116	3	1.01	0.086	0.49	0.1	<0.01	2.7	0.3	<0.05	5	<0.5	<0.2
2098351	Drill Core	16	5	0.46	120	0.007	3	0.90	0.036	0.34	<0.1	<0.01	1.4	<0.1	<0.05	2	<0.5	<0.2
2098352	Drill Core	12	11	0.61	156	0.008	3	1.23	0.042	0.51	<0.1	0.01	2.0	<0.1	<0.05	3	<0.5	<0.2
2098353	Drill Core	9	14	1.33	87	0.041	<1	1.39	0.043	0.33	0.1	<0.01	2.9	<0.1	<0.05	3	<0.5	<0.2
2098354	Drill Core	5	42	1.06	110	0.004	2	0.97	0.035	0.26	0.1	0.03	3.1	<0.1	0.35	2	<0.5	<0.2
2098355	Drill Core	12	9	0.67	125	0.007	1	0.71	0.039	0.27	<0.1	0.02	3.9	<0.1	<0.05	1	<0.5	<0.2
2098356	Drill Core	12	2	0.46	64	0.002	1	0.47	0.039	0.25	<0.1	<0.01	1.9	<0.1	0.07	1	<0.5	<0.2
2098357	Drill Core	9	2	0.09	118	0.003	1	0.35	0.024	0.18	<0.1	<0.01	1.5	<0.1	0.11	<1	<0.5	<0.2
2098358	Drill Core	13	2	0.55	81	0.003	1	0.47	0.038	0.26	<0.1	0.02	1.7	<0.1	<0.05	1	<0.5	<0.2
2098359	Drill Core	9	71	1.23	90	0.005	<1	0.70	0.030	0.24	0.3	0.05	3.0	<0.1	<0.05	1	<0.5	<0.2
2098360	Rock Chip	9	6	0.60	200	0.111	<1	0.95	0.061	0.43	0.1	<0.01	2.1	0.3	<0.05	5	<0.5	<0.2
2098361	Drill Core	13	24	0.51	139	0.006	3	1.15	0.035	0.29	<0.1	<0.01	4.2	<0.1	<0.05	2	<0.5	<0.2
2098362	Drill Core	8	21	1.45	80	0.004	2	1.06	0.034	0.28	<0.1	0.04	4.3	<0.1	0.11	2	<0.5	<0.2
2098363	Drill Core	8	9	0.54	157	0.008	2	0.45	0.016	0.29	0.3	0.02	3.3	<0.1	<0.05	1	<0.5	<0.2
2098364	Drill Core	9	13	1.00	106	0.006	1	0.45	0.022	0.28	0.3	<0.01	3.6	<0.1	<0.05	1	<0.5	<0.2
2098365	Drill Core	4	94	2.90	227	0.003	<1	0.66	0.015	0.22	0.2	0.09	6.9	<0.1	<0.05	2	<0.5	<0.2
2098366	Drill Core	5	114	3.06	225	0.003	2	0.86	0.018	0.23	0.2	0.01	7.1	<0.1	<0.05	2	<0.5	<0.2
2098367	Drill Core	10	8	0.91	152	0.005	<1	0.58	0.024	0.32	0.1	<0.01	3.7	<0.1	<0.05	1	<0.5	<0.2
2098368	Rock Pulp	5	32	0.58	125	0.110	6	1.26	0.083	0.10	0.8	0.09	4.3	0.2	0.37	4	1.5	<0.2
2098369	Drill Core	6	59	1.14	244	0.004	1	0.44	0.014	0.26	0.5	0.03	7.2	<0.1	<0.05	1	<0.5	<0.2
2098370	Drill Core	8	18	0.91	176	0.003	2	0.41	0.030	0.28	0.2	<0.01	2.8	<0.1	0.07	1	<0.5	<0.2
2098371	Drill Core	13	4	0.46	114	0.002	1	0.61	0.040	0.23	0.1	0.03	2.0	<0.1	0.12	2	<0.5	<0.2
2098372	Drill Core	11	5	0.37	94	0.048	<1	0.90	0.033	0.24	0.1	<0.01	2.3	<0.1	<0.05	2	<0.5	<0.2
2098373	Drill Core	10	17	0.47	80	0.010	<1	0.78	0.033	0.28	<0.1	0.11	2.4	<0.1	<0.05	2	1.0	<0.2
2098374	Drill Core	9	31	0.08	289	0.011	1	0.60	0.030	0.32	0.3	0.57	3.1	0.1	<0.05	1	<0.5	<0.2
2098375	Drill Core	<1	8	0.72	67	0.003	1	0.17	0.019	0.10	0.9	9.54	3.8	1.2	1.75	<1	1.9	0.8
2098376	Drill Core	4	112	0.16	334	0.015	1	0.46	0.016	0.37	4.1	0.85	6.5	0.3	<0.05	1	<0.5	<0.2
2098377	Drill Core	4	135	1.71	186	0.169	<1	1.85	0.013	1.46	3.3	0.16	9.0	1.3	<0.05	5	<0.5	<0.2
2098378	Drill Core	14	4	0.23	141	0.003	2	0.64	0.040	0.22	0.2	0.03	2.0	0.1	0.07	2	<0.5	<0.2

This report supersedes all previous preliminary and final reports with this file number dated prior to the date on this certificate. Signature indicates final approval; preliminary reports are unsigned and should be used for reference only.



Acme Analytical Laboratories (Vancouver) Ltd.
 1020 Cordova St. East Vancouver BC V6A 4A3 Canada
 Phone (604) 253-3158 Fax (604) 253-1716

www.acmelab.com

Client: **Excalibur Resources Ltd.**
 Suite 400, 20 Adelaide Street East
 Toronto ON M5C 2T6 Canada

Project: Cariboo
 Report Date: October 27, 2012

Page: 3 of 4

Part: 1 of 1

CERTIFICATE OF ANALYSIS

VAN12005013.1

Method Analyte Unit MDL	WGHT	1DX15	1DX15	1DX15	1DX15	1DX15	1DX15	1DX15	1DX15	1DX15	1DX15	1DX15	1DX15	1DX15	1DX15	1DX15	1DX15	1DX15	1DX15	1DX15	1DX15
	Wgt	Mo	Cu	Pb	Zn	Ag	Ni	Co	Mn	Fe	As	Au	Th	Sr	Cd	Sb	Bi	V	Ca	P	
	kg	ppm	ppm	ppm	ppm	ppm	ppm	ppm	ppm	%	ppm	ppb	ppm	ppm	ppm	ppm	ppm	ppm	%	%	
	0.01	0.1	0.1	0.1	1	0.1	0.1	0.1	0.1	1	0.01	0.5	0.5	0.1	1	0.1	0.1	0.1	2	0.01	0.001
2098379	Drill Core	4.45	0.2	20.9	12.3	83	<0.1	5.2	9.3	974	2.32	3.9	7.9	3.0	113	0.2	1.0	<0.1	10	2.76	0.100
2098380	Rock Chip	0.37	<0.1	1.8	4.8	50	<0.1	3.7	4.1	537	1.73	0.5	2.4	4.4	59	<0.1	<0.1	<0.1	32	0.56	0.072
2098381	Drill Core	4.07	0.2	17.8	7.6	76	<0.1	6.3	9.8	887	2.57	1.8	0.7	2.9	110	<0.1	0.4	<0.1	16	1.86	0.108
2098382	Drill Core	3.86	0.3	169.2	27.5	202	1.0	42.3	33.2	2084	5.28	23.0	18.0	1.3	66	3.9	3.6	<0.1	53	4.35	0.160
2098383	Drill Core	2.24	0.4	795.8	13.7	199	1.4	50.8	36.4	2232	6.06	29.3	12.1	1.0	113	2.6	5.6	<0.1	77	6.40	0.139
2098384	Drill Core	2.83	0.1	51.3	13.6	106	0.6	51.8	30.1	1804	5.32	10.8	4.6	0.6	235	0.2	2.4	<0.1	95	6.29	0.117
2098385	Drill Core	5.02	0.6	66.4	10.0	120	1.0	33.1	27.1	2261	4.85	32.6	66.1	0.5	203	0.5	4.1	<0.1	62	6.81	0.100
2098386	Drill Core	0.86	2.6	78.1	38.8	345	4.7	31.5	31.9	4011	5.18	130.8	576.7	0.6	82	1.1	10.0	<0.1	39	5.57	0.132
2098387	Drill Core	1.75	108.8	99.0	1495	4207	67.0	31.5	25.2	4986	3.51	242.5	6012	0.4	80	66.4	43.2	<0.1	31	3.93	0.076
2098388	Drill Core	2.26	2.3	106.2	260.0	698	8.8	38.2	35.2	3862	5.86	104.3	384.0	0.9	45	6.5	16.2	<0.1	63	4.04	0.140
2098389	Drill Core	1.42	0.8	332.7	24.1	126	0.4	32.4	26.5	1413	5.29	26.2	3.4	0.7	186	4.4	20.4	<0.1	57	7.10	0.125
2098390	Rock Pulp	0.04	363.2	3354	24.0	55	2.1	30.3	8.4	402	3.17	11.7	896.7	1.1	30	0.4	3.7	0.5	49	0.69	0.048
2098391	Drill Core	3.58	1.6	131.3	58.6	234	0.5	29.0	28.4	2390	4.65	25.6	12.5	0.9	79	3.5	1.7	<0.1	39	6.96	0.145
2098392	Drill Core	3.19	1.0	99.7	36.5	231	0.6	13.9	21.8	2293	3.94	8.2	5.3	1.2	56	6.1	2.1	<0.1	33	5.42	0.150
2098393	Drill Core	4.95	1.8	151.4	916.8	304	1.9	32.1	28.1	2509	4.62	13.5	127.8	0.8	100	4.6	4.8	<0.1	57	6.25	0.144
2098394	Drill Core	0.77	5.3	>10000	985.5	1587	>100	74.0	36.5	3371	6.35	519.8	168.7	0.4	156	32.5	1034	<0.1	85	6.22	0.116
2098395	Drill Core	4.34	0.3	117.8	20.4	125	0.3	54.4	32.6	1578	5.30	10.5	1.9	0.9	216	2.6	2.2	<0.1	122	6.32	0.135
2098396	Drill Core	5.19	0.1	201.4	5.9	76	0.6	49.2	27.9	983	4.50	20.1	22.8	0.6	101	0.4	4.0	<0.1	125	3.25	0.132
2098397	Drill Core	1.76	1.0	217.3	87.6	226	0.5	24.5	28.6	2829	4.63	18.4	9.9	0.7	176	3.3	4.2	<0.1	45	8.25	0.119
2098398	Drill Core	2.07	1.6	117.5	13.4	95	0.5	11.5	24.9	2094	4.40	11.9	39.2	1.3	87	1.0	2.5	0.2	43	3.91	0.146
2098399	Drill Core	1.71	1.1	93.4	14.2	100	0.2	14.5	23.3	2038	4.59	12.6	26.9	0.9	147	0.6	1.7	<0.1	44	4.63	0.164
2098400	Drill Core	5.08	2.5	121.7	9.3	60	0.3	5.8	20.9	1321	4.18	4.5	6.3	0.8	153	0.2	6.7	<0.1	39	5.30	0.139
2098401	Drill Core	5.02	0.3	355.8	15.0	107	0.5	29.0	26.0	1469	4.04	2.1	5.8	1.8	458	0.2	0.7	<0.1	56	4.25	0.185
2098402	Drill Core	2.84	0.6	91.6	3.8	72	0.1	35.6	25.9	780	4.70	2.3	2.2	1.7	278	<0.1	0.5	<0.1	100	4.59	0.218
2098403	Drill Core	5.24	0.2	98.9	9.5	103	<0.1	38.2	25.7	753	5.22	2.6	<0.5	2.0	327	<0.1	0.4	<0.1	140	4.59	0.217
2098404	Drill Core	4.81	0.6	124.3	4.6	64	<0.1	35.8	27.2	804	5.18	3.2	<0.5	2.0	355	<0.1	0.5	<0.1	110	4.54	0.223
2098405	Drill Core	5.47	0.3	118.8	8.4	82	0.1	35.3	25.0	784	4.75	2.6	<0.5	1.8	451	0.1	0.5	<0.1	85	4.95	0.218
2098406	Drill Core	1.12	3.4	74.1	23.4	242	4.1	34.8	32.5	4360	5.11	84.2	162.6	0.5	60	1.4	5.5	<0.1	41	5.07	0.130
2098407	Rock Chip	0.35	<0.1	3.0	7.0	66	<0.1	3.7	4.2	526	1.80	<0.5	9.8	4.3	55	<0.1	<0.1	<0.1	33	0.61	0.072
2098408	Drill Core	1.74	47.5	72.3	4333	4093	63.4	23.2	17.1	9908	3.05	167.7	2195	0.3	204	82.4	40.5	<0.1	42	7.70	0.060

This report supersedes all previous preliminary and final reports with this file number dated prior to the date on this certificate. Signature indicates final approval; preliminary reports are unsigned and should be used for reference only.



Acme Analytical Laboratories (Vancouver) Ltd.
 1020 Cordova St. East Vancouver BC V6A 4A3 Canada
 Phone (604) 253-3158 Fax (604) 253-1716

www.acmelab.com

Client: **Excalibur Resources Ltd.**
 Suite 400, 20 Adelaide Street East
 Toronto ON M5C 2T6 Canada

Project: Cariboo
 Report Date: October 27, 2012

Page: 3 of 4

Part: 2 of 1

CERTIFICATE OF ANALYSIS

VAN12005013.1

Method Analyte Unit MDL	1DX15	1DX15	1DX15	1DX15	1DX15	1DX15	1DX15	1DX15	1DX15	1DX15	1DX15	1DX15	1DX15	1DX15	1DX15	1DX15	1DX15	
	La ppm	Cr ppm	Mg %	Ba ppm	Ti %	B ppm	Al %	Na %	K %	W ppm	Hg ppm	Sc ppm	Tl ppm	S %	Ga ppm	Se ppm	Te ppm	
2098379	Drill Core	14	3	0.25	112	0.002	1	0.61	0.052	0.25	0.2	0.03	2.0	<0.1	0.13	2	<0.5	<0.2
2098380	Rock Chip	8	7	0.59	207	0.108	<1	0.91	0.057	0.43	<0.1	0.02	2.1	0.3	<0.05	5	<0.5	<0.2
2098381	Drill Core	16	6	0.56	112	0.003	1	1.26	0.068	0.22	<0.1	0.02	2.0	<0.1	<0.05	4	<0.5	<0.2
2098382	Drill Core	8	119	0.10	282	0.015	1	0.66	0.023	0.35	0.4	0.22	6.6	0.1	<0.05	1	0.8	<0.2
2098383	Drill Core	5	129	0.24	215	0.026	2	0.70	0.018	0.43	0.4	0.21	7.8	0.3	<0.05	2	<0.5	<0.2
2098384	Drill Core	4	113	2.28	38	0.097	2	1.01	0.019	0.86	0.2	0.03	7.9	0.7	<0.05	3	<0.5	<0.2
2098385	Drill Core	2	74	1.52	38	0.011	2	0.25	0.009	0.27	1.4	0.14	6.8	0.2	0.18	<1	<0.5	<0.2
2098386	Drill Core	2	27	0.17	115	0.006	4	0.30	0.005	0.29	1.2	0.33	7.3	1.0	0.45	<1	0.6	0.3
2098387	Drill Core	1	12	0.14	63	0.003	2	0.17	0.004	0.18	2.6	7.81	5.2	1.2	1.01	<1	1.0	1.7
2098388	Drill Core	5	52	0.06	299	0.011	1	0.36	0.007	0.37	4.7	1.00	7.3	0.3	<0.05	1	<0.5	<0.2
2098389	Drill Core	4	52	0.69	203	0.010	2	0.36	0.027	0.30	2.8	0.25	6.2	<0.1	<0.05	1	<0.5	<0.2
2098390	Rock Pulp	5	30	0.57	124	0.108	5	1.24	0.087	0.11	0.9	0.11	4.4	<0.1	0.40	4	1.0	<0.2
2098391	Drill Core	5	26	0.07	305	0.006	2	0.47	0.018	0.36	1.5	0.32	5.6	<0.1	<0.05	1	<0.5	<0.2
2098392	Drill Core	7	15	0.06	238	0.017	3	0.61	0.024	0.37	1.4	0.40	4.4	<0.1	<0.05	<1	<0.5	<0.2
2098393	Drill Core	4	81	0.59	293	0.066	2	1.02	0.017	0.73	1.1	0.38	6.0	0.3	<0.05	3	<0.5	<0.2
2098394	Drill Core	2	181	1.26	285	0.144	1	1.51	0.016	1.12	0.7	11.55	7.8	0.6	0.10	4	<0.5	<0.2
2098395	Drill Core	6	139	2.09	135	0.196	1	2.22	0.020	1.71	0.7	0.05	9.6	0.6	<0.05	5	<0.5	<0.2
2098396	Drill Core	4	146	2.22	62	0.128	<1	2.04	0.060	0.87	0.2	0.05	7.1	0.2	<0.05	6	<0.5	<0.2
2098397	Drill Core	4	47	0.46	261	0.024	<1	0.41	0.022	0.24	0.7	0.17	6.0	<0.1	<0.05	<1	<0.5	<0.2
2098398	Drill Core	6	9	0.21	173	0.045	2	0.43	0.015	0.28	0.8	0.11	4.0	<0.1	0.05	<1	<0.5	<0.2
2098399	Drill Core	2	7	0.30	214	0.037	2	0.48	0.022	0.28	1.1	0.12	4.7	<0.1	0.70	<1	<0.5	<0.2
2098400	Drill Core	4	3	0.71	147	0.022	1	0.42	0.029	0.21	>100	0.43	3.5	<0.1	0.06	<1	<0.5	<0.2
2098401	Drill Core	8	23	1.75	93	0.043	2	0.48	0.036	0.19	0.9	0.04	3.2	<0.1	<0.05	1	<0.5	<0.2
2098402	Drill Core	9	63	1.74	251	0.011	1	1.20	0.099	0.14	0.5	<0.01	6.0	<0.1	<0.05	4	<0.5	<0.2
2098403	Drill Core	10	81	1.75	299	0.010	1	1.68	0.127	0.14	<0.1	<0.01	8.0	<0.1	<0.05	6	<0.5	<0.2
2098404	Drill Core	10	73	1.77	232	0.007	<1	1.48	0.102	0.16	<0.1	<0.01	6.4	<0.1	<0.05	5	<0.5	<0.2
2098405	Drill Core	9	60	1.62	215	0.008	1	1.69	0.090	0.24	<0.1	<0.01	5.9	<0.1	<0.05	5	<0.5	<0.2
2098406	Drill Core	2	22	0.25	42	0.009	2	0.29	0.009	0.35	1.8	0.27	7.8	0.3	0.67	<1	<0.5	<0.2
2098407	Rock Chip	8	7	0.62	201	0.110	<1	0.90	0.060	0.43	0.1	<0.01	2.2	0.2	<0.05	5	<0.5	<0.2
2098408	Drill Core	1	9	0.36	107	0.002	2	0.15	0.006	0.16	1.0	6.46	4.9	0.4	0.46	<1	2.7	0.3

This report supersedes all previous preliminary and final reports with this file number dated prior to the date on this certificate. Signature indicates final approval; preliminary reports are unsigned and should be used for reference only.



Acme Analytical Laboratories (Vancouver) Ltd.
 1020 Cordova St. East Vancouver BC V6A 4A3 Canada
 Phone (604) 253-3158 Fax (604) 253-1716

www.acmelab.com

Client: **Excalibur Resources Ltd.**
 Suite 400, 20 Adelaide Street East
 Toronto ON M5C 2T6 Canada

Project: Cariboo
 Report Date: October 27, 2012

Page: 4 of 4

Part: 1 of 1

CERTIFICATE OF ANALYSIS

VAN12005013.1

Method	Analyte	WGHT	1DX15	1DX15	1DX15	1DX15	1DX15	1DX15	1DX15	1DX15	1DX15	1DX15	1DX15	1DX15	1DX15	1DX15	1DX15	1DX15	1DX15	1DX15	1DX15
		Wgt	Mo	Cu	Pb	Zn	Ag	Ni	Co	Mn	Fe	As	Au	Th	Sr	Cd	Sb	Bi	V	Ca	P
		kg	ppm	ppm	ppm	ppm	ppm	ppm	ppm	ppm	ppm	%	ppb	ppm	ppm	ppm	ppm	ppm	ppm	%	%
		MDL	0.1	0.1	0.1	1	0.1	0.1	0.1	0.1	1	0.01	0.5	0.5	0.1	1	0.1	0.1	0.1	2	0.01
2098409	Drill Core	3.43	0.5	173.6	24.4	200	1.1	39.2	33.8	2253	5.47	93.1	31.9	0.7	34	1.8	8.5	<0.1	44	6.29	0.130
2098410	Drill Core	4.56	4.0	128.3	310.7	1224	14.9	40.1	37.0	4807	5.57	183.6	736.4	0.7	50	11.6	24.3	<0.1	41	4.83	0.131
2098411	Drill Core	4.50	0.7	192.8	47.9	261	1.1	29.5	30.4	2604	4.71	21.6	26.5	1.1	66	5.0	4.1	<0.1	38	6.57	0.148
2098412	Rock Pulp	0.05	1052	8706	43.4	157	4.2	38.1	20.0	469	4.35	33.3	597.4	1.5	40	1.7	6.3	1.2	101	0.98	0.083
2098413	Drill Core	4.82	1.6	127.8	50.7	285	0.7	11.3	20.6	1618	3.91	10.0	59.2	1.7	44	1.9	3.3	<0.1	39	2.50	0.168
2098414	Drill Core	5.02	1.1	145.0	130.5	309	0.9	19.9	23.2	1945	4.09	10.0	15.8	0.9	116	3.4	1.9	0.1	37	4.65	0.148
2098415	Drill Core	2.20	0.9	68.1	37.4	254	0.3	29.9	27.5	2145	4.68	22.4	10.3	0.6	199	2.3	2.1	<0.1	53	6.87	0.118
2098416	Drill Core	1.80	1.0	1715	78.1	402	5.5	77.1	39.2	2749	5.88	23.2	53.2	0.9	200	7.5	21.2	<0.1	48	6.66	0.149
2098417	Drill Core	1.61	0.6	89.3	22.1	144	0.4	20.3	19.4	1886	4.29	14.8	19.0	1.0	143	0.7	9.9	<0.1	47	7.06	0.145
2098418	Drill Core	1.32	0.6	82.2	5.3	47	0.2	32.9	28.1	1758	5.11	13.8	<0.5	0.5	76	0.9	1.2	<0.1	31	8.56	0.123
2098419	Drill Core	4.02	0.5	41.8	9.1	83	0.2	41.0	31.8	1774	5.50	17.1	1.6	0.7	173	0.9	2.0	<0.1	38	8.66	0.138
2098420	Drill Core	5.24	0.7	105.0	8.8	74	0.2	57.8	31.6	1496	4.96	7.9	3.8	0.7	370	0.2	1.3	<0.1	41	6.71	0.130
2098421	Drill Core	4.91	0.5	182.9	24.4	84	0.3	16.9	20.4	2074	4.04	4.6	2.3	1.2	209	0.7	1.9	<0.1	36	5.71	0.144
2098422	Drill Core	5.22	0.4	142.0	4.0	60	0.1	19.7	21.9	1348	4.25	1.3	1.6	1.5	196	<0.1	0.7	<0.1	59	3.99	0.176
2098423	Drill Core	5.32	0.8	185.2	6.5	86	0.1	33.4	25.2	1028	4.52	1.7	<0.5	2.0	296	0.1	0.5	<0.1	60	4.43	0.221
2098424	Drill Core	4.69	0.2	136.8	5.9	67	0.2	36.6	25.7	875	5.17	3.9	2.8	1.8	326	<0.1	0.6	<0.1	85	5.28	0.229
2098425	Drill Core	5.33	0.4	120.8	9.8	114	0.2	35.4	26.9	1061	4.86	12.4	8.3	2.2	359	0.3	0.5	<0.1	99	4.90	0.207
2098426	Drill Core	5.15	1.0	126.7	22.8	70	0.3	34.6	25.8	1107	5.06	25.1	<0.5	2.0	608	0.2	1.2	<0.1	81	7.26	0.240
2098427	Drill Core	5.36	1.5	135.0	9.1	95	0.1	26.6	23.2	1092	5.45	25.9	2.9	1.0	378	0.1	1.8	<0.1	56	3.88	0.174



Acme Analytical Laboratories (Vancouver) Ltd.
 1020 Cordova St. East Vancouver BC V6A 4A3 Canada
 Phone (604) 253-3158 Fax (604) 253-1716

www.acmelab.com

Client: **Excalibur Resources Ltd.**
 Suite 400, 20 Adelaide Street East
 Toronto ON M5C 2T6 Canada

Project: Cariboo
 Report Date: October 27, 2012

Page: 4 of 4

Part: 2 of 1

CERTIFICATE OF ANALYSIS

VAN12005013.1

Method	Analyte	1DX15	1DX15	1DX15	1DX15	1DX15	1DX15	1DX15	1DX15	1DX15	1DX15	1DX15	1DX15	1DX15	1DX15	1DX15	1DX15	1DX15
		La	Cr	Mg	Ba	Ti	B	Al	Na	K	W	Hg	Sc	Tl	S	Ga	Se	Te
Unit		ppm	ppm	%	ppm	%	ppm	%	%	ppm	ppm	ppm	ppm	%	ppm	ppm	ppm	
MDL		1	1	0.01	1	0.001	1	0.01	0.001	0.01	0.01	0.01	0.01	0.05	1	0.5	0.2	
2098409	Drill Core	4	44	0.08	167	0.012	1	0.34	0.011	0.26	1.0	0.24	8.1	0.1	<0.05	<1	<0.5	<0.2
2098410	Drill Core	3	39	0.09	175	0.006	2	0.38	0.014	0.32	1.3	2.83	8.0	0.8	0.25	1	<0.5	<0.2
2098411	Drill Core	6	34	0.07	284	0.010	2	0.47	0.028	0.33	0.9	0.40	5.8	0.1	<0.05	<1	<0.5	<0.2
2098412	Rock Pulp	8	58	1.05	74	0.135	6	1.74	0.118	0.57	14.9	0.14	8.6	0.4	1.97	6	5.4	0.7
2098413	Drill Core	10	15	0.04	225	0.036	3	0.65	0.026	0.36	0.8	0.43	3.3	0.2	<0.05	1	<0.5	<0.2
2098414	Drill Core	5	30	0.32	202	0.017	2	0.44	0.030	0.33	0.6	0.46	3.9	<0.1	<0.05	1	<0.5	<0.2
2098415	Drill Core	3	59	1.35	108	0.011	<1	0.35	0.025	0.33	1.5	0.32	6.3	<0.1	<0.05	1	<0.5	<0.2
2098416	Drill Core	4	177	1.26	237	0.025	1	0.67	0.017	0.42	0.6	0.44	6.5	0.2	<0.05	1	<0.5	<0.2
2098417	Drill Core	6	34	0.09	241	0.025	1	0.41	0.030	0.32	0.4	0.24	4.2	<0.1	<0.05	1	<0.5	<0.2
2098418	Drill Core	3	79	0.10	148	0.003	1	0.35	0.016	0.24	1.1	0.02	4.5	<0.1	<0.05	<1	<0.5	<0.2
2098419	Drill Core	5	95	0.49	180	0.004	1	0.46	0.020	0.28	1.2	0.02	5.0	<0.1	<0.05	1	<0.5	<0.2
2098420	Drill Core	4	130	2.68	131	0.005	<1	1.02	0.024	0.24	<0.1	0.02	5.0	<0.1	<0.05	2	<0.5	<0.2
2098421	Drill Core	6	31	0.87	134	0.028	1	0.40	0.023	0.27	0.5	0.06	3.3	<0.1	<0.05	1	<0.5	<0.2
2098422	Drill Core	7	17	1.42	243	0.035	<1	0.49	0.044	0.15	0.3	0.01	3.2	<0.1	<0.05	2	<0.5	<0.2
2098423	Drill Core	9	40	1.69	176	0.011	2	1.09	0.071	0.25	<0.1	0.02	3.8	<0.1	<0.05	3	<0.5	<0.2
2098424	Drill Core	8	62	1.31	228	0.006	1	1.19	0.061	0.14	<0.1	<0.01	5.5	<0.1	<0.05	4	<0.5	<0.2
2098425	Drill Core	9	66	2.00	374	0.010	1	1.73	0.089	0.16	<0.1	<0.01	6.7	0.1	0.11	6	<0.5	<0.2
2098426	Drill Core	4	55	1.74	108	0.009	1	2.13	0.038	0.18	<0.1	0.04	5.0	<0.1	2.08	6	<0.5	<0.2
2098427	Drill Core	4	35	0.80	74	0.005	<1	2.47	0.043	0.24	<0.1	0.01	4.3	<0.1	0.73	6	<0.5	<0.2



Acme Analytical Laboratories (Vancouver) Ltd.

1020 Cordova St. East Vancouver BC V6A 4A3 Canada
Phone (604) 253-3158 Fax (604) 253-1716

www.acmelab.com

Client: **Excalibur Resources Ltd.**
Suite 400, 20 Adelaide Street East
Toronto ON M5C 2T6 Canada

Project: Cariboo
Report Date: October 27, 2012

Page: 1 of 1

Part: 1 of 1

QUALITY CONTROL REPORT

VAN12005013.1

Method	WGHT	1DX15	1DX15	1DX15	1DX15	1DX15	1DX15	1DX15	1DX15	1DX15	1DX15	1DX15	1DX15	1DX15	1DX15	1DX15	1DX15	1DX15	1DX15	1DX15	
Analyte	Wgt	Mo	Cu	Pb	Zn	Ag	Ni	Co	Mn	Fe	As	Au	Th	Sr	Cd	Sb	Bi	V	Ca	P	
Unit	kg	ppm	ppm	ppm	ppm	ppm	ppm	ppm	ppm	%	ppm	ppb	ppm	ppm	ppm	ppm	ppm	ppm	%	%	
MDL	0.01	0.1	0.1	0.1	1	0.1	0.1	0.1	1	0.01	0.5	0.5	0.1	1	0.1	0.1	0.1	2	0.01	0.001	
Pulp Duplicates																					
2098351	Drill Core	2.98	<0.1	15.4	11.9	57	<0.1	5.5	10.0	932	2.12	1.4	1.8	2.6	148	0.1	0.2	<0.1	11	2.42	0.102
REP 2098351	QC		<0.1	14.9	11.4	56	<0.1	5.4	10.0	939	2.12	1.4	1.6	2.6	141	0.1	0.3	<0.1	11	2.40	0.104
2098358	Drill Core	4.23	0.3	19.2	14.0	79	<0.1	3.1	9.2	1027	2.20	1.3	2.0	2.1	199	0.2	0.4	<0.1	9	4.17	0.099
REP 2098358	QC		0.3	20.0	14.1	84	<0.1	3.0	8.6	1056	2.24	1.3	3.1	2.2	197	0.3	0.5	<0.1	9	4.25	0.103
2098386	Drill Core	0.86	2.6	78.1	38.8	345	4.7	31.5	31.9	4011	5.18	130.8	576.7	0.6	82	1.1	10.0	<0.1	39	5.57	0.132
REP 2098386	QC		2.2	77.2	38.3	346	4.7	30.8	31.4	4004	5.17	127.5	594.1	0.6	78	1.4	10.1	<0.1	40	5.59	0.131
2098393	Drill Core	4.95	1.8	151.4	916.8	304	1.9	32.1	28.1	2509	4.62	13.5	127.8	0.8	100	4.6	4.8	<0.1	57	6.25	0.144
REP 2098393	QC		1.4	152.4	918.5	300	2.0	32.2	28.5	2438	4.53	13.5	130.9	0.9	99	4.6	4.7	<0.1	57	6.07	0.152
2098419	Drill Core	4.02	0.5	41.8	9.1	83	0.2	41.0	31.8	1774	5.50	17.1	1.6	0.7	173	0.9	2.0	<0.1	38	8.66	0.138
REP 2098419	QC		0.4	40.9	9.1	81	0.1	40.3	31.2	1767	5.50	17.0	0.8	0.8	175	0.9	2.0	<0.1	38	8.65	0.134
Core Reject Duplicates																					
2098354	Drill Core	4.75	1.0	116.9	24.3	135	0.3	28.8	22.0	1236	3.86	15.0	19.4	1.2	169	0.4	0.6	<0.1	31	4.03	0.154
DUP 2098354	QC	<0.01	0.8	118.2	27.8	144	0.3	28.0	22.3	1204	3.84	14.8	32.7	1.2	169	0.5	0.6	<0.1	32	3.96	0.151
2098388	Drill Core	2.26	2.3	106.2	260.0	698	8.8	38.2	35.2	3862	5.86	104.3	384.0	0.9	45	6.5	16.2	<0.1	63	4.04	0.140
DUP 2098388	QC	<0.01	2.1	110.0	268.4	695	8.8	40.3	35.2	3890	5.97	100.4	417.1	0.9	43	5.9	15.5	<0.1	63	4.05	0.138
2098422	Drill Core	5.22	0.4	142.0	4.0	60	0.1	19.7	21.9	1348	4.25	1.3	1.6	1.5	196	<0.1	0.7	<0.1	59	3.99	0.176
DUP 2098422	QC	<0.01	0.2	149.1	3.9	59	0.1	20.3	23.5	1319	4.24	1.8	<0.5	1.6	194	<0.1	0.7	<0.1	58	3.98	0.183
Reference Materials																					
STD DS9	Standard		13.5	114.1	127.7	318	2.0	39.7	7.3	566	2.35	25.9	196.2	6.7	69	2.1	5.6	5.8	40	0.76	0.082
STD DS9	Standard		14.0	113.7	136.4	315	1.9	42.2	8.2	614	2.33	26.4	103.9	7.4	69	2.5	5.7	6.5	40	0.76	0.079
STD DS9	Standard		12.8	105.0	136.2	303	1.8	39.7	7.3	576	2.32	24.5	90.9	6.7	75	2.3	5.9	7.3	39	0.73	0.081
STD DS9 Expected			12.84	108	126	317	1.83	40.3	7.6	575	2.33	25.5	118	6.38	69.6	2.4	4.94	6.32	40	0.7201	0.0819
BLK	Blank		<0.1	0.2	<0.1	<1	<0.1	<0.1	<0.1	<1	<0.01	<0.5	<0.5	<0.1	<1	<0.1	<0.1	<0.1	<2	<0.01	<0.001
BLK	Blank		<0.1	0.2	<0.1	<1	<0.1	<0.1	<0.1	<1	0.01	<0.5	<0.5	<0.1	<1	<0.1	<0.1	<0.1	<2	0.02	<0.001
BLK	Blank		<0.1	<0.1	<0.1	<1	<0.1	<0.1	<0.1	<1	<0.01	<0.5	<0.5	<0.1	<1	<0.1	<0.1	<0.1	<2	<0.01	<0.001
Prep Wash																					
G1	Prep Blank	<0.01	<0.1	1.6	4.8	51	<0.1	3.8	4.5	598	1.96	<0.5	2.6	5.2	59	<0.1	<0.1	0.1	35	0.46	0.079
G1	Prep Blank	<0.01	0.1	1.6	7.5	53	<0.1	4.2	4.4	589	1.96	<0.5	2.8	5.2	59	<0.1	<0.1	0.1	35	0.46	0.076



Acme Analytical Laboratories (Vancouver) Ltd.

1020 Cordova St. East Vancouver BC V6A 4A3 Canada
Phone (604) 253-3158 Fax (604) 253-1716

www.acmelab.com

Client: **Excalibur Resources Ltd.**
Suite 400, 20 Adelaide Street East
Toronto ON M5C 2T6 Canada

Project: Cariboo
Report Date: October 27, 2012

Page: 1 of 1

Part: 2 of 1

QUALITY CONTROL REPORT

VAN12005013.1

Method		1DX15	1DX15	1DX15	1DX15	1DX15	1DX15	1DX15	1DX15	1DX15	1DX15	1DX15	1DX15	1DX15	1DX15	1DX15	1DX15	
Analyte		La	Cr	Mg	Ba	Ti	B	Al	Na	K	W	Hg	Sc	Tl	S	Ga	Se	Te
Unit		ppm	ppm	%	ppm	%	ppm	%	%	%	ppm	ppm	ppm	ppm	%	ppm	ppm	ppm
MDL		1	1	0.01	1	0.001	1	0.01	0.001	0.01	0.1	0.01	0.1	0.1	0.05	1	0.5	0.2
Pulp Duplicates																		
2098351	Drill Core	16	5	0.46	120	0.007	3	0.90	0.036	0.34	<0.1	<0.01	1.4	<0.1	<0.05	2	<0.5	<0.2
REP 2098351	QC	15	5	0.46	121	0.004	2	0.92	0.044	0.36	<0.1	<0.01	1.3	<0.1	<0.05	2	<0.5	<0.2
2098358	Drill Core	13	2	0.55	81	0.003	1	0.47	0.038	0.26	<0.1	0.02	1.7	<0.1	<0.05	1	<0.5	<0.2
REP 2098358	QC	13	2	0.56	85	0.004	2	0.46	0.040	0.27	<0.1	0.02	1.7	<0.1	<0.05	1	<0.5	<0.2
2098386	Drill Core	2	27	0.17	115	0.006	4	0.30	0.005	0.29	1.2	0.33	7.3	1.0	0.45	<1	0.6	0.3
REP 2098386	QC	2	26	0.17	109	0.006	4	0.29	0.005	0.30	1.4	0.31	7.1	1.0	0.45	<1	1.0	<0.2
2098393	Drill Core	4	81	0.59	293	0.066	2	1.02	0.017	0.73	1.1	0.38	6.0	0.3	<0.05	3	<0.5	<0.2
REP 2098393	QC	4	77	0.58	281	0.063	1	1.02	0.019	0.74	1.0	0.37	5.9	0.4	<0.05	2	<0.5	<0.2
2098419	Drill Core	5	95	0.49	180	0.004	1	0.46	0.020	0.28	1.2	0.02	5.0	<0.1	<0.05	1	<0.5	<0.2
REP 2098419	QC	5	94	0.49	183	0.003	<1	0.46	0.019	0.28	1.2	0.03	5.1	<0.1	<0.05	1	<0.5	<0.2
Core Reject Duplicates																		
2098354	Drill Core	5	42	1.06	110	0.004	2	0.97	0.035	0.26	0.1	0.03	3.1	<0.1	0.35	2	<0.5	<0.2
DUP 2098354	QC	5	40	1.05	119	0.004	2	1.07	0.045	0.28	<0.1	0.04	3.3	<0.1	0.35	2	<0.5	<0.2
2098388	Drill Core	5	52	0.06	299	0.011	1	0.36	0.007	0.37	4.7	1.00	7.3	0.3	<0.05	1	<0.5	<0.2
DUP 2098388	QC	4	53	0.06	307	0.009	2	0.37	0.007	0.36	4.6	0.95	7.6	0.3	<0.05	1	<0.5	<0.2
2098422	Drill Core	7	17	1.42	243	0.035	<1	0.49	0.044	0.15	0.3	0.01	3.2	<0.1	<0.05	2	<0.5	<0.2
DUP 2098422	QC	7	17	1.39	248	0.034	<1	0.48	0.042	0.15	0.3	0.02	3.2	<0.1	<0.05	2	<0.5	<0.2
Reference Materials																		
STD DS9	Standard	15	120	0.62	317	0.115	3	0.99	0.088	0.40	3.1	0.21	2.7	5.1	0.16	5	6.1	5.0
STD DS9	Standard	16	126	0.63	312	0.121	3	1.02	0.085	0.41	3.1	0.21	2.5	5.5	0.16	5	5.2	5.2
STD DS9	Standard	13	118	0.62	300	0.118	2	0.96	0.087	0.40	3.0	0.20	2.3	5.3	0.16	5	4.5	5.3
STD DS9 Expected		13.3	121	0.6165	295	0.1108		0.9577	0.0853	0.395	2.89	0.2	2.5	5.3	0.1615	4.59	5.2	5.02
BLK	Blank	<1	<1	<0.01	<1	<0.001	<1	<0.01	<0.001	<0.01	<0.1	0.01	<0.1	<0.1	<0.05	<1	<0.5	<0.2
BLK	Blank	<1	<1	<0.01	<1	<0.001	<1	<0.01	<0.001	<0.01	<0.1	<0.01	<0.1	<0.1	<0.05	<1	<0.5	<0.2
BLK	Blank	<1	<1	<0.01	<1	<0.001	<1	<0.01	<0.001	<0.01	<0.1	<0.01	<0.1	<0.1	<0.05	<1	<0.5	<0.2
Prep Wash																		
G1	Prep Blank	9	9	0.58	227	0.115	3	1.03	0.088	0.50	<0.1	<0.01	2.6	0.3	<0.05	5	<0.5	<0.2
G1	Prep Blank	10	9	0.58	225	0.116	3	1.01	0.086	0.49	0.1	<0.01	2.7	0.3	<0.05	5	<0.5	<0.2



1020 Cordova St. East Vancouver BC V6A 4A3 Canada

Acme Analytical Laboratories (Vancouver) Ltd.

www.acmelab.com

Client: Excalibur Resources Ltd.

Suite 400, 20 Adelaide Street East
Toronto ON M5C 2T6 Canada

Submitted By: Tim Andrew
Receiving Lab: Canada-Vancouver
Received: October 25, 2012
Report Date: November 15, 2012
Page: 1 of 3

CERTIFICATE OF ANALYSIS

VAN12005099.1

CLIENT JOB INFORMATION

Project: Cariboo
Shipment ID: 12 Excal-2
P.O. Number
Number of Samples: 55

SAMPLE PREPARATION AND ANALYTICAL PROCEDURES

Table with 6 columns: Method Code, Number of Samples, Code Description, Test Wgt (g), Report Status, Lab. Rows include R200-250, P200, and 1DX2.

SAMPLE DISPOSAL


STOR-PLP Store After 90 days Invoice for Storage
STOR-RJT Store After 90 days Invoice for Storage

ADDITIONAL COMMENTS

Acme does not accept responsibility for samples left at the laboratory after 90 days without prior written instructions for sample storage or return.

Invoice To: Excalibur Resources Ltd.
Suite 400, 20 Adelaide Street East
Toronto ON M5C 2T6
Canada

CC: Perry Grunenberg
Andrew Roberts



This report supersedes all previous preliminary and final reports with this file number dated prior to the date on this certificate. Signature indicates final approval; preliminary reports are unsigned and should be used for reference only. All results are considered the confidential property of the client. Acme assumes the liabilities for actual cost of analysis only. Results apply to samples as submitted. ** asterisk indicates that an analytical result could not be provided due to unusually high levels of interference from other elements.



Acme Analytical Laboratories (Vancouver) Ltd.

1020 Cordova St. East Vancouver BC V6A 4A3 Canada

Phone (604) 253-3158 Fax (604) 253-1716

www.acmelab.com

Client: **Excalibur Resources Ltd.**

Suite 400, 20 Adelaide Street East

Toronto ON M5C 2T6 Canada

Project: Cariboo

Report Date: November 15, 2012

Page: 2 of 3

Part: 1 of 1

CERTIFICATE OF ANALYSIS

VAN12005099.1

Method Analyte	Unit MDL	WGHT	1DX15	1DX15	1DX15	1DX15	1DX15	1DX15	1DX15	1DX15	1DX15	1DX15	1DX15	1DX15	1DX15	1DX15	1DX15	1DX15	1DX15	1DX15	1DX15
		Wgt	Mo	Cu	Pb	Zn	Ag	Ni	Co	Mn	Fe	As	Au	Th	Sr	Cd	Sb	Bi	V	Ca	P
		kg	ppm	ppm	ppm	ppm	ppm	ppm	ppm	ppm	%	ppb	ppm	ppm	ppm	ppm	ppm	ppm	ppm	%	%
		0.01	0.1	0.1	0.1	1	0.1	0.1	0.1	1	0.01	0.5	0.5	0.1	1	0.1	0.1	0.1	2	0.01	0.001
G1	Prep Blank	<0.01	<0.1	2.3	3.0	49	<0.1	4.2	4.6	601	2.05	<0.5	<0.5	5.2	61	<0.1	<0.1	<0.1	39	0.47	0.080
G1	Prep Blank	<0.01	<0.1	2.2	2.9	47	<0.1	4.2	4.6	600	2.02	<0.5	<0.5	5.4	62	<0.1	<0.1	<0.1	39	0.47	0.082
2098429	Drill Core	2.51	0.8	42.8	9.7	225	0.5	29.7	27.5	2431	5.33	8.2	<0.5	0.9	93	1.8	3.4	<0.1	67	6.68	0.144
2098430	Rock Chip	0.36	0.1	2.6	4.1	47	<0.1	3.8	4.3	575	2.00	<0.5	<0.5	5.2	76	<0.1	<0.1	<0.1	38	0.67	0.080
2098431	Drill Core	1.14	2.9	195.0	269.0	760	10.9	42.5	42.5	5088	5.77	132.1	353.5	1.0	41	6.1	24.7	<0.1	41	2.06	0.177
2098432	Drill Core	2.68	46.1	57.8	3243	3980	50.0	7.3	4.8	9685	1.43	38.4	1071	<0.1	345	76.1	50.5	<0.1	27	11.48	0.013
2098433	Rock Pulp	0.05	373.3	3470	31.5	67	2.0	31.7	8.7	470	3.21	13.7	753.3	1.2	38	0.7	3.7	0.6	54	0.71	0.055
2098434	Drill Core	2.16	14.6	76.9	405.7	1228	35.3	30.8	28.2	8293	3.85	237.6	1623	0.5	257	16.6	36.0	<0.1	45	8.78	0.100
2098435	Drill Core	1.93	1.0	71.7	47.9	470	2.9	41.7	32.8	3072	6.13	76.9	55.8	0.8	45	3.7	10.5	<0.1	66	6.69	0.134
2098436	Drill Core	4.66	1.2	134.7	49.2	181	1.2	36.3	30.3	2084	5.06	86.1	226.5	0.4	248	2.3	10.4	<0.1	49	6.69	0.120
2098437	Drill Core	4.89	1.3	1397	62.6	284	3.1	36.5	36.9	2333	4.60	60.2	52.3	0.5	246	7.6	20.5	<0.1	43	7.00	0.146
2098438	Drill Core	3.60	1.3	137.5	50.6	281	0.8	30.5	28.1	2353	4.78	12.0	131.1	1.1	172	3.5	3.1	<0.1	51	6.63	0.175
2098439	Drill Core	4.96	1.1	159.0	32.0	258	0.5	6.6	17.5	2612	3.64	8.6	127.4	1.5	131	4.1	4.5	<0.1	32	4.75	0.167
2098440	Drill Core	5.45	0.9	149.1	105.3	354	0.9	31.9	26.8	2594	4.81	22.2	32.2	0.7	220	4.2	2.8	<0.1	50	7.05	0.138
2098441	Drill Core	1.19	0.7	567.0	276.0	397	1.7	64.7	38.4	2555	5.98	27.9	22.4	0.7	194	7.8	5.2	<0.1	83	6.90	0.154
2098442	Drill Core	1.10	48.8	9833	490.4	868	18.2	73.8	33.0	2001	5.86	90.3	46.2	0.6	182	30.3	106.4	<0.1	57	4.68	0.141
2098443	Drill Core	3.13	0.5	58.2	11.2	85	0.1	51.1	33.3	1699	5.32	15.5	1.5	0.8	211	0.9	1.9	<0.1	78	7.09	0.147
2098444	Drill Core	5.13	0.5	50.0	7.3	79	0.1	50.9	32.1	1368	5.24	9.1	1.6	0.8	280	0.4	3.0	<0.1	87	5.71	0.138
2098445	Drill Core	5.29	1.2	108.9	74.9	378	0.8	35.2	33.5	2770	5.61	16.4	4.8	0.9	121	11.9	4.0	<0.1	77	5.96	0.133
2098446	Drill Core	2.40	1.4	74.3	18.9	317	1.1	31.2	27.8	3467	5.23	26.5	33.3	0.7	212	2.2	3.1	<0.1	59	6.70	0.141
2098447	Drill Core	1.25	3.3	73.7	349.8	547	18.4	33.5	29.6	5329	4.68	104.2	571.1	1.0	38	7.6	14.8	<0.1	50	3.28	0.167
2098448	Drill Core	1.41	82.2	99.1	1306	1776	72.0	7.6	4.3	7234	1.17	51.2	1331	<0.1	162	44.2	67.6	<0.1	52	7.62	0.011
2098449	Drill Core	1.21	127.6	124.0	1971	6332	>100	43.8	26.8	9838	3.83	297.0	3599	0.3	110	83.5	69.4	<0.1	35	4.94	0.076
2098450	Drill Core	2.21	21.6	137.8	1498	3589	63.9	43.1	34.3	8304	5.84	365.4	3297	0.8	67	39.1	71.6	<0.1	41	2.56	0.148
2098451	Drill Core	1.58	4.3	67.6	168.8	847	10.4	28.9	30.2	5564	4.33	214.4	468.8	0.5	187	9.3	16.8	<0.1	34	7.78	0.136
2098452	Drill Core	4.41	0.9	96.8	79.0	818	3.8	38.2	32.0	2879	5.75	62.4	99.8	0.7	81	5.5	10.0	<0.1	60	5.98	0.145
2098453	Drill Core	3.47	0.9	79.2	15.3	317	0.6	33.5	32.4	2593	5.47	16.9	12.2	1.0	92	2.2	5.4	<0.1	70	6.41	0.143
2098454	Rock Chip	0.36	0.1	2.4	5.7	53	0.1	3.7	4.3	581	1.93	<0.5	6.1	5.1	73	<0.1	0.1	<0.1	37	0.72	0.076
2098455	Drill Core	3.07	0.8	41.7	12.1	207	0.6	28.8	25.3	2067	5.01	16.3	2.6	1.0	71	1.1	5.7	<0.1	86	6.99	0.136
2098456	Drill Core	1.21	5.6	102.3	584.8	995	18.7	38.1	34.0	6133	4.58	281.6	742.0	0.4	280	22.7	22.2	<0.1	30	8.60	0.103



Acme Analytical Laboratories (Vancouver) Ltd.
 1020 Cordova St. East Vancouver BC V6A 4A3 Canada
 Phone (604) 253-3158 Fax (604) 253-1716

www.acmelab.com

Client: **Excalibur Resources Ltd.**
 Suite 400, 20 Adelaide Street East
 Toronto ON M5C 2T6 Canada

Project: Cariboo
 Report Date: November 15, 2012

Page: 2 of 3

Part: 2 of 1

CERTIFICATE OF ANALYSIS

VAN12005099.1

Method	1DX15	1DX15	1DX15	1DX15	1DX15	1DX15	1DX15	1DX15	1DX15	1DX15	1DX15	1DX15	1DX15	1DX15	1DX15	1DX15	1DX15	
Analyte	La	Cr	Mg	Ba	Ti	B	Al	Na	K	W	Hg	Sc	Tl	S	Ga	Se	Te	
Unit	ppm	ppm	%	ppm	%	ppm	%	%	%	ppm	ppm	ppm	ppm	%	ppm	ppm	ppm	
MDL	1	1	0.01	1	0.001	1	0.01	0.001	0.01	0.1	0.01	0.1	0.1	0.05	1	0.5	0.2	
G1	Prep Blank	9	8	0.62	262	0.131	2	1.03	0.080	0.52	<0.1	<0.01	2.7	0.3	<0.05	5	<0.5	<0.2
G1	Prep Blank	10	8	0.60	252	0.123	2	1.02	0.080	0.51	<0.1	<0.01	2.5	0.3	<0.05	5	<0.5	<0.2
2098429	Drill Core	5	48	0.26	99	0.036	2	0.25	0.006	0.27	2.2	0.18	7.8	<0.1	<0.05	<1	<0.5	<0.2
2098430	Rock Chip	9	8	0.67	231	0.129	1	1.02	0.078	0.47	<0.1	<0.01	2.4	0.3	<0.05	5	<0.5	<0.2
2098431	Drill Core	5	23	0.06	284	0.008	2	0.32	<0.001	0.32	1.8	1.00	8.9	0.5	<0.05	1	0.8	<0.2
2098432	Drill Core	<1	2	1.52	165	<0.001	<1	0.03	0.002	0.02	0.2	7.56	1.5	<0.1	0.63	<1	2.0	0.3
2098433	Rock Pulp	6	33	0.58	141	0.117	5	1.26	0.084	0.11	0.9	0.12	4.7	<0.1	0.40	4	0.9	<0.2
2098434	Drill Core	1	12	0.99	68	0.002	2	0.16	0.001	0.20	0.9	2.76	7.5	1.0	2.29	<1	<0.5	<0.2
2098435	Drill Core	4	58	0.07	137	0.014	2	0.30	0.011	0.28	4.1	0.62	8.0	0.1	<0.05	<1	<0.5	<0.2
2098436	Drill Core	2	59	2.02	78	0.008	2	0.34	0.015	0.34	0.9	0.33	7.7	0.2	0.50	<1	<0.5	<0.2
2098437	Drill Core	2	45	1.24	293	0.006	3	0.39	0.035	0.36	0.9	0.58	7.1	0.1	0.25	<1	<0.5	<0.2
2098438	Drill Core	6	33	0.36	248	0.019	3	0.41	0.032	0.29	0.9	0.40	6.0	<0.1	<0.05	<1	<0.5	<0.2
2098439	Drill Core	8	8	0.19	159	0.032	2	0.41	0.025	0.29	0.5	0.40	2.5	<0.1	<0.05	<1	<0.5	<0.2
2098440	Drill Core	3	65	1.07	167	0.010	2	0.34	0.026	0.32	0.8	0.56	5.0	<0.1	0.07	1	<0.5	<0.2
2098441	Drill Core	4	172	0.86	289	0.069	1	1.01	0.020	0.66	0.6	0.45	8.1	0.4	<0.05	3	<0.5	<0.2
2098442	Drill Core	3	190	1.27	97	0.048	2	0.93	0.015	0.59	0.6	1.27	7.1	0.3	0.07	2	<0.5	<0.2
2098443	Drill Core	4	114	1.21	194	0.090	2	1.08	0.023	0.74	0.3	0.04	6.4	0.3	<0.05	3	<0.5	<0.2
2098444	Drill Core	5	132	2.89	117	0.037	1	1.64	0.036	0.40	0.2	0.04	7.2	0.1	<0.05	4	<0.5	<0.2
2098445	Drill Core	4	40	0.70	81	0.028	2	0.28	0.008	0.34	1.4	0.60	9.0	<0.1	<0.05	<1	<0.5	<0.2
2098446	Drill Core	3	30	0.78	60	0.022	2	0.26	0.007	0.32	1.8	0.49	8.1	0.1	0.27	<1	<0.5	<0.2
2098447	Drill Core	5	18	0.04	105	0.009	2	0.29	0.004	0.31	1.5	1.38	8.2	0.3	0.07	<1	<0.5	<0.2
2098448	Drill Core	<1	2	0.65	168	<0.001	<1	0.03	<0.001	0.02	0.5	6.76	1.5	0.2	0.50	<1	1.1	0.9
2098449	Drill Core	<1	8	0.87	32	0.002	<1	0.13	0.003	0.13	3.0	13.33	5.0	2.1	3.54	<1	2.9	1.5
2098450	Drill Core	3	14	0.05	134	0.003	3	0.26	0.006	0.29	3.2	12.71	9.2	2.8	0.69	<1	1.2	1.1
2098451	Drill Core	2	16	0.44	29	0.005	2	0.20	0.005	0.25	1.2	1.30	9.3	0.6	1.23	<1	0.7	<0.2
2098452	Drill Core	3	62	0.23	174	0.012	2	0.35	0.018	0.34	1.5	1.24	7.6	0.1	0.11	<1	<0.5	<0.2
2098453	Drill Core	5	58	0.35	135	0.031	1	0.28	0.011	0.28	1.5	0.29	8.1	<0.1	<0.05	<1	<0.5	<0.2
2098454	Rock Chip	10	6	0.67	213	0.121	<1	0.99	0.080	0.46	<0.1	0.03	2.5	0.2	<0.05	5	<0.5	<0.2
2098455	Drill Core	4	42	0.10	74	0.054	2	0.24	0.005	0.27	4.3	0.15	7.8	<0.1	<0.05	<1	<0.5	<0.2
2098456	Drill Core	1	13	0.83	47	0.002	1	0.17	0.008	0.18	1.6	1.86	8.9	0.8	3.32	<1	1.8	<0.2



Acme Analytical Laboratories (Vancouver) Ltd.
 1020 Cordova St. East Vancouver BC V6A 4A3 Canada
 Phone (604) 253-3158 Fax (604) 253-1716

www.acmelab.com

Client: **Excalibur Resources Ltd.**
 Suite 400, 20 Adelaide Street East
 Toronto ON M5C 2T6 Canada

Project: Cariboo
 Report Date: November 15, 2012

Page: 3 of 3

Part: 1 of 1

CERTIFICATE OF ANALYSIS

VAN12005099.1

Method	WGHT	1DX15	1DX15	1DX15	1DX15	1DX15	1DX15	1DX15	1DX15	1DX15	1DX15	1DX15	1DX15	1DX15	1DX15	1DX15	1DX15	1DX15	1DX15	1DX15	1DX15
Analyte	Wgt	Mo	Cu	Pb	Zn	Ag	Ni	Co	Mn	Fe	As	Au	Th	Sr	Cd	Sb	Bi	V	Ca	P	
Unit	kg	ppm	ppm	ppm	ppm	ppm	ppm	ppm	ppm	%	ppm	ppb	ppm	ppm	ppm	ppm	ppm	ppm	%	%	
MDL	0.01	0.1	0.1	0.1	1	0.1	0.1	0.1	1	0.01	0.5	0.5	0.1	1	0.1	0.1	0.1	2	0.01	0.001	
2098457	Drill Core	2.65	46.3	62.9	1412	3150	37.5	13.5	9.9	9168	2.08	78.4	1935	0.1	321	53.0	36.9	<0.1	37	9.58	0.036
2098458	Rock Pulp	0.05	369.8	3417	24.0	54	1.9	30.0	8.6	446	3.21	13.4	780.9	1.2	35	0.4	3.4	0.6	54	0.69	0.051
2098459	Drill Core	1.03	47.7	112.3	1650	4409	68.4	38.3	29.5	9865	4.33	346.6	2985	0.4	226	62.0	38.5	<0.1	36	7.78	0.103
2098460	Drill Core	2.76	2.3	151.8	60.8	755	5.0	44.6	41.2	3233	5.86	167.1	535.9	0.8	40	8.1	11.2	<0.1	43	3.84	0.157
2098461	Drill Core	5.11	2.8	185.3	77.6	254	1.8	41.2	35.3	2190	5.06	124.0	74.6	0.4	262	4.2	10.1	<0.1	42	6.54	0.131
2098462	Drill Core	1.31	1.1	318.3	34.7	228	0.8	44.1	39.9	2036	4.92	79.6	12.2	0.4	196	5.3	4.4	<0.1	32	7.10	0.138
2098463	Drill Core	3.68	1.0	137.1	52.9	245	0.4	31.9	30.5	2265	5.03	17.4	23.5	0.8	103	3.6	3.2	<0.1	46	8.12	0.129
2098464	Drill Core	3.19	0.9	77.1	7.4	136	0.8	25.7	24.3	1909	4.93	9.0	2.3	0.7	152	0.8	3.7	<0.1	77	7.41	0.115
2098465	Drill Core	1.75	13.3	77.3	573.0	733	11.6	38.4	36.9	4752	4.52	163.2	1316	0.4	239	12.4	8.9	0.6	33	7.36	0.119
2098466	Drill Core	2.24	135.0	78.6	1729	3667	50.0	15.4	9.9	8481	1.92	86.9	8135	0.1	444	70.2	45.2	<0.1	28	11.36	0.030
2098467	Drill Core	1.50	39.1	98.0	688.6	2402	29.8	33.4	26.3	8008	4.42	216.3	1794	0.5	237	29.9	30.3	<0.1	37	8.87	0.115
2098468	Drill Core	3.64	10.4	210.3	257.2	760	12.6	41.3	35.3	3089	5.52	158.4	8418	0.4	197	8.6	14.3	<0.1	43	6.76	0.120
2098469	Drill Core	3.13	0.8	70.3	14.7	219	0.5	40.3	34.1	2511	6.43	11.0	15.5	1.1	48	6.6	2.4	<0.1	69	3.79	0.147
2098470	Drill Core	1.07	4.1	80.6	313.9	1147	25.3	34.1	32.5	5311	4.74	76.6	2121	0.8	34	16.9	20.2	<0.1	55	3.50	0.138
2098471	Drill Core	1.12	30.9	73.5	1394	2444	60.9	14.8	10.1	9484	2.10	69.0	1710	0.1	183	52.2	47.0	<0.1	56	8.80	0.035
2098472	Drill Core	1.69	27.0	126.6	844.6	1896	36.6	35.4	26.5	8864	4.67	349.7	2147	0.5	126	29.6	44.2	<0.1	32	7.97	0.105
2098473	Rock Chip	0.35	0.1	2.8	6.5	52	0.2	3.8	4.2	551	1.85	<0.5	2.8	4.6	65	0.1	0.2	<0.1	36	0.63	0.069
2098474	Drill Core	0.51	10.3	58.9	600.7	1700	65.6	13.5	9.5	9129	2.03	90.9	1708	0.1	416	31.2	29.3	<0.1	64	15.61	0.025
2098475	Drill Core	2.25	1.4	100.7	145.5	1444	8.8	43.5	38.0	3336	5.97	106.6	361.4	0.8	31	16.0	15.7	<0.1	43	3.53	0.134
2098476	Drill Core	3.79	0.4	75.9	14.4	154	0.5	33.5	30.2	2208	5.64	8.0	4.6	1.1	82	6.1	3.1	<0.1	63	4.10	0.131
2098477	Rock Pulp	0.02	1078	8585	43.0	149	3.4	39.2	20.3	512	4.32	28.7	568.7	1.4	39	1.5	4.8	1.2	102	1.00	0.076
2098478	Drill Core	1.44	0.8	121.0	20.0	270	1.6	26.7	25.1	3204	4.73	20.0	38.6	0.6	209	3.5	2.5	<0.1	54	6.56	0.128
2098479	Drill Core	0.39	7.9	167.1	129.7	491	16.6	42.0	43.2	4892	5.36	245.1	690.7	1.0	36	5.9	25.3	<0.1	43	0.42	0.134
2098480	Drill Core	1.44	77.8	98.2	1600	4101	93.3	10.9	8.4	6412	1.56	59.8	3054	0.1	135	88.9	59.1	0.3	58	4.91	0.027
2098481	Drill Core	1.00	27.8	105.3	769.0	1873	33.9	43.7	31.4	8371	5.16	299.4	2736	0.5	153	30.8	23.6	<0.1	35	6.17	0.112
2098482	Drill Core	3.46	3.5	170.1	831.1	1729	31.9	40.9	41.5	4676	5.42	209.5	976.9	0.8	39	25.7	28.7	<0.1	45	4.07	0.137
2098483	Drill Core	0.94	0.8	266.1	42.0	353	3.2	45.4	43.6	2979	6.66	112.1	35.2	0.8	37	2.8	8.5	<0.1	52	4.63	0.127



Acme Analytical Laboratories (Vancouver) Ltd.

1020 Cordova St. East Vancouver BC V6A 4A3 Canada
 Phone (604) 253-3158 Fax (604) 253-1716

www.acmelab.com

Client: **Excalibur Resources Ltd.**
 Suite 400, 20 Adelaide Street East
 Toronto ON M5C 2T6 Canada

Project: Cariboo
 Report Date: November 15, 2012

Page: 3 of 3

Part: 2 of 1

CERTIFICATE OF ANALYSIS

VAN12005099.1

Method	Analyte	1DX15	1DX15	1DX15	1DX15	1DX15	1DX15	1DX15	1DX15	1DX15	1DX15	1DX15	1DX15	1DX15	1DX15	1DX15	1DX15	1DX15
		La	Cr	Mg	Ba	Ti	B	Al	Na	K	W	Hg	Sc	Tl	S	Ga	Se	Te
Unit		ppm	ppm	%	ppm	%	ppm	%	%	ppm	ppm	ppm	ppm	%	ppm	ppm	ppm	
MDL		1	1	0.01	1	0.001	1	0.01	0.001	0.01	0.01	0.01	0.01	0.05	1	0.5	0.2	
2098457	Drill Core	<1	3	1.25	115	<0.001	2	0.05	0.003	0.05	0.5	4.87	2.9	0.2	1.04	<1	1.9	0.4
2098458	Rock Pulp	5	31	0.59	130	0.113	7	1.24	0.085	0.10	0.9	0.06	4.7	<0.1	0.39	4	0.9	<0.2
2098459	Drill Core	2	10	0.85	36	0.002	2	0.14	0.002	0.15	1.0	5.75	7.3	0.9	3.58	<1	1.1	1.0
2098460	Drill Core	4	48	0.06	203	0.005	2	0.37	0.014	0.31	1.2	1.17	7.3	0.4	0.08	<1	<0.5	<0.2
2098461	Drill Core	2	71	1.36	146	0.005	2	0.32	0.021	0.36	1.0	0.66	6.4	0.2	0.67	<1	<0.5	<0.2
2098462	Drill Core	2	77	0.83	215	0.004	3	0.29	0.023	0.29	1.0	0.34	5.4	0.1	0.38	<1	<0.5	<0.2
2098463	Drill Core	4	42	0.10	323	0.011	3	0.29	0.033	0.25	0.9	0.31	5.8	<0.1	<0.05	<1	<0.5	<0.2
2098464	Drill Core	3	40	0.94	27	0.049	3	0.18	0.014	0.27	4.9	0.08	7.6	<0.1	<0.05	<1	<0.5	<0.2
2098465	Drill Core	1	15	0.81	34	0.004	3	0.20	0.009	0.24	1.5	1.38	7.4	0.7	3.23	<1	1.5	<0.2
2098466	Drill Core	<1	3	0.82	81	<0.001	2	0.04	0.009	0.05	3.3	6.72	2.4	0.2	1.26	<1	2.4	0.4
2098467	Drill Core	2	18	0.76	49	0.004	2	0.17	0.012	0.22	0.9	3.80	7.0	1.1	2.31	<1	1.1	0.4
2098468	Drill Core	2	45	0.88	116	0.007	3	0.25	0.017	0.30	1.3	1.32	7.1	0.2	0.95	<1	<0.5	<0.2
2098469	Drill Core	6	63	0.06	176	0.039	2	0.30	0.014	0.29	1.7	0.23	7.7	<0.1	<0.05	<1	<0.5	<0.2
2098470	Drill Core	4	20	0.05	130	0.020	2	0.25	0.007	0.27	2.2	1.83	7.3	0.2	<0.05	<1	<0.5	<0.2
2098471	Drill Core	<1	3	2.08	30	<0.001	2	0.05	0.009	0.07	0.5	7.46	3.0	0.1	0.49	<1	1.3	0.4
2098472	Drill Core	1	11	2.16	11	0.002	2	0.13	0.009	0.14	1.1	6.53	7.3	1.0	3.18	<1	1.5	0.2
2098473	Rock Chip	8	6	0.64	191	0.119	1	0.92	0.066	0.44	<0.1	0.02	2.4	0.2	<0.05	5	<0.5	<0.2
2098474	Drill Core	<1	3	0.79	98	<0.001	1	0.04	0.008	0.07	0.3	6.20	2.8	0.2	0.56	<1	0.9	<0.2
2098475	Drill Core	4	20	0.07	170	0.008	2	0.28	0.008	0.24	1.2	2.14	8.1	0.2	<0.05	<1	<0.5	<0.2
2098476	Drill Core	6	65	0.33	107	0.032	1	0.28	0.017	0.27	1.7	0.16	7.2	<0.1	<0.05	<1	<0.5	<0.2
2098477	Rock Pulp	7	58	1.06	44	0.138	6	1.74	0.118	0.55	13.5	0.13	8.8	0.4	2.01	6	4.5	0.6
2098478	Drill Core	3	31	0.66	29	0.022	2	0.21	0.008	0.25	2.2	0.46	6.5	<0.1	0.31	<1	<0.5	<0.2
2098479	Drill Core	5	18	0.03	67	0.007	2	0.25	0.009	0.27	1.3	2.00	9.2	0.3	0.09	<1	1.2	<0.2
2098480	Drill Core	<1	4	1.09	116	0.001	<1	0.07	0.012	0.06	0.3	9.85	2.2	<0.1	0.83	<1	3.1	0.4
2098481	Drill Core	1	12	1.20	25	0.003	2	0.17	0.009	0.20	1.2	3.99	7.2	1.1	3.93	<1	2.0	0.8
2098482	Drill Core	3	20	0.09	110	0.012	2	0.24	0.009	0.24	2.9	3.74	7.5	0.6	0.15	<1	0.8	0.4
2098483	Drill Core	4	60	0.08	215	0.007	2	0.30	0.011	0.23	1.7	0.56	7.8	0.1	<0.05	<1	<0.5	<0.2



Acme Analytical Laboratories (Vancouver) Ltd.
 1020 Cordova St. East Vancouver BC V6A 4A3 Canada
 Phone (604) 253-3158 Fax (604) 253-1716

www.acmelab.com

Client: **Excalibur Resources Ltd.**
 Suite 400, 20 Adelaide Street East
 Toronto ON M5C 2T6 Canada

Project: Cariboo
 Report Date: November 15, 2012

Page: 1 of 1

Part: 1 of 1

QUALITY CONTROL REPORT

VAN12005099.1

Method	WGHT	1DX15	1DX15	1DX15	1DX15	1DX15	1DX15	1DX15	1DX15	1DX15	1DX15	1DX15	1DX15	1DX15	1DX15	1DX15	1DX15	1DX15	1DX15	1DX15	
Analyte	Wgt	Mo	Cu	Pb	Zn	Ag	Ni	Co	Mn	Fe	As	Au	Th	Sr	Cd	Sb	Bi	V	Ca	P	
Unit	kg	ppm	ppm	ppm	ppm	ppm	ppm	ppm	ppm	%	ppm	ppb	ppm	ppm	ppm	ppm	ppm	ppm	%	%	
MDL	0.01	0.1	0.1	0.1	1	0.1	0.1	0.1	1	0.01	0.5	0.5	0.1	1	0.1	0.1	0.1	2	0.01	0.001	
Pulp Duplicates																					
2098449	Drill Core	1.21	127.6	124.0	1971	6332	>100	43.8	26.8	9838	3.83	297.0	3599	0.3	110	83.5	69.4	<0.1	35	4.94	0.076
REP 2098449	QC		125.9	121.7	1957	6280	>100	42.6	26.3	9772	3.77	295.6	3426	0.3	110	83.3	67.8	<0.1	35	4.89	0.073
2098458	Rock Pulp	0.05	369.8	3417	24.0	54	1.9	30.0	8.6	446	3.21	13.4	780.9	1.2	35	0.4	3.4	0.6	54	0.69	0.051
REP 2098458	QC		370.2	3403	24.1	54	1.9	30.0	8.6	446	3.17	13.6	850.3	1.2	38	0.3	3.3	0.6	53	0.70	0.054
2098470	Drill Core	1.07	4.1	80.6	313.9	1147	25.3	34.1	32.5	5311	4.74	76.6	2121	0.8	34	16.9	20.2	<0.1	55	3.50	0.138
REP 2098470	QC		3.7	74.8	298.9	1103	24.7	33.6	30.9	5282	4.54	75.5	2000	0.8	32	17.1	19.9	<0.1	54	3.37	0.129
2098478	Drill Core	1.44	0.8	121.0	20.0	270	1.6	26.7	25.1	3204	4.73	20.0	38.6	0.6	209	3.5	2.5	<0.1	54	6.56	0.128
REP 2098478	QC		0.5	120.3	19.1	288	1.5	28.9	26.0	3158	4.72	20.5	39.5	0.6	211	3.4	2.4	<0.1	54	6.55	0.125
Core Reject Duplicates																					
2098445	Drill Core	5.29	1.2	108.9	74.9	378	0.8	35.2	33.5	2770	5.61	16.4	4.8	0.9	121	11.9	4.0	<0.1	77	5.96	0.133
DUP 2098445	QC	<0.01	1.1	92.8	80.8	377	0.7	34.2	34.2	2772	5.66	16.2	3.6	0.9	116	11.6	3.7	<0.1	76	5.84	0.134
2098479	Drill Core	0.39	7.9	167.1	129.7	491	16.6	42.0	43.2	4892	5.36	245.1	690.7	1.0	36	5.9	25.3	<0.1	43	0.42	0.134
DUP 2098479	QC	<0.01	8.6	163.1	121.9	487	16.9	41.2	44.1	4820	5.45	244.0	677.8	1.0	37	5.7	24.2	<0.1	49	0.43	0.143
Reference Materials																					
STD DS9	Standard		14.0	114.7	132.8	316	1.9	41.0	7.8	599	2.42	27.4	188.5	7.4	81	2.7	5.8	7.7	44	0.76	0.085
STD DS9	Standard		13.7	106.3	129.4	310	1.7	40.3	7.4	606	2.34	24.1	132.1	7.1	73	2.0	4.9	6.4	43	0.75	0.078
STD DS9 Expected			12.84	108	126	317	1.83	40.3	7.6	575	2.33	25.5	118	6.38	69.6	2.4	4.94	6.32	40	0.7201	0.0819
BLK	Blank		<0.1	<0.1	<0.1	<1	<0.1	0.2	<0.1	2	<0.01	<0.5	<0.5	<0.1	<1	<0.1	<0.1	<0.1	<2	<0.01	<0.001
BLK	Blank		<0.1	0.3	<0.1	<1	<0.1	<0.1	<0.1	<1	<0.01	<0.5	<0.5	<0.1	<1	<0.1	<0.1	<0.1	<2	<0.01	<0.001
Prep Wash																					
G1	Prep Blank	<0.01	<0.1	2.3	3.0	49	<0.1	4.2	4.6	601	2.05	<0.5	<0.5	5.2	61	<0.1	<0.1	<0.1	39	0.47	0.080
G1	Prep Blank	<0.01	<0.1	2.2	2.9	47	<0.1	4.2	4.6	600	2.02	<0.5	<0.5	5.4	62	<0.1	<0.1	<0.1	39	0.47	0.082



Acme Analytical Laboratories (Vancouver) Ltd.

1020 Cordova St. East Vancouver BC V6A 4A3 Canada
Phone (604) 253-3158 Fax (604) 253-1716

www.acmelab.com

Client: **Excalibur Resources Ltd.**
Suite 400, 20 Adelaide Street East
Toronto ON M5C 2T6 Canada

Project: Cariboo
Report Date: November 15, 2012

Page: 1 of 1

Part: 2 of 1

QUALITY CONTROL REPORT

VAN12005099.1

Method		1DX15	1DX15	1DX15	1DX15	1DX15	1DX15	1DX15	1DX15	1DX15	1DX15	1DX15	1DX15	1DX15	1DX15	1DX15	1DX15	1DX15
Analyte		La	Cr	Mg	Ba	Ti	B	Al	Na	K	W	Hg	Sc	Tl	S	Ga	Se	Te
Unit		ppm	ppm	%	ppm	%	ppm	%	%	%	ppm	ppm	ppm	ppm	%	ppm	ppm	ppm
MDL		1	1	0.01	1	0.001	1	0.01	0.001	0.01	0.1	0.01	0.1	0.1	0.05	1	0.5	0.2
Pulp Duplicates																		
2098449	Drill Core	<1	8	0.87	32	0.002	<1	0.13	0.003	0.13	3.0	13.33	5.0	2.1	3.54	<1	2.9	1.5
REP 2098449	QC	<1	8	0.86	32	0.002	2	0.13	0.004	0.13	2.9	13.81	5.0	2.1	3.50	<1	3.3	1.4
2098458	Rock Pulp	5	31	0.59	130	0.113	7	1.24	0.085	0.10	0.9	0.06	4.7	<0.1	0.39	4	0.9	<0.2
REP 2098458	QC	5	31	0.58	133	0.111	6	1.23	0.079	0.10	0.8	0.11	4.4	<0.1	0.39	4	1.0	<0.2
2098470	Drill Core	4	20	0.05	130	0.020	2	0.25	0.007	0.27	2.2	1.83	7.3	0.2	<0.05	<1	<0.5	<0.2
REP 2098470	QC	4	19	0.05	127	0.018	2	0.23	0.006	0.25	2.0	1.70	7.4	0.2	<0.05	<1	0.5	<0.2
2098478	Drill Core	3	31	0.66	29	0.022	2	0.21	0.008	0.25	2.2	0.46	6.5	<0.1	0.31	<1	<0.5	<0.2
REP 2098478	QC	3	33	0.66	28	0.023	1	0.20	0.008	0.25	2.2	0.49	6.6	0.1	0.32	<1	<0.5	<0.2
Core Reject Duplicates																		
2098445	Drill Core	4	40	0.70	81	0.028	2	0.28	0.008	0.34	1.4	0.60	9.0	<0.1	<0.05	<1	<0.5	<0.2
DUP 2098445	QC	5	39	0.66	83	0.027	2	0.29	0.009	0.32	1.4	0.61	8.3	<0.1	<0.05	<1	<0.5	<0.2
2098479	Drill Core	5	18	0.03	67	0.007	2	0.25	0.009	0.27	1.3	2.00	9.2	0.3	0.09	<1	1.2	<0.2
DUP 2098479	QC	5	20	0.04	69	0.008	2	0.30	0.011	0.35	1.4	1.85	9.9	0.2	0.09	1	1.4	<0.2
Reference Materials																		
STD DS9	Standard	15	123	0.65	336	0.124	2	1.00	0.087	0.41	3.2	0.21	2.9	5.6	0.17	5	4.9	5.6
STD DS9	Standard	14	121	0.65	297	0.122	2	1.01	0.090	0.40	3.0	0.20	2.7	5.4	0.17	5	5.6	4.9
STD DS9 Expected		13.3	121	0.6165	295	0.1108		0.9577	0.0853	0.395	2.89	0.2	2.5	5.3	0.1615	4.59	5.2	5.02
BLK	Blank	<1	<1	<0.01	<1	<0.001	<1	<0.01	<0.001	<0.01	<0.1	0.01	<0.1	<0.1	<0.05	<1	<0.5	<0.2
BLK	Blank	<1	<1	<0.01	<1	<0.001	<1	<0.01	<0.001	<0.01	<0.1	0.03	<0.1	<0.1	<0.05	<1	<0.5	<0.2
Prep Wash																		
G1	Prep Blank	9	8	0.62	262	0.131	2	1.03	0.080	0.52	<0.1	<0.01	2.7	0.3	<0.05	5	<0.5	<0.2
G1	Prep Blank	10	8	0.60	252	0.123	2	1.02	0.080	0.51	<0.1	<0.01	2.5	0.3	<0.05	5	<0.5	<0.2



1020 Cordova St. East Vancouver BC V6A 4A3 Canada

Acme Analytical Laboratories (Vancouver) Ltd.

www.acmelab.com

Client: Excalibur Resources Ltd.

Suite 400, 20 Adelaide Street East
Toronto ON M5C 2T6 Canada

Submitted By: Tim Andrew
Receiving Lab: Canada-Vancouver
Received: October 31, 2012
Report Date: November 08, 2012
Page: 1 of 4

CERTIFICATE OF ANALYSIS

VAN12005189.1

CLIENT JOB INFORMATION

Project: Cariboo
Shipment ID: 12 Excal-3
P.O. Number
Number of Samples: 75

SAMPLE PREPARATION AND ANALYTICAL PROCEDURES

Table with 6 columns: Method Code, Number of Samples, Code Description, Test Wgt (g), Report Status, Lab. Contains two rows of sample preparation data.

SAMPLE DISPOSAL

DISP-PLP Dispose of Pulp After 90 days
DISP-RJT Dispose of Reject After 90 days

ADDITIONAL COMMENTS

Acme does not accept responsibility for samples left at the laboratory after 90 days without prior written instructions for sample storage or return.

Invoice To: Excalibur Resources Ltd.
Suite 400, 20 Adelaide Street East
Toronto ON M5C 2T6
Canada

CC: Perry Grunenberg
Andrew Roberts



This report supersedes all previous preliminary and final reports with this file number dated prior to the date on this certificate. Signature indicates final approval; preliminary reports are unsigned and should be used for reference only. All results are considered the confidential property of the client. Acme assumes the liabilities for actual cost of analysis only. Results apply to samples as submitted. ** asterisk indicates that an analytical result could not be provided due to unusually high levels of interference from other elements.



Acme Analytical Laboratories (Vancouver) Ltd.

1020 Cordova St. East Vancouver BC V6A 4A3 Canada
Phone (604) 253-3158 Fax (604) 253-1716

www.acmelab.com

Client: **Excalibur Resources Ltd.**

Suite 400, 20 Adelaide Street East
Toronto ON M5C 2T6 Canada

Project: Cariboo

Report Date: November 08, 2012

Page: 2 of 4

Part: 1 of 1

CERTIFICATE OF ANALYSIS

VAN12005189.1

Method	Analyte	WGHT	1DX15	1DX15	1DX15	1DX15	1DX15	1DX15	1DX15	1DX15	1DX15	1DX15	1DX15	1DX15	1DX15	1DX15	1DX15	1DX15	1DX15	1DX15	1DX15
		Wgt	Mo	Cu	Pb	Zn	Ag	Ni	Co	Mn	Fe	As	Au	Th	Sr	Cd	Sb	Bi	V	Ca	P
Unit		kg	ppm	ppm	ppm	ppm	ppm	ppm	ppm	%	ppm	ppb	ppm	ppm	ppm	ppm	ppm	ppm	%	%	%
MDL		0.01	0.1	0.1	0.1	1	0.1	0.1	0.1	1	0.01	0.5	0.5	0.1	1	0.1	0.1	2	0.01	0.001	0.001
G1	Prep Blank	<0.01	<0.1	1.6	2.5	49	<0.1	3.7	4.4	581	2.02	<0.5	1.0	4.6	55	<0.1	<0.1	<0.1	37	0.44	0.079
G1	Prep Blank	<0.01	<0.1	1.6	2.4	48	<0.1	3.8	4.4	593	1.98	<0.5	<0.5	5.2	59	<0.1	<0.1	<0.1	36	0.45	0.081
2098484	Drill Core	2.40	0.6	76.9	16.0	191	2.0	37.7	31.4	2957	5.74	49.0	11.4	1.0	125	1.4	3.1	<0.1	42	7.81	0.144
2098485	Drill Core	0.90	45.7	160.1	2568	4824	87.6	52.9	50.6	7188	6.90	330.2	6803	0.8	51	62.1	43.2	<0.1	41	0.64	0.137
2098486	Drill Core	0.52	72.9	63.9	779.4	4952	32.8	20.1	15.7	9300	3.06	114.3	2667	0.2	173	71.3	23.8	<0.1	36	5.21	0.049
2098487	Drill Core	1.26	10.1	153.0	942.4	4308	43.4	54.7	47.8	6825	6.27	233.5	2681	0.9	39	43.0	32.3	<0.1	40	0.44	0.158
2098488	Drill Core	3.07	1.1	142.2	20.7	549	2.3	43.4	39.1	1760	5.69	80.2	362.8	0.7	228	3.5	6.4	<0.1	52	4.85	0.145
2098489	Drill Core	5.09	0.2	36.4	9.3	87	0.1	55.9	34.7	1347	5.70	13.6	6.0	0.8	226	0.6	1.2	<0.1	181	5.24	0.134
2098490	Drill Core	2.21	0.3	18.0	4.7	84	0.2	35.8	30.7	1916	5.86	10.0	2.1	0.9	70	0.3	2.7	<0.1	66	7.93	0.119
2098491	Drill Core	5.23	0.4	106.2	6.5	95	1.0	42.2	31.4	1937	5.38	27.4	8.0	0.6	337	0.3	2.5	<0.1	64	6.54	0.120
2098492	Drill Core	1.57	14.3	106.6	332.6	1182	22.4	48.4	39.1	4690	6.56	222.4	3240	0.6	170	15.1	16.8	<0.1	26	4.63	0.157
2098493	Rock Chip	0.29	0.1	2.1	3.5	49	<0.1	3.5	4.2	549	1.86	<0.5	1.0	4.8	63	<0.1	<0.1	<0.1	34	0.62	0.076
2098494	Drill Core	2.16	116.8	95.0	3884	>10000	50.6	27.4	19.2	7314	2.94	152.6	8698	0.2	296	136.4	29.1	0.3	26	7.94	0.055
2098495	Drill Core	1.09	2.4	134.1	266.3	1385	10.4	41.7	38.6	3022	5.41	153.9	445.8	0.4	258	9.8	6.9	<0.1	27	6.58	0.151
2098496	Drill Core	3.62	1.5	272.8	53.7	396	1.9	15.4	23.1	2334	4.54	24.4	41.3	1.2	246	3.0	2.7	<0.1	29	4.20	0.228
2098497	Drill Core	0.63	2.1	178.9	37.5	574	2.2	17.5	39.3	3019	4.24	30.1	52.3	1.1	37	3.4	1.8	<0.1	28	2.79	0.163
2098498	Drill Core	2.10	1.4	71.8	68.0	478	0.9	32.3	26.2	3263	5.46	17.0	19.7	0.8	158	2.7	1.6	<0.1	57	7.02	0.126
2098499	Drill Core	2.88	15.5	110.4	486.6	899	12.6	48.7	38.1	4001	6.23	146.1	877.9	0.5	198	10.4	11.4	<0.1	47	5.69	0.130
2098500	Drill Core	1.94	129.4	53.5	1473	7519	32.8	16.9	9.4	>10000	2.55	64.8	3083	0.1	166	116.1	27.5	<0.1	31	8.58	0.047
2098501	Drill Core	4.85	4.8	112.2	197.4	800	5.7	48.7	34.4	3484	5.52	186.4	711.0	0.4	333	10.7	9.1	<0.1	67	7.02	0.143
2098502	Drill Core	4.27	2.1	379.7	73.6	408	1.8	15.3	23.6	2629	4.43	27.7	16.9	1.4	202	6.2	6.0	<0.1	34	3.94	0.203
2098503	Drill Core	1.25	0.8	107.6	8.7	140	0.6	12.5	19.6	1460	4.18	10.0	3.9	1.7	126	1.3	1.2	<0.1	25	4.30	0.222
2098504	Rock Pulp	0.05	370.6	3453	24.1	56	1.9	31.1	8.6	467	3.20	13.5	887.9	1.2	36	0.2	3.8	0.6	51	0.71	0.054
2098505	Drill Core	0.50	0.4	40.8	30.6	353	0.6	18.7	20.7	2445	4.24	26.7	18.9	0.8	234	1.7	0.9	<0.1	31	5.41	0.141
2098506	Drill Core	4.43	0.5	53.0	9.8	163	0.4	37.1	28.7	2066	5.76	17.0	5.4	0.9	201	0.9	5.4	<0.1	68	6.75	0.124
2098507	Drill Core	3.53	1.4	60.9	62.9	348	6.3	41.3	31.5	2499	5.61	55.0	144.7	0.5	339	3.1	3.4	<0.1	59	6.02	0.131
2098508	Drill Core	1.13	23.0	120.0	2888	2820	45.5	44.9	45.1	3987	7.25	317.3	1971	0.8	67	33.9	23.9	0.1	31	0.88	0.138
2098509	Drill Core	2.43	106.0	68.2	1262	4370	27.2	25.0	17.6	6657	3.07	138.7	3889	0.2	200	64.4	17.8	<0.1	26	5.32	0.057
2098510	Drill Core	3.15	1.4	184.4	60.5	395	3.1	39.7	30.8	2752	5.10	147.0	206.9	0.4	349	3.8	8.1	<0.1	42	6.93	0.123
2098511	Drill Core	4.96	2.3	223.3	86.5	530	4.8	13.6	22.8	3452	4.36	23.3	158.7	1.3	143	4.2	4.8	<0.1	36	3.79	0.189



Acme Analytical Laboratories (Vancouver) Ltd.

1020 Cordova St. East Vancouver BC V6A 4A3 Canada
Phone (604) 253-3158 Fax (604) 253-1716

www.acmelab.com

Client: **Excalibur Resources Ltd.**
Suite 400, 20 Adelaide Street East
Toronto ON M5C 2T6 Canada

Project: Cariboo
Report Date: November 08, 2012

Page: 2 of 4

Part: 2 of 1

CERTIFICATE OF ANALYSIS

VAN12005189.1

Method	Analyte	1DX15	1DX15	1DX15	1DX15	1DX15	1DX15	1DX15	1DX15	1DX15	1DX15	1DX15	1DX15	1DX15	1DX15	1DX15	1DX15	
		La	Cr	Mg	Ba	Ti	B	Al	Na	K	W	Hg	Sc	Tl	S	Ga	Se	Te
Unit		ppm	ppm	%	ppm	%	ppm	%	%	ppm	ppm	ppm	ppm	%	ppm	ppm	ppm	
MDL		1	1	0.01	1	0.001	1	0.01	0.001	0.01	0.01	0.01	0.01	0.05	1	0.5	0.2	
G1	Prep Blank	9	8	0.60	232	0.109	2	0.95	0.061	0.47	<0.1	<0.01	2.3	0.3	<0.05	5	<0.5	<0.2
G1	Prep Blank	9	7	0.59	234	0.114	<1	0.96	0.068	0.48	<0.1	<0.01	2.4	0.3	<0.05	5	<0.5	<0.2
2098484	Drill Core	5	59	0.13	197	0.005	2	0.35	0.007	0.31	1.0	0.11	6.4	0.2	<0.05	1	<0.5	<0.2
2098485	Drill Core	3	16	0.03	244	0.003	2	0.32	0.007	0.22	3.1	8.19	9.1	1.3	0.13	1	0.8	4.2
2098486	Drill Core	<1	5	0.34	99	0.001	1	0.11	0.005	0.08	0.6	5.94	3.6	0.4	0.49	1	1.4	1.1
2098487	Drill Core	4	20	0.04	338	0.004	1	0.33	0.005	0.24	1.6	7.55	7.6	1.3	0.10	2	1.2	0.5
2098488	Drill Core	4	95	1.82	154	0.033	2	0.71	0.010	0.52	0.4	0.75	6.5	0.6	<0.05	2	<0.5	<0.2
2098489	Drill Core	5	164	3.26	103	0.177	1	2.82	0.029	1.11	0.2	0.04	18.0	0.4	<0.05	9	<0.5	<0.2
2098490	Drill Core	5	67	0.12	105	0.034	1	0.29	0.012	0.19	1.1	0.01	7.5	<0.1	<0.05	1	<0.5	<0.2
2098491	Drill Core	3	109	2.27	78	0.022	2	0.48	0.014	0.40	0.4	0.04	6.6	0.3	0.08	2	<0.5	<0.2
2098492	Drill Core	2	25	0.57	58	0.003	<1	0.27	0.008	0.21	0.9	1.01	6.5	2.0	2.10	1	1.0	1.5
2098493	Rock Chip	8	6	0.62	212	0.107	<1	0.91	0.061	0.45	<0.1	0.02	2.1	0.3	<0.05	5	<0.5	<0.2
2098494	Drill Core	<1	6	0.57	62	0.001	1	0.09	0.005	0.08	0.7	9.07	4.6	0.6	2.35	<1	3.5	2.3
2098495	Drill Core	2	41	0.54	164	0.004	1	0.29	0.006	0.27	1.2	1.48	6.1	0.3	0.90	1	<0.5	<0.2
2098496	Drill Core	6	17	0.50	227	0.004	1	0.40	0.020	0.30	0.2	0.42	3.1	<0.1	0.15	1	<0.5	<0.2
2098497	Drill Core	6	14	0.05	158	0.014	<1	0.31	0.010	0.23	0.7	0.41	4.7	<0.1	0.07	<1	<0.5	<0.2
2098498	Drill Core	3	64	0.51	62	0.016	1	0.28	0.006	0.26	0.7	0.43	7.5	<0.1	0.10	1	<0.5	<0.2
2098499	Drill Core	2	93	0.83	79	0.006	<1	0.28	0.009	0.23	1.0	1.30	7.8	0.8	0.33	1	0.9	0.7
2098500	Drill Core	<1	4	0.57	182	0.001	<1	0.07	0.003	0.06	0.6	8.73	3.5	0.2	0.50	1	1.5	0.4
2098501	Drill Core	2	93	1.68	106	0.097	1	1.26	0.009	0.93	0.9	1.13	6.7	1.1	1.50	3	<0.5	<0.2
2098502	Drill Core	8	19	0.49	229	0.007	2	0.40	0.019	0.28	0.2	0.45	3.1	<0.1	<0.05	1	<0.5	<0.2
2098503	Drill Core	9	16	0.37	293	0.005	1	0.40	0.018	0.29	0.2	0.08	3.2	<0.1	<0.05	<1	<0.5	<0.2
2098504	Rock Pulp	5	33	0.58	131	0.110	7	1.26	0.087	0.11	0.9	0.10	4.7	<0.1	0.39	5	0.8	<0.2
2098505	Drill Core	3	41	0.60	361	0.006	2	0.26	0.008	0.26	0.6	0.29	4.7	<0.1	0.21	<1	<0.5	<0.2
2098506	Drill Core	5	86	0.90	49	0.019	1	0.23	0.012	0.21	0.6	0.11	7.0	<0.1	<0.05	1	<0.5	<0.2
2098507	Drill Core	2	94	2.01	95	0.032	<1	0.44	0.010	0.42	0.3	0.28	6.8	0.7	0.76	2	0.8	<0.2
2098508	Drill Core	4	18	0.06	104	0.004	1	0.31	0.012	0.21	0.7	1.87	8.2	2.1	0.31	<1	1.1	2.3
2098509	Drill Core	<1	6	0.81	41	0.001	<1	0.09	0.006	0.08	0.9	4.05	3.4	0.7	2.45	<1	2.1	1.2
2098510	Drill Core	2	72	1.43	106	0.022	1	0.43	0.009	0.40	0.6	0.42	6.3	0.6	1.28	1	<0.5	<0.2
2098511	Drill Core	7	13	0.23	410	0.007	1	0.41	0.021	0.27	0.6	0.55	3.2	<0.1	0.09	1	<0.5	<0.2

This report supersedes all previous preliminary and final reports with this file number dated prior to the date on this certificate. Signature indicates final approval; preliminary reports are unsigned and should be used for reference only.



Acme Analytical Laboratories (Vancouver) Ltd.
 1020 Cordova St. East Vancouver BC V6A 4A3 Canada
 Phone (604) 253-3158 Fax (604) 253-1716

www.acmelab.com

Client: **Excalibur Resources Ltd.**
 Suite 400, 20 Adelaide Street East
 Toronto ON M5C 2T6 Canada

Project: Cariboo
 Report Date: November 08, 2012

Page: 3 of 4

Part: 1 of 1

CERTIFICATE OF ANALYSIS

VAN12005189.1

Method Analyte Unit MDL	WGHT	1DX15	1DX15	1DX15	1DX15	1DX15	1DX15	1DX15	1DX15	1DX15	1DX15	1DX15	1DX15	1DX15	1DX15	1DX15	1DX15	1DX15	1DX15	1DX15	1DX15
	Wgt	Mo	Cu	Pb	Zn	Ag	Ni	Co	Mn	Fe	As	Au	Th	Sr	Cd	Sb	Bi	V	Ca	P	
	kg	ppm	ppm	ppm	ppm	ppm	ppm	ppm	ppm	%	ppb	ppb	ppm	ppm	ppm	ppm	ppm	ppm	%	%	
	0.01	0.1	0.1	0.1	1	0.1	0.1	0.1	1	0.01	0.5	0.5	0.1	1	0.1	0.1	0.1	2	0.01	0.001	
2098512	Drill Core	4.64	0.8	68.0	14.5	253	0.7	33.6	26.9	2469	6.05	14.2	6.8	1.1	111	1.4	2.6	<0.1	71	5.30	0.132
2098513	Drill Core	4.28	1.7	102.4	228.8	865	7.4	31.8	29.0	3957	4.59	93.0	251.0	0.5	233	12.1	7.0	<0.1	44	6.92	0.131
2098514	Rock Chip	0.37	0.1	1.7	3.5	45	<0.1	3.3	4.0	559	1.93	<0.5	<0.5	4.9	63	<0.1	<0.1	<0.1	34	0.65	0.075
2098515	Drill Core	0.64	28.2	157.0	765.2	2721	32.1	62.5	45.1	8527	7.25	263.1	2563	0.9	58	55.3	28.7	<0.1	19	1.43	0.152
2098516	Drill Core	1.94	73.9	79.7	688.2	2475	33.8	12.8	7.4	3602	1.60	71.8	2342	0.2	49	39.1	23.0	<0.1	21	2.00	0.035
2098517	Drill Core	1.21	1.0	172.3	43.0	555	1.4	41.4	35.2	2708	5.54	89.8	35.2	0.5	216	4.6	4.8	0.2	40	7.50	0.141
2098518	Drill Core	4.83	0.4	151.0	11.2	111	0.3	65.0	36.3	1634	5.74	43.2	15.5	0.9	247	0.8	3.6	<0.1	157	6.24	0.130
2098519	Drill Core	4.41	0.9	187.9	83.7	475	1.1	11.9	22.0	2151	4.37	28.0	9.4	1.5	158	2.7	8.6	<0.1	33	3.82	0.193
2098520	Drill Core	3.61	1.3	130.5	78.0	417	1.8	31.0	34.2	3148	5.56	41.9	33.4	1.2	43	2.8	3.1	<0.1	48	4.52	0.156
2098521	Drill Core	5.26	0.7	100.0	27.1	189	3.1	41.1	31.1	2059	5.46	32.3	54.5	0.5	315	1.4	3.2	<0.1	55	6.35	0.127
2098522	Drill Core	1.03	2.9	169.2	64.6	729	7.7	41.4	36.7	5236	5.70	112.3	411.6	0.9	59	7.6	6.2	<0.1	49	4.17	0.155
2098523	Drill Core	2.21	1.6	71.6	39.2	164	1.7	43.3	35.8	2197	5.86	66.6	30.5	0.5	124	0.9	8.9	<0.1	52	6.12	0.117
2098524	Drill Core	0.83	0.2	15.4	33.7	123	0.4	34.6	26.4	2358	4.94	43.5	7.9	0.6	119	0.5	2.0	<0.1	39	4.61	0.107
2098525	Rock Pulp	0.05	1094	9180	44.7	157	3.8	37.9	20.9	520	4.48	33.0	535.8	1.5	46	<0.1	6.3	1.3	101	0.99	0.081
2098526	Drill Core	3.80	0.5	118.4	8.7	176	0.7	44.7	29.7	2128	5.57	29.9	10.4	0.5	152	0.9	6.4	<0.1	64	5.59	0.112
2098527	Drill Core	1.96	0.7	67.1	6.0	174	0.6	45.4	37.2	2159	5.40	40.2	5.7	0.9	82	0.5	9.1	<0.1	60	6.52	0.124
2098528	Drill Core	5.45	1.5	486.2	43.2	461	4.5	45.9	35.5	2928	6.32	70.1	68.0	0.7	84	4.2	6.0	<0.1	62	4.47	0.128
2098529	Drill Core	1.71	78.8	121.7	849.8	1967	17.6	43.3	36.7	6305	5.15	144.6	4923	0.5	142	29.8	9.9	1.0	40	4.50	0.133
2098530	Drill Core	1.00	72.3	116.4	299.4	3324	29.1	20.4	27.4	5776	2.82	160.6	2264	0.4	50	52.9	42.1	0.1	14	2.01	0.051
2098531	Drill Core	1.57	171.5	206.9	2713	5554	91.7	54.3	40.9	>10000	6.19	454.6	11099	0.9	128	114.9	48.7	<0.1	44	0.16	0.115
2098532	Drill Core	0.91	6.0	419.3	486.6	2286	14.7	53.5	36.3	4137	6.02	104.3	1017	0.9	83	29.5	14.8	<0.1	55	5.04	0.157
2098533	Drill Core	5.31	1.0	100.7	31.7	275	0.7	54.9	36.4	2041	5.96	27.9	42.1	0.9	191	3.2	3.4	<0.1	131	5.84	0.141
2098534	Drill Core	5.73	0.9	101.1	63.9	293	0.6	87.9	42.0	2626	5.92	29.8	52.6	0.8	128	3.0	5.7	<0.1	83	7.58	0.143
2098535	Drill Core	2.45	0.5	74.2	6.5	90	0.3	46.0	32.4	1868	5.95	22.8	7.6	0.9	146	0.8	2.3	<0.1	76	6.03	0.119
2098536	Rock Chip	0.37	0.1	2.0	3.5	49	<0.1	3.6	4.2	566	1.89	<0.5	2.2	4.9	64	<0.1	<0.1	<0.1	34	0.64	0.077
2098537	Drill Core	0.75	0.2	118.1	5.5	66	0.6	39.5	27.0	1764	4.69	23.0	8.2	0.6	165	0.6	3.1	<0.1	61	5.39	0.105
2098538	Drill Core	1.71	0.2	57.8	4.3	67	0.5	43.9	29.8	1729	5.37	27.1	6.1	0.8	177	0.2	5.1	<0.1	89	5.76	0.120
2098539	Drill Core	6.31	1.5	113.6	43.3	536	3.0	43.9	33.8	2677	5.52	55.5	73.9	0.7	114	4.4	4.9	<0.1	66	6.13	0.124
2098540	Drill Core	4.06	0.5	88.1	13.3	231	0.7	52.8	35.5	1662	5.96	14.9	11.1	0.6	124	2.0	2.6	<0.1	78	5.08	0.143
2098541	Drill Core	0.96	1.9	47.7	31.1	532	1.7	38.4	38.7	2464	5.79	67.1	222.5	0.9	44	7.1	5.5	<0.1	30	4.60	0.160

This report supersedes all previous preliminary and final reports with this file number dated prior to the date on this certificate. Signature indicates final approval; preliminary reports are unsigned and should be used for reference only.



Acme Analytical Laboratories (Vancouver) Ltd.
 1020 Cordova St. East Vancouver BC V6A 4A3 Canada
 Phone (604) 253-3158 Fax (604) 253-1716

www.acmelab.com

Client: **Excalibur Resources Ltd.**
 Suite 400, 20 Adelaide Street East
 Toronto ON M5C 2T6 Canada

Project: Cariboo
 Report Date: November 08, 2012

Page: 3 of 4

Part: 2 of 1

CERTIFICATE OF ANALYSIS

VAN12005189.1

Method Analyte	Unit	MDL	1DX15	1DX15	1DX15	1DX15	1DX15	1DX15	1DX15	1DX15	1DX15	1DX15	1DX15	1DX15	1DX15	1DX15	1DX15	1DX15	
			La	Cr	Mg	Ba	Ti	B	Al	Na	K	W	Hg	Sc	Tl	S	Ga	Se	Te
			ppm	ppm	%	ppm	%	ppm	%	ppm	ppm	ppm	ppm	%	ppm	ppm	ppm		
			1	1	0.01	1	0.001	1	0.01	0.001	0.01	0.1	0.01	0.1	0.05	1	0.5	0.2	
2098512	Drill Core		6	65	0.38	105	0.041	<1	0.26	0.007	0.23	1.0	0.14	6.9	<0.1	<0.05	1	<0.5	<0.2
2098513	Drill Core		2	31	0.57	94	0.008	<1	0.29	0.006	0.27	1.3	0.98	6.3	0.4	0.75	1	0.6	<0.2
2098514	Rock Chip		8	6	0.63	214	0.107	<1	0.92	0.060	0.45	<0.1	<0.01	2.3	0.2	<0.05	5	<0.5	<0.2
2098515	Drill Core		4	18	0.03	202	0.002	<1	0.33	0.007	0.20	0.9	1.27	11.8	3.8	0.09	1	1.4	4.5
2098516	Drill Core		1	5	0.02	163	0.001	<1	0.10	0.009	0.07	0.6	4.13	2.3	0.3	0.07	<1	0.7	2.5
2098517	Drill Core		3	111	0.37	279	0.012	3	0.42	0.012	0.32	1.1	0.32	4.7	0.5	0.13	1	<0.5	<0.2
2098518	Drill Core		5	185	3.03	257	0.243	2	2.82	0.012	2.47	3.9	0.07	14.2	1.9	<0.05	7	<0.5	<0.2
2098519	Drill Core		8	15	0.22	206	0.011	5	0.42	0.019	0.27	0.3	0.59	2.9	0.2	<0.05	1	<0.5	<0.2
2098520	Drill Core		6	61	0.07	176	0.012	4	0.32	0.007	0.26	0.7	0.40	5.8	0.1	<0.05	<1	<0.5	<0.2
2098521	Drill Core		2	98	1.93	93	0.020	2	0.42	0.012	0.35	0.3	0.15	6.4	0.4	0.18	1	<0.5	<0.2
2098522	Drill Core		4	30	0.05	208	0.017	2	0.28	0.005	0.23	1.9	0.29	7.5	0.6	<0.05	<1	<0.5	<0.2
2098523	Drill Core		2	91	1.03	22	0.006	2	0.24	0.007	0.23	0.3	0.22	6.4	0.1	0.43	<1	<0.5	<0.2
2098524	Drill Core		3	91	1.15	38	0.003	2	0.15	0.009	0.16	0.3	0.08	7.2	<0.1	<0.05	<1	<0.5	<0.2
2098525	Rock Pulp		7	63	1.06	70	0.141	6	1.74	0.111	0.55	14.4	0.12	9.3	0.4	1.97	6	5.3	0.6
2098526	Drill Core		2	92	2.30	18	0.021	<1	0.39	0.007	0.33	0.4	0.23	7.5	0.2	0.14	2	<0.5	<0.2
2098527	Drill Core		5	94	0.52	115	0.021	2	0.34	0.006	0.25	0.6	0.19	6.9	0.1	<0.05	1	<0.5	<0.2
2098528	Drill Core		3	86	0.81	109	0.011	1	0.31	0.005	0.26	0.6	0.66	6.7	0.2	<0.05	1	<0.5	<0.2
2098529	Drill Core		2	34	0.50	111	0.010	<1	0.27	0.008	0.23	1.2	1.62	5.4	0.6	1.42	<1	0.7	0.8
2098530	Drill Core		2	6	0.02	78	0.001	<1	0.13	0.004	0.10	1.5	1.94	4.0	0.5	0.06	<1	<0.5	1.0
2098531	Drill Core		5	10	0.02	375	0.002	<1	0.22	0.004	0.18	21.5	10.16	7.7	1.4	0.10	<1	1.1	2.7
2098532	Drill Core		5	95	0.11	277	0.012	1	0.42	0.006	0.30	12.4	2.01	5.7	0.7	<0.05	1	<0.5	<0.2
2098533	Drill Core		5	146	2.36	146	0.208	<1	2.28	0.011	1.59	6.1	0.25	10.2	1.6	<0.05	6	<0.5	<0.2
2098534	Drill Core		4	235	1.33	277	0.091	<1	1.30	0.008	0.72	0.9	0.31	9.8	0.7	<0.05	4	<0.5	<0.2
2098535	Drill Core		5	105	1.63	69	0.025	1	0.45	0.007	0.38	0.3	0.09	7.9	0.3	<0.05	2	<0.5	<0.2
2098536	Rock Chip		8	7	0.65	209	0.120	1	0.93	0.061	0.45	<0.1	0.03	2.2	0.3	<0.05	5	<0.5	<0.2
2098537	Drill Core		3	77	2.15	19	0.034	1	0.41	0.007	0.37	0.3	0.07	7.8	0.3	<0.05	2	<0.5	<0.2
2098538	Drill Core		4	72	2.16	17	0.059	2	0.36	0.010	0.34	0.5	0.05	7.9	0.2	<0.05	2	<0.5	<0.2
2098539	Drill Core		3	100	1.17	58	0.022	2	0.40	0.006	0.33	0.5	0.44	7.4	0.3	0.11	2	<0.5	<0.2
2098540	Drill Core		4	140	1.83	164	0.126	1	1.55	0.009	1.05	0.3	0.05	7.2	1.1	<0.05	4	<0.5	<0.2
2098541	Drill Core		5	113	0.09	216	0.004	<1	0.43	0.010	0.26	1.2	0.08	5.9	0.5	<0.05	1	<0.5	<0.2



Acme Analytical Laboratories (Vancouver) Ltd.
 1020 Cordova St. East Vancouver BC V6A 4A3 Canada
 Phone (604) 253-3158 Fax (604) 253-1716

www.acmelab.com

Client: **Excalibur Resources Ltd.**
 Suite 400, 20 Adelaide Street East
 Toronto ON M5C 2T6 Canada

Project: Cariboo
 Report Date: November 08, 2012

Page: 4 of 4

Part: 1 of 1

CERTIFICATE OF ANALYSIS

VAN12005189.1

Method	WGHT	1DX15	1DX15	1DX15	1DX15	1DX15	1DX15	1DX15	1DX15	1DX15	1DX15	1DX15	1DX15	1DX15	1DX15	1DX15	1DX15	1DX15	1DX15	1DX15	1DX15
Analyte	Wgt	Mo	Cu	Pb	Zn	Ag	Ni	Co	Mn	Fe	As	Au	Th	Sr	Cd	Sb	Bi	V	Ca	P	
Unit	kg	ppm	ppm	ppm	ppm	ppm	ppm	ppm	ppm	%	ppb	ppb	ppm	ppm	ppm	ppm	ppm	ppm	%	%	
MDL	0.01	0.1	0.1	0.1	1	0.1	0.1	0.1	1	0.01	0.5	0.5	0.1	1	0.1	0.1	0.1	2	0.01	0.001	
2098542	Drill Core	2.82	213.9	149.8	1667	5916	68.0	36.1	26.7	5081	4.14	238.1	7432	0.6	32	88.6	38.9	<0.1	39	0.90	0.100
2098543	Drill Core	2.84	1.4	165.1	37.9	410	1.7	47.7	32.6	2904	5.31	63.4	98.5	0.5	236	5.1	5.4	<0.1	59	8.05	0.146
2098544	Drill Core	3.70	0.8	85.9	19.8	182	0.9	53.2	36.4	2060	6.00	23.4	47.8	0.6	189	1.1	2.6	<0.1	119	5.85	0.130
2098545	Rock Pulp	0.05	366.9	3404	24.0	53	1.8	30.6	8.8	436	3.20	13.0	915.9	1.3	36	<0.1	3.6	0.5	50	0.70	0.050
2098546	Drill Core	3.32	2.2	138.1	91.2	826	3.6	39.2	32.5	3906	5.85	59.3	91.3	0.8	126	10.4	6.8	<0.1	60	5.15	0.138
2098547	Drill Core	3.15	161.3	288.5	2329	4334	56.7	27.2	18.2	7436	2.93	155.7	2179	0.2	204	68.5	83.7	<0.1	32	6.76	0.061
2098548	Drill Core	2.42	12.2	161.4	113.6	699	8.1	43.8	34.5	3576	5.69	129.4	692.0	0.4	292	7.8	10.9	<0.1	43	7.19	0.139
2098549	Drill Core	6.47	0.7	87.0	13.0	170	0.5	60.3	32.7	1449	4.85	15.6	20.6	0.6	202	1.3	2.9	<0.1	119	5.62	0.115
2098550	Drill Core	4.86	1.1	145.2	274.0	695	1.5	60.4	33.1	2358	5.42	35.6	57.8	0.7	197	8.8	4.9	<0.1	53	6.40	0.139
2098551	Drill Core	2.19	0.6	72.1	42.7	314	0.5	36.1	26.5	2207	5.19	21.6	9.1	0.8	258	3.7	9.3	<0.1	54	6.75	0.127
2098552	Drill Core	5.73	0.9	87.0	28.0	174	0.5	33.9	29.0	2361	5.03	33.0	14.9	0.6	166	1.9	1.9	0.1	45	8.14	0.132
2098553	Drill Core	4.33	0.9	103.4	29.5	220	1.8	45.3	34.7	2927	5.87	41.3	129.6	0.7	113	2.3	3.2	<0.1	67	6.60	0.141
2098554	Drill Core	1.80	244.8	140.7	2490	7929	85.7	56.8	35.0	8492	4.88	297.8	7944	0.7	51	80.0	37.3	<0.1	67	1.20	0.122
2098555	Drill Core	1.77	416.6	558.6	3703	8847	68.2	46.1	33.4	>10000	5.49	296.2	5315	0.4	101	110.0	57.3	0.2	56	3.12	0.101
2098556	Rock Chip	0.31	0.3	2.7	7.1	53	0.3	3.4	4.2	580	1.89	1.5	3.2	4.8	65	<0.1	0.1	<0.1	35	0.66	0.076
2098557	Drill Core	2.87	4.2	221.5	212.2	1401	4.7	48.8	37.0	3716	5.82	109.6	1229	0.7	101	19.4	13.6	<0.1	70	6.06	0.148
2098558	Drill Core	6.22	0.8	93.6	78.5	415	0.7	72.0	35.6	2404	5.61	26.7	35.2	0.7	217	5.4	3.2	<0.1	118	6.61	0.147



Acme Analytical Laboratories (Vancouver) Ltd.
 1020 Cordova St. East Vancouver BC V6A 4A3 Canada
 Phone (604) 253-3158 Fax (604) 253-1716

www.acmelab.com

Client: **Excalibur Resources Ltd.**
 Suite 400, 20 Adelaide Street East
 Toronto ON M5C 2T6 Canada

Project: Cariboo
 Report Date: November 08, 2012

Page: 4 of 4

Part: 2 of 1

CERTIFICATE OF ANALYSIS

VAN12005189.1

Method	Analyte	1DX15	1DX15	1DX15	1DX15	1DX15	1DX15	1DX15	1DX15	1DX15	1DX15	1DX15	1DX15	1DX15	1DX15	1DX15	1DX15	
		La	Cr	Mg	Ba	Ti	B	Al	Na	K	W	Hg	Sc	Tl	S	Ga	Se	Te
Unit		ppm	ppm	%	ppm	%	ppm	%	%	ppm	ppm	ppm	ppm	%	ppm	ppm	ppm	
MDL		1	1	0.01	1	0.001	1	0.01	0.001	0.01	0.01	0.01	0.1	0.05	1	0.5	0.2	
2098542	Drill Core	3	11	0.02	118	0.002	<1	0.19	0.004	0.15	4.4	7.77	5.2	0.7	0.33	<1	0.7	6.6
2098543	Drill Core	3	151	0.78	212	0.069	<1	0.85	0.008	0.66	4.2	0.36	5.6	0.9	0.06	3	<0.5	<0.2
2098544	Drill Core	3	138	2.31	140	0.187	<1	1.87	0.010	1.48	0.8	0.14	9.0	1.5	<0.05	5	<0.5	<0.2
2098545	Rock Pulp	5	32	0.57	121	0.114	6	1.24	0.086	0.11	0.9	0.08	4.4	0.1	0.38	5	1.5	<0.2
2098546	Drill Core	4	75	0.63	155	0.020	<1	0.27	0.007	0.23	1.5	0.43	7.0	0.3	0.08	<1	<0.5	<0.2
2098547	Drill Core	<1	6	0.62	72	0.002	<1	0.12	0.007	0.09	0.8	4.42	3.9	0.4	1.83	<1	2.5	1.2
2098548	Drill Core	2	83	0.73	134	0.007	<1	0.32	0.006	0.30	0.9	0.84	5.0	0.4	0.89	1	<0.5	<0.2
2098549	Drill Core	3	155	2.28	183	0.179	<1	2.06	0.008	1.38	1.9	0.08	9.0	1.4	<0.05	5	<0.5	<0.2
2098550	Drill Core	5	138	1.04	145	0.038	1	0.84	0.011	0.53	0.3	0.95	5.8	0.4	<0.05	3	0.6	<0.2
2098551	Drill Core	4	77	1.09	86	0.015	1	0.29	0.009	0.26	0.8	0.53	5.3	<0.1	<0.05	<1	<0.5	<0.2
2098552	Drill Core	3	64	0.49	145	0.006	2	0.29	0.010	0.26	1.3	0.23	4.8	<0.1	0.06	<1	<0.5	<0.2
2098553	Drill Core	4	112	1.16	233	0.070	2	0.79	0.005	0.64	0.6	0.10	6.5	0.8	<0.05	2	<0.5	<0.2
2098554	Drill Core	4	12	0.03	262	0.002	1	0.23	0.003	0.20	15.3	8.70	8.2	1.0	0.16	1	1.0	3.7
2098555	Drill Core	2	8	0.43	215	0.002	1	0.24	0.009	0.13	3.1	8.34	6.6	0.6	0.26	<1	2.3	2.6
2098556	Rock Chip	9	8	0.65	210	0.112	<1	0.94	0.061	0.44	0.1	<0.01	2.4	0.3	<0.05	5	<0.5	<0.2
2098557	Drill Core	3	109	0.69	259	0.071	2	0.87	0.006	0.60	2.1	1.07	6.3	1.0	<0.05	2	<0.5	<0.2
2098558	Drill Core	3	175	2.12	205	0.204	2	2.14	0.005	1.67	0.8	0.21	9.0	1.1	<0.05	5	<0.5	<0.2



Acme Analytical Laboratories (Vancouver) Ltd.

1020 Cordova St. East Vancouver BC V6A 4A3 Canada
Phone (604) 253-3158 Fax (604) 253-1716

www.acmelab.com

Client: **Excalibur Resources Ltd.**
Suite 400, 20 Adelaide Street East
Toronto ON M5C 2T6 Canada

Project: Cariboo
Report Date: November 08, 2012

Page: 1 of 1

Part: 1 of 1

QUALITY CONTROL REPORT

VAN12005189.1

Method	WGHT	1DX15	1DX15	1DX15	1DX15	1DX15	1DX15	1DX15	1DX15	1DX15	1DX15	1DX15	1DX15	1DX15	1DX15	1DX15	1DX15	1DX15	1DX15	1DX15	1DX15
Analyte	Wgt	Mo	Cu	Pb	Zn	Ag	Ni	Co	Mn	Fe	As	Au	Th	Sr	Cd	Sb	Bi	V	Ca	P	
Unit	kg	ppm	ppm	ppm	ppm	ppm	ppm	ppm	ppm	%	ppm	ppb	ppm	ppm	ppm	ppm	ppm	ppm	%	%	
MDL	0.01	0.1	0.1	0.1	1	0.1	0.1	0.1	1	0.01	0.5	0.5	0.1	1	0.1	0.1	0.1	2	0.01	0.001	
Pulp Duplicates																					
2098503	Drill Core	1.25	0.8	107.6	8.7	140	0.6	12.5	19.6	1460	4.18	10.0	3.9	1.7	126	1.3	1.2	<0.1	25	4.30	0.222
REP 2098503	QC		0.9	107.7	8.7	141	0.5	13.2	20.2	1474	4.24	9.8	3.3	1.6	129	1.3	1.4	<0.1	24	4.34	0.220
2098511	Drill Core	4.96	2.3	223.3	86.5	530	4.8	13.6	22.8	3452	4.36	23.3	158.7	1.3	143	4.2	4.8	<0.1	36	3.79	0.189
REP 2098511	QC		2.3	222.1	88.2	520	4.8	13.5	22.5	3467	4.37	22.6	181.6	1.4	151	4.1	4.7	<0.1	36	3.78	0.201
2098538	Drill Core	1.71	0.2	57.8	4.3	67	0.5	43.9	29.8	1729	5.37	27.1	6.1	0.8	177	0.2	5.1	<0.1	89	5.76	0.120
REP 2098538	QC		0.2	58.7	4.0	64	0.5	43.5	29.5	1732	5.28	26.8	4.6	0.8	179	0.3	5.3	<0.1	89	5.76	0.120
2098546	Drill Core	3.32	2.2	138.1	91.2	826	3.6	39.2	32.5	3906	5.85	59.3	91.3	0.8	126	10.4	6.8	<0.1	60	5.15	0.138
REP 2098546	QC		2.7	133.2	94.3	837	3.6	40.3	33.1	3935	5.87	59.9	114.0	0.8	127	10.7	6.6	<0.1	58	5.18	0.137
2098558	Drill Core	6.22	0.8	93.6	78.5	415	0.7	72.0	35.6	2404	5.61	26.7	35.2	0.7	217	5.4	3.2	<0.1	118	6.61	0.147
REP 2098558	QC		0.9	90.8	77.4	399	0.7	70.3	34.9	2401	5.56	26.7	26.5	0.8	220	5.7	3.1	<0.1	117	6.51	0.152
Core Reject Duplicates																					
2098494	Drill Core	2.16	116.8	95.0	3884	>10000	50.6	27.4	19.2	7314	2.94	152.6	8698	0.2	296	136.4	29.1	0.3	26	7.94	0.055
DUP 2098494	QC	<0.01	121.8	101.7	4508	>10000	54.6	28.7	19.6	7000	2.97	163.1	4978	0.2	294	147.6	32.7	0.3	26	7.76	0.061
2098528	Drill Core	5.45	1.5	486.2	43.2	461	4.5	45.9	35.5	2928	6.32	70.1	68.0	0.7	84	4.2	6.0	<0.1	62	4.47	0.128
DUP 2098528	QC	<0.01	1.5	458.7	41.8	452	4.4	45.2	35.2	2970	6.44	68.9	85.2	0.8	86	3.9	5.1	<0.1	66	4.67	0.130
Reference Materials																					
STD DS9	Standard		14.5	114.6	136.2	318	1.7	43.0	8.1	586	2.41	27.1	117.5	6.8	75	2.5	6.1	6.5	40	0.73	0.088
STD DS9	Standard		13.6	108.1	134.0	319	1.9	41.1	7.6	613	2.39	26.1	127.5	6.8	77	2.5	6.1	6.8	41	0.75	0.078
STD DS9	Standard		13.4	106.3	136.6	310	1.9	41.9	7.8	610	2.37	25.8	134.8	6.7	68	2.4	5.5	6.2	41	0.75	0.085
STD DS9 Expected			12.84	108	126	317	1.83	40.3	7.6	575	2.33	25.5	118	6.38	69.6	2.4	4.94	6.32	40	0.7201	0.0819
BLK	Blank		<0.1	0.3	<0.1	<1	<0.1	<0.1	<0.1	1	0.01	<0.5	1.2	<0.1	<1	<0.1	<0.1	<0.1	<2	0.01	<0.001
BLK	Blank		<0.1	0.1	<0.1	<1	<0.1	<0.1	<0.1	<1	<0.01	<0.5	<0.5	<0.1	<1	<0.1	<0.1	<0.1	<2	<0.01	<0.001
BLK	Blank		<0.1	<0.1	0.1	<1	<0.1	<0.1	<0.1	<1	0.01	<0.5	<0.5	<0.1	<1	<0.1	<0.1	<0.1	<2	<0.01	<0.001
Prep Wash																					
G1	Prep Blank	<0.01	<0.1	1.6	2.5	49	<0.1	3.7	4.4	581	2.02	<0.5	1.0	4.6	55	<0.1	<0.1	<0.1	37	0.44	0.079
G1	Prep Blank	<0.01	<0.1	1.6	2.4	48	<0.1	3.8	4.4	593	1.98	<0.5	<0.5	5.2	59	<0.1	<0.1	<0.1	36	0.45	0.081



Acme Analytical Laboratories (Vancouver) Ltd.

1020 Cordova St. East Vancouver BC V6A 4A3 Canada
Phone (604) 253-3158 Fax (604) 253-1716

www.acmelab.com

Client: **Excalibur Resources Ltd.**
Suite 400, 20 Adelaide Street East
Toronto ON M5C 2T6 Canada

Project: Cariboo
Report Date: November 08, 2012

Page: 1 of 1

Part: 2 of 1

QUALITY CONTROL REPORT

VAN12005189.1

Method	1DX15	1DX15	1DX15	1DX15	1DX15	1DX15	1DX15	1DX15	1DX15	1DX15	1DX15	1DX15	1DX15	1DX15	1DX15	1DX15	1DX15	1DX15
Analyte	La	Cr	Mg	Ba	Ti	B	Al	Na	K	W	Hg	Sc	Tl	S	Ga	Se	Te	
Unit	ppm	ppm	%	ppm	%	ppm	%	%	%	ppm	ppm	ppm	ppm	%	ppm	ppm	ppm	
MDL	1	1	0.01	1	0.001	1	0.01	0.001	0.01	0.1	0.01	0.1	0.1	0.05	1	0.5	0.2	
Pulp Duplicates																		
2098503	Drill Core	9	16	0.37	293	0.005	1	0.40	0.018	0.29	0.2	0.08	3.2	<0.1	<0.05	<1	<0.5	<0.2
REP 2098503	QC	9	16	0.37	295	0.005	2	0.39	0.018	0.29	0.2	0.11	3.2	<0.1	<0.05	1	<0.5	<0.2
2098511	Drill Core	7	13	0.23	410	0.007	1	0.41	0.021	0.27	0.6	0.55	3.2	<0.1	0.09	1	<0.5	<0.2
REP 2098511	QC	7	13	0.24	413	0.007	1	0.40	0.021	0.28	0.6	0.56	3.3	<0.1	0.09	1	0.7	<0.2
2098538	Drill Core	4	72	2.16	17	0.059	2	0.36	0.010	0.34	0.5	0.05	7.9	0.2	<0.05	2	<0.5	<0.2
REP 2098538	QC	4	71	2.16	18	0.059	1	0.36	0.009	0.33	0.5	0.04	7.9	0.2	<0.05	2	<0.5	<0.2
2098546	Drill Core	4	75	0.63	155	0.020	<1	0.27	0.007	0.23	1.5	0.43	7.0	0.3	0.08	<1	<0.5	<0.2
REP 2098546	QC	4	76	0.64	157	0.020	<1	0.30	0.008	0.23	1.5	0.47	7.2	0.3	0.07	<1	<0.5	<0.2
2098558	Drill Core	3	175	2.12	205	0.204	2	2.14	0.005	1.67	0.8	0.21	9.0	1.1	<0.05	5	<0.5	<0.2
REP 2098558	QC	4	177	2.12	199	0.202	1	2.16	0.005	1.66	0.9	0.22	9.1	1.1	<0.05	6	<0.5	<0.2
Core Reject Duplicates																		
2098494	Drill Core	<1	6	0.57	62	0.001	1	0.09	0.005	0.08	0.7	9.07	4.6	0.6	2.35	<1	3.5	2.3
DUP 2098494	QC	<1	6	0.59	63	0.002	1	0.10	0.006	0.09	0.7	9.76	4.7	0.6	2.61	<1	2.6	2.1
2098528	Drill Core	3	86	0.81	109	0.011	1	0.31	0.005	0.26	0.6	0.66	6.7	0.2	<0.05	1	<0.5	<0.2
DUP 2098528	QC	4	92	0.85	105	0.013	2	0.33	0.005	0.28	0.7	0.62	7.0	0.2	<0.05	1	<0.5	<0.2
Reference Materials																		
STD DS9	Standard	14	129	0.63	307	0.122	4	0.96	0.083	0.40	3.0	0.21	2.4	5.5	0.16	5	5.5	5.0
STD DS9	Standard	15	120	0.63	308	0.119	3	0.98	0.087	0.41	3.2	0.22	2.8	5.6	0.17	5	5.9	5.8
STD DS9	Standard	15	124	0.65	311	0.114	3	1.01	0.084	0.41	3.0	0.24	2.6	5.7	0.16	5	5.5	5.5
STD DS9 Expected		13.3	121	0.6165	295	0.1108		0.9577	0.0853	0.395	2.89	0.2	2.5	5.3	0.1615	4.59	5.2	5.02
BLK	Blank	<1	<1	<0.01	<1	<0.001	<1	<0.01	<0.001	<0.01	<0.1	<0.01	<0.1	<0.1	<0.05	<1	<0.5	<0.2
BLK	Blank	<1	<1	<0.01	<1	<0.001	<1	<0.01	<0.001	<0.01	<0.1	<0.01	<0.1	<0.1	<0.05	<1	<0.5	<0.2
BLK	Blank	<1	<1	<0.01	<1	<0.001	<1	<0.01	<0.001	<0.01	<0.1	<0.01	<0.1	<0.1	<0.05	<1	<0.5	<0.2
Prep Wash																		
G1	Prep Blank	9	8	0.60	232	0.109	2	0.95	0.061	0.47	<0.1	<0.01	2.3	0.3	<0.05	5	<0.5	<0.2
G1	Prep Blank	9	7	0.59	234	0.114	<1	0.96	0.068	0.48	<0.1	<0.01	2.4	0.3	<0.05	5	<0.5	<0.2



1020 Cordova St. East Vancouver BC V6A 4A3 Canada

Acme Analytical Laboratories (Vancouver) Ltd.

www.acmelab.com

Client: Excalibur Resources Ltd.

Suite 400, 20 Adelaide Street East
Toronto ON M5C 2T6 Canada

Submitted By: Tim Andrew
Receiving Lab: Canada-Vancouver
Received: November 02, 2012
Report Date: November 16, 2012
Page: 1 of 3

CERTIFICATE OF ANALYSIS

VAN12005236.1

CLIENT JOB INFORMATION

Project: Cariboo
Shipment ID: 12 Excal-4
P.O. Number
Number of Samples: 33

SAMPLE PREPARATION AND ANALYTICAL PROCEDURES

Table with 6 columns: Method Code, Number of Samples, Code Description, Test Wgt (g), Report Status, Lab. Contains two rows of sample preparation and analysis data.

SAMPLE DISPOSAL


DISP-PLP Dispose of Pulp After 90 days
DISP-RJT Dispose of Reject After 90 days

ADDITIONAL COMMENTS

Acme does not accept responsibility for samples left at the laboratory after 90 days without prior written instructions for sample storage or return.

Invoice To: Excalibur Resources Ltd.
Suite 400, 20 Adelaide Street East
Toronto ON M5C 2T6
Canada

CC: Perry Grunenberg
Andrew Roberts



This report supersedes all previous preliminary and final reports with this file number dated prior to the date on this certificate. Signature indicates final approval; preliminary reports are unsigned and should be used for reference only. All results are considered the confidential property of the client. Acme assumes the liabilities for actual cost of analysis only. Results apply to samples as submitted. ** asterisk indicates that an analytical result could not be provided due to unusually high levels of interference from other elements.



Acme Analytical Laboratories (Vancouver) Ltd.
1020 Cordova St. East Vancouver BC V6A 4A3 Canada
Phone (604) 253-3158 Fax (604) 253-1716

www.acmelab.com

Client: **Excalibur Resources Ltd.**
Suite 400, 20 Adelaide Street East
Toronto ON M5C 2T6 Canada

Project: Cariboo
Report Date: November 16, 2012

Page: 2 of 3

Part: 1 of 1

CERTIFICATE OF ANALYSIS

VAN12005236.1

Method	WGHT	1DX15	1DX15	1DX15	1DX15	1DX15	1DX15	1DX15	1DX15	1DX15	1DX15	1DX15	1DX15	1DX15	1DX15	1DX15	1DX15	1DX15	1DX15	1DX15	1DX15
Analyte	Wgt	Mo	Cu	Pb	Zn	Ag	Ni	Co	Mn	Fe	As	Au	Th	Sr	Cd	Sb	Bi	V	Ca	P	
Unit	kg	ppm	ppm	ppm	ppm	ppm	ppm	ppm	ppm	%	ppm	ppb	ppm	ppm	ppm	ppm	ppm	ppm	%	%	
MDL	0.01	0.1	0.1	0.1	1	0.1	0.1	0.1	1	0.01	0.5	0.5	0.1	1	0.1	0.1	0.1	2	0.01	0.001	
G1	Prep Blank	<0.01	0.1	53.0	2.2	50	<0.1	3.4	4.3	590	1.95	<0.5	<0.5	4.0	54	<0.1	<0.1	<0.1	36	0.51	0.089
G1	Prep Blank	<0.01	<0.1	2.3	2.1	48	<0.1	3.1	3.9	562	1.84	<0.5	<0.5	3.8	48	<0.1	<0.1	<0.1	34	0.47	0.083
2098559	Drill Core	4.56	0.7	73.8	16.0	133	0.9	49.6	35.4	2241	5.93	50.3	87.5	0.4	268	0.6	2.3	<0.1	113	6.54	0.147
2098560	Drill Core	3.79	3.7	88.9	99.9	388	4.3	39.1	35.7	5535	5.82	66.7	249.6	0.5	100	4.6	4.6	<0.1	41	7.50	0.158
2098561	Drill Core	2.11	202.6	225.3	1896	9513	36.1	55.8	27.0	>10000	4.10	187.0	6005	0.3	266	155.6	28.4	0.7	38	7.66	0.101
2098562	Drill Core	7.73	0.9	66.7	30.9	210	0.3	49.8	35.2	1778	6.35	11.1	9.3	0.5	174	0.5	2.6	<0.1	145	6.84	0.150
2098563	Drill Core	5.39	1.0	82.8	85.8	538	1.1	52.7	31.8	2594	5.63	33.0	55.6	0.7	233	7.4	6.8	<0.1	72	8.41	0.156
2098564	Drill Core	3.77	0.5	67.8	8.2	148	0.8	37.1	30.0	2545	5.79	55.5	126.3	0.6	132	1.4	4.2	<0.1	62	7.96	0.139
2098565	Rock Pulp	0.05	1145	9746	37.9	158	4.4	37.0	19.9	557	4.56	33.7	708.0	1.3	41	2.6	6.4	1.3	99	0.97	0.088
2098566	Drill Core	3.51	0.9	69.2	31.1	215	0.2	50.3	36.2	1794	6.37	11.7	13.9	0.5	174	0.4	2.5	<0.1	145	6.76	0.148
2098567	Drill Core	2.83	1.8	97.4	37.9	1255	2.2	54.1	39.8	3064	6.40	36.8	54.3	0.8	76	16.4	7.8	<0.1	71	4.37	0.166
2098568	Drill Core	2.33	3.0	83.7	74.6	1351	4.3	46.8	38.6	3493	6.25	66.5	761.6	0.8	59	13.7	5.8	<0.1	51	5.39	0.169
2098569	Drill Core	4.56	17.1	90.1	524.4	4605	19.1	36.8	25.4	4327	4.08	74.5	1187	0.4	128	39.2	19.8	<0.1	57	5.17	0.097
2098570	Drill Core	0.37	2.9	120.9	47.3	853	4.5	38.6	24.2	2057	4.38	16.4	35.5	0.6	148	24.9	6.7	<0.1	82	5.34	0.116
2098571	Drill Core	8.93	0.2	35.0	8.6	71	0.3	4.1	9.0	983	2.49	7.8	19.4	1.8	205	0.4	0.9	<0.1	10	3.59	0.100
2098572	Drill Core	1.80	0.3	28.1	5.2	51	0.1	3.3	8.7	987	2.32	1.9	6.8	2.3	95	0.3	0.4	<0.1	11	3.31	0.106
2098573	Drill Core	2.66	8.3	110.9	310.5	1208	7.8	41.8	39.9	4426	5.98	96.0	639.4	0.8	68	14.5	10.6	<0.1	47	5.82	0.174
2098574	Drill Core	2.72	419.1	425.4	1700	7945	62.1	56.9	43.3	2622	5.16	230.9	7394	0.4	68	108.6	38.9	0.2	68	1.28	0.131
2098575	Drill Core	1.90	21.5	417.5	979.2	4405	20.2	59.4	46.9	3505	6.82	155.5	1099	0.6	80	83.2	19.2	<0.1	39	3.93	0.194
2098576	Drill Core	4.77	1.4	116.4	15.6	245	1.0	52.2	36.3	1955	5.89	34.5	27.7	0.6	189	1.0	2.3	<0.1	94	8.00	0.143
2098577	Drill Core	6.06	0.7	126.9	21.9	215	0.9	54.2	36.1	2568	5.35	24.7	13.5	0.7	131	2.0	4.0	<0.1	68	8.38	0.146
2098578	Drill Core	6.05	0.4	38.1	21.4	86	0.2	37.4	20.6	1415	4.00	21.4	15.7	1.4	111	0.4	1.6	<0.1	32	2.92	0.124
2098579	Drill Core	2.02	0.2	15.3	6.2	57	<0.1	3.8	8.7	985	2.42	2.6	7.9	1.7	353	0.1	0.4	<0.1	10	4.06	0.095
2098580	Rock Chip	0.36	<0.1	2.1	2.8	47	<0.1	3.5	4.1	560	1.92	<0.5	3.4	4.0	56	<0.1	<0.1	<0.1	34	0.61	0.080
2098581	Drill Core	1.82	0.1	22.4	6.3	55	0.1	3.9	9.9	987	2.56	4.2	14.0	2.0	203	<0.1	0.7	<0.1	10	3.49	0.101
2098582	Drill Core	3.51	0.1	16.8	8.3	60	0.1	4.0	9.3	989	2.58	13.2	14.7	1.7	217	0.1	0.6	<0.1	11	3.67	0.100
2098583	Drill Core	2.02	0.2	19.2	5.2	41	<0.1	3.1	7.7	901	2.16	3.5	6.0	1.7	174	0.1	0.5	<0.1	8	3.35	0.091
2098584	Drill Core	2.21	<0.1	22.0	5.4	53	<0.1	3.2	9.7	1114	2.35	2.9	5.3	2.1	119	0.2	0.3	<0.1	10	3.35	0.105
2098585	Drill Core	2.97	0.1	35.7	9.4	86	0.4	50.6	33.8	1651	5.50	15.7	10.4	0.6	314	0.5	1.7	<0.1	98	7.37	0.132
2098586	Drill Core	1.53	0.4	45.1	21.3	106	0.3	44.1	32.5	2258	4.69	42.4	6.4	0.5	336	0.8	3.4	<0.1	55	9.91	0.120

This report supersedes all previous preliminary and final reports with this file number dated prior to the date on this certificate. Signature indicates final approval; preliminary reports are unsigned and should be used for reference only.



Acme Analytical Laboratories (Vancouver) Ltd.
 1020 Cordova St. East Vancouver BC V6A 4A3 Canada
 Phone (604) 253-3158 Fax (604) 253-1716

www.acmelab.com

Client: **Excalibur Resources Ltd.**
 Suite 400, 20 Adelaide Street East
 Toronto ON M5C 2T6 Canada

Project: Cariboo
 Report Date: November 16, 2012

Page: 2 of 3

Part: 2 of 1

CERTIFICATE OF ANALYSIS

VAN12005236.1

Method	Analyte	1DX15	1DX15	1DX15	1DX15	1DX15	1DX15	1DX15	1DX15	1DX15	1DX15	1DX15	1DX15	1DX15	1DX15	1DX15	1DX15	1DX15
		La	Cr	Mg	Ba	Ti	B	Al	Na	K	W	Hg	Sc	Tl	S	Ga	Se	Te
Unit		ppm	ppm	%	ppm	%	ppm	%	%	ppm	ppm	ppm	ppm	%	ppm	ppm	ppm	
MDL		1	1	0.01	1	0.001	1	0.01	0.001	0.01	0.01	0.01	0.01	0.05	1	0.5	0.2	
G1	Prep Blank	8	9	0.60	250	0.106	2	1.13	0.115	0.53	<0.1	<0.01	3.2	0.3	<0.05	5	<0.5	<0.2
G1	Prep Blank	7	9	0.59	235	0.104	2	0.99	0.090	0.50	<0.1	<0.01	2.9	0.3	<0.05	5	<0.5	<0.2
2098559	Drill Core	2	126	2.45	122	0.138	<1	1.76	0.013	1.35	0.9	0.06	11.2	1.4	0.14	5	<0.5	<0.2
2098560	Drill Core	2	79	0.30	247	0.006	2	0.41	0.012	0.32	0.6	0.33	8.0	0.5	0.29	<1	<0.5	<0.2
2098561	Drill Core	2	9	0.16	134	0.003	1	0.37	0.012	0.14	1.5	6.71	7.6	0.6	0.55	<1	1.1	1.9
2098562	Drill Core	3	143	2.39	167	0.191	2	2.58	0.015	1.89	0.6	0.03	14.0	1.6	<0.05	7	<0.5	<0.2
2098563	Drill Core	4	137	1.08	198	0.030	3	0.94	0.018	0.50	1.1	0.75	9.0	0.3	<0.05	2	<0.5	<0.2
2098564	Drill Core	3	81	0.66	55	0.011	2	0.33	0.009	0.30	0.5	0.22	7.3	0.1	<0.05	1	<0.5	<0.2
2098565	Rock Pulp	7	59	1.08	91	0.124	6	1.75	0.107	0.55	15.4	0.13	9.9	0.4	1.96	6	5.7	0.7
2098566	Drill Core	3	145	2.34	175	0.188	2	2.58	0.015	1.91	0.6	0.03	13.9	1.6	<0.05	7	<0.5	<0.2
2098567	Drill Core	4	115	0.83	395	0.088	<1	1.05	0.009	0.75	1.7	0.12	8.5	1.2	<0.05	3	<0.5	<0.2
2098568	Drill Core	5	81	0.09	429	0.009	1	0.45	0.009	0.33	1.4	0.40	8.5	0.4	<0.05	1	<0.5	<0.2
2098569	Drill Core	2	65	0.69	211	0.070	1	0.84	0.005	0.54	3.6	3.68	6.3	1.0	<0.05	2	<0.5	0.6
2098570	Drill Core	3	111	1.45	136	0.150	<1	1.62	0.008	1.04	1.4	0.43	8.4	1.6	<0.05	4	<0.5	<0.2
2098571	Drill Core	7	1	0.53	74	0.002	1	0.57	0.035	0.18	0.2	0.03	1.8	<0.1	0.45	1	<0.5	<0.2
2098572	Drill Core	12	2	0.19	97	0.005	1	0.56	0.037	0.21	0.2	<0.01	1.6	<0.1	<0.05	1	<0.5	<0.2
2098573	Drill Core	4	68	0.09	308	0.008	2	0.46	0.009	0.35	1.6	1.17	8.5	0.9	0.05	1	<0.5	0.5
2098574	Drill Core	2	11	0.15	28	0.003	1	0.30	0.009	0.23	1.0	6.05	4.6	1.6	3.37	<1	2.8	14.3
2098575	Drill Core	2	54	0.10	48	0.004	1	0.42	0.009	0.34	1.1	4.16	7.1	0.7	2.47	1	1.0	1.6
2098576	Drill Core	3	123	1.88	225	0.121	1	1.58	0.010	1.09	0.6	0.14	10.3	1.7	<0.05	4	<0.5	<0.2
2098577	Drill Core	4	128	1.34	256	0.048	2	1.42	0.011	0.54	0.7	0.19	9.7	0.6	<0.05	3	<0.5	<0.2
2098578	Drill Core	6	73	0.62	162	0.005	2	0.60	0.024	0.26	0.2	0.07	4.5	<0.1	0.24	1	<0.5	<0.2
2098579	Drill Core	7	2	0.65	73	0.002	1	0.73	0.042	0.21	<0.1	0.02	2.0	<0.1	0.19	2	<0.5	<0.2
2098580	Rock Chip	8	7	0.66	226	0.105	<1	0.97	0.071	0.46	<0.1	<0.01	2.6	0.3	<0.05	5	<0.5	<0.2
2098581	Drill Core	9	2	0.56	75	0.002	1	0.60	0.030	0.15	<0.1	0.01	1.8	<0.1	0.33	1	<0.5	<0.2
2098582	Drill Core	7	2	0.66	94	0.002	<1	0.74	0.049	0.19	0.2	0.02	1.9	<0.1	0.52	2	<0.5	<0.2
2098583	Drill Core	8	2	0.53	242	0.002	<1	0.37	0.024	0.13	0.1	<0.01	1.3	<0.1	0.27	<1	<0.5	<0.2
2098584	Drill Core	9	2	0.24	131	0.003	1	0.42	0.031	0.19	0.1	<0.01	1.5	<0.1	0.14	<1	<0.5	<0.2
2098585	Drill Core	3	115	2.20	50	0.129	1	1.38	0.008	1.10	0.3	0.01	8.7	0.9	<0.05	4	<0.5	<0.2
2098586	Drill Core	3	105	1.07	109	0.030	3	0.71	0.013	0.47	0.4	0.07	9.0	0.3	<0.05	2	<0.5	<0.2

This report supersedes all previous preliminary and final reports with this file number dated prior to the date on this certificate. Signature indicates final approval; preliminary reports are unsigned and should be used for reference only.



Acme Analytical Laboratories (Vancouver) Ltd.
 1020 Cordova St. East Vancouver BC V6A 4A3 Canada
 Phone (604) 253-3158 Fax (604) 253-1716

www.acmelab.com

Client: **Excalibur Resources Ltd.**
 Suite 400, 20 Adelaide Street East
 Toronto ON M5C 2T6 Canada

Project: Cariboo
 Report Date: November 16, 2012

Page: 3 of 3

Part: 1 of 1

CERTIFICATE OF ANALYSIS

VAN12005236.1

Method	WGHT	1DX15	1DX15	1DX15	1DX15	1DX15	1DX15	1DX15	1DX15	1DX15	1DX15	1DX15	1DX15	1DX15	1DX15	1DX15	1DX15	1DX15	1DX15	1DX15	1DX15
Analyte	Wgt	Mo	Cu	Pb	Zn	Ag	Ni	Co	Mn	Fe	As	Au	Th	Sr	Cd	Sb	Bi	V	Ca	P	
Unit	kg	ppm	ppm	ppm	ppm	ppm	ppm	ppm	ppm	%	ppm	ppb	ppm	ppm	ppm	ppm	ppm	ppm	%	%	
MDL	0.01	0.1	0.1	0.1	1	0.1	0.1	0.1	1	0.01	0.5	0.5	0.1	1	0.1	0.1	0.1	2	0.01	0.001	
2098587	Rock Pulp	0.05	368.5	3435	20.0	56	2.2	31.2	8.4	437	3.25	12.6	1170	1.0	30	0.9	3.4	0.5	49	0.64	0.050
2098588	Drill Core	4.67	2.4	125.5	38.6	285	1.2	46.4	37.0	2187	5.19	55.6	69.5	0.4	309	3.9	3.9	<0.1	65	7.21	0.132
2098589	Drill Core	1.17	0.6	72.9	36.3	124	1.6	31.8	30.4	2783	5.17	26.8	20.1	0.5	321	1.1	5.0	<0.1	38	9.05	0.122
2098590	Drill Core	1.77	0.6	69.8	37.3	161	0.6	30.8	32.7	2438	4.76	49.1	19.1	0.4	389	1.1	1.8	<0.1	45	8.84	0.116
2098591	Drill Core	5.77	0.8	103.0	12.6	175	1.2	30.8	33.8	2788	4.88	18.5	25.9	0.4	327	2.0	1.7	0.1	30	7.35	0.140



Acme Analytical Laboratories (Vancouver) Ltd.
 1020 Cordova St. East Vancouver BC V6A 4A3 Canada
 Phone (604) 253-3158 Fax (604) 253-1716

www.acmelab.com

Client: **Excalibur Resources Ltd.**
 Suite 400, 20 Adelaide Street East
 Toronto ON M5C 2T6 Canada

Project: Cariboo
 Report Date: November 16, 2012

Page: 3 of 3

Part: 2 of 1

CERTIFICATE OF ANALYSIS

VAN12005236.1

Method	Analyte	1DX15	1DX15	1DX15	1DX15	1DX15	1DX15	1DX15	1DX15	1DX15	1DX15	1DX15	1DX15	1DX15	1DX15	1DX15	1DX15	
		La	Cr	Mg	Ba	Ti	B	Al	Na	K	W	Hg	Sc	Tl	S	Ga	Se	Te
Unit		ppm	ppm	%	ppm	%	ppm	%	%	ppm	ppm	ppm	ppm	ppm	%	ppm	ppm	ppm
MDL		1	1	0.01	1	0.001	1	0.01	0.001	0.01	0.1	0.01	0.1	0.05	1	0.5	0.2	
2098587	Rock Pulp	5	32	0.59	136	0.099	6	1.24	0.087	0.10	0.9	0.08	4.8	<0.1	0.38	4	1.0	0.2
2098588	Drill Core	2	101	2.01	45	0.071	1	1.05	0.007	0.76	0.4	0.43	7.7	0.6	0.41	3	<0.5	<0.2
2098589	Drill Core	3	90	1.68	131	0.007	1	0.41	0.014	0.32	0.2	0.20	6.4	0.1	<0.05	<1	<0.5	<0.2
2098590	Drill Core	2	87	1.74	109	0.005	<1	0.28	0.018	0.24	0.6	0.19	7.2	0.1	0.27	<1	<0.5	<0.2
2098591	Drill Core	2	66	1.70	287	0.006	<1	0.31	0.020	0.23	0.7	0.16	6.9	0.1	0.41	<1	<0.5	<0.2



Acme Analytical Laboratories (Vancouver) Ltd.

1020 Cordova St. East Vancouver BC V6A 4A3 Canada
 Phone (604) 253-3158 Fax (604) 253-1716

www.acmelab.com

Client: Excalibur Resources Ltd.
 Suite 400, 20 Adelaide Street East
 Toronto ON M5C 2T6 Canada

Project: Cariboo
Report Date: November 16, 2012

Page: 1 of 1

Part: 1 of 1

QUALITY CONTROL REPORT

VAN12005236.1

Method	WGHT	1DX15	1DX15	1DX15	1DX15	1DX15	1DX15	1DX15	1DX15	1DX15	1DX15	1DX15	1DX15	1DX15	1DX15	1DX15	1DX15	1DX15	1DX15	1DX15	1DX15
Analyte	Wgt	Mo	Cu	Pb	Zn	Ag	Ni	Co	Mn	Fe	As	Au	Th	Sr	Cd	Sb	Bi	V	Ca	P	
Unit	kg	ppm	ppm	ppm	ppm	ppm	ppm	ppm	ppm	%	ppm	ppb	ppm	ppm	ppm	ppm	ppm	ppm	%	%	
MDL	0.01	0.1	0.1	0.1	1	0.1	0.1	0.1	1	0.01	0.5	0.5	0.1	1	0.1	0.1	0.1	2	0.01	0.001	
Pulp Duplicates																					
2098559	Drill Core	4.56	0.7	73.8	16.0	133	0.9	49.6	35.4	2241	5.93	50.3	87.5	0.4	268	0.6	2.3	<0.1	113	6.54	0.147
REP 2098559	QC		0.6	72.4	15.8	134	0.9	48.6	34.9	2243	5.96	51.0	72.7	0.4	257	0.6	2.2	<0.1	112	6.49	0.143
2098571	Drill Core	8.93	0.2	35.0	8.6	71	0.3	4.1	9.0	983	2.49	7.8	19.4	1.8	205	0.4	0.9	<0.1	10	3.59	0.100
REP 2098571	QC		0.2	34.7	8.7	71	0.3	4.1	9.0	982	2.52	7.6	30.6	1.8	208	0.4	0.9	<0.1	10	3.55	0.102
Core Reject Duplicates																					
2098577	Drill Core	6.06	0.7	126.9	21.9	215	0.9	54.2	36.1	2568	5.35	24.7	13.5	0.7	131	2.0	4.0	<0.1	68	8.38	0.146
DUP 2098577	QC	<0.01	0.6	123.0	21.0	218	0.9	55.9	38.3	2597	5.47	25.7	10.4	0.8	136	1.9	3.9	<0.1	73	8.43	0.148
Reference Materials																					
STD DS9	Standard		14.0	100.0	125.5	329	2.2	41.6	7.8	626	2.40	28.1	144.9	6.2	71	2.8	5.8	6.5	40	0.73	0.089
STD DS9 Expected			12.84	108	126	317	1.83	40.3	7.6	575	2.33	25.5	118	6.38	69.6	2.4	4.94	6.32	40	0.7201	0.0819
BLK	Blank		<0.1	<0.1	<0.1	<1	<0.1	<0.1	<0.1	<1	<0.01	<0.5	<0.5	<0.1	<1	<0.1	<0.1	<0.1	<2	<0.01	<0.001
Prep Wash																					
G1	Prep Blank	<0.01	0.1	53.0	2.2	50	<0.1	3.4	4.3	590	1.95	<0.5	<0.5	4.0	54	<0.1	<0.1	<0.1	36	0.51	0.089
G1	Prep Blank	<0.01	<0.1	2.3	2.1	48	<0.1	3.1	3.9	562	1.84	<0.5	<0.5	3.8	48	<0.1	<0.1	<0.1	34	0.47	0.083



Acme Analytical Laboratories (Vancouver) Ltd.

1020 Cordova St. East Vancouver BC V6A 4A3 Canada

Phone (604) 253-3158 Fax (604) 253-1716

www.acmelab.com

Client: **Excalibur Resources Ltd.**

Suite 400, 20 Adelaide Street East

Toronto ON M5C 2T6 Canada

Project: Cariboo

Report Date: November 16, 2012

Page: 1 of 1

Part: 2 of 1

QUALITY CONTROL REPORT

VAN12005236.1

Method		1DX15	1DX15	1DX15	1DX15	1DX15	1DX15	1DX15	1DX15	1DX15	1DX15	1DX15	1DX15	1DX15	1DX15	1DX15	1DX15	
Analyte		La	Cr	Mg	Ba	Ti	B	Al	Na	K	W	Hg	Sc	Tl	S	Ga	Se	Te
Unit		ppm	ppm	%	ppm	%	ppm	%	%	%	ppm	ppm	ppm	ppm	%	ppm	ppm	ppm
MDL		1	1	0.01	1	0.001	1	0.01	0.001	0.01	0.1	0.01	0.1	0.1	0.05	1	0.5	0.2
Pulp Duplicates																		
2098559	Drill Core	2	126	2.45	122	0.138	<1	1.76	0.013	1.35	0.9	0.06	11.2	1.4	0.14	5	<0.5	<0.2
REP 2098559	QC	2	127	2.38	125	0.137	1	1.75	0.013	1.33	0.9	0.06	11.2	1.5	0.14	5	<0.5	<0.2
2098571	Drill Core	7	1	0.53	74	0.002	1	0.57	0.035	0.18	0.2	0.03	1.8	<0.1	0.45	1	<0.5	<0.2
REP 2098571	QC	8	2	0.54	78	0.002	1	0.59	0.035	0.18	0.1	0.02	1.8	<0.1	0.43	1	<0.5	<0.2
Core Reject Duplicates																		
2098577	Drill Core	4	128	1.34	256	0.048	2	1.42	0.011	0.54	0.7	0.19	9.7	0.6	<0.05	3	<0.5	<0.2
DUP 2098577	QC	5	131	1.30	262	0.050	2	1.54	0.016	0.60	0.7	0.20	10.5	0.6	<0.05	4	<0.5	<0.2
Reference Materials																		
STD DS9	Standard	14	121	0.65	347	0.108	3	1.00	0.088	0.41	3.4	0.25	2.9	6.0	0.16	5	5.6	5.2
STD DS9 Expected		13.3	121	0.6165	295	0.1108		0.9577	0.0853	0.395	2.89	0.2	2.5	5.3	0.1615	4.59	5.2	5.02
BLK	Blank	<1	<1	<0.01	<1	<0.001	<1	<0.01	<0.001	<0.01	<0.1	<0.01	<0.1	<0.1	<0.05	<1	<0.5	<0.2
Prep Wash																		
G1	Prep Blank	8	9	0.60	250	0.106	2	1.13	0.115	0.53	<0.1	<0.01	3.2	0.3	<0.05	5	<0.5	<0.2
G1	Prep Blank	7	9	0.59	235	0.104	2	0.99	0.090	0.50	<0.1	<0.01	2.9	0.3	<0.05	5	<0.5	<0.2



www.acmelab.com

Acme Analytical Laboratories (Vancouver) Ltd.
1020 Cordova St. East Vancouver BC V6A 4A3 Canada
PHONE (604) 253-3158

Client: **Excalibur Resources Ltd.**
Suite 400, 20 Adelaide Street East
Toronto ON M5C 2T6 Canada

Submitted By: Tim Andrew
Receiving Lab: Canada-Vancouver
Received: November 27, 2012
Report Date: December 11, 2012
Page: 1 of 6

CERTIFICATE OF ANALYSIS

VAN12005568.1

CLIENT JOB INFORMATION

Project: Cariboo
Shipment ID: 12 Excal-5
P.O. Number
Number of Samples: 133

SAMPLE DISPOSAL

DISP-PLP Dispose of Pulp After 90 days
DISP-RJT Dispose of Reject After 90 days

Acme does not accept responsibility for samples left at the laboratory after 90 days without prior written instructions for sample storage or return.


Invoice To: Excalibur Resources Ltd.
Suite 400, 20 Adelaide Street East
Toronto ON M5C 2T6
Canada

CC: Perry Grunenberg
Andrew Roberts

SAMPLE PREPARATION AND ANALYTICAL PROCEDURES

Method Code	Number of Samples	Code Description	Test Wgt (g)	Report Status	Lab
R200-250	124	Crush, split and pulverize 250 g rock to 200 mesh			VAN
P200	5	Pulverize to 85% passing 200 mesh			VAN
1DX2	133	1:1:1 Aqua Regia digestion ICP-MS analysis	15	Completed	VAN

ADDITIONAL COMMENTS



This report supersedes all previous preliminary and final reports with this file number dated prior to the date on this certificate. Signature indicates final approval; preliminary reports are unsigned and should be used for reference only. All results are considered the confidential property of the client. Acme assumes the liabilities for actual cost of analysis only. Results apply to samples as submitted. *** asterisk indicates that an analytical result could not be provided due to unusually high levels of interference from other elements.

CERTIFICATE OF ANALYSIS

VAN12005568.1

Method	WGHT	1DX15	1DX15	1DX15	1DX15	1DX15	1DX15	1DX15	1DX15	1DX15	1DX15	1DX15	1DX15	1DX15	1DX15	1DX15	1DX15	1DX15	1DX15	1DX15	1DX15
Analyte	Wgt	Mo	Cu	Pb	Zn	Ag	Ni	Co	Mn	Fe	As	Au	Th	Sr	Cd	Sb	Bi	V	Ca	P	
Unit	kg	ppm	ppm	ppm	ppm	ppm	ppm	ppm	ppm	%	ppm	ppb	ppm	ppm	ppm	ppm	ppm	ppm	%	%	
MDL	0.01	0.1	0.1	0.1	1	0.1	0.1	0.1	1	0.01	0.5	0.5	0.1	1	0.1	0.1	0.1	2	0.01	0.001	
G1	Prep Blank	<0.01	0.1	3.1	3.0	50	<0.1	3.9	4.6	568	1.94	0.7	<0.5	4.6	53	<0.1	0.2	<0.1	34	0.46	0.077
G1	Prep Blank	<0.01	<0.1	2.8	2.4	46	<0.1	3.9	4.4	560	1.92	1.4	<0.5	4.6	51	<0.1	0.1	0.1	34	0.46	0.078
2098592	Drill Core	5.00	0.7	57.7	32.2	220	0.1	4.4	19.6	1365	3.42	9.1	0.8	1.4	99	0.9	0.8	<0.1	38	3.56	0.169
2098593	Drill Core	5.32	0.9	110.5	23.5	221	0.2	5.7	16.1	1734	3.66	7.3	8.1	1.4	68	1.3	2.2	<0.1	39	4.49	0.155
2098594	Drill Core	5.94	0.9	114.0	13.7	110	0.5	16.1	22.3	1839	4.43	8.5	66.6	1.3	84	2.1	1.1	<0.1	31	5.10	0.159
2098595	Drill Core	4.99	0.4	44.6	69.7	305	<0.1	5.0	19.1	1375	3.71	4.2	5.6	1.3	96	2.2	0.7	<0.1	46	3.32	0.156
2098596	Drill Core	5.29	0.6	49.3	80.3	310	0.1	3.2	18.1	1533	3.53	6.7	1.0	1.3	113	0.7	1.0	<0.1	35	4.17	0.158
2098597	Drill Core	5.53	0.7	135.3	24.1	157	0.5	10.3	19.7	1477	3.74	7.3	15.0	1.5	86	4.0	2.5	<0.1	32	4.48	0.163
2098598	Drill Core	6.20	3.4	143.6	30.5	237	1.4	9.5	18.7	2271	4.06	9.8	110.6	1.0	105	5.5	1.7	<0.1	33	4.54	0.152
2098599	Drill Core	5.97	0.7	171.9	20.1	125	0.3	2.4	15.8	1666	3.05	4.8	9.4	1.2	219	1.8	2.0	<0.1	28	5.50	0.139
2098600	Drill Core	4.61	0.8	128.9	15.6	100	0.6	12.1	20.6	1481	4.18	7.3	14.1	1.5	55	1.4	1.9	<0.1	33	3.62	0.176
2098601	Rock Chip	0.37	<0.1	6.2	3.1	47	<0.1	3.7	4.6	566	1.94	<0.5	<0.5	4.4	67	<0.1	<0.1	<0.1	35	0.68	0.075
2098602	Drill Core	5.66	1.1	140.3	19.1	121	0.7	13.1	17.8	2308	4.12	6.4	54.7	1.3	115	1.2	1.0	<0.1	29	5.68	0.158
2098603	Drill Core	1.88	0.9	106.0	10.4	60	0.5	25.6	24.0	2519	4.72	15.3	13.8	0.9	135	0.8	4.2	<0.1	49	7.81	0.145
2098604	Drill Core	0.82	0.2	8.6	13.3	41	<0.1	17.1	19.3	1893	3.30	7.2	<0.5	0.6	269	0.4	1.5	<0.1	34	10.58	0.138
2098605	Drill Core	2.93	0.5	43.6	12.8	40	0.1	22.1	20.1	1870	3.99	12.4	2.5	0.7	225	0.4	1.9	<0.1	52	9.90	0.135
2098606	Drill Core	6.19	0.2	57.1	16.0	78	0.1	58.6	36.9	1577	5.26	10.7	3.9	0.7	240	0.5	1.2	<0.1	144	6.49	0.128
2098607	Rock Pulp	0.05	366.9	3507	21.1	54	1.8	31.3	8.5	436	3.08	13.6	813.6	1.1	31	0.7	3.2	0.4	51	0.70	0.048
2098608	Drill Core	6.27	<0.1	69.0	14.1	100	0.2	53.2	34.8	1907	5.25	12.6	3.0	0.8	287	0.9	1.2	<0.1	144	7.31	0.129
2098609	Drill Core	6.85	0.4	32.3	11.1	67	0.1	6.1	10.8	1023	2.49	2.1	1.2	1.8	159	<0.1	0.4	<0.1	23	3.09	0.100
2098610	Drill Core	3.61	0.2	22.2	13.1	67	0.1	5.2	10.6	1180	2.46	5.1	19.4	1.9	191	0.1	0.5	<0.1	7	3.64	0.098
2098611	Drill Core	1.68	0.1	39.2	13.7	103	0.2	4.9	10.3	1268	2.66	11.1	13.4	1.8	159	0.2	0.7	<0.1	8	2.91	0.097
2098612	Drill Core	6.12	0.4	191.1	27.2	205	0.5	4.9	12.2	1895	2.51	15.5	21.2	1.5	210	0.5	0.9	<0.1	9	3.41	0.097
2098613	Drill Core	5.67	0.3	77.5	6.8	103	0.2	11.3	22.5	1907	4.00	3.5	13.1	1.3	183	0.5	0.7	<0.1	25	5.11	0.159
2098614	Drill Core	5.65	1.1	265.2	6.9	85	0.9	27.7	24.4	1711	4.07	4.5	6.2	1.0	105	0.3	1.0	0.2	16	6.72	0.110
2098615	Drill Core	5.56	1.4	148.0	7.3	76	0.4	33.4	32.2	1892	5.35	7.3	4.5	1.1	123	0.3	1.0	0.1	44	5.86	0.157
2098616	Drill Core	5.62	0.4	116.8	6.0	42	0.1	4.5	15.7	1882	3.22	2.9	<0.5	1.4	104	0.9	1.1	<0.1	29	4.21	0.157
2098617	Drill Core	6.42	1.0	115.5	5.8	42	<0.1	7.3	15.4	2048	3.07	3.6	<0.5	1.2	265	0.3	1.5	<0.1	22	4.85	0.144
2098618	Drill Core	5.97	2.3	108.1	10.9	75	0.1	12.0	18.6	2626	3.44	10.8	11.0	0.8	185	0.4	3.8	<0.1	21	6.06	0.145
2098619	Drill Core	3.68	0.7	105.1	5.6	45	0.1	6.4	14.6	1973	3.18	4.7	4.9	1.4	151	1.1	1.0	<0.1	33	5.02	0.147

CERTIFICATE OF ANALYSIS

VAN12005568.1

Method	Analyte	1DX15	1DX15	1DX15	1DX15	1DX15	1DX15	1DX15	1DX15	1DX15	1DX15	1DX15	1DX15	1DX15	1DX15	1DX15	1DX15	1DX15
		La	Cr	Mg	Ba	Ti	B	Al	Na	K	W	Hg	Sc	Tl	S	Ga	Se	Te
Unit		ppm	ppm	%	ppm	%	ppm	%	%	ppm	ppm	ppm	ppm	%	ppm	ppm	ppm	ppm
MDL		1	1	0.01	1	0.001	1	0.01	0.001	0.01	0.01	0.01	0.01	0.05	1	0.5	0.2	0.2
G1	Prep Blank	8	10	0.60	234	0.125	1	0.96	0.066	0.48	<0.1	<0.01	2.0	0.3	<0.05	5	<0.5	<0.2
G1	Prep Blank	8	10	0.60	222	0.126	2	0.94	0.063	0.47	<0.1	<0.01	2.2	0.5	<0.05	5	<0.5	<0.2
2098592	Drill Core	9	4	0.05	121	0.044	<1	0.41	0.018	0.22	0.4	0.27	2.0	<0.1	<0.05	1	<0.5	<0.2
2098593	Drill Core	9	8	0.06	159	0.045	3	0.44	0.022	0.26	0.7	0.28	2.5	<0.1	<0.05	1	<0.5	<0.2
2098594	Drill Core	9	26	0.05	272	0.012	<1	0.42	0.022	0.29	0.4	0.10	2.4	<0.1	<0.05	1	<0.5	<0.2
2098595	Drill Core	9	1	0.11	100	0.056	<1	0.52	0.021	0.22	0.2	0.19	2.3	<0.1	<0.05	1	<0.5	<0.2
2098596	Drill Core	9	2	0.07	86	0.041	<1	0.43	0.021	0.24	<0.1	0.24	1.9	<0.1	<0.05	1	<0.5	<0.2
2098597	Drill Core	9	13	0.09	145	0.023	<1	0.46	0.017	0.28	0.3	0.23	2.3	<0.1	<0.05	1	<0.5	<0.2
2098598	Drill Core	7	16	0.05	212	0.025	<1	0.41	0.024	0.26	0.3	0.32	1.9	<0.1	<0.05	1	<0.5	<0.2
2098599	Drill Core	7	2	0.37	108	0.036	2	0.36	0.018	0.27	0.4	0.19	2.2	<0.1	<0.05	<1	<0.5	<0.2
2098600	Drill Core	10	14	0.05	182	0.024	<1	0.49	0.019	0.28	1.0	0.12	2.1	<0.1	<0.05	1	0.7	<0.2
2098601	Rock Chip	9	7	0.65	217	0.125	1	0.98	0.067	0.45	<0.1	<0.01	2.3	0.3	<0.05	5	<0.5	<0.2
2098602	Drill Core	9	18	0.07	214	0.010	2	0.47	0.024	0.31	0.3	0.10	2.0	<0.1	<0.05	1	<0.5	<0.2
2098603	Drill Core	5	45	0.11	223	0.037	<1	0.40	0.023	0.27	1.7	0.03	4.5	<0.1	<0.05	1	<0.5	<0.2
2098604	Drill Core	3	28	0.14	171	0.049	1	0.28	0.032	0.17	0.6	<0.01	5.1	<0.1	<0.05	<1	<0.5	<0.2
2098605	Drill Core	4	57	0.16	183	0.062	<1	0.40	0.015	0.28	1.3	<0.01	4.6	<0.1	<0.05	1	<0.5	<0.2
2098606	Drill Core	3	143	2.98	114	0.173	<1	2.55	0.014	1.03	0.8	<0.01	11.4	0.4	<0.05	7	<0.5	<0.2
2098607	Rock Pulp	5	33	0.57	124	0.113	5	1.25	0.078	0.10	0.9	0.09	4.3	<0.1	0.40	4	1.3	<0.2
2098608	Drill Core	5	145	2.74	141	0.207	<1	2.46	0.012	1.45	0.6	0.01	11.5	0.5	<0.05	7	<0.5	<0.2
2098609	Drill Core	9	8	0.67	75	0.032	<1	1.15	0.048	0.19	<0.1	<0.01	2.3	<0.1	<0.05	4	<0.5	<0.2
2098610	Drill Core	7	2	0.53	156	0.002	<1	0.54	0.030	0.22	<0.1	<0.01	1.6	<0.1	0.22	1	<0.5	<0.2
2098611	Drill Core	8	2	0.49	105	0.002	<1	0.44	0.042	0.17	<0.1	0.09	1.8	<0.1	0.37	1	0.6	<0.2
2098612	Drill Core	6	2	0.71	72	0.001	<1	0.31	0.026	0.18	0.1	0.35	1.6	<0.1	0.49	<1	<0.5	<0.2
2098613	Drill Core	7	6	0.69	156	0.011	<1	0.43	0.024	0.23	0.4	0.03	4.2	<0.1	0.09	1	<0.5	<0.2
2098614	Drill Core	5	19	0.39	125	0.003	<1	0.36	0.015	0.19	0.5	0.02	4.5	<0.1	0.09	<1	0.5	<0.2
2098615	Drill Core	6	30	0.37	128	0.033	1	0.42	0.017	0.20	0.7	0.06	5.2	<0.1	<0.05	<1	0.7	<0.2
2098616	Drill Core	9	4	0.08	179	0.028	<1	0.45	0.019	0.27	0.9	0.02	2.9	<0.1	<0.05	1	<0.5	<0.2
2098617	Drill Core	8	5	0.44	141	0.013	<1	0.41	0.022	0.29	8.7	0.06	2.4	<0.1	<0.05	1	0.8	<0.2
2098618	Drill Core	4	7	0.36	225	0.010	1	0.42	0.013	0.27	9.9	0.31	2.9	<0.1	0.16	1	0.8	<0.2
2098619	Drill Core	9	6	0.33	71	0.037	2	0.40	0.018	0.25	0.4	0.05	1.9	<0.1	<0.05	1	0.6	<0.2

CERTIFICATE OF ANALYSIS

VAN12005568.1

Method	WGHT	1DX15	1DX15	1DX15	1DX15	1DX15	1DX15	1DX15	1DX15	1DX15	1DX15	1DX15	1DX15	1DX15	1DX15	1DX15	1DX15	1DX15	1DX15	1DX15	
Analyte	Wgt	Mo	Cu	Pb	Zn	Ag	Ni	Co	Mn	Fe	As	Au	Th	Sr	Cd	Sb	Bi	V	Ca	P	
Unit	kg	ppm	ppm	ppm	ppm	ppm	ppm	ppm	ppm	%	ppb	ppb	ppm	ppm	ppm	ppm	ppm	ppm	%	%	
MDL	0.01	0.1	0.1	0.1	1	0.1	0.1	0.1	1	0.01	0.5	0.5	0.1	1	0.1	0.1	0.1	2	0.01	0.001	
2098620	Drill Core	3.96	1.3	106.6	6.3	62	0.1	11.7	18.6	2821	3.80	6.0	8.5	1.2	173	1.6	1.2	<0.1	27	7.07	0.146
2098621	Drill Core	4.35	<0.1	72.7	6.5	75	<0.1	55.1	33.0	1474	4.54	6.8	0.5	0.8	255	0.2	0.9	<0.1	98	6.84	0.131
2098622	Drill Core	3.06	0.2	79.6	8.3	88	0.3	61.9	33.7	1383	4.21	32.2	0.7	0.8	205	0.5	1.6	<0.1	155	5.15	0.125
2098623	Drill Core	3.33	0.6	821.8	292.4	730	8.6	99.3	38.4	2855	5.13	30.1	24.1	0.8	204	24.2	3.3	<0.1	117	6.62	0.126
2098624	Drill Core	7.36	0.2	161.4	22.9	147	0.4	55.1	31.3	1851	4.38	18.0	<0.5	0.8	209	0.7	2.1	<0.1	82	7.61	0.127
2098625	Drill Core	6.40	0.3	32.3	5.5	78	<0.1	55.6	34.7	1371	4.66	19.9	4.0	0.8	206	0.1	1.4	<0.1	171	5.76	0.120
2098626	Drill Core	6.74	0.5	533.5	6.3	93	0.8	33.2	29.0	1639	4.39	14.0	8.4	1.2	230	0.3	1.2	<0.1	72	6.33	0.143
2098627	Drill Core	6.31	0.3	111.5	11.5	87	0.1	37.6	27.4	1434	3.71	17.4	3.7	1.1	197	0.1	0.9	<0.1	81	6.58	0.153
2098628	Drill Core	5.08	0.2	78.0	4.5	58	<0.1	41.0	26.8	902	4.33	10.1	2.0	0.7	215	0.1	0.8	<0.1	126	4.57	0.120
2098629	Drill Core	1.42	0.7	16.6	5.4	65	<0.1	31.3	26.6	983	3.99	4.1	2.2	0.8	217	<0.1	0.6	<0.1	65	5.00	0.103
2098630	Drill Core	4.22	0.4	126.7	4.9	85	0.1	37.2	30.0	1464	4.20	3.1	11.3	0.8	264	0.1	0.6	<0.1	59	6.79	0.100
2098631	Drill Core	0.97	0.1	23.5	3.8	116	<0.1	79.1	35.8	1464	4.87	3.8	9.9	1.0	236	0.2	0.9	<0.1	94	5.54	0.110
2098632	Drill Core	2.80	<0.1	30.7	3.7	113	<0.1	79.0	35.4	1487	4.89	3.6	11.7	0.9	251	0.1	0.7	<0.1	94	5.67	0.097
2098633	Drill Core	4.29	0.2	49.7	4.7	62	<0.1	9.0	15.9	1246	3.24	2.3	13.5	2.2	351	0.2	1.1	<0.1	34	4.00	0.109
2098634	Drill Core	6.10	0.2	21.8	3.3	67	<0.1	5.2	9.6	976	2.59	0.6	2.3	2.6	160	0.1	0.5	<0.1	15	3.40	0.098
2098635	Drill Core	6.34	0.3	28.4	7.3	58	<0.1	4.9	10.9	963	2.79	1.4	2.0	2.1	163	0.2	1.5	<0.1	17	3.66	0.097
2098636	Drill Core	5.40	1.1	113.4	4.2	77	0.2	4.0	18.9	626	5.14	9.4	6.0	0.5	106	<0.1	1.0	<0.1	38	3.43	0.155
2098637	Drill Core	4.45	1.0	93.8	2.8	70	0.1	4.0	16.2	660	5.07	2.8	6.6	0.5	113	<0.1	0.6	<0.1	42	2.49	0.133
2098638	Drill Core	5.86	0.4	148.2	3.4	83	0.2	4.8	19.7	588	5.26	4.6	11.6	0.6	127	0.2	1.1	<0.1	44	3.01	0.142
2098639	Drill Core	2.56	0.8	113.5	4.1	93	0.1	14.8	17.0	640	5.36	2.7	4.7	0.8	169	<0.1	0.5	<0.1	51	4.84	0.146
2098640	Drill Core	3.95	0.5	104.3	3.7	78	<0.1	19.2	19.5	747	5.28	3.4	3.3	1.0	187	<0.1	0.9	<0.1	45	5.54	0.145
2098641	Rock Chip	0.38	<0.1	4.6	2.8	44	<0.1	3.4	4.1	514	1.82	<0.5	3.2	4.8	60	<0.1	<0.1	<0.1	33	0.63	0.072
2098642	Drill Core	4.96	0.6	78.7	2.3	71	<0.1	35.0	32.2	946	7.05	3.5	2.2	0.6	209	<0.1	0.3	<0.1	149	4.47	0.135
2098643	Drill Core	6.06	1.0	89.4	4.6	99	0.1	23.8	33.4	1368	6.93	4.0	2.4	0.6	280	0.1	0.1	<0.1	128	6.09	0.126
2098644	Drill Core	2.24	1.2	95.7	5.5	81	<0.1	18.5	26.1	1052	5.94	5.7	4.3	0.9	265	<0.1	0.1	<0.1	97	5.40	0.160
2098645	Drill Core	4.35	1.4	85.6	6.7	83	0.1	35.7	42.6	785	7.38	9.9	2.6	0.4	202	0.1	0.2	0.2	136	4.07	0.142
2098646	Drill Core	6.76	1.0	67.5	6.6	89	0.1	26.4	32.5	788	7.54	9.7	2.5	0.5	179	0.4	0.5	0.6	91	4.16	0.142
2098647	Drill Core	6.64	2.7	73.0	7.7	79	<0.1	26.1	32.4	1344	6.23	12.4	2.5	0.4	262	0.4	0.2	<0.1	79	6.45	0.136
2098648	Drill Core	4.06	1.4	91.2	7.1	80	0.1	39.9	29.3	1071	6.44	11.8	6.1	0.5	367	0.2	0.3	0.2	69	6.36	0.140
2098649	Rock Pulp	0.05	355.5	3390	23.6	54	1.8	32.3	8.4	422	3.13	12.8	801.8	1.1	31	0.6	3.9	0.5	49	0.69	0.049

CERTIFICATE OF ANALYSIS

VAN12005568.1

Method	Analyte	1DX15	1DX15	1DX15	1DX15	1DX15	1DX15	1DX15	1DX15	1DX15	1DX15	1DX15	1DX15	1DX15	1DX15	1DX15	1DX15	1DX15
		La	Cr	Mg	Ba	Ti	B	Al	Na	K	W	Hg	Sc	Tl	S	Ga	Se	Te
Unit		ppm	ppm	%	ppm	%	ppm	%	%	ppm	ppm	ppm	ppm	%	ppm	ppm	ppm	
MDL		1	1	0.01	1	0.001	1	0.01	0.001	0.01	0.01	0.01	0.01	0.05	1	0.5	0.2	
2098620	Drill Core	8	16	0.12	187	0.015	<1	0.44	0.016	0.28	0.2	0.04	2.2	<0.1	<0.05	1	<0.5	<0.2
2098621	Drill Core	6	115	2.13	93	0.057	<1	1.62	0.025	0.12	0.3	<0.01	7.4	<0.1	<0.05	5	0.7	<0.2
2098622	Drill Core	4	110	3.13	128	0.211	<1	2.51	0.015	1.93	0.2	<0.01	17.0	0.5	<0.05	8	<0.5	<0.2
2098623	Drill Core	4	234	2.23	94	0.130	<1	2.24	0.008	0.74	0.2	0.32	7.8	0.3	<0.05	6	0.7	<0.2
2098624	Drill Core	4	101	1.40	106	0.119	<1	1.48	0.012	0.70	0.3	0.04	6.8	0.2	<0.05	4	<0.5	<0.2
2098625	Drill Core	4	142	3.33	98	0.197	3	2.58	0.023	1.43	0.2	0.02	17.1	0.3	<0.05	9	0.9	<0.2
2098626	Drill Core	7	54	1.89	148	0.055	1	1.51	0.009	0.45	0.1	0.08	5.5	0.2	<0.05	5	<0.5	<0.2
2098627	Drill Core	7	76	2.12	105	0.086	2	1.73	0.008	0.54	0.1	0.01	8.4	0.2	<0.05	6	<0.5	<0.2
2098628	Drill Core	4	135	2.65	69	0.081	2	2.14	0.029	0.06	<0.1	<0.01	9.6	<0.1	<0.05	7	<0.5	<0.2
2098629	Drill Core	5	46	2.18	88	0.043	3	1.67	0.012	0.15	0.1	0.02	3.9	<0.1	<0.05	4	<0.5	<0.2
2098630	Drill Core	5	46	1.82	69	0.041	<1	1.42	0.007	0.16	0.1	0.02	4.2	<0.1	<0.05	3	<0.5	<0.2
2098631	Drill Core	4	178	3.29	74	0.045	3	1.60	0.014	0.13	0.5	0.04	9.5	<0.1	<0.05	4	<0.5	<0.2
2098632	Drill Core	4	169	3.31	85	0.043	1	1.59	0.016	0.12	0.4	0.17	9.4	<0.1	<0.05	4	<0.5	<0.2
2098633	Drill Core	9	8	0.94	104	0.023	<1	0.43	0.025	0.18	0.6	0.03	2.2	<0.1	<0.05	1	<0.5	<0.2
2098634	Drill Core	14	3	0.71	62	0.004	<1	0.69	0.035	0.14	<0.1	<0.01	1.5	<0.1	<0.05	2	<0.5	<0.2
2098635	Drill Core	10	2	0.79	65	0.009	2	0.34	0.038	0.16	0.2	0.04	1.6	<0.1	<0.05	<1	<0.5	<0.2
2098636	Drill Core	3	1	0.63	68	0.002	3	1.32	0.071	0.13	<0.1	0.02	4.7	<0.1	0.58	4	1.3	<0.2
2098637	Drill Core	3	2	0.70	59	0.004	3	1.24	0.065	0.14	<0.1	0.08	5.0	<0.1	0.34	4	1.5	<0.2
2098638	Drill Core	3	2	0.85	61	0.010	2	1.14	0.064	0.16	0.1	0.11	5.1	<0.1	0.34	3	0.5	<0.2
2098639	Drill Core	4	8	0.86	67	0.009	1	1.76	0.042	0.15	<0.1	0.07	4.9	<0.1	0.20	4	0.9	<0.2
2098640	Drill Core	2	7	1.05	53	0.005	1	0.59	0.038	0.15	<0.1	0.04	5.2	<0.1	0.21	1	0.5	<0.2
2098641	Rock Chip	8	7	0.62	197	0.110	2	0.92	0.060	0.44	<0.1	<0.01	2.0	0.3	<0.05	5	0.7	<0.2
2098642	Drill Core	3	25	1.97	62	0.029	<1	2.58	0.021	0.11	<0.1	0.02	9.1	<0.1	0.27	7	<0.5	<0.2
2098643	Drill Core	3	19	1.85	60	0.007	<1	2.72	0.016	0.13	<0.1	0.08	9.0	<0.1	2.29	8	1.4	0.7
2098644	Drill Core	4	15	1.48	64	0.006	<1	2.32	0.039	0.17	<0.1	0.02	6.5	<0.1	2.39	7	1.0	<0.2
2098645	Drill Core	2	20	1.88	42	0.008	1	2.59	0.033	0.13	<0.1	0.04	9.4	0.1	4.38	8	1.3	0.4
2098646	Drill Core	5	15	1.71	28	0.004	2	1.87	0.025	0.14	<0.1	0.21	7.3	0.3	6.73	6	10.8	1.9
2098647	Drill Core	2	10	1.67	35	0.005	1	1.92	0.033	0.16	<0.1	0.04	7.5	0.2	5.44	5	2.6	1.1
2098648	Drill Core	2	27	1.68	40	0.008	4	1.69	0.030	0.20	<0.1	0.07	8.1	<0.1	4.99	4	2.5	0.5
2098649	Rock Pulp	5	32	0.58	120	0.108	7	1.21	0.076	0.10	0.9	0.08	4.3	<0.1	0.40	5	1.4	<0.2

CERTIFICATE OF ANALYSIS

VAN12005568.1

Method Analyte Unit MDL	WGHT	1DX15	1DX15	1DX15	1DX15	1DX15	1DX15	1DX15	1DX15	1DX15	1DX15	1DX15	1DX15	1DX15	1DX15	1DX15	1DX15	1DX15	1DX15	1DX15	1DX15
	Wgt	Mo	Cu	Pb	Zn	Ag	Ni	Co	Mn	Fe	As	Au	Th	Sr	Cd	Sb	Bi	V	Ca	P	
	kg	ppm	ppm	ppm	ppm	ppm	ppm	ppm	ppm	%	ppb	ppb	ppm	ppm	ppm	ppm	ppm	ppm	%	%	
	0.01	0.1	0.1	0.1	1	0.1	0.1	0.1	1	0.01	0.5	0.5	0.1	1	0.1	0.1	0.1	2	0.01	0.001	
2098650	Drill Core	2.55	1.2	77.6	6.3	108	<0.1	24.5	34.0	1611	6.62	7.9	3.5	0.4	380	0.2	0.2	<0.1	99	6.97	0.139
2098651	Drill Core	5.74	0.9	139.2	6.3	102	0.1	18.7	30.0	1268	6.52	16.6	8.1	0.7	242	0.2	0.3	<0.1	141	5.48	0.150
2098652	Drill Core	6.54	4.4	107.4	9.7	136	0.1	22.8	31.5	1777	6.35	19.6	7.6	0.8	334	0.2	0.4	<0.1	90	6.16	0.157
2098653	Drill Core	6.44	4.9	74.2	8.7	109	<0.1	24.4	29.7	1440	6.16	6.4	3.6	0.8	264	0.3	0.4	0.3	66	5.27	0.154
2098654	Drill Core	6.06	1.2	73.3	5.7	82	<0.1	23.7	25.7	1320	7.18	2.6	3.0	0.6	276	0.4	0.3	0.4	90	4.75	0.146
2098655	Drill Core	2.25	1.6	64.2	5.3	118	0.1	25.1	27.2	1078	6.61	3.2	4.7	0.7	219	0.7	0.2	1.1	28	5.89	0.140
2098656	Drill Core	4.51	2.0	44.9	5.5	93	0.1	7.8	22.5	1275	5.90	4.2	6.4	0.7	256	0.3	0.6	0.2	34	6.61	0.160
2098657	Drill Core	3.10	1.5	26.2	5.2	96	0.1	2.9	19.7	1301	5.44	3.6	7.2	0.8	307	0.3	0.5	0.1	45	6.57	0.151
2098658	Drill Core	3.44	2.4	38.9	4.6	44	0.1	8.7	25.8	614	5.30	2.7	7.1	0.6	214	0.2	1.0	<0.1	16	3.92	0.172
2098659	Drill Core	5.81	4.6	49.1	6.3	61	0.2	58.7	35.9	861	5.10	5.2	8.2	0.9	293	0.4	1.8	<0.1	29	6.14	0.247
2098660	Drill Core	4.95	1.5	65.5	6.2	60	0.1	17.7	34.7	851	5.84	5.4	4.7	0.9	161	0.1	0.4	<0.1	64	4.41	0.146
2098661	Drill Core	6.27	0.8	74.6	6.9	92	0.2	27.2	48.1	837	6.88	3.2	7.3	0.9	137	0.3	0.2	<0.1	144	3.84	0.133
2098662	Drill Core	1.17	0.4	71.3	4.9	66	<0.1	23.6	42.1	867	6.90	2.2	3.3	1.0	100	0.3	<0.1	<0.1	132	3.88	0.134
2098663	Drill Core	3.69	2.0	97.0	5.9	73	0.1	22.1	38.8	950	6.91	11.3	2.4	1.1	187	0.3	0.2	<0.1	100	3.95	0.159
2098664	Drill Core	6.51	1.3	98.5	4.8	61	0.2	19.7	31.6	1123	6.41	5.0	12.5	0.7	135	0.3	0.4	<0.1	99	4.98	0.135
2098665	Drill Core	2.96	0.2	34.7	3.4	58	<0.1	5.0	12.6	1064	3.07	3.5	1.2	1.2	109	0.1	0.2	<0.1	19	4.69	0.116
2098666	Drill Core	1.67	0.3	26.4	4.3	65	<0.1	5.1	13.6	1075	3.37	6.0	2.6	1.2	120	0.1	0.2	<0.1	19	4.26	0.119
2098667	Rock Chip	0.35	<0.1	2.9	2.9	44	<0.1	4.1	4.4	549	1.90	<0.5	<0.5	5.2	60	<0.1	<0.1	<0.1	34	0.67	0.071
2098668	Drill Core	0.90	<0.1	9.0	4.1	63	<0.1	5.3	12.9	1285	3.18	1.2	<0.5	1.0	266	0.1	0.1	<0.1	23	5.73	0.106
2098669	Drill Core	3.17	1.7	79.4	6.0	65	<0.1	7.2	24.5	1203	5.07	4.1	1.9	0.7	176	0.2	0.4	<0.1	30	5.95	0.126
2098670	Drill Core	6.02	0.9	98.2	5.1	87	0.1	8.9	29.8	1779	6.43	3.5	2.3	0.6	168	0.2	0.2	<0.1	60	5.84	0.137
2098671	Drill Core	6.48	0.6	106.0	4.6	87	<0.1	8.8	32.1	1814	6.19	6.3	3.2	0.6	159	0.4	0.2	<0.1	54	5.86	0.133
2098672	Drill Core	6.38	0.7	106.9	3.9	65	<0.1	7.1	26.0	1056	6.11	9.8	<0.5	0.8	184	0.2	<0.1	<0.1	65	5.48	0.142
2098673	Drill Core	6.58	0.6	71.1	4.2	62	0.1	6.4	23.4	1090	4.72	9.8	0.8	0.7	182	0.1	0.1	<0.1	44	4.28	0.131
2098674	Drill Core	2.73	0.6	70.6	4.5	85	<0.1	6.3	27.1	1198	5.34	5.6	2.6	0.9	245	0.2	0.1	<0.1	66	5.70	0.133
2098675	Drill Core	0.05	1069	8901	47.9	153	4.2	38.2	20.6	514	4.38	31.4	564.2	1.6	39	0.9	5.0	1.4	98	0.99	0.082
2098676	Drill Core	1.57	1.2	54.4	2.9	126	0.1	6.9	26.1	1087	5.23	6.5	6.4	1.3	158	0.2	0.3	<0.1	73	4.60	0.140
2098677	Drill Core	1.85	1.1	111.7	6.0	60	0.1	10.7	28.7	1211	4.62	17.8	13.2	0.8	279	0.2	0.2	<0.1	39	5.84	0.142
2098678	Drill Core	6.16	0.9	79.9	7.7	144	<0.1	10.1	27.7	1212	5.96	13.4	2.3	0.9	197	0.5	0.2	<0.1	93	5.66	0.140
2098679	Drill Core	5.71	0.3	82.1	3.2	75	<0.1	6.0	24.9	1429	5.53	3.1	6.8	0.9	152	0.2	0.1	<0.1	97	5.85	0.136

CERTIFICATE OF ANALYSIS

VAN12005568.1

Method Analyte	Unit	1DX15	1DX15	1DX15	1DX15	1DX15	1DX15	1DX15	1DX15	1DX15	1DX15	1DX15	1DX15	1DX15	1DX15	1DX15	1DX15	1DX15
		La	Cr	Mg	Ba	Ti	B	Al	Na	K	W	Hg	Sc	Tl	S	Ga	Se	Te
MDL		ppm	ppm	%	ppm	%	ppm	%	%	ppm	ppm	ppm	ppm	%	ppm	ppm	ppm	
		1	1	0.01	1	0.001	1	0.01	0.001	0.01	0.1	0.01	0.1	0.05	1	0.5	0.2	
2098650	Drill Core	2	12	1.73	32	0.009	4	2.22	0.028	0.19	<0.1	0.02	9.5	<0.1	4.18	6	3.1	<0.2
2098651	Drill Core	3	18	2.10	31	0.004	3	2.53	0.029	0.15	<0.1	0.03	10.5	<0.1	2.74	7	7.1	<0.2
2098652	Drill Core	4	11	1.63	63	0.006	2	2.27	0.031	0.19	<0.1	0.03	7.0	0.2	2.91	6	3.9	<0.2
2098653	Drill Core	8	13	1.37	33	0.004	3	1.84	0.035	0.19	<0.1	0.03	7.2	0.1	4.15	6	8.7	<0.2
2098654	Drill Core	2	14	1.23	27	0.009	<1	1.78	0.050	0.17	<0.1	0.04	9.6	0.1	5.74	6	10.2	0.4
2098655	Drill Core	5	8	0.80	16	0.004	2	0.83	0.037	0.16	<0.1	0.06	5.6	0.1	6.40	2	8.6	0.9
2098656	Drill Core	2	2	0.97	28	0.004	5	0.81	0.057	0.16	<0.1	0.12	6.0	0.2	4.48	2	2.8	1.3
2098657	Drill Core	2	<1	1.00	45	0.003	2	1.08	0.073	0.16	<0.1	0.03	5.9	<0.1	3.05	3	1.8	0.6
2098658	Drill Core	<1	<1	0.86	23	0.001	3	0.42	0.061	0.15	<0.1	0.11	4.2	<0.1	5.19	<1	4.7	1.9
2098659	Drill Core	9	29	1.51	23	0.008	3	0.73	0.048	0.18	<0.1	0.37	6.2	0.1	4.23	2	4.5	2.3
2098660	Drill Core	3	7	1.31	43	0.003	2	2.04	0.042	0.14	<0.1	0.05	4.5	<0.1	3.06	5	0.6	<0.2
2098661	Drill Core	4	19	2.28	53	0.005	2	3.47	0.017	0.10	<0.1	0.03	7.4	<0.1	1.37	8	1.3	<0.2
2098662	Drill Core	4	19	2.14	52	0.006	<1	3.60	0.012	0.09	<0.1	0.02	7.0	<0.1	0.89	9	1.9	<0.2
2098663	Drill Core	5	14	2.06	67	0.009	1	3.07	0.018	0.16	<0.1	0.03	5.7	<0.1	1.84	7	0.5	<0.2
2098664	Drill Core	4	16	1.62	123	0.004	3	2.16	0.034	0.15	0.1	0.02	8.4	0.2	0.91	6	<0.5	<0.2
2098665	Drill Core	9	2	0.49	239	0.002	1	1.14	0.026	0.16	<0.1	<0.01	2.5	<0.1	<0.05	3	<0.5	<0.2
2098666	Drill Core	6	2	0.52	118	0.001	2	1.06	0.031	0.14	0.1	<0.01	2.9	<0.1	0.11	3	<0.5	<0.2
2098667	Rock Chip	8	7	0.67	209	0.125	<1	0.96	0.066	0.45	<0.1	<0.01	2.1	0.3	<0.05	5	<0.5	<0.2
2098668	Drill Core	9	4	0.95	101	0.003	1	1.63	0.034	0.12	<0.1	<0.01	3.0	<0.1	<0.05	4	<0.5	<0.2
2098669	Drill Core	2	1	0.64	45	0.002	1	1.28	0.040	0.18	<0.1	0.09	4.3	<0.1	3.28	3	0.6	0.2
2098670	Drill Core	2	1	0.76	42	0.003	<1	1.79	0.039	0.12	<0.1	0.12	5.0	<0.1	3.33	5	1.1	0.7
2098671	Drill Core	2	<1	0.85	43	0.003	<1	1.63	0.036	0.12	<0.1	0.13	5.0	<0.1	3.78	5	1.0	0.8
2098672	Drill Core	2	1	1.16	41	0.003	<1	2.06	0.030	0.11	<0.1	0.04	4.5	0.1	2.87	6	<0.5	0.2
2098673	Drill Core	3	2	0.98	68	0.003	2	1.83	0.040	0.16	<0.1	0.02	3.8	0.1	1.58	4	<0.5	<0.2
2098674	Drill Core	5	1	1.38	57	0.005	<1	2.13	0.028	0.12	<0.1	<0.01	4.9	<0.1	0.46	6	<0.5	<0.2
2098675	Drill Core	7	63	1.05	50	0.140	7	1.69	0.102	0.54	14.6	0.14	8.6	0.4	2.04	5	5.1	0.6
2098676	Drill Core	8	1	1.67	57	0.011	<1	2.25	0.031	0.11	0.1	0.02	4.5	<0.1	0.07	6	<0.5	<0.2
2098677	Drill Core	3	4	1.13	41	0.002	1	1.03	0.036	0.18	<0.1	0.03	3.9	0.1	1.08	2	<0.5	<0.2
2098678	Drill Core	5	9	1.50	42	0.005	<1	2.71	0.027	0.12	<0.1	0.01	6.9	0.3	0.96	8	<0.5	<0.2
2098679	Drill Core	8	2	1.60	50	0.006	<1	2.97	0.027	0.09	<0.1	<0.01	7.4	<0.1	<0.05	9	<0.5	<0.2

CERTIFICATE OF ANALYSIS

VAN12005568.1

Method	WGHT	1DX15	1DX15	1DX15	1DX15	1DX15	1DX15	1DX15	1DX15	1DX15	1DX15	1DX15	1DX15	1DX15	1DX15	1DX15	1DX15	1DX15	1DX15	1DX15	
Analyte	Wgt	Mo	Cu	Pb	Zn	Ag	Ni	Co	Mn	Fe	As	Au	Th	Sr	Cd	Sb	Bi	V	Ca	P	
Unit	kg	ppm	ppm	ppm	ppm	ppm	ppm	ppm	ppm	%	ppb	ppb	ppm	ppm	ppm	ppm	ppm	ppm	%	%	
MDL	0.01	0.1	0.1	0.1	1	0.1	0.1	0.1	1	0.01	0.5	0.5	0.1	1	0.1	0.1	0.1	2	0.01	0.001	
2098680	Drill Core	6.11	0.7	158.6	3.5	102	0.3	9.3	26.8	1899	5.93	2.9	45.2	0.6	166	0.2	0.2	<0.1	97	5.72	0.125
2098681	Drill Core	5.60	0.7	99.1	3.6	113	0.1	6.5	25.8	1500	5.79	2.7	7.2	0.7	116	0.2	0.1	<0.1	72	4.27	0.143
2098682	Drill Core	2.13	0.3	57.3	3.8	120	<0.1	6.2	27.5	1893	6.01	4.2	5.2	0.6	121	0.2	0.2	<0.1	104	6.64	0.129
2098683	Drill Core	5.11	0.2	80.3	3.4	115	<0.1	7.4	26.6	1633	5.49	4.0	3.6	0.8	184	0.2	0.1	<0.1	111	5.13	0.131
2098684	Drill Core	6.25	2.4	108.8	4.2	75	<0.1	6.6	23.6	1551	4.74	3.3	2.4	0.7	157	0.2	0.2	<0.1	84	4.74	0.128
2098685	Drill Core	6.03	2.7	133.7	6.4	71	0.2	4.3	20.9	960	4.48	3.3	7.0	0.6	132	0.3	0.3	<0.1	58	4.09	0.140
2098686	Drill Core	5.15	1.2	94.3	5.7	103	0.1	5.6	24.2	1427	5.16	2.9	4.8	0.9	99	0.2	0.5	<0.1	66	3.68	0.145
2098687	Drill Core	4.84	1.8	109.9	7.7	102	8.0	17.1	29.6	1588	5.74	4.4	3.9	0.7	144	0.3	0.3	<0.1	30	5.68	0.134
2098688	Drill Core	3.71	1.3	92.6	6.6	82	0.1	28.5	28.6	1984	5.61	3.9	4.6	0.5	154	0.5	0.7	<0.1	19	6.56	0.120
2098689	Rock Chip	0.34	<0.1	3.2	2.9	46	<0.1	3.7	4.3	539	1.86	<0.5	<0.5	4.9	57	<0.1	<0.1	<0.1	34	0.64	0.072
2098690	Drill Core	0.53	11.9	228.2	9.9	60	2.0	31.8	31.9	1109	7.55	18.2	9.2	0.6	57	0.3	2.9	0.6	27	2.59	0.134
2098691	Drill Core	0.72	3.1	132.3	8.1	64	0.2	4.1	18.0	1094	5.45	3.9	4.1	0.4	81	0.3	0.4	<0.1	16	3.67	0.141
2098692	Drill Core	4.42	1.9	86.9	7.3	63	0.2	4.8	20.4	1505	5.36	4.5	3.1	0.4	103	0.2	0.6	<0.1	14	4.61	0.136
2098693	Drill Core	2.44	0.6	113.1	6.6	46	<0.1	61.5	36.7	1396	6.65	16.3	<0.5	0.3	92	0.2	0.3	<0.1	75	4.37	0.130
2098694	Drill Core	5.89	0.6	124.4	7.9	81	<0.1	66.4	38.5	1575	6.87	9.0	3.3	0.7	223	0.2	0.2	<0.1	183	6.17	0.125
2098695	Drill Core	1.15	0.4	146.3	3.4	73	0.1	21.6	23.9	1191	4.98	2.9	3.2	1.6	248	0.1	0.3	<0.1	96	4.81	0.173
2098696	Drill Core	4.29	1.8	140.8	9.3	28	0.1	61.7	34.5	974	6.78	32.2	7.7	0.4	165	0.1	2.9	0.3	64	4.35	0.140
2098697	Drill Core	3.27	0.5	136.8	8.6	64	<0.1	148.6	44.4	1543	6.64	16.4	2.1	0.6	133	0.2	0.6	0.1	220	4.20	0.092
2098698	Drill Core	5.85	1.1	114.4	6.9	85	0.1	33.5	24.8	1303	4.84	5.5	6.4	0.5	221	0.3	1.0	<0.1	45	4.73	0.132
2098699	Drill Core	4.11	0.9	118.4	6.6	75	0.1	42.4	25.9	1478	4.53	6.9	8.3	0.4	239	0.2	0.9	<0.1	27	5.69	0.135
2098700	Drill Core	4.25	0.9	133.2	8.6	85	0.2	5.7	20.8	1489	4.31	3.8	7.4	0.6	225	0.4	0.3	<0.1	36	4.97	0.149
2098701	Rock Pulp	0.05	361.9	3368	23.6	54	1.9	31.2	8.4	423	3.22	12.9	907.7	1.1	33	<0.1	3.2	0.6	52	0.67	0.052
2098702	Drill Core	6.01	1.7	86.7	12.8	61	0.5	56.8	27.7	1011	4.98	16.0	11.0	0.6	116	0.6	1.7	0.4	21	4.10	0.092
2098703	Drill Core	6.14	1.6	60.0	15.4	156	0.8	25.1	17.3	572	3.97	19.3	9.5	1.0	59	1.8	7.2	0.6	8	2.08	0.085
2098704	Drill Core	5.86	1.6	51.7	9.3	27	0.3	5.3	12.3	886	3.90	11.7	17.6	0.4	80	0.2	1.7	0.3	8	2.87	0.124
2098705	Drill Core	6.60	1.1	63.8	5.4	55	0.2	3.0	14.1	1684	3.84	12.3	6.0	0.2	143	0.4	0.2	<0.1	8	4.52	0.153
2098706	Drill Core	6.13	3.5	25.4	24.2	70	0.4	4.9	8.1	632	2.59	14.8	5.3	1.4	105	0.6	2.2	0.2	3	2.80	0.080
2098707	Drill Core	6.55	1.5	13.9	23.0	61	0.3	5.1	5.8	679	1.89	6.8	2.9	1.7	133	0.4	1.3	<0.1	2	2.55	0.053
2098708	Drill Core	4.98	1.3	42.4	30.8	34	0.7	7.2	8.7	822	1.82	22.5	2.8	1.8	121	0.4	1.3	<0.1	4	1.90	0.063
2098709	Drill Core	7.60	3.5	19.2	15.6	58	0.1	6.0	6.8	1236	1.37	15.7	2.2	2.6	136	0.3	0.4	<0.1	5	2.12	0.055

CERTIFICATE OF ANALYSIS

VAN12005568.1

Method Analyte	1DX15		1DX15		1DX15		1DX15		1DX15		1DX15		1DX15		1DX15		1DX15	
	La	Cr	Mg	Ba	Ti	B	Al	Na	K	W	Hg	Sc	Tl	S	Ga	Se	Te	
Unit	ppm	ppm	%	ppm	%	ppm	%	%	%	ppm	ppm	ppm	ppm	%	ppm	ppm	ppm	
MDL	1	1	0.01	1	0.001	1	0.01	0.001	0.01	0.1	0.01	0.1	0.1	0.05	1	0.5	0.2	
2098680	Drill Core	5	3	1.24	52	0.008	2	2.22	0.032	0.12	<0.1	<0.01	6.7	<0.1	0.28	6	<0.5	<0.2
2098681	Drill Core	4	1	1.14	35	0.010	<1	2.28	0.035	0.13	<0.1	<0.01	5.1	<0.1	0.26	6	<0.5	<0.2
2098682	Drill Core	3	1	1.94	89	0.004	1	1.86	0.029	0.10	0.2	<0.01	10.2	<0.1	<0.05	5	<0.5	<0.2
2098683	Drill Core	6	4	2.11	65	0.009	1	2.50	0.038	0.08	0.1	<0.01	8.4	<0.1	<0.05	7	<0.5	<0.2
2098684	Drill Core	4	3	1.88	71	0.005	2	2.29	0.035	0.13	<0.1	<0.01	6.7	<0.1	0.97	7	<0.5	<0.2
2098685	Drill Core	3	3	1.98	54	0.004	<1	1.97	0.041	0.11	<0.1	0.03	3.9	<0.1	2.50	6	1.1	<0.2
2098686	Drill Core	4	2	1.89	81	0.003	<1	2.52	0.021	0.11	<0.1	<0.01	4.1	<0.1	1.08	7	0.6	<0.2
2098687	Drill Core	2	11	1.29	50	0.003	<1	1.14	0.026	0.15	41.6	0.06	3.9	<0.1	3.18	3	1.8	0.3
2098688	Drill Core	1	11	2.67	39	0.001	<1	0.66	0.019	0.12	0.2	0.04	6.2	<0.1	3.66	1	1.7	0.2
2098689	Rock Chip	8	7	0.67	202	0.123	<1	0.96	0.059	0.45	0.4	<0.01	2.1	0.3	<0.05	5	<0.5	<0.2
2098690	Drill Core	2	61	1.39	18	0.006	2	0.89	0.031	0.12	9.0	0.15	3.8	<0.1	5.72	2	4.6	0.8
2098691	Drill Core	2	<1	1.61	24	0.001	<1	0.57	0.046	0.12	0.3	0.02	3.5	<0.1	4.68	1	1.3	<0.2
2098692	Drill Core	2	2	1.75	24	0.001	1	0.42	0.045	0.14	0.2	0.02	3.5	<0.1	4.35	<1	1.7	<0.2
2098693	Drill Core	<1	64	3.51	20	0.002	2	1.76	0.021	0.09	<0.1	0.03	8.5	<0.1	5.65	5	1.1	0.5
2098694	Drill Core	2	120	3.53	72	0.006	<1	3.64	0.010	0.04	<0.1	<0.01	16.8	<0.1	1.69	9	<0.5	<0.2
2098695	Drill Core	8	18	2.50	222	0.004	<1	3.00	0.020	0.10	<0.1	<0.01	5.7	<0.1	<0.05	8	<0.5	<0.2
2098696	Drill Core	<1	57	2.64	21	0.002	2	1.40	0.017	0.14	<0.1	0.22	7.2	<0.1	5.26	3	2.9	1.0
2098697	Drill Core	2	288	5.00	140	0.010	<1	4.93	0.005	0.02	<0.1	0.03	24.8	<0.1	1.06	11	0.6	0.2
2098698	Drill Core	3	34	2.43	96	0.001	1	0.99	0.023	0.17	<0.1	0.03	6.7	<0.1	1.10	2	<0.5	<0.2
2098699	Drill Core	2	25	2.23	65	0.001	1	0.61	0.023	0.19	<0.1	0.01	4.6	<0.1	1.24	1	<0.5	<0.2
2098700	Drill Core	4	9	1.69	77	0.002	2	1.52	0.023	0.19	<0.1	<0.01	3.1	<0.1	1.34	4	<0.5	<0.2
2098701	Rock Pulp	5	32	0.58	127	0.103	4	1.18	0.084	0.11	0.8	0.08	4.2	<0.1	0.39	4	1.4	<0.2
2098702	Drill Core	<1	29	2.15	25	<0.001	<1	0.65	0.021	0.15	<0.1	0.04	5.0	<0.1	4.25	1	2.6	1.0
2098703	Drill Core	<1	4	1.00	23	<0.001	<1	0.32	0.030	0.16	<0.1	0.11	2.4	<0.1	4.12	<1	2.8	1.0
2098704	Drill Core	1	<1	1.10	30	<0.001	<1	0.33	0.043	0.17	<0.1	0.07	1.5	<0.1	3.78	<1	2.0	1.0
2098705	Drill Core	2	<1	1.09	55	0.002	<1	0.37	0.037	0.20	<0.1	0.02	1.6	<0.1	2.74	<1	0.5	0.5
2098706	Drill Core	2	1	0.38	36	<0.001	<1	0.29	0.015	0.19	<0.1	0.09	0.9	<0.1	2.59	<1	1.9	0.6
2098707	Drill Core	2	<1	0.41	64	<0.001	<1	0.27	0.014	0.18	<0.1	0.06	0.7	<0.1	1.90	<1	<0.5	0.5
2098708	Drill Core	3	2	0.30	84	0.002	<1	0.32	0.027	0.24	<0.1	0.02	0.8	<0.1	1.64	<1	<0.5	0.5
2098709	Drill Core	4	7	0.46	94	0.002	<1	0.48	0.027	0.27	<0.1	0.01	0.8	<0.1	0.69	1	<0.5	<0.2

CERTIFICATE OF ANALYSIS

VAN12005568.1

Method	WGHT	1DX15	1DX15	1DX15	1DX15	1DX15	1DX15	1DX15	1DX15	1DX15	1DX15	1DX15	1DX15	1DX15	1DX15	1DX15	1DX15	1DX15	1DX15	1DX15	1DX15
Analyte	Wgt	Mo	Cu	Pb	Zn	Ag	Ni	Co	Mn	Fe	As	Au	Th	Sr	Cd	Sb	Bi	V	Ca	P	
Unit	kg	ppm	ppm	ppm	ppm	ppm	ppm	ppm	ppm	%	ppm	ppb	ppm	ppm	ppm	ppm	ppm	ppm	%	%	
MDL	0.01	0.1	0.1	0.1	1	0.1	0.1	0.1	1	0.01	0.5	0.5	0.1	1	0.1	0.1	0.1	2	0.01	0.001	
2098710	Drill Core	4.72	0.7	81.9	6.2	79	0.2	52.9	29.0	1554	5.56	15.2	4.2	0.7	315	0.3	3.1	<0.1	168	8.29	0.107
2098711	Drill Core	5.87	0.5	134.5	10.9	90	0.2	58.5	36.7	1516	6.26	23.9	7.2	0.4	153	0.3	1.0	<0.1	214	5.33	0.120
2098712	Drill Core	5.11	0.4	132.4	3.2	80	<0.1	47.4	35.9	1260	5.44	23.4	2.6	0.3	91	0.1	1.0	<0.1	166	3.73	0.131
2098713	Rock Chip	0.33	<0.1	5.0	3.0	48	<0.1	4.1	4.5	569	2.05	<0.5	<0.5	4.7	66	<0.1	<0.1	<0.1	39	0.64	0.079
2098714	Drill Core	6.24	0.8	127.8	8.7	112	0.6	65.7	37.2	1114	5.29	42.7	5.8	0.3	94	0.3	1.0	<0.1	160	4.23	0.118
2098715	Drill Core	6.31	0.8	140.6	7.6	95	0.6	61.9	35.3	1037	5.05	32.9	8.3	0.3	89	0.3	1.2	<0.1	158	2.91	0.128
2098716	Drill Core	6.02	0.6	125.0	21.6	113	0.7	67.0	39.7	1579	6.21	46.8	9.1	0.4	195	0.5	0.7	<0.1	214	6.05	0.116
2098717	Drill Core	6.95	0.6	117.1	35.0	192	0.7	69.0	39.7	1858	5.67	26.2	10.7	0.2	382	1.2	0.8	<0.1	50	6.96	0.111
2098718	Drill Core	5.87	1.5	121.6	132.1	288	1.4	107.9	49.2	1411	7.01	28.4	13.0	0.6	134	2.8	1.8	0.1	34	3.84	0.126
2098719	Drill Core	6.43	0.7	105.4	58.8	194	0.7	68.0	39.8	1872	6.45	17.2	10.3	0.5	472	1.0	0.6	<0.1	171	6.17	0.110
2098720	Drill Core	6.23	0.7	98.1	46.2	216	0.8	65.4	39.1	1762	6.18	12.3	6.0	0.5	314	1.1	0.6	<0.1	91	6.34	0.104
2098721	Drill Core	6.06	1.3	100.8	70.9	198	0.9	71.1	35.6	1812	6.27	18.8	11.1	0.6	238	1.1	0.6	<0.1	60	5.05	0.112
2098722	Rock Pulp	0.05	366.1	3584	24.6	54	1.9	32.6	8.9	451	3.30	13.8	910.8	1.2	33	<0.1	3.4	0.6	53	0.67	0.051
2098723	Drill Core	6.84	0.9	120.1	127.2	336	1.3	47.7	34.9	2654	7.08	22.1	14.3	0.7	172	0.9	0.9	<0.1	52	4.10	0.138
2098724	Drill Core	7.56	1.4	116.7	183.5	731	1.9	68.4	33.4	1790	5.17	37.0	55.8	0.9	159	8.8	1.2	<0.1	20	4.03	0.139

CERTIFICATE OF ANALYSIS

VAN12005568.1

Method	Analyte	1DX15	1DX15	1DX15	1DX15	1DX15	1DX15	1DX15	1DX15	1DX15	1DX15	1DX15	1DX15	1DX15	1DX15	1DX15	1DX15	
		La	Cr	Mg	Ba	Ti	B	Al	Na	K	W	Hg	Sc	Tl	S	Ga	Se	Te
Unit		ppm	ppm	%	ppm	%	ppm	%	%	ppm	ppm	ppm	ppm	%	ppm	ppm	ppm	
MDL		1	1	0.01	1	0.001	1	0.01	0.001	0.01	0.1	0.01	0.1	0.05	1	0.5	0.2	
2098710	Drill Core	3	175	3.55	42	0.012	<1	3.07	0.017	0.10	<0.1	0.03	17.6	<0.1	0.43	8	<0.5	<0.2
2098711	Drill Core	3	175	3.99	64	0.143	<1	3.86	0.012	0.11	<0.1	0.01	21.7	<0.1	1.36	10	0.6	1.3
2098712	Drill Core	2	129	3.24	202	0.279	<1	3.30	0.017	1.09	<0.1	<0.01	4.6	0.3	0.56	8	<0.5	0.3
2098713	Rock Chip	8	7	0.67	219	0.122	<1	1.00	0.067	0.46	<0.1	<0.01	2.4	0.3	<0.05	5	<0.5	<0.2
2098714	Drill Core	1	207	3.05	88	0.235	<1	2.98	0.028	0.83	<0.1	0.11	5.9	0.2	1.93	8	1.3	1.1
2098715	Drill Core	2	201	2.82	237	0.287	<1	2.89	0.026	1.42	<0.1	0.05	4.6	0.4	0.93	7	1.1	0.3
2098716	Drill Core	2	254	3.87	127	0.211	<1	3.79	0.017	0.65	<0.1	0.05	21.1	0.2	1.36	10	1.1	0.5
2098717	Drill Core	1	101	3.60	80	0.003	<1	1.18	0.012	0.21	<0.1	0.04	9.5	<0.1	1.52	2	1.9	<0.2
2098718	Drill Core	<1	37	1.98	27	0.002	1	0.81	0.020	0.21	<0.1	0.38	6.8	<0.1	4.84	2	3.5	0.3
2098719	Drill Core	2	211	3.64	152	0.005	<1	3.27	0.019	0.07	<0.1	0.05	18.8	<0.1	1.03	9	1.4	<0.2
2098720	Drill Core	2	149	3.50	97	0.003	<1	2.34	0.018	0.12	<0.1	0.04	11.4	<0.1	1.55	6	1.6	<0.2
2098721	Drill Core	1	88	2.91	57	0.002	<1	1.98	0.014	0.15	<0.1	0.07	8.5	<0.1	2.34	4	1.2	<0.2
2098722	Rock Pulp	5	33	0.59	129	0.107	8	1.25	0.087	0.11	0.9	0.09	4.4	<0.1	0.41	4	1.1	<0.2
2098723	Drill Core	2	48	2.50	49	0.003	<1	2.06	0.013	0.17	<0.1	0.10	7.1	<0.1	3.07	4	<0.5	<0.2
2098724	Drill Core	2	16	1.54	35	0.001	<1	0.67	0.021	0.21	<0.1	1.75	5.0	<0.1	3.44	1	<0.5	<0.2

QUALITY CONTROL REPORT

VAN12005568.1

Method	WGHT	1DX15	1DX15	1DX15	1DX15	1DX15	1DX15	1DX15	1DX15	1DX15	1DX15	1DX15	1DX15	1DX15	1DX15	1DX15	1DX15	1DX15	1DX15	1DX15	1DX15
Analyte	Wgt	Mo	Cu	Pb	Zn	Ag	Ni	Co	Mn	Fe	As	Au	Th	Sr	Cd	Sb	Bi	V	Ca	P	
Unit	kg	ppm	ppm	ppm	ppm	ppm	ppm	ppm	ppm	%	ppm	ppb	ppm	ppm	ppm	ppm	ppm	ppm	%	%	
MDL	0.01	0.1	0.1	0.1	1	0.1	0.1	0.1	1	0.01	0.5	0.5	0.1	1	0.1	0.1	0.1	2	0.01	0.001	
Pulp Duplicates																					
2098609	Drill Core	6.85	0.4	32.3	11.1	67	0.1	6.1	10.8	1023	2.49	2.1	1.2	1.8	159	<0.1	0.4	<0.1	23	3.09	0.100
REP 2098609	QC		0.3	33.0	11.0	68	0.1	6.1	11.1	1042	2.49	2.0	1.2	1.8	163	<0.1	0.4	<0.1	24	3.17	0.100
2098610	Drill Core	3.61	0.2	22.2	13.1	67	0.1	5.2	10.6	1180	2.46	5.1	19.4	1.9	191	0.1	0.5	<0.1	7	3.64	0.098
REP 2098610	QC		0.2	21.8	13.1	66	0.1	5.1	10.4	1204	2.39	5.2	19.4	1.9	189	0.1	0.4	<0.1	7	3.64	0.098
2098644	Drill Core	2.24	1.2	95.7	5.5	81	<0.1	18.5	26.1	1052	5.94	5.7	4.3	0.9	265	<0.1	0.1	<0.1	97	5.40	0.160
REP 2098644	QC		0.7	93.8	5.3	82	<0.1	19.9	25.2	1052	6.00	5.1	5.2	0.9	266	0.1	0.2	<0.1	98	5.39	0.161
2098645	Drill Core	4.35	1.4	85.6	6.7	83	0.1	35.7	42.6	785	7.38	9.9	2.6	0.4	202	0.1	0.2	0.2	136	4.07	0.142
REP 2098645	QC		1.5	83.7	7.0	84	0.1	36.0	43.6	784	7.50	8.8	3.3	0.5	204	0.2	0.2	0.1	135	4.05	0.143
2098679	Drill Core	5.71	0.3	82.1	3.2	75	<0.1	6.0	24.9	1429	5.53	3.1	6.8	0.9	152	0.2	0.1	<0.1	97	5.85	0.136
REP 2098679	QC		0.2	81.2	3.2	75	<0.1	6.2	25.0	1427	5.53	3.1	4.6	0.9	155	0.1	<0.1	<0.1	96	5.94	0.137
2098680	Drill Core	6.11	0.7	158.6	3.5	102	0.3	9.3	26.8	1899	5.93	2.9	45.2	0.6	166	0.2	0.2	<0.1	97	5.72	0.125
REP 2098680	QC		0.8	157.1	3.5	101	0.2	9.5	27.3	1933	6.05	3.5	23.9	0.6	175	0.2	0.2	<0.1	98	5.87	0.131
2098709	Drill Core	7.60	3.5	19.2	15.6	58	0.1	6.0	6.8	1236	1.37	15.7	2.2	2.6	136	0.3	0.4	<0.1	5	2.12	0.055
REP 2098709	QC		3.5	19.1	16.2	58	0.1	6.8	6.8	1230	1.43	16.9	1.6	2.8	138	0.3	0.4	<0.1	5	2.16	0.057
2098723	Drill Core	6.84	0.9	120.1	127.2	336	1.3	47.7	34.9	2654	7.08	22.1	14.3	0.7	172	0.9	0.9	<0.1	52	4.10	0.138
REP 2098723	QC		0.8	120.8	123.5	330	1.2	47.7	34.4	2611	7.08	21.5	12.6	0.6	166	0.7	0.9	<0.1	53	4.04	0.133
Core Reject Duplicates																					
2098594	Drill Core	5.94	0.9	114.0	13.7	110	0.5	16.1	22.3	1839	4.43	8.5	66.6	1.3	84	2.1	1.1	<0.1	31	5.10	0.159
DUP 2098594	QC	<0.01	0.9	114.7	13.2	110	0.4	16.4	21.1	1851	4.32	8.1	74.2	1.3	87	2.2	1.2	<0.1	30	5.17	0.161
2098628	Drill Core	5.08	0.2	78.0	4.5	58	<0.1	41.0	26.8	902	4.33	10.1	2.0	0.7	215	0.1	0.8	<0.1	126	4.57	0.120
DUP 2098628	QC	<0.01	0.1	78.3	4.3	56	<0.1	41.1	26.2	873	4.27	10.2	1.8	0.7	218	<0.1	0.8	<0.1	126	4.49	0.120
2098662	Drill Core	1.17	0.4	71.3	4.9	66	<0.1	23.6	42.1	867	6.90	2.2	3.3	1.0	100	0.3	<0.1	<0.1	132	3.88	0.134
DUP 2098662	QC	<0.01	0.4	77.5	5.8	67	0.1	25.5	46.1	845	7.14	2.5	4.2	0.9	100	0.2	0.1	<0.1	134	3.74	0.134
2098696	Drill Core	4.29	1.8	140.8	9.3	28	0.1	61.7	34.5	974	6.78	32.2	7.7	0.4	165	0.1	2.9	0.3	64	4.35	0.140
DUP 2098696	QC	<0.01	1.8	153.0	9.9	27	0.1	62.4	35.8	913	6.87	37.2	7.6	0.4	147	0.1	3.5	0.3	59	3.89	0.145
Reference Materials																					
STD DS9	Standard		13.3	109.6	132.4	316	1.8	42.7	7.6	572	2.37	25.6	109.4	6.5	72	2.3	6.0	5.7	40	0.74	0.086
STD DS9	Standard		13.0	112.8	121.5	310	1.9	41.4	7.7	584	2.35	26.6	110.0	6.1	67	2.3	5.4	6.2	39	0.72	0.085

QUALITY CONTROL REPORT

VAN12005568.1

Method	1DX15	1DX15	1DX15	1DX15	1DX15	1DX15	1DX15	1DX15	1DX15	1DX15	1DX15	1DX15	1DX15	1DX15	1DX15	1DX15	1DX15	
Analyte	La	Cr	Mg	Ba	Ti	B	Al	Na	K	W	Hg	Sc	Tl	S	Ga	Se	Te	
Unit	ppm	ppm	%	ppm	%	ppm	%	%	%	ppm	ppm	ppm	ppm	%	ppm	ppm	ppm	
MDL	1	1	0.01	1	0.001	1	0.01	0.001	0.01	0.1	0.01	0.1	0.1	0.05	1	0.5	0.2	
Pulp Duplicates																		
2098609	Drill Core	9	8	0.67	75	0.032	<1	1.15	0.048	0.19	<0.1	<0.01	2.3	<0.1	<0.05	4	<0.5	<0.2
REP 2098609	QC	9	9	0.68	76	0.031	<1	1.14	0.048	0.19	<0.1	<0.01	2.2	<0.1	<0.05	4	<0.5	<0.2
2098610	Drill Core	7	2	0.53	156	0.002	<1	0.54	0.030	0.22	<0.1	<0.01	1.6	<0.1	0.22	1	<0.5	<0.2
REP 2098610	QC	7	3	0.52	157	0.002	<1	0.55	0.030	0.22	<0.1	<0.01	1.5	<0.1	0.22	1	<0.5	<0.2
2098644	Drill Core	4	15	1.48	64	0.006	<1	2.32	0.039	0.17	<0.1	0.02	6.5	<0.1	2.39	7	1.0	<0.2
REP 2098644	QC	5	15	1.50	66	0.004	<1	2.23	0.036	0.16	<0.1	0.03	6.5	<0.1	2.37	7	<0.5	0.3
2098645	Drill Core	2	20	1.88	42	0.008	1	2.59	0.033	0.13	<0.1	0.04	9.4	0.1	4.38	8	1.3	0.4
REP 2098645	QC	2	20	1.90	45	0.004	3	2.59	0.032	0.13	<0.1	0.06	9.2	0.1	4.38	8	2.6	0.7
2098679	Drill Core	8	2	1.60	50	0.006	<1	2.97	0.027	0.09	<0.1	<0.01	7.4	<0.1	<0.05	9	<0.5	<0.2
REP 2098679	QC	8	2	1.58	49	0.006	<1	2.98	0.027	0.09	<0.1	<0.01	7.4	<0.1	<0.05	8	<0.5	<0.2
2098680	Drill Core	5	3	1.24	52	0.008	2	2.22	0.032	0.12	<0.1	<0.01	6.7	<0.1	0.28	6	<0.5	<0.2
REP 2098680	QC	5	3	1.30	52	0.008	2	2.25	0.032	0.12	<0.1	<0.01	7.1	<0.1	0.28	6	<0.5	<0.2
2098709	Drill Core	4	7	0.46	94	0.002	<1	0.48	0.027	0.27	<0.1	0.01	0.8	<0.1	0.69	1	<0.5	<0.2
REP 2098709	QC	4	7	0.47	93	0.002	2	0.53	0.028	0.27	<0.1	<0.01	0.8	<0.1	0.71	1	<0.5	<0.2
2098723	Drill Core	2	48	2.50	49	0.003	<1	2.06	0.013	0.17	<0.1	0.10	7.1	<0.1	3.07	4	<0.5	<0.2
REP 2098723	QC	2	48	2.48	49	0.002	<1	2.03	0.013	0.17	<0.1	0.11	7.1	<0.1	3.07	4	<0.5	<0.2
Core Reject Duplicates																		
2098594	Drill Core	9	26	0.05	272	0.012	<1	0.42	0.022	0.29	0.4	0.10	2.4	<0.1	<0.05	1	<0.5	<0.2
DUP 2098594	QC	8	25	0.05	264	0.010	2	0.42	0.022	0.28	0.3	0.10	2.4	<0.1	<0.05	1	<0.5	<0.2
2098628	Drill Core	4	135	2.65	69	0.081	2	2.14	0.029	0.06	<0.1	<0.01	9.6	<0.1	<0.05	7	<0.5	<0.2
DUP 2098628	QC	5	130	2.71	67	0.081	<1	2.18	0.032	0.06	<0.1	0.02	10.4	<0.1	<0.05	7	0.7	<0.2
2098662	Drill Core	4	19	2.14	52	0.006	<1	3.60	0.012	0.09	<0.1	0.02	7.0	<0.1	0.89	9	1.9	<0.2
DUP 2098662	QC	4	19	2.17	50	0.005	<1	3.58	0.011	0.09	<0.1	0.02	7.5	<0.1	1.12	9	2.7	<0.2
2098696	Drill Core	<1	57	2.64	21	0.002	2	1.40	0.017	0.14	<0.1	0.22	7.2	<0.1	5.26	3	2.9	1.0
DUP 2098696	QC	<1	55	2.42	18	0.002	2	1.31	0.016	0.14	<0.1	0.28	6.9	<0.1	5.54	3	4.0	1.2
Reference Materials																		
STD DS9	Standard	13	123	0.64	308	0.116	2	0.97	0.079	0.41	3.1	0.24	2.9	5.6	0.16	5	4.9	4.9
STD DS9	Standard	12	126	0.63	296	0.113	3	0.97	0.079	0.40	3.0	0.19	2.3	5.3	0.17	5	6.1	4.9

QUALITY CONTROL REPORT

VAN12005568.1

		WGHT	1DX15	1DX15	1DX15	1DX15	1DX15	1DX15	1DX15	1DX15	1DX15	1DX15	1DX15	1DX15	1DX15	1DX15	1DX15	1DX15	1DX15	1DX15	1DX15
		Wgt	Mo	Cu	Pb	Zn	Ag	Ni	Co	Mn	Fe	As	Au	Th	Sr	Cd	Sb	Bi	V	Ca	P
		kg	ppm	ppm	ppm	ppm	ppm	ppm	ppm	ppm	%	ppm	ppb	ppm	ppm	ppm	ppm	ppm	ppm	%	%
		0.01	0.1	0.1	0.1	1	0.1	0.1	0.1	1	0.01	0.5	0.5	0.1	1	0.1	0.1	0.1	2	0.01	0.001
STD DS9	Standard		14.0	114.2	134.3	296	1.7	41.8	7.7	557	2.29	24.4	114.7	7.1	65	2.3	4.9	6.4	39	0.73	0.074
STD DS9	Standard		13.4	113.4	132.6	319	1.9	42.1	7.9	596	2.49	26.4	119.0	6.8	73	2.4	5.6	7.0	43	0.75	0.088
STD DS9 Expected			12.84	108	126	317	1.83	40.3	7.6	575	2.33	25.5	118	6.38	69.6	2.4	4.94	6.32	40	0.7201	0.0819
BLK	Blank		<0.1	<0.1	<0.1	<1	<0.1	<0.1	<0.1	<1	<0.01	<0.5	<0.5	<0.1	<1	<0.1	<0.1	<0.1	<2	<0.01	<0.001
BLK	Blank		<0.1	0.2	<0.1	<1	<0.1	<0.1	<0.1	<1	<0.01	<0.5	<0.5	<0.1	<1	<0.1	<0.1	<0.1	<2	<0.01	<0.001
BLK	Blank		<0.1	<0.1	<0.1	<1	<0.1	<0.1	<0.1	<1	<0.01	<0.5	<0.5	<0.1	<1	<0.1	<0.1	<0.1	<2	<0.01	<0.001
BLK	Blank		<0.1	0.2	<0.1	<1	<0.1	<0.1	<0.1	<1	<0.01	<0.5	<0.5	<0.1	<1	<0.1	<0.1	<0.1	<2	<0.01	<0.001
Prep Wash																					
G1	Prep Blank	<0.01	0.1	3.1	3.0	50	<0.1	3.9	4.6	568	1.94	0.7	<0.5	4.6	53	<0.1	0.2	<0.1	34	0.46	0.077
G1	Prep Blank	<0.01	<0.1	2.8	2.4	46	<0.1	3.9	4.4	560	1.92	1.4	<0.5	4.6	51	<0.1	0.1	0.1	34	0.46	0.078

QUALITY CONTROL REPORT

VAN12005568.1

		1DX15	1DX15	1DX15	1DX15	1DX15	1DX15	1DX15	1DX15	1DX15	1DX15	1DX15	1DX15	1DX15	1DX15	1DX15	1DX15	1DX15
		La	Cr	Mg	Ba	Ti	B	Al	Na	K	W	Hg	Sc	Tl	S	Ga	Se	Te
		ppm	ppm	%	ppm	%	ppm	%	%	%	ppm	ppm	ppm	ppm	%	ppm	ppm	ppm
		1	1	0.01	1	0.001	1	0.01	0.001	0.01	0.1	0.01	0.1	0.1	0.05	1	0.5	0.2
STD DS9	Standard	13	123	0.62	287	0.117	3	0.96	0.079	0.40	3.0	0.18	2.2	5.6	0.17	4	5.6	4.8
STD DS9	Standard	13	126	0.64	317	0.119	3	0.99	0.087	0.42	3.2	0.21	2.5	5.6	0.18	5	5.6	5.3
STD DS9 Expected		13.3	121	0.6165	295	0.1108		0.9577	0.0853	0.395	2.89	0.2	2.5	5.3	0.1615	4.59	5.2	5.02
BLK	Blank	<1	<1	<0.01	<1	<0.001	<1	<0.01	<0.001	<0.01	<0.1	<0.01	<0.1	<0.1	<0.05	<1	<0.5	<0.2
BLK	Blank	<1	<1	<0.01	<1	<0.001	<1	<0.01	<0.001	<0.01	<0.1	<0.01	<0.1	<0.1	<0.05	<1	<0.5	<0.2
BLK	Blank	<1	<1	<0.01	<1	<0.001	<1	<0.01	<0.001	<0.01	<0.1	<0.01	<0.1	<0.1	<0.05	<1	<0.5	<0.2
BLK	Blank	<1	<1	<0.01	<1	<0.001	<1	<0.01	<0.001	<0.01	<0.1	<0.01	<0.1	<0.1	<0.05	<1	<0.5	<0.2
Prep Wash																		
G1	Prep Blank	8	10	0.60	234	0.125	1	0.96	0.066	0.48	<0.1	<0.01	2.0	0.3	<0.05	5	<0.5	<0.2
G1	Prep Blank	8	10	0.60	222	0.126	2	0.94	0.063	0.47	<0.1	<0.01	2.2	0.5	<0.05	5	<0.5	<0.2