BC Geological Survey
Assessment Report
38569

Ministry of Energy, Mines & Petroleum Resources
Mining & Minerals Division
BC Geological Survey

Assessment Report
Title Page and Summary

TYPE OF REPORT [type of survey(s)]: Geological, Geochemical, and RC Drilling **TOTAL COST:** CAD$670,472.86

AUTHOR(S): Alexander Nielsen **SIGNATURE(S):**

NOTICE OF WORK PERMIT NUMBER(S)/DATE(S): 1640915-201901 , May 12, 2019 MX-13-302 **YEAR OF WORK:** 2019

STATEMENT OF WORK - CASH PAYMENTS EVENT NUMBER(S)/DATE(S): statement of work - event # 5750759

PROPERTY NAME: Mount Milligan Minesite - Mine #1300188 / MAX

CLAIM NAME(S) (on which the work was done): 532537, 532538, 532540, 532542, 532635, 551895

COMMODITIES SOUGHT: Gold, Copper, Silver

MINERAL INVENTORY MINFILE NUMBER(S), IF KNOWN: 093N/ 194

MINING DIVISION: Omineca **NTS/BCGS:** 093K, 093O, 093J, 093K UTM Zone 10

LATITUDE: 54 ° 54 ' " **LONGITUDE:** -124 ° 04 ' " **(at centre of work)**

OWNER(S):
1) Thompson Creek Metals Company Inc.
2) JAMA Holdings Inc.

MAILING ADDRESS:
299 Victoria Street, Suite 200
Prince George, BC V2L 5B8

1287 McNair Street
North Vancouver, BC V7K 0A1

OPERATOR(S) [who paid for the work]:
1) Thompson Creek Metals Company Inc.
2)

MAILING ADDRESS:
299 Victoria Street, Suite 200
Prince George, BC V2L 5B8

PROPERTY GEOLOGY KEYWORDS (lithology, age, stratigraphy, structure, alteration, mineralization, size and attitude):
Commodities: Gold, Copper Significant Minerals: Pyrite, Magnetite, Chalcopyrite, Sphalerite, Bornite
Alteration: K-Feldspar, Biotite, Actinolite, Epidote, Calcite, Chlorite, Albite, Pyrite Alteration Type: Potassic, Propylitic, Phyllic
Classification: Porphyry, Hydrothermal, Epigenetic Type: L03: Alkalic Porphyry Cu-Au Carbonate
Shape: Regular Modifier: Fractured Dimension: 1300x950x244 metres

REFERENCES TO PREVIOUS ASSESSMENT WORK AND ASSESSMENT REPORT NUMBERS:
20530, 21736, 21873, 22271, 29353, 31625, 31939, 32790, 34935, 35072, 36936

Next Page

TYPE OF WORK IN THIS REPORT	EXTENT OF WORK (IN METRIC UNITS)	ON WHICH CLAIMS	PROJECT COSTS APPORTIONED (incl. support)
GEOLOGICAL (scale, area)			
Ground, mapping		,	
Photo interpretation			
GEOPHYSICAL (line-kilometres)			
Ground			
Magnetic			
Electromagnetic			
Induced Polarization			
Radiometric			
Seismic			
Other			
Airborne			
GEOCHEMICAL (number of samples analysed for...)			
Soil			
Silt			
Rock	40	532537, 532538, 532540, 532542, 53[illegible]	$1,135.41
Other			
DRILLING (total metres; number of holes, size)			
Core			
Non-core	RC 22 holes 536.4 m	532538, 532540, 532542, 551895	$669,472.86
RELATED TECHNICAL			
Sampling/assaying			
Petrographic			
Mineralographic			
Metallurgic			
PROSPECTING (scale, area)			
PREPARATORY / PHYSICAL			
Line/grid (kilometres)			
Topographic/Photogrammetric (scale, area)			
Legal surveys (scale, area)			
Road, local access (kilometres)/trail			
Trench (metres)			
Underground dev. (metres)			
Other			
		TOTAL COST:	CAD$670,472.86

Thompson Creek Metals Company Inc.

2019 GEOLOGICAL, GEOCHEMICAL, AND DRILLING REPORT ON THE MAX PROJECT

Volume I – Text

Located in the Fort St. James Area, Omenica Mining District
NTS 093K/16
54˚ 54’ N Latitude; 124˚ 04' W Longitude

-prepared for-

Thompson Creek Metals Company Inc.
Suite 200, 299 Victoria street,
Prince George, B.C., Canada,
V2L 5B8

-prepared by-

Alexander Nielsen
EQUITY EXPLORATION CONSULTANTS LTD.
1238-200 Granville Street
Vancouver, British Columbia, Canada,
V6C 1S4

October 2019

EQUITY

TABLE OF CONTENTS

TABLE OF CONTENTS 1
LIST OF APPENDICES 2
LIST OF TABLES 2
LIST OF FIGURES 2
1.0 SUMMARY 4
2.0 INTRODUCTION 4
3.0 RELIANCE ON OTHER EXPERTS 4
4.0 PROPERTY DESCRIPTION AND LOCATION 4
5.0 ACCESSIBILITY, CLIMATE, LOCAL RESOURCES, INFRASTRUCTURE, PHYSIOGRAPHY 6
5.1 Access 6
5.2 Climate 7
5.3 Local Resources 7
5.4 Infrastructure 7
5.5 Physiography 7
6.0 HISTORY 7
7.0 REGIONAL GEOLOGY AND MINERALIZATION 8
7.1 Regional Geology 8
7.1 Regional Mineralization 12
8.0 PROPERTY GEOLOGY AND MINERALIZATION 13
8.1 Lithologies 13
8.1.1 Diorite (DIOR) 14
8.1.2 Porphyritic Monzonite (MNZT) 15
8.1.3 Mafic-Intermediate Volcanic and Volcaniclastic Rock (IVOL/TUFF) 16
8.1.4 Felsic Volcanic Rock (FVOL) 17
8.1.5 Clastic Sedimentary Rocks (SEDS) 17
8.1.6 Carbonate Breccia/Vein (CBXV) 17
8.2 Property Mineralization 18
8.2.1 Max Showings (093K 020) 18
8.2.2 K2 Showing (093K 086) 18
9.0 PROGRAM DESIGN 18
9.1 Methods 19
9.1.1 Outcrop Sampling 19
9.1.2 RC Drilling Method 19
9.1.3 RC Chip Sampling Method 19
9.1.4 Geological Chip Logging 20
General Logging Procedure: 20
9.1.5 Rock Magnetism Testing Method 22
9.1.6 QAQC Methods: 22
10.0 RESULTS 23
10.1 Geological results 23
10.2 Analytical results 24
11.0 DISCUSSION AND CONCLUSIONS 26

LIST OF APPENDICES

Appendix A: Bibliography
Appendix B: Max Claim Data
Appendix C: Max Grab Sample Descriptions
Appendix D: Max Grab Sample Certificates
Appendix E: Surveyed RC Drill Collar Locations
Appendix F: 2019 Reverse-Circulation Drill Logs
Appendix G: Drill Chip Sample Certificates of Assay
Appendix H: Quality Control / Quality Assurance
Appendix I: Reverse Circulation Drill Hole Sections
Appendix J: Geologist's Certificates
Appendix K: Maps
Appendix L: Statement of Expenditures

LIST OF TABLES

Table 1: Mineral claim data for the Max property as of 19 August 2019 6
Table 2: Intrusive and stratified rocks on the Max property 13
Table 3: K2 Showing significant samples 18
Table 4: CRMs Used in the 2019 Program 22
Table 5: Significant analytical results from surface sampling 25
Table 6: Significant analytical results from bedrock RC chip samples 25

LIST OF FIGURES

Figure 1: Max property location map and claims map 5
Figure 2: Regional stratigraphy of the Takla Group and local intrusive rocks 9
Figure 3: Max regional geology and mineralization 11
Figure 4: Handsample photos and photomicropgraphs of the Max Stock diorite. Hand samples show (a) coarse and (b) medium-grained diorite. Photomicrographs show (c) diorite with euhedral end-section of pyroxene at lower right, and (d) plagioclase that is partially altered to epidote as well as pyroxene/hornblende altered to chlorite. 14
Figure 5: Hand sample photos showing a) coarser and b) finer grained varieties. Photomicrographs of crowded monzonitic porphyry from the Max Stock showing c) the crowded texture of the porphyry and d) partial alteration of the rims of plagioclase phenocrysts and matrix to epidote. 15
Figure 6: Hand samples of a) fine grained mafic volcanic rock and b) plagioclase-phyric mafic volcanic rock. Photomicrographs c) and d) are of the same samples. 16
Figure 7: a) Chips of the lithology identified as FVOL. Photomicrographs b) and c) show strongly silicic material with disseminated iron oxides. Photomicrograph d) shows a silicic groundmass with faint sericitic phenocrysts under 0.1 mm in size. 17
Figure 8: a) Hand sample of carbonate breccia from the K2 showing. Variably oxidized sulphide minerals are present in the carbonate cement. Outcrop photo b) shows copper oxide-hydroxide developed around a weathering copper sulphide clot in the carbonate breccia cement in the centre of the Max property..... 18
Figure 9: Sampling flowchart for RC chips, Max Project 20
Figure 10: Logging sheets used for the 2019 Max RC drilling program 21
Figure 11: Increasing intensity of propylitic alteration in bedrock samples towards the zone of anomalous Cu in bedrock (marked by dashed black line) 23

Figure 12: Geological interpretation of outcrop mapping (Halleran et al., 1991; Wilkins, 2014, this report) and 2019 RC drilling results overlaid on a map of total magnetic intensity (Wilkins, 2014)..... 24

1.0 SUMMARY

The Max property is in central British Columbia, approximately 150 km northwest of Prince George. It is owned 100% by Jama Holdings Ltd, and was worked by Thompson Creek Metals Company Ltd. In 2019. The property encompasses late Triassic volcanic and sedimentary rocks of the Takla Group intruded by the Max stock, a series of late Triassic - early Jurassic phaneritic and porphyritic intrusive rocks. Copper and gold have been explored for on the Max property using surface techniques (geological mapping, soil sampling, silt sampling) and both airborne and ground geophysical methods discontinuously since 1986. The 2019 exploration program was designed to collect bedrock material from across a large area of the property on a 500 m grid, with surface exposures sampled by hand and covered areas sampled with a helicopter-portable reverse-circulation drill. The 2019 program found a 500 m x 750 m area with anomalous copper and gold concentrations in bedrock coincident with an area of strong propylitic alteration, and low pyrite content bounded to the west by an area of increased pyrite. This pattern of elements, alteration, and mineralization suggests the presence of a porphyry copper-gold system on the Max property.

2.0 INTRODUCTION

This report summarizes the spring 2019 exploration program on the Max property. Equity Exploration Consultants Ltd. (“Equity”) was contracted by Thompson Creek Metals Company Inc. (“Thompson Creek”), a wholly owned subsidiary of Centerra Gold Inc.). (“Centerra”) to plan, manage, and report on a program of rock sampling and reverse circulation drilling on the Max property. Thompson Creek Metals Company Inc. (“Thompson Creek”) is working the property under an option agreement with the owner of the claims, Jama holdings Inc. The author directed this program from mid-May to early June 2019 and is intimately familiar with the property and results.

3.0 RELIANCE ON OTHER EXPERTS

According to the British Columbia Energy and Mines, Mineral Titles Online (MTO) website, the Max claims are owned by Jama Holdings Inc. (Client #265548). All claim data for the Property (Appendix B) have been taken directly from the MTO website. In Section 4.0, the author relies upon Centerra Gold Inc. (“Centerra Gold”) for information on the Property ownership and royalty and has not reviewed any of the pertinent documents.

As far as the author is aware, there are no outstanding environmental liabilities on the Max property. In Section 4.0, the author is relying entirely on information provided by Centerra Gold on any royalties, back-in rights, payments or other agreements and encumbrances as well as any environmental or other liabilities to which the property is subject.

The author is not an insider, associate or affiliate of Centerra Gold. The results of this technical review are not dependent on any prior agreements concerning the conclusions reached, nor are there any undisclosed understandings concerning any future business dealings.

4.0 PROPERTY DESCRIPTION AND LOCATION

The Max property is located approximately 150 km NW from Prince George, to the north of Nendatoo Lake (formerly Cripple Lake) (Figure 1). The property is 100% owned by Jama Holdings (Client Number 265548) and was worked under option by Thompson Creek in 2019. The property falls entirely within the Omenica Mining Division. It comprises 12 claims covering an area of 4868.83 ha. Details are presented in Appendix B and Figure 1. The property lies entirely within the Tezzeron Creek NTS map sheet (093K/16), centred on 54.920°N, 124.067°W.

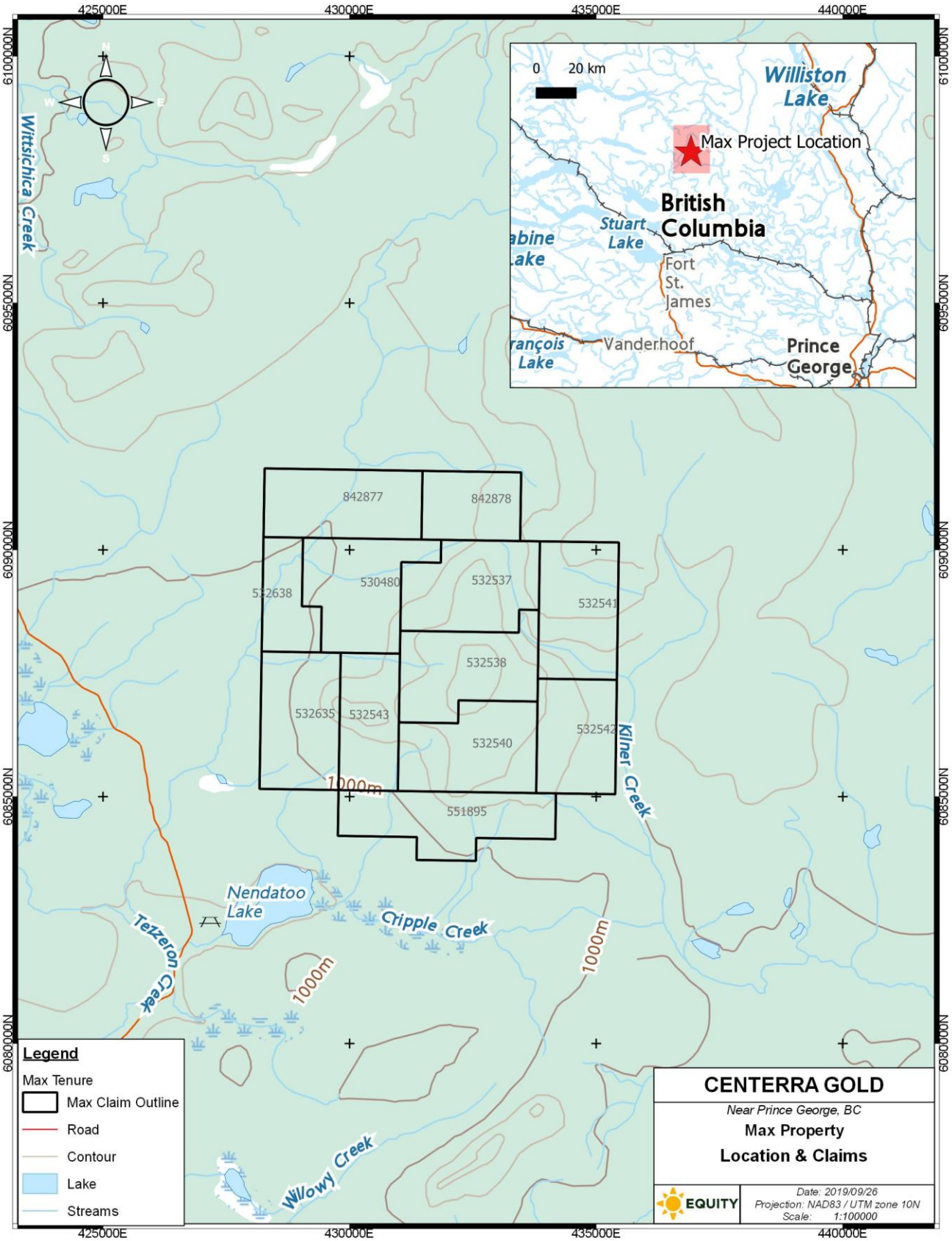

Figure 1: Max property location map and claims map

Table 1: Mineral claim data for the Max property as of 19 August 2019

Title Number	Claim Name	Owner	Title Type	Title Sub Type	Map Number	Issue Date	Good To Date	Status	Area (ha)
530480	NEWCOPPER WEST	265548 (100%)	Mineral	Claim	093K	2006/MAR/24	2022/AUG/15	GOOD	464.444
532537	MAX COPPER	265548 (100%)	Mineral	Claim	093K	2006/APR/18	2022/AUG/15	GOOD	464.437
532538	MAX COPPER 2	265548 (100%)	Mineral	Claim	093K	2006/APR/18	2022/AUG/15	GOOD	464.607
532540	MAX COPPER 3	265548 (100%)	Mineral	Claim	093K	2006/APR/18	2022/AUG/15	GOOD	464.781
532541	MAX COPPER 4	265548 (100%)	Mineral	Claim	093K	2006/APR/18	2022/AUG/15	GOOD	445.901
532542	MAX COPPER 5	265548 (100%)	Mineral	Claim	093K	2006/APR/18	2022/AUG/15	GOOD	371.795
532543	MAX COPPER 6	265548 (100%)	Mineral	Claim	093K	2006/APR/18	2022/AUG/15	GOOD	334.6
532635	MAX COPPER 7	265548 (100%)	Mineral	Claim	093K	2006/APR/19	2022/AUG/15	GOOD	446.135
532638	MAX COPPER 8	265548 (100%)	Mineral	Claim	093K	2006/APR/19	2022/AUG/15	GOOD	222.946
551895	MAX COPPER SOUTH	265548 (100%)	Mineral	Claim	093K	2007/FEB/13	2022/AUG/15	GOOD	464.9296
842877		265548 (100%)	Mineral	Claim	093K	2011/JAN/12	2022/AUG/15	GOOD	445.6974
842878		265548 (100%)	Mineral	Claim	093K	2011/JAN/12	2022/AUG/15	GOOD	278.5613

2019 field work and RC drilling were conducted under Notice of Work (NOW) Permit MX-13-302, 1640915-201901

In British Columbia as of 12 January 2005, claims are located and registered in an online map staking system (MTO, or Mineral Titles Online). All claims within the Max property were located and registered under this system.

In British Columbia, exploration and development work must be registered within one year of the work being completed and must be registered before the expiry date of the claim. Upon registration of the work, the titleholder has 90 days to submit a technical report of work completed. The value of exploration and development work required to maintain a mineral claim is $5 per hectare for anniversary years 1 and 2, $10 per hectare for anniversary years 3 and 4, $15 per hectare for anniversary years 5 and 6 and $20 per hectare for subsequent anniversary years.

To the author's knowledge, the property is not subject to any royalties, back-in rights, payments or other agreements and encumbrances.

To the author's knowledge, there are no environmental liabilities to which the property is subject.

5.0 ACCESSIBILITY, CLIMATE, LOCAL RESOURCES, INFRASTRUCTURE, PHYSIOGRAPHY

5.1 Access

The Max property may be accessed via public roads and a network of well-maintained forest service roads (FSRs). From Fort St. James to the south, access is via the Germansen Landing Road and the Rainbow FSR. The Rainbow FSR connects to the informally named "Number 5" road at 3.3 km, which accesses the northern portions of the property. The "Number 5" road is well maintained with creeks spanned by forestry bridges in good working shape and areas along the road large enough for truck turnarounds and helicopter staging.

The southern portions of the property may be accessed on foot or via helicopter. There are several helicopter companies based in Fort St. James, Smithers, and Prince George providing light- and medium-lift helicopters.

5.2 Climate

The property is located in the northernmost part of the Nechako Plateau, with a predominantly continental climate, somewhat moderated by the Pacific Coastal derived air. Winters are typically long and cold, sometimes reaching lows below -35°C, with below-freezing temperatures from late fall to early spring (Foord, 2016). Average snowfall in the Fort St. James area is 1.7 m (Environment Canada). Summers are warm with temperatures sometimes reaching over 30°C and precipitation dominated by convective storms (Foord, 2016). The property may be accessed year-round although deep snow may hinder access on foot from December through May.

5.3 Local Resources

The Max property is accessible by Secondary and Resource roads form the municipality of Fort St James (pop. 1691, *2011*) and Mackenzie (pop. 3507, *2011*), both of which offer labour and support services for the resource extraction industry. The regional hub city of Prince George is approximately 3 hours by road from the Max property. The Mt. Milligan mine is 20 km from the Max property along the Rainbow FSR.

5.4 Infrastructure

Electrical power is supplied to the Mt. Milligan mine from the BC provincial grid through the Kennedy Substation near Mackenzie, BC to within 20 km of the Max project site (Mills et al., 2009). Resource roads access the northern portion of the Max property.

5.5 Physiography

Regionally, the Max property lies near the northern boundary of the Nechako Plateau and the southern limits of the Swannell Range of the Omineca Mountains of the Canadian Cordilleran Interior System. A chain of peaks aligned in an approximate cross-shape dominates the central part of the Max property. The central, unnamed peak rises to over 1400 m. Below the central cross-shaped ridge, the topography is gentle. South flowing creeks are present on the east and west sides of the property. The southern portion of the property is swampy.

The area was last glaciated 10,000–20,000 years ago with regional ice flow direction to the northeast (Kerr and Sibbick, 1991). This event blanketed the landscape with glacial till and altered pre-glacial drainage patterns. Drumlins, flutings, eskers and melt-water channels of various dimensions are noticeable features of the region. The field area is generally well drained with the exception of ephemeral swamps during freshet. The west side of the property is within the Lower Trembleur Lake watershed and the east side of the property is within the Salmon River watershed.

Vegetation in the region consists primarily of pine and spruce with lesser amounts of alder in wet areas. Beetle-killed timber is present throughout the field area and represents a hazard during fieldwork, especially during strong winds. In addition, numerous recent and active logging cut blocks occur throughout the field area, many of which have been recently replanted.

6.0 HISTORY

The Max area was first staked in 1986 based on the location of an aeromagnetic anomaly similar to a local aeromagnetic anomalies associated with gold mineralization as well as the close-by Mt. Milligan porphyry Cu-Au discovery (Schmidt, 1987). In 1987, United Pacific Gold Limited optioned the property and conducted

grid-spaced soil sampling and geological mapping, collecting 1979 B-horizon soil samples from across the property.

In 1988 United Pacific Gold Limited conducted two additional soil sampling programs to the north of the current property (Schmidt, 1988; Schmidt, 1989). Three areas outside the current Max property were covered with a VLF-EM and ground-based magnetic survey in early 1989; however, due to deep snow the planned grid within the current property was not surveyed.

The Max property was sold to City Resources (Canada) Limited in 1990, which entered into a joint venture, in May 1990, with Rio Algom to explore the property. Work done in 1990 and 1991 focused on the Central Grid on the eastern side of the current Max property. In 1990 Rio Algom conducted an airborne VLF-EM and magnetic survey over the entire claim block along with an air photo interpretation of the surficial geology, grid-spaced soil sampling, and geological mapping. This program identified a zone at least 1.0 by 0.5 km of anomalous copper and gold in soils co-incident with mapped dioritic-monzodioritic intrusions. The 1991 program extended this approach with grid-spaced soil sampling, geological mapping and IP surveying conducted over the NE, NW, and Lynx Grids, all of which are outside of the current property, and conducted a follow-up program on the Central Grid. The Central Grid follow-up program collected 303 B-horizon soil samples and 264 rock samples. As a result of this program, Rio Algom geologists determined that the anomalies identified in the 1990 program were due to “the concentration of elements in the B-horizon (after leaching from the A-horizon)” or “an element train from a mineralized vein” (Halleran et al., 1991) and no further work was recommended. In 1992, Rio Algom drilled two targets, outside of the current claims, identified during the 1991 program. Results were not encouraging and the property was allowed to lapse (Halleran et al., 1992).

The Max property was restaked in 2006 and 2007 by David Blann and then optioned to Blann’s exploration company, Standard Metals Exploration Ltd, who conducted soil, silt, and rock sampling concurrent with geological mapping. This program found erratic and weakly anomalous Cu and Au concentrations in soil and silt sampling and noted visible gold in pan concentrates from soil and silt samples (Blann, 2007).

Standard Metals Exploration Ltd. sold the Max property to Anthony Hewett in 2010, who incorporated Jama Holdings as the owner. Peter E. Walcott and Associates conducted 20.5 line-km of pole-dipole IP survey over the 2010 field season on behalf of A. Hewett (Walcott, 2011). Four additional claims were added to the property by Jama Holdings in January 2011. Peter E. Walcott and Associates extended their survey grid in Fall 2011, conducting another 24.1 line-km of pole-dipole IP surveying (Walcott, 2012). Results showed four km-scale chargeability highs in a roughly N-S orientation coincident with the Cu-Au in soil anomalies from the 1990-91 work by Rio Algom.

In June 2013, Jama Holdings optioned the property to Aztec Metals Corp. Aztec Metals commissioned an airborne magnetic and radiometric survey covering the entire property as well as a program of soil sampling, rock chip sampling, and geological mapping. The program was designed primarily to verify the 1990-91 soil sampling and geological mapping, and was successful in doing so (Wilkins, 2014).

In 2017 a small program of partial-leach soil sampling and traditional soil sampling was conducted in the northwestern part of the property (Wilkins, 2018). Results were inconclusive. Two mineral claims lapsed and were forfeit June 01, 2017.

The 2018 program comprised a 3D inversion of the 2013 airborne magnetic survey covering the entire property, as well as a small grid-spaced soil sampling program and concurrent ground magnetic survey in the northwest corner of the property. The soil sampling did not find any notable geochemical anomalies.

7.0 REGIONAL GEOLOGY AND MINERALIZATION

7.1 Regional Geology

The Max property is located within the Quesnel Terrane, with bedrock comprising late Triassic volcanic flow deposits, breccias, volcaniclastic rocks and bedded epiclastic sediments intruded by early Jurassic porphyritic diorite and monzodiorite plutons (Nelson et al., 1991; Nelson et al., 1996; Logan et al., 2010).

Figure 2: Regional stratigraphy of the Takla Group and local intrusive rocks

LAYERED ROCKS

Age	Regional Geology: Indata-Tezzeron Lakes Region	Property Geology: Max Property
OVERLAP UNITS		
Quaternary	**Qal** unconsolidated glacial, fluvial and alluvial deposits	**Qal** unconsolidated glacial, fluvial and alluvial deposits
Miocene/Pleistocene	**MPb** ol. - bearing basalt	
Eocene/Oligocene	**Esb** volcanic wacke, plant-bearing, ash-rich mudstone, basalt	
Eocene	**E(U)** Uslika Fm. - conglom., sandstone, siltstone, mudstone, coal; **Evs** qtz-eye rhylite tuff and flow, mafic lapilli tuff, siltstone, sandstone, qtz.-feld. congl.	
Cretaceous/Tertiary	**KTv** maroon, orthoclase and qtz.-bearing tuff with plag.-phyric volcanic fragments	
QUESNEL TERRANE		
Jurassic		
(Upper Toarcian)	**lJs** clastic seds. (siltstone, sandstone, conglomerate)	
(Sinemurian-Pleinsbachian)	*Kwanika Ck. area*: **lJ(TC)** Twin Ck. - heterolithic lapilli tuff, plag±qz flows (mafic-, int.) agglom.; *Chuchi Lk. area*: **lJ(CL)** Chuchi Lk. - plag±px, hbl, ol, flows (mafic-fels.) heterolithic agglom., lahar	
Triassic	TAKLA GROUP: *Germansen/ Kwanika Ck. area*: **uTr(PM)** Plughat Mtn. - px±plag.±ol basalt flow, agglom. maroon basalt, limestone; **uTr(WL)** Witch Lk. - px±plag.±ol agglom. lapilli tuff, flow. epiclastic seds. latite and trachyte flow; *Chuchi Lk./ Valleau Ck. area*: **uTr(WG)** Willy George - px-plag. lapilli tuff, crys. tuff, sed. brecc., sandstone, siltstone, polymictic brecc.; **uTr(IL)** Inzana Lk. - volc. sandstone green tuff, grey siltstone, argillite, slate, sed. brecc.; **muTr(SC)** Slate Ck. succession: grey slate and siltstone, tuff, lapilli tuff, amygdaloidal flow	**Mv** Black, porphyro-aphanitic, augite phyric, mafic porphyry. **Mva** Augite-phyric ±plagioclase mafic to intermediate coherent volcanic rock; **Mvc** Intermediate to mafic volcaniclastic sediments and breccias; **Cs** clastic sediments (bedded mudstone, siltstone, sandstone, conglomerate)
SLIDE MTN. TERRANE		
Pennsylvanian-Permian	**PP(PR)** Pillow Ridge Fm. - pillow basalt, basalt sill, chert, argillite	
Mississippian	**PP(MH)** Mt. Howell Fm. - argillite, chert, diabase sill	

INTRUSIVE ROCKS

Max Property

InMz White-Pink and black crowded monzonitic porphyry. Present in outcrop on the Max property as thin (1-5 m) dykes.

InDi White and black coarse crystalline diorite. This intrusion makes up the bulk of the "Max Pluton" of Nelson and Bellefontaine (1996)

*Intrusive ages unknown, but postdate uTr(WL) host rock. InMz is interpreted as cross-cutting InDi.

EQUITY

Within the Quesnel Terrane, the upper Triassic Takla Group is the oldest stratified sequence. It comprises a large and varied suite of island-arc volcanic and sedimentary units. The oldest succession within the Takla Group is the Slate Creek Succession, comprising dark grey to black slates and phyllites with interbedded quartz-rich siltstones and sandstones and minor limestone and limy fine-grained siliciclastic rocks. This is overlain by the Inzana Lake succession, comprising siliceous dark grey to black argillite, with green to grey-green volcanic sandstone, green augite crystal clast bearing tuffs, and lapilli tuffs, water-lain tuffs, distinctive sedimentary breccias, and rare limestone pods. The Inzana Lake succession is overlain by the Witch Lake Succession, primarily comprising augite-bearing basalt and basaltic andesite flows and related pyroclastic rocks (Nelson and Bellefontaine, 1996). To the south of the property, small outliers of the Chilcotin Group basalts unconformably overlie the Takla Group. The Chilcotin group comprises columnar jointed vesicular clinopyroxene-olivine-plagioclase -phyric flows and volcanic centres sometimes with distinctive ultramafic and crustal xenoliths. To the northwest of the property, the Lower Jurassic Chuchi Lake Succession unconformably overlies the Witch Lake succession. The Chuchi Lake Succession comprises a heterolithic package of intermediate flows, volcaniclastic rocks, and epiclastic rocks with some showing evidence of subaerial deposition with maroon flows, large irregular amygdules, and lahar deposits. To the east of the property, the Wolverine Metamorphic Complex and Wolverine Range Plutonic suite are exposed by northwest and southeast dipping normal faults.

The property area is cut by NW trending dextral transcurrent faults. These transcurrent faults bound NE trending normal faults that form horst and graben structures (Nelson and Bellefontaine, 1996). On a broad scale, the Takla Group sit in the hanging wall to a large thrust system that translated the island arc rocks on to the North American Miogeocline; however, nowhere in the region is this thrust exposed (Nelson and Bellefontaine, 1996).

Regional-scale folding appears to be relatively scarce. In the south of the property, however, mapping by Nelson and Bellefontaine (1996) identified steeply dipping, southwest and northeast striking foliations with a moderately northwest plunging lineations (Nelson and Bellefontaine, 1996) that suggest a moderately northwest-plunging F2 fold in the area.

Intrusive rocks in the project area comprise Late Triassic-Early Jurassic diorites, monzodiorites, and syenites that intruded into the Takla Group. These intrusions may be either coarse-equigranular or porphyritic, hypabyssal, and the source intrusions for the Witch Lake and Chuchi Lake successions (Nelson and Bellefontaine, 1996). Regional age dates for these intrusions range from 204.2 ± 9 Ma to 182.5±4 Ma. Intrusions in and around the Mt. Milligan mine include the 186.9±0.5 Ma Magnetite Breccia Stock (MBX) alkaline intrusive (igneous titanite, Jago et al., 2014), the 182.5±4.3 Ma Southern Star Stock (Mortensen et al., 1995), the 182.5±4 Ma Rainbow dyke (hydrothermal rutile, Nelson and Bellefontaine, 1996), the 189±3.3 Ma Heidi Lake Stock (Mortensen et al., 1995), and the 183±3.0 Ma North Slope Stock (Mortensen et al., 1995), all of which comprise part of the Early-Middle Jurassic Hogem Batholith (Nelson and Bellefontaine, 1996; Logan et al., 2010).

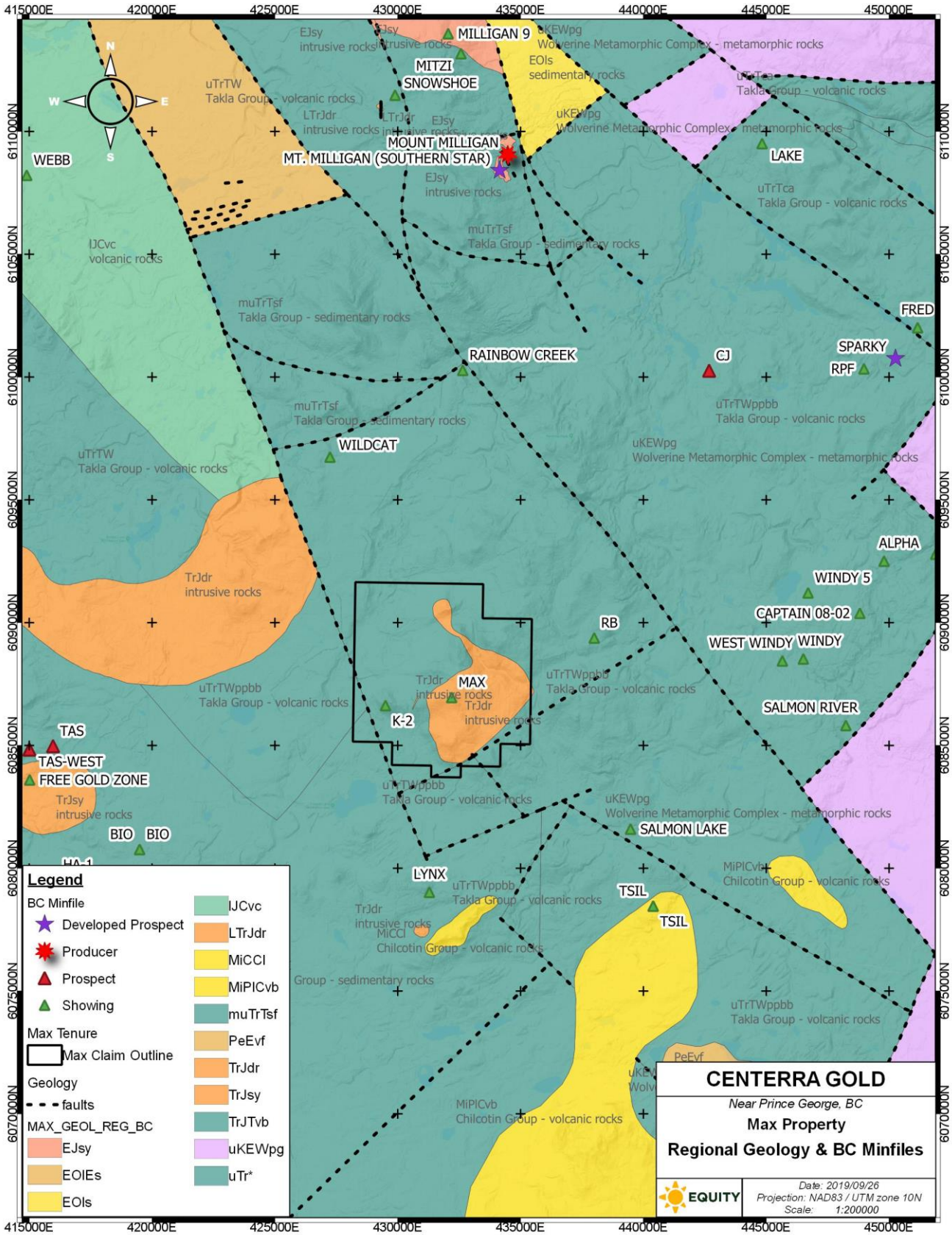

Figure 3: Max regional geology and mineralization

7.1 Regional Mineralization

The region surrounding the Max property hosts four main styles of mineralization, most of which are related to the intrusive activity in the region: (1) late Triassic to Early Jurassic Cu-Au alkalic porphyry deposits (2) precious and base metal-bearing quartz-sulphide veins ("quartz polymetallic veins") most likely genetically related to nearby porphyry systems, (3) relatively unexplored epithermal-style vein systems developed in the Chuchi Lake Succession rocks, and (4) volcanic reduced-facies copper hosted in the flow-tops of Takla Group volcanic rocks.

Late Triassic to Early Jurassic porphyry deposits are typically associated with relatively small, densely porphyritic, high level, dioritic-monzonitic intrusions and related hydrothermal breccias. These deposits are marked by overlapping alteration systems focused around an intrusive complex. The alteration systems typically comprise a potassic core enveloped by overlapping peripheral zones of sodic-calcic and/or propylitic alteration. These alteration assemblages may be overprinted by zones of phyllic alteration that are either zonal in distribution (between the potassic and propylitic zones) or structurally controlled. Abundant secondary magnetite is commonly associated with the potassic zone of these porphyry systems.

Cu mineralization is commonly more abundant in the potassic core whereas Au is more prevalent in the phyllic zone. Sulphide mineralization comprises chalcopyrite, pyrite, bornite and chalcocite at the Lorraine Mine. These sulphides are hosted in quartz veinlets, veins, breccias, disseminations and replacements (Nelson and Bellefontaine, 1996; Jago et al., 2014; Giroux and Lindinger, 2016).

Examples of Late Triassic to Early Jurassic porphyry deposits and prospects in the area include the Mt. Milligan Mine (MINFILE 093N/194, 093N/191) with 468 Mt proven and probable reserves at 0.188% Cu and 0.3 g/t Au as of December 2017 (Centerra Gold); the Tas Prospect (MINFILE 093K 091), Lorraine Prospect (MINFILE 093N/002) with a 6.4 Mt indicated resource at 0.61% Cu and 0.23 g/t Au and a 28.8 Mt inferred resource at 0.45% Cu and 0.19 g/t Au as of March 30 2012 (Giroux and Lindinger, 2016; Lorraine) and the Chuchi Lake Prospect (MINFILE 093N/007) with a NI43-101 non-compliant resource of 50 Mt between 0.21-0.4% Cu and 0.44 g/t Au (MINFILE 093N/007).

Quartz-polymetallic vein systems are often found in association with porphyry Cu systems, representing the outer limits of metals transport from the porphyry system (e.g. Lang and Eastoe, 1988; Pirajno, 2009). Regional examples of these veins include the Esker veins at Mt. Milligan (MINFILE 093N/194) and the Skook Halo (MINFILE 093N/140) veins, where grab samples returned 13.4 g/t Au, 16.6 g/t Ag, and 2.3% Zn. These vein systems are rarely economic on their own; however, they may provide an indication of a nearby porphyry system.

Epithermal vein systems are known to be related to magmatic systems, with or without related porphyry systems (e.g. Eaton and Setterfield, 1993; Cooke and Simmons, 2000; Hedenquist et al., 2000; Sillitoe and Hedenquist, 2003; Cooke et al.). In the Mt. Milligan region, two possible epithermal showings have been described (Nelson and Bellefontaine, 1996). The Wit showing (MINFILE 093N/141) is described as two veins, with true widths of 11 m and 4 m, hosting irregular banded chalcedonic-quartz vein with pods of galena and sphalerite as well as possible argentite and tetrahedrite (Nelson and Bellefontaine, 1996). The Chic showing, approximately 2.5 km east of the Wit showing (MINFILE 093N/202) is described as a poddy epithermal quartz-green kaolinite vein that cuts a megacrystic porphyry intrusion and hosts abundant blebs of disseminated pyrite and traces of chalcopyrite (Nelson et al., 1991).Epithermal vein systems are known to be related to magmatic systems, with or without related porphyry systems (e.g. Eaton and Setterfield, 1993; Cooke and Simmons, 2000; Hedenquist et al., 2000; Sillitoe and Hedenquist, 2003; Cooke et al.).

Approximately 60 km northwest of the Property, the Gertie showing (MINFILE 093N/210) is a zone of disseminated and fracture-controlled malachite, chalcocite, and rare native copper within the volcanic rocks of the Chuchi Lake Succession within the Takla Group. Nelson et al. (1991; 1996) suggest that this may represent a red-bed style copper showing similar to the Sustut Copper prospect (MINFILE 094D/063) . Assay results from the BCGS returned up to 1.08% Cu and 17.5 g/t Ag (Nelson and Bellefontaine, 1996).

8.0 PROPERTY GEOLOGY AND MINERALIZATION

8.1 Lithologies

The Max property is mostly underlain by the Witch Lake Succession of the Takla Group, with minor fault-bounded slivers of Inzana Lake Succession and a number of Triassic-Jurassic intrusions consisting of diorite and/or monzodiorite (Logan et al., 2010) (see Figure 3). The Witch Lake Succession comprises a sequence of augite-porphyry flows, pyroclastic and rare epiclastic rocks. The Inzana Lake Succession consists of volcanic derived epiclastic rocks and fine-grained volcaniclastic rocks (Nelson et al., 1996).

This stratigraphic package has been intruded by the Max stock, a polyphase intrusive body comprising a dominant coarse-grained, phaneritic diorite cut by a crowded, porphyritic monzonite.

No local-scale folding has been identified on the Max Property. The epiclastic and volcaniclastic beds in the northeast of the Property dip at 65-70° to the north-northeast (Halleran et al., 1991; Nelson and Bellefontaine, 1996).

Table 2: Intrusive and stratified rocks on the Max property

Group	Succession	Intrusive Suite	Intrusion	Regional Lith Code	MAX Lith Code	Lith Name
NA	NA	Late Triassic - Early Jurassic	Max Stock	TrJdr	DIOR	Diorite
				TrJdr	MNZT	Porphyritic monzonite
NA	NA	?	?	?	CBXV	Carbonate breccia/vein
Takla	Witch Lake	NA	NA	uTrTWppbb	IVOL	Mafic to intermediate volcanic
				uTrTWppbb	TUFF	Volcaniclastic rock
				?	FVOL	Felsic volcanic
	Inzana	NA	NA	muTrTsf	SEDS	Clastic sedimentary rocks

8.1.1 Diorite (DIOR)

The Max Stock (Nelson et al., 1996) is primarily composed of a leucocratic coarse, holocrystalline, pyroxene-hornblende bearing diorite. Euhedral to subhedral pyroxene crystals within this lithology are typically 1-4 mm in length. Plagioclase crystals are subhedral to anhedral, forming between the pyroxene crystals. The plagioclase has commonly been altered partially to epidote whereas pyroxene and hornblende are altered to chlorite.



Figure 4: Handsample photos and photomicropgraphs of the Max Stock diorite. Hand samples show (a) coarse and (b) medium-grained diorite. Photomicrographs show (c) diorite with euhedral end-section of pyroxene at lower right, and (d) plagioclase that is partially altered to epidote as well as pyroxene/hornblende altered to chlorite.

8.1.2 Porphyritic Monzonite (MNZT)

The Max Stock is cut by speckled light pink-grey bodies of crowded (35-50% phenocryst) monzonitic porphyry. The monzonite porphyry comprises 1-2 mm plagioclase, alkali feldspar, and hornblende in a fine-grained matrix. These are interpreted to be dykes cutting the more voluminous diorite bodies.



Figure 5: Hand sample photos showing a) coarser and b) finer grained varieties. Photomicrographs of crowded monzonitic porphyry from the Max Stock showing c) the crowded texture of the porphyry and d) partial alteration of the rims of plagioclase phenocrysts and matrix to epidote.

8.1.3 Mafic-Intermediate Volcanic and Volcaniclastic Rock (IVOL/TUFF)

The volcanic and volcaniclastic rocks on the Max property are typical of the Witch Lake Succession with common 2-4 mm augite phenocrysts. Plagioclase phenocrysts up to 5 mm and crystal fragments are also common within some units of this rock.



Figure 6: Hand samples of a) fine grained mafic volcanic rock and b) plagioclase-phyric mafic volcanic rock. Photomicrographs c) and d) are of the same samples.

8.1.4 Felsic Volcanic Rock (FVOL)

Felsic volcanic rocks have not been mapped at surface on the Max property. They are recognized in drill chips as light coloured, siliceous rock with what appear to be felsic phenocrysts (Figure 7d). This lithology could also be interpreted as a silica-sericite altered mafic or intermediate volcanic rock.



Figure 7: a) Chips of the lithology identified as FVOL. Photomicrographs b) and c) show strongly silicic material with disseminated iron oxides. Photomicrograph d) shows a silicic groundmass with faint sericitic phenocrysts under 0.1 mm in size.

8.1.5 Clastic Sedimentary Rocks (SEDS)

Clastic sedimentary rocks were not encountered during the 2019 field campaign. Halleran et al. (1991) describe sedimentary rocks in the northeastern portion of the property as “greywacke, argillite, and siltstone intercalated with occasional [sic] augite porphyry flows”. The greywacke is described as a volcanic-derived epiclastic rock with 1-2 mm grains of feldspar in a dark, chloritic matrix. Within this package of rocks, bedding dips steeply to the north-northeast. Based on the similar description in Nelson and Bellefontaine (1996), the author considers this package of rocks to be part of the Inzana Lake Succession.

8.1.6 Carbonate Breccia/Vein (CBXV)

Carbonate breccia/vein occurrences are present at the K2 showing in the western part of the Max property and at a malachite occurrence in the centre of the property. The breccia comprises a monomict

population of angular clasts in a carbonate-quartz±sulphide cement. The breccia at the K2 showing is also hematite bearing. Samples of this breccia unit have returned up to 0.7% Cu without any significant gold.

Figure 8: a) Hand sample of carbonate breccia from the K2 showing. Variably oxidized sulphide minerals are present in the carbonate cement. Outcrop photo b) shows copper oxide-hydroxide developed around a weathering copper sulphide clot in the carbonate breccia cement in the centre of the Max property.

8.2 Property Mineralization

Previous work on the Max property have identified two showings named Max and K2. Each is briefly described below.

8.2.1 Max Showings (093K 020)

The Max showings comprise chalcopyrite and malachite bearing carbonate veins and local breccias. They have been mapped near the centre of the Max property to the north of the Max anomaly, a coincident magnetic high and soil geochemical anomaly centered on the Max Stock.

8.2.2 K2 Showing (093K 086)

The K2 showing is located on the western side of the Max property within an area dominated by augite bearing mafic to intermediate flows, as well as volcaniclastic rocks with beds of poorly sorted epiclastic. The showing is a chalcopyrite- and malachite-bearing quartz-carbonate breccia-vein. Prospecting in the 2019 field program confirmed the location of this showing

Table 3: K2 Showing significant samples

Sample ID	Year	Method	Au ppm	Ag ppm	Bi ppm	Cu ppm	Mo ppm	Zn ppm
322560	2007	Aq.Reg. ICPMS	0.026	40.8	0.56	7155	1.6	450
322559	2007	Aq.Reg. ICMS	0.022	1.8	0.17	1020	1.2	35
A00348486	2019	4 Acid ICPMS	0.022	0.8	ND	1112	1	26

9.0 PROGRAM DESIGN

The 2019 exploration program at Max was carried out by Equity under contract to Thompson Creek, between May 14th and June 05th 2019. The program was designed to test for the presence of a large-scale

(<1000 m diameter) copper geochemical anomaly in bedrock, in an area coincident with a historical magnetic anomaly. In order to accomplish this, an orthogonal N-S/E-W grid of was laid out with a 500 m spacing over the area of the magnetic anomaly, with a sample of bedrock to be taken at each site.

Bedrock sampling was done from outcrop or, where outcrop was covered with overburden, reverse circulation (RC) drilling.

9.1 Methods

9.1.1 Outcrop Sampling

Rock samples were collected using a hammer where outcropping bedrock material was found within approximately 50 m of a point on the 500 m square grid. Rock samples were described using the same scheme used for RC chips.

9.1.2 RC Drilling Method

In areas of overburden cover an RC drill hole was executed to at least 4.5 m below the overburden-bedrock interface, collecting 3-5 chip samples of bedrock material. The drilling at Max in 2019 was conducted using a helicopter-portable reverse-circulation (RC) drill rig. RC drilling uses dual-wall drill rods to channel air down to the drill face and carry rock material back to the surface. A hammer at the bottom of the drill string breaks up the rock material as the hole is drilled, producing gravel-sized rock chips and clay- to sand-sized pulverized rock dust. The Max drilling was done with an MPP Hornet RC drill using conventional cross-over sampling, with a hole diameter of 92 mm (3 5/8”). Drill sites were located using a recreation-grade GPS and checked by the logging geologist prior to drilling. All holes were drilled vertically. All holes were numbered with a 3-letter project prefix (MAX), followed by a two-digit year code followed by a 3-digit number suffix with leading zeroes as necessary (e.g. MAX19-023).

9.1.3 RC Chip Sampling Method

Several samples from each drill run were submitted for different analyses. Five types of samples were collected and referred to as bulk, assay, remainder, rock chip and XRF. Each is described below.

Bulk samples comprise the entire 10-15 kg sample returned form the drill, which was collected into HDPE buckets from the cyclone and then split into sub-samples.

Assay samples (1-2 kg) were generated by passing the bulk sample through the 80/20 riffle splitter and collecting the 20% split in 8”x13” LDPE sample bags. The 80% split was collected in an HDPE bucket. If the sample was too wet or clay-rich to pass through the riffle splitter, this sample was collected with the sample spear, with care taken to collect a sample from the entire depth of the bucket. LDPE bags were sealed with a zip tie, placed into rice bags and then sent to the lab for geochemical analysis.

Remainder samples (1-2 kg) comprise a 20% riffle split of the unsampled material from the first 80/20 riffle split and was collected into 12”x20” poly bags. Likewise, if the sample was too wet or clay-rich to pass through the riffle splitter the sample was collected with the sample spear, with care taken to collect a sample from the entire depth of the bucket. Samples were put into rice bags labelled with a hole ID and sample numbers and sent to Mt. Milligan mine as a physical/chemical record of the sample.

Rock chip samples (100 g) comprised a speared subsample of the second 80/20 riffle split that was washed in a sieve and given to the drill geologist for logging. This sample is stored in chip trays as a visual record.

XRF samples (250 g) comprise a speared subsample of the second 80/20 riffle split sample and were collected in a clear Ziploc bag for XRF analysis in camp. These were stored in HDPE buckets and sent to Mt. Milligan mine as a physical record of the sample.

The remaining 7-12 kg of sample, which comprised the 80% of the second 80:20 split, was left at the drill site.

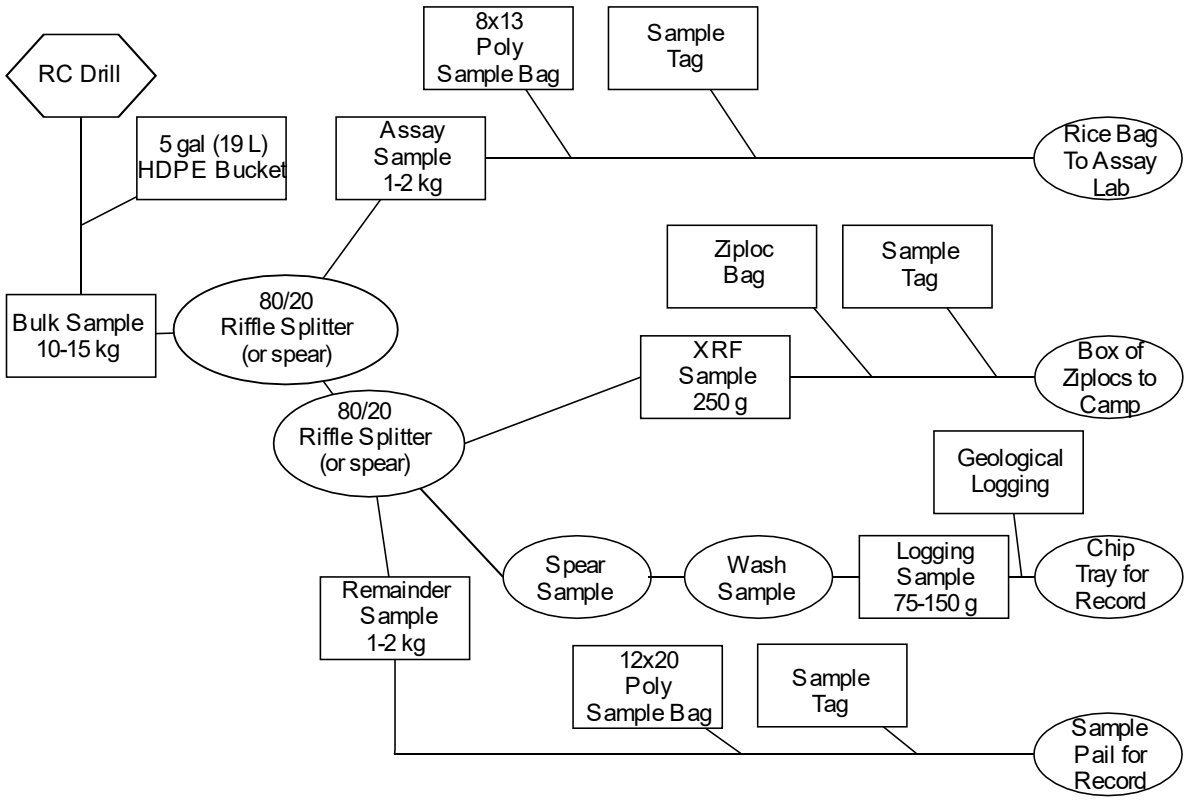

Figure 9: Sampling flowchart for RC chips, Max Project

9.1.4 Geological Chip Logging

Rock chips from the drill were geologically logged by the drill geologist. Chip logging was carried out on pre-made Rite-in the Rain logging sheets.

General Logging Procedure:

When a new drill hole was started, the Hole ID all drill hole details were recorded within the header area. Downhole information was recorded for each drill run/sample interval. Logging data was collected in the following fields:

- Sample ID number in the “Sample ID” field
- Colour of rock material in the “Colour” field
- Rock type in the “Lith” field
- Rock material type in the “Material”
- Sulphide/Oxide information in the “Min” table
- Alteration zone in the “Alt” fields
- Vein material estimates in the “Vein” field
- Hardness data in the Hardness column
- Magnetic properties in the “Mag” field
- Any additional information in the Comments field

HoleID: _____ PInd ID: _____ UTM_E: _____ UTM_N: _____ Logger: _____ Date: _____ Hole Type: ____

Depth			Rock Description			Mineralization					Alteration				Veins		Rock Properties		
From	To	Sample ID	Colour	Lith	Material	PY	CP	GL	Other	Pct.	Pot.	Phyl.	Prop.	Clay	Vein %	Ca?	Mag	Hard	Comments

Figure 10: Logging sheets used for the 2019 Max RC drilling program

An alphanumeric sample ID was recorded for each sample, corresponding to one 1.52 m run of rock chips. The dominant colour or the overall impression of colour from the chips was recorded as the “colour” for each sample. Lithology was recorded for each sample. The following lithologies were used:

- DIOR – Pyroxene and hornblende bearing, plagioclase rich coarse intrusive rock
- TUFF – Pyroxene crystal bearing volcaniclastic rock, contains small fragments of plagioclase crystals
- VOL – Coherent volcanic rock with euhedral pyroxene and plagioclase phenocrysts
- FVOL – Felsic volcanic rock
- MNZT – Hornblende bearing, plagioclase and alkali feldspar-bearing igneous rock. May have a coarse-grained, crowded porphyritic texture or a coarse-grained phaneritic texture
- OB-TILL – overburden material (mixed gravel±sand±silt±clay)
- OB-CS – overburden material (clay±silt)
- OB-BO – overburden material (boulder)
- OB-GR – overburden material (gravel dominated)

Sampled overburden type was recorded as “Material”. The following codes were used:

- BO - Boulder
- GR - Gravel
- SS - Sand
- SI - Silt
- CY -Clay
- BDRK – Bedrock

Alteration type and intensity was recorded in the Alteration column with more than one alteration type recorded if there was evidence of overlapping alteration types. Alteration types recorded at Max were:

- Potassic (alkali feldspar, biotite ± magnetite)
- Phyllic (quartz, white mica, pyrite ± clays)
- Propylitic (epidote, albite, calcite, actinolite, chlorite)
- Clay (kaolinite, montmorillonite, dickite, quartz)

Alteration intensity was divided into 4 levels: trace, weak, moderate, and strong. Veins were captured as an estimated percentage of vein material (only quartz and calcite), and presence of calcite in the vein material. Only selected sulphides and oxides were recorded in separate columns with an estimated percentage of the rock mass: pyrite (PY), chalcopyrite (CP), galena (GL). Other minerals such as malachite, cuprite, chalcocite, tetrahedrite, arsenopyrite were recorded in the "other" column along with a percentage estimate. Hardness of chips was captured in the following categories:

- Soft (easily scratched with steel, 1-3.5)
- Moderate (difficult to scratch with steel, 3.5-5.5)
- Hard (cannot be scratched with steel, 5.5-10)

9.1.5 Rock Magnetism Testing Method

All material drilled at the Max Project was measured for magnetic properties using a pen magnet. For each bagged sample representing a depth range, the pen magnet was held vertically approximately 0.5 cm from the bag. The response from the pen magnet was recorded on the geologist's log sheet using the following codes, corresponding to a qualitative assessment of the response from the magnet:

- NM – Non-magnetic, no response from the pen magnet
- WM – Weakly magnetic, pen tip is pulled towards the sample material, but does not touch it
- MM – Moderately magnetic, pen tip is pulled into contact with the sample material
- SM – Strongly magnetic, pen tip is pulled quickly towards the sample material and resists being pulled off

9.1.6 QAQC Methods:

Blank, standard and field duplicate samples were submitted with assay samples. Blank samples were inserted at a rate of 5% and on sample IDs ending with xxxx10, xxxxx30, xxxxx50, xxxxx70, xxxxx90. Blank material consisted of coarsely crushed, coarse-crystalline granite and granodiorite from the Cox Station Quarry in Abbotsford, BC. This granitoid consists 60-70% potassium feldspar, 10% quartz, and 20% mafic minerals (primarily hornblende will lesser biotite). Accessory magnetite is present but sulphides are generally absent (Xu et al., 2014). Blank samples were prepared on site, with the geotechnician inserting 1 kg of blank material into a sample bag along with sample tag and clearly writing the sample tag number on the sample bag in black marker.

Standards were inserted into sequence at pre-defined intervals as 1 package of suitable certified reference material (CRM). They were inserted at sample IDs ending with xxxx00, xxxx20, xxxxx40, xxxxx60, xxxxx80. Standards were placed into a single plastic sample bag along with sample tag, and with the sample tag number written on the bag. Each bag was then zip-tied. CRM ID were removed from the package prior to insertion by rubbing felt tip pen on the ID until it was removed. Two CRMs designed to cover potential expected grades were selected for the 2019 drill program (Table 4). Field duplicate samples were inserted at a rate of one per hole and were prepared from bedrock only.

Table 4: CRMs Used in the 2019 Program

Standard	Au ppm	Cu %	Ag ppm	Mo ppm	S %	Grade	Source
OREAS 501C	0.221	0.276	0.461	97	0.347	Low	Qz-monzonite - Porphyry Cu-Au. Blend of ore, barren hornblende-bearing granodiorite and minor Cu-Mo concentrate.
OREAS 503c	0.698	0.538	0.83	318	0.586	Mid	Qz-monzonite - Porphyry Cu-Au. Blend of ore, barren hornblende-bearing granodiorite and minor Cu-Mo concentrate.

10.0 RESULTS

The Max RC drilling program was successful in collecting bedrock samples from areas of exposed bedrock and under till/overburden cover. In total, twenty-two drill holes were attempted with twenty drill holes completed to 20 ft below the overburden-bedrock interface. Two drill holes were abandoned before reaching bedrock due to poor drilling conditions. In total, 536.4 m of RC drilling was conducted during the 2019 program. All surface and RC chip samples were described geologically and sent for assay.

10.1 Geological results

Previous mapping by Rio Algom and Aztec metals was not checked systematically; however, where outcrop samples were taken form previously mapped outcrop, the mapping was accurate with respect to lithology.

In both surface sample descriptions and RC chip descriptions, propylitic alteration was found to be the most widespread. Propylitic alteration affects the volcanic and volcaniclastic rocks, diorite, and monzonite. Propylitic alteration is strongest within the area of anomalous bedrock Cu (

Figure 11).

Mapping by previous workers has shown that the Max Stock diorite is broadly coincident with the magnetic high. Drilling in 2019 has intersected the diorite under colluvium and glacial material in the areas of highest magnetic intensity. Magnetite-bearing volcanic and volcaniclastic rock was also intersected in drilling within the broad magnetic high in the centre of the property (Figure 12).

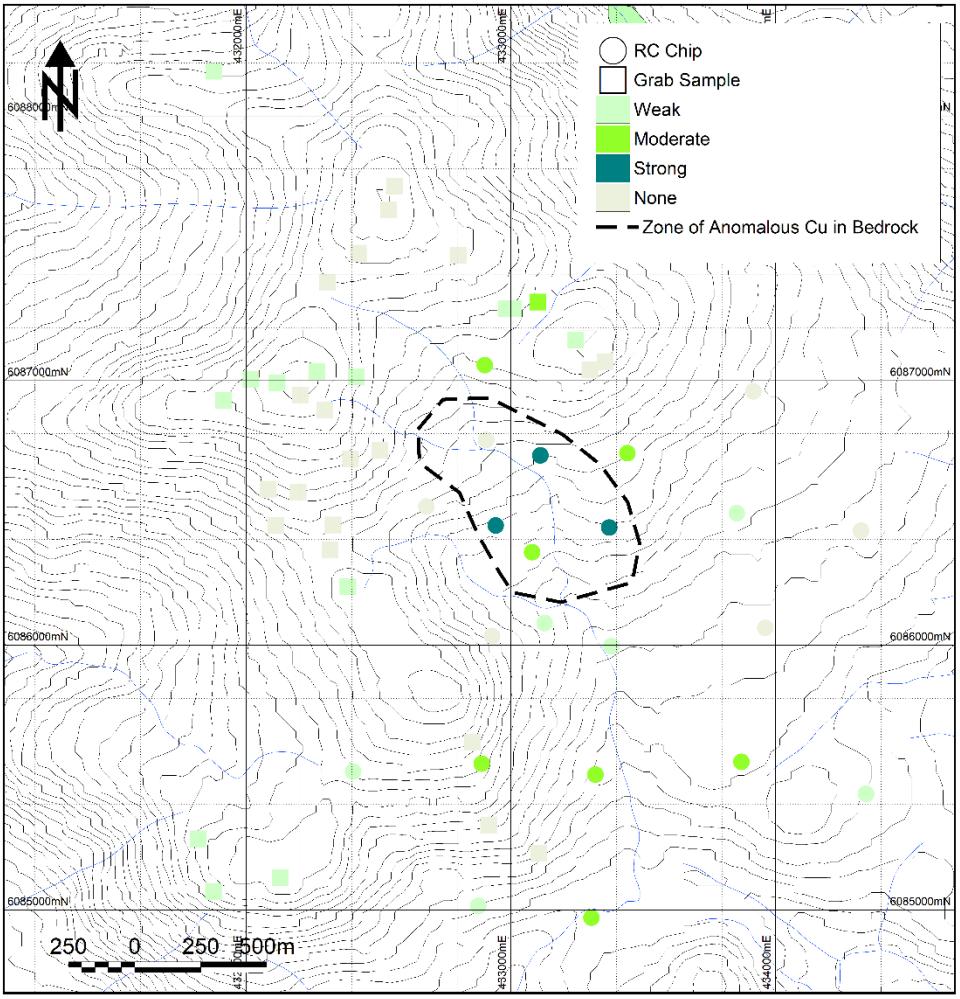

Figure 11: Increasing intensity of propylitic alteration in bedrock samples towards the zone of anomalous Cu in bedrock (marked by dashed black line)

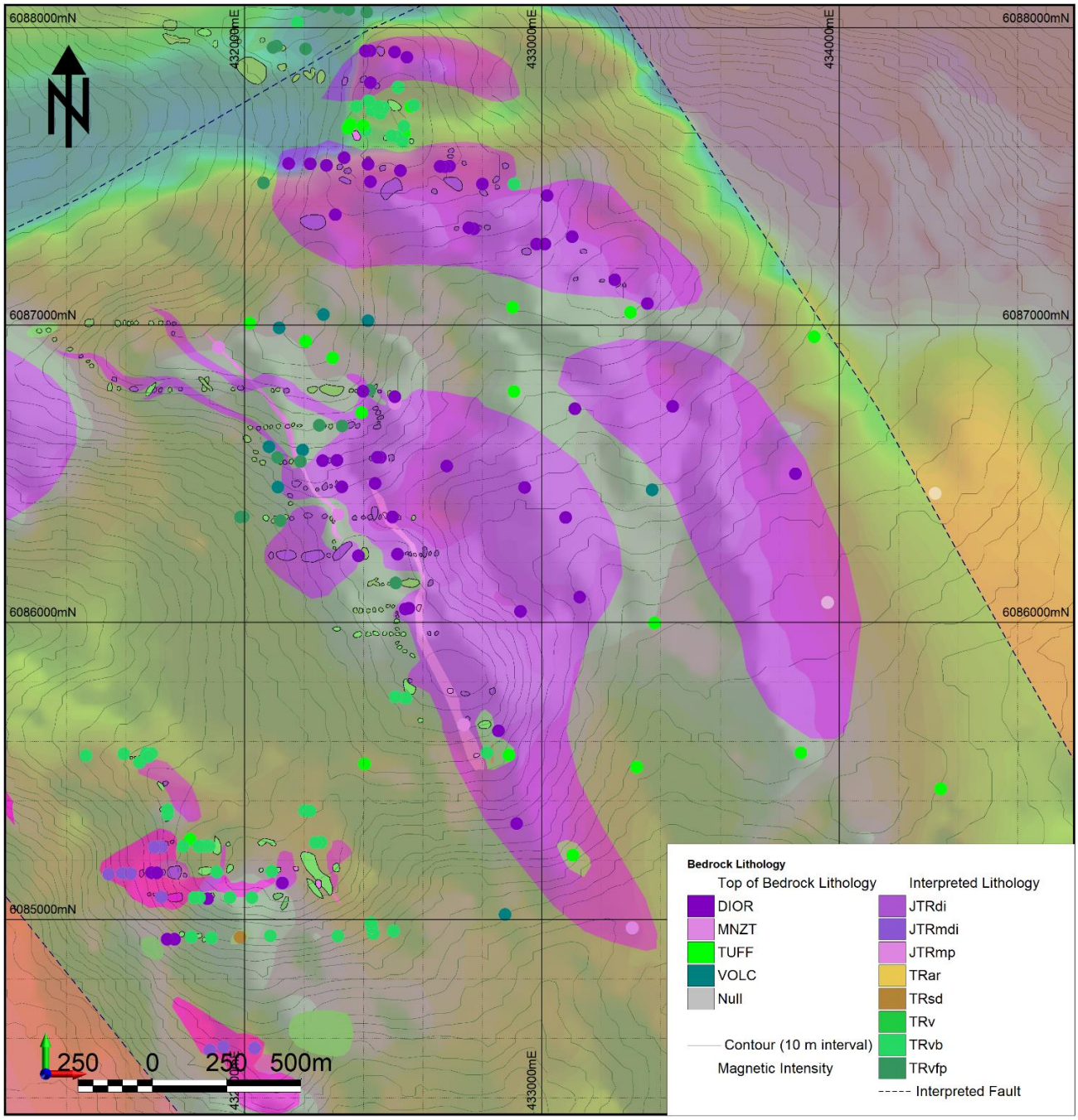

Figure 12: Geological interpretation of outcrop mapping (Halleran et al., 1991; Wilkins, 2014, this report) and 2019 RC drilling results overlaid on a map of total magnetic intensity (Wilkins, 2014)

10.2 Analytical results

In order to define which data points are considered to be anomalous; we used a test based on the interquartile range. Weakly anomalous is considered to be 1.5*IQR above the 75th percentile or below the 25th percentile and strongly anomalous 3*IQR above the 75th percentile or below the 25th percentile.

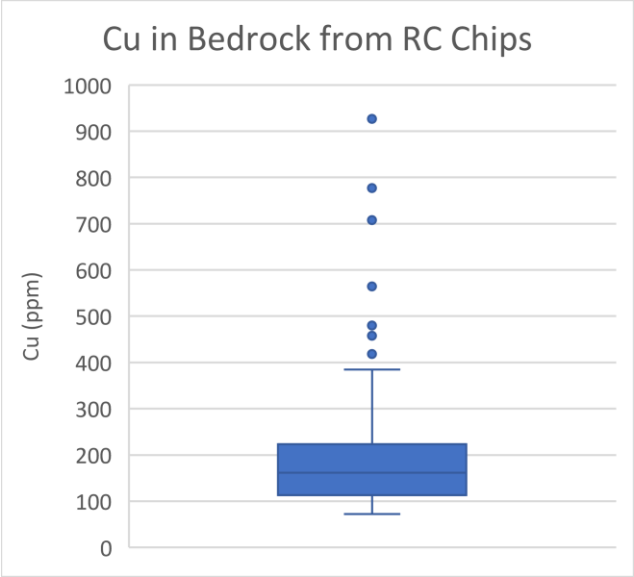

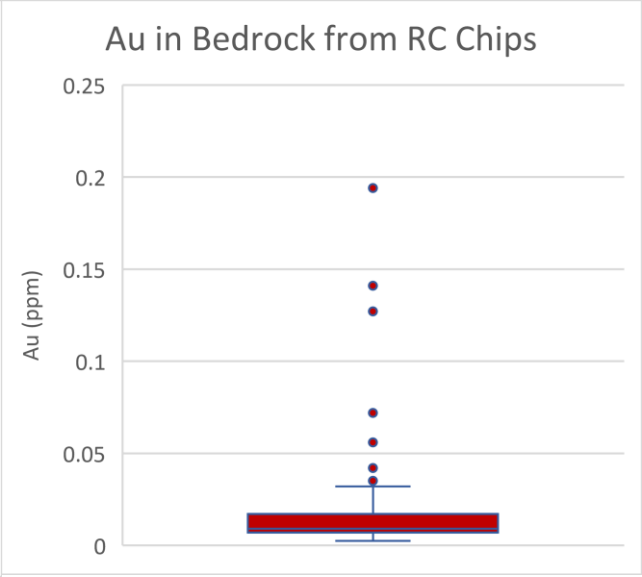

Thirty-seven samples of bedrock material were collected form surface. Of these, three returned anomalous copper concentrations and one returned anomalous gold concentrations (Table 5).

Table 5: Significant analytical results from surface sampling

Sample ID	UTM_E	UTM_N	Lithology	Alteration	Alteration Intensity	Cu (ppm)	Au (ppm)
A00348486	429629	6086639	CBXV	Silica		1112.7	0.022
A00348485	431818	6085269	TUFF	Propylitic	Weak	631.6	0.010
A00348476	433011	6087272	DIOR	Propylitic	Weak	596.4	0.011
A00348488	432297	6086889	TUFF	Phyllic	Strong	35.3	0.071

In total, 351 samples were collected from RC chips, of which 91 were bedrock samples. Significant results are presented in Table 6.

Table 6: Significant analytical results from bedrock RC chip samples

Sample ID	Drill Hole ID	From (m)	To (m)	Lithology	Alteration	Alteration Intensity	Cu (ppm)	Au (ppb)
A00349678	Max19-008	38.1	39.62	DIOR	Propylitic	Moderate	707.8	0.09
A00349679	Max19-008	39.62	41.15	DIOR	Propylitic	Moderate	479.7	0.09
A00349684	MAX19-010	3.05	4.57	TUFF	Propylitic	Moderate	127	0.071
A00349687	MAX19-010	7.62	9.14	TUFF	Propylitic	Strong	457.9	0.032

A00349565	MAX19-013	27.43	28.96	TUFF	None		103	0.141
A00349917	MAX19-019	35.05	36.58	FVOL	Phyllic	Moderate	276.6	1.431
A00349918	MAX19-019	36.58	38.1	FVOL	Phyllic	Moderate	226.0	0.878
A00349919	MAX19-019	38.1	39.62	TUFF	Phyllic	Moderate	564.4	0.072
A00349921	MAX19-019	39.62	41.15	TUFF	Phyllic	Moderate	926.8	0.194
A00349922	MAX19-019	41.15	42.67	TUFF	Phyllic	Moderate	418.4	0.044

11.0 DISCUSSION AND CONCLUSIONS

The 2019 Max exploration program was designed to test for the geochemical footprint of a porphyry Cu-Au system on a 500-1000 m scale. The program successfully tested a 2500 x 2500 m area, sampling bedrock at a maximum spacing of 500 m over this entire area. The results of this test show that there is a 750 x 500 m area in which there is an anomalous concentration of copper and gold in bedrock coincident with a chargeability low and strong propylitic alteration. The co-incidence of these features suggests a broad porphyry-style target at depth in this area.

Notably, the area of anomalous Cu-Au in bedrock is not coincident with any soil geochemical anomaly, likely due to the thickness of till overlying it. For this reason, B-horizon soil geochemistry should be used with caution on the Max property.

Respectfully submitted,

Alexander Nielsen

EQUITY EXPLORATION CONSULTANTS LTD.

Vancouver, British Columbia

November XX, 200X

Appendix A: Bibliography

Barlow, N., MINFILE Mineral Inventory 093N/007 Chuchi Lake, (http://minfile.gov.bc.ca/Summary.aspx?minfilno=093N++159).

Blann, D. E., 2007, Geological and Geochemical Report on the Max-K2 Property: AR 29353.

Centerra Gold, (https://centerragold.com/operations/mount-milligan/production-and-reserves).

Cooke, D. R., Tosdal, R. M., Chamberlain, C. P., and Deyell, C. Alkalic porphyry and epithermal deposits - A view from outside the Macquarie Arc.:

David Cooke, and Stuart Simmons, 2000, Characteristics and Genesis of Epithermal Gold Deposits: SEG Reviews, v. 13, p. 221–244.

Eaton, P. C., and Setterfield, T. N., 1993, The relationship between epithermal and porphyry hydrothermal systems within the Tavua Caldera, Fiji: Economic Geology, v. 88, p. 1053–1083.

Environment Canada, Canadian Climate Normals 1981-2010 Station Data - Climate - Environment and Climate Change Canada, (http://climate.weather.gc.ca/climate_normals/results_1981_2010_e.html?searchType=stnProx&txtRadius=100&selCity=&selPark=&optProxType=custom&txtCentralLatDeg=54&txtCentralLatMin=54&txtCentralLatSec=0&txtCentralLongDeg=124&txtCentralLongMin=04&txtCentralLongSec=0&stnID=588&dispBack=0).

Foord, V., 2016, Climate Patterns, Trends, and Projections for the Omineca, Skeena, and Northeast Natural Resource Regions, British Columbia: B.C. Ministry of Forests, Lands, and Natural Resource Operations TR097, 17 p., accessed at www.for.gov. bc.ca/hfd/pubs/Docs/Tr/Tr097.htm.

Giroux, G., and Lindinger, L. J., 2016, SUMMARY REPORT On the LORRAINE-JAJAY PROPERTY: Lorraine Copper Corp., 124 p., accessed at https://www.lorrainecopper.com/wp-content/uploads/2018/06/Lorraine-Amended-NI-43-101-Technical-Report-July-2016.pdf.

Halleran, A. A., Halleran, A. D., and Schmidt, U., 1991, Max Property Geology and Geochemistry - Central Grid Area: AR21873.

Halleran, A. A., Halleran, A. A. D., and Schmidt, U., 1992, Max Property Fort Saint James, British Coumbia NTS: 93K/16E Diamond Drilling 1992: AR 22271.

Hedenquist, J. W., Arribas, A., and Gonzalez-Urien, E., 2000, Exploration for epithermal gold deposits: Economic Geology Reviews, v. 13, p. 245–277.

Jago, C. P., Tosdal, R. M., Cooke, D. R., and Harris, A. C., 2014, Vertical and Lateral Variation of Mineralogy and Chemistry in the the early Jurassic Mt. Milligan Alkalic Porphyry Au-Cu Deposit, British Columbia, Canada: Economic Geology, v. 109, p. 1005–1033.

Lang, J. R., and Eastoe, C. J., 1988, Relationships between a porphyry Cu-Mo deposit, base and precious metal veins and Laramide intrusions, Mineral Park, Arizona: Economic Geology, v. 83, p. 551–567.

Logan, J. M., Schiarizza, P., Struick, L. C., Barnett, C., Nelson J. L, Kowalczyk, P., Ferri, F., Mihalynuk, M., Thomas, M. D., Gammon, P., Lett, R., Jackaman, W., and Ferbey, T., 2010, Bedrock geology of the QUEST map area, central British Columbia: Geological Survey of Canada Open File 6476.

Lorraine, Lorraine Copper (https://www.lorrainecopper.com/lorraine/).

Mills, K. A., Huang, J., Bosworth, G., Cowie, S., Borntrager, B., Welhener, H., Collins, J., Bekhuys, T., and Labrenz, D., 2009, Technical Report - Feasibility Update Mt. Milligan Property - Northern BC: Wardrop Engineering Inc.: 0952590100-REP-R0009-00.

Mortensen, J. K., Ghosh, D., and Ferri, F., 1995, U-Pb age constraints of intrusive rocks associated with copper-gold porphyry deposits in the Canadian Cordillera, in Schroeter, T. G. ed., Porphyry deposits of the northwestern Cordillera of North America: Canadian Institute of Mining and Metallurgy, p. 142–158.

Nelson, J. L., and Bellefontaine, K. A., 1996, The geology and mineral depositis of north-central Quesnellia; Tezzeron Lake to Discovery Creek, central British Columbia: BC Ministry of Energy and Mines Bulletin 99, 100 p.

Nelson, J. L., Beilefontaine, K. A., Green, K. C., and MacLean, M., 1991, Regional Geological Mapping near the Mount Milligan Copper-Gold Deposit (93K/16,93N/1) in Geological Fieldwork 1990: BCMEM BCGS Branch Paper 1991-1, 89–110 p.

Nelson, J. L., Bellefontaine, K. A., Green, K. C., and MacLean, M., 1996, The Geology and Mineral Deposits of North-Central Quesnellia; Tezzeron Lake to Discovery Creek, Central British Columbia; Bulletin 99: B.C. Ministry of Employment and Investment, Energy and Minerals Division, Geological Survey Branch Bulletin 99, 112 p.

Pirajno, F., 2009, Hydrothermal Processes and Mineral Systems: Dordrecht, Springer Netherlands.

Schmidt, U., 1987, Summary Report on the Max Property: AR 16379.

Schmidt, U., 1988, Report on the Geochemistry of the Max 16-21 Claims: AR 18020.

Schmidt, U., 1989, Geochemistry and Geology of the Max 16 and 18 Claims: AR 18988B.

Sillitoe, R. H., and Hedenquist, J. W., 2003, Linkages between volcanotectonic settings, ore-fluid compositions, and epithermal precious metal deposits, in Simmons, S. F. and Graham, I. eds., Volcanic, Geothermal, and Ore-Forming Fluids; Rulers and Witnesses of Processes within the Earth: Economic Geology, p. 315–343.

Walcott, P. E., 2011, A Report on Induced Polarization Surveying Max-K2 Property: AR 32790.

Walcott, P. E., 2012, AN ASSESSMENT REPORT ON INDUCED POLARIZATION SURVEYING, Max-K2 Property: AR33521.

Wilkins, J., 2014, AN ASSESSMENT REPORT ON THE AEROMAGNETIC AND RADIOMETRIC AIRBORNE SURVEY MAX-K2 Property: AR34935.

Wilkins, J., 2018, An Assessment Report on the 2017 Soil Survey, Rock Chip Sampling & Geological Mapping Program Max-K2 Property: AR 36936.

Xu, H. H., Burton, J., Smith, P., and Miller, D., 2014, BC Geological Survey Assessment Report Mainland Sand and Gravel ULC: AR 35182.

Appendix B: Max Claim Data

This appendix contains the most up-to-date claim data for all claims within the Max property. The claim data was downloaded from the BC Mineral Titles Online system, provided by the Mineral Titles Branch of the BC Government September 19th, 2019.

Table B1: Claim ownership data for the Max property.

Type	Title Number	Name	Owner	Owner ID	Ownership (%)	Issue Date	Good To Date	Area (ha)
Mineral Claim	532638	MAX COPPER 8	Jama Holdings Inc.	265548	100	19-Apr-06	15-Aug-2022	223.0
Mineral Claim	842877		Jama Holdings Inc.	265548	100	12-Jan-11	15-Aug-2022	445.7
Mineral Claim	551895	MAX COPPER SOUTH	Jama Holdings Inc.	265548	100	13-Feb-07	15-Aug-2022	464.9
Mineral Claim	532540	MAX COPPER 3	Jama Holdings Inc.	265548	100	18-Apr-06	15-Aug-2022	464.9
Mineral Claim	532538	MAX COPPER 2	Jama Holdings Inc.	265548	100	18-Apr-06	15-Aug-2022	464.6
Mineral Claim	532542	MAX COPPER 5	Jama Holdings Inc.	265548	100	18-Apr-06	15-Aug-2022	371.8
Mineral Claim	532635	MAX COPPER 7	Jama Holdings Inc.	265548	100	19-Apr-06	15-Aug-2022	446.1
Mineral Claim	532543	MAX COPPER 6	Jama Holdings Inc.	265548	100	19-Apr-06	15-Aug-2022	334.6
Mineral Claim	530480	NEWCOPPER WEST	Jama Holdings Inc.	265548	100	24-Mar-06	15-Aug-2022	464.4
Mineral Claim	532537	MAX COPPER	Jama Holdings Inc.	265548	100	18-Apr-06	15-Aug-2022	464.4
Mineral Claim	842878		Jama Holdings Inc.	265548	100	12-Jan-11	15-Aug-2022	278.6
Mineral Claim	532541	MAX COPPER 4	Jama Holdings Inc.	265548	100	18-Apr-06	15-Aug-2022	445.9

Appendix C: Hand Sample

Descriptions

This appendix contains coordinates (NAD83, UTM Zone 10) and descriptions for all 2019 hand samples collected during the initial drill hole collar layout portion of the Max program. Lithology codes are described in the main report.

SAMPLE ID	UTM_E	UTM_N	GEO	DATE	COLOUR	LITH	MATERIAL	PY	CP	GL	OTHER	PCT.	POT.	PHYL.	PROP.	CLAY	VEIN%	VEIN_MIN	MAG	HARD	COMMENTS
00348451	432855	6085634	S. Bultitude	5/17/2019	mottled grey/black	DIOR	BDRK												strong	moderate	
A00348452	432916	6085322	S. Bultitude	5/17/2019	mottled grey/black	DIOR	BDRK												weak	moderate	
A00348453	433103	6087297	O. Nielsen	5/17/2019	mottled light and dark green	DIOR	BDRK								moderate				strong	moderate	
A00348454	431878	6088169	O. Nielsen	5/16/2019	green/grey	IVOL	BDRK	0.5							weak		5	epidote	weak		
A00348455	432183	6088977	O. Nielsen	5/16/2019	blue	IVOL	BDRK										1	qtz-epidote	weak		
A00348456	432324	6088996	O. Nielsen	5/16/2019	blue/green	TUFF	BDRK										5	epidote-cc	weak		
A00348457	431914	6086924	O. Nielsen	5/17/2019	mottled white and green	MNZT	SBCP								weak		5	epidote	moderate		rare platy musc.
A00348458	432117	6086990	O. Nielsen	5/17/2019	light grey-green	IVOL	BDRK	3						moderate	weak				moderate	soft	weak to mod ser.
A00348459	432266	6087035	O. Nielsen	5/17/2019	white/green	IVOL	BDRK	3						moderate	weak				weak		mod sericite-epidote, feox fracture fill
A00348460	432416	6087014	O. Nielsen	5/17/2019	Light Grey	IVOL	BDRK	3						moderate	weak				weak		mod sericite-epidote, feox fracture fill
A00348461	432083	6086590	S. Bultitude	5/16/2019	Green/blue	IVOL	BDRK	1											weak		Plag-phyric
A00348462	432196	6086579	S. Bultitude	5/16/2019	Green/blue	IVOL	BDRK	0.1											strong		Plag-phyric
A00348468	432113	6086454	S. Bultitude	5/18/2019	Dark grey/blue	IVOL	BDRK	0.1											weak	moderate	Mod. Siliceous groundmass
A00348469	432328	6086455	S. Bultitude	5/18/2019	Black-green-grey	DIOR	BDRK												strong		mod. Chlorite after pyx
A00348470	432384	6086223	S. Bultitude	5/18/2019	green-grey-white	DIOR	BDRK								weak				strong		
A00348471	432128	6085122	S. Bultitude	5/18/2019	mottled light and dark green	DIOR	BDRK	1.5						weak	weak				moderate		weak phyllic?
A00348472	431876	6085069	S. Bultitude	5/18/2019	mottled grey/green	DIOR	BDRK	0.1							weak				strong		
A00348463	432560	6087735	O. Nielsen	5/19/2019	Dark green	TUFF	BDRK	3									1	qtz	weak	moderate	sub-mm qtz veins, plag/pyx phryic
A00348464	432424	6087482	O. Nielsen	5/20/2019	mottled light and dark green	DIOR	BDRK	0.1			Mag.	1		weak					strong	moderate	ser. Altered plag
A00348465	432538	6087646	O. Nielsen	5/19/2019	Dark green	TUFF	BDRK												weak	moderate	plag and pyx xtals appear broken
A00348466	432306	6087371	O. Nielsen	5/19/2019	mottled pink/green	DIOR	BDRK							weak					strong	moderate	sericitized plagioclase
A00348473	433105	6085216	D. Saxton	5/20/2019	light grey	TUFF	BDRK										5		weak	hard	Pyroxene-phyric, 1-2mm epidote veins
A00348479	433299	6087042	O. Nielsen	5/20/2019	green	TUFF	BDRK							weak					moderate	soft	sericitized plagioclase, rock is moderately foliated
A00348480	433356	6087072	O. Nielsen	5/20/2019	green	DIOR	BDRK	0.1						weak			5	qtz/ca	moderate	soft	pyrite blebs in the veins, plagioclase is sericitized,
A00348474	433246	6087152	S. Bultitude	5/21/2019	mottled light and dark green	DIOR	BDRK	0.1	0.1						weak				weak	moderate	
A00348475	432983	6087272	S. Bultitude	5/21/2019	mottled grey green	DIOR	BDRK	1	0.1						weak		5	epidote	weak	soft	
A00348476	433011	6087272	S. Bultitude	5/21/2019	Dark green	DIOR	BDRK	1	0.1		Mal.	0.1			weak				weak	soft	
A00348477	432801	6087474	S. Bultitude	5/21/2019	Mottled Green/black	DIOR	BDRK	0.1			Mag.	2		weak					strong	moderate	pyx phenos with sericitized plag.
A00348478	432018	6087006	S. Bultitude	5/21/2019	Mottled Green/black	TUFF	BDRK				Mag.	2.5			weak				strong	moderate	
A00348485	431818	6085269	S. Bultitude	5/21/2019	black/grey	TUFF	BDRK	1			Mag.	3			weak				strong	moderate	diss. Mag throughout, plag xtals broken indicate tuff
A00348486	429629	6086639	S. Bultitude	5/22/2019	red/white	CBXV	BDRK	1	0.1								15	qtz	weak	hard	silicified and hematized breccia (vein?)
A00348487	429482	6086639	S. Bultitude	5/22/2019	dark grey/black	TUFF	BDRK	0.1											weak	moderate	tuff?, rare hornblende phenos

SAMPLE ID	UTM_E	UTM_N	GEO	DATE	COLOUR	LITH	MATERIAL	PY	CP	GL	OTHER	PCT.	POT.	PHYL.	PROP.	CLAY	VEIN%	VEIN_MIN	MAG	HARD	COMMENTS
A00348490	432206	6086945	O. Nielsen	5/22/2019	Light grey/green	TUFF	BDRK	5						moderate					weak	moderate	mod ser., possible bleaching of gmass
A00348488	432297	6086889	O. Nielsen	5/22/2019	Light grey/green	TUFF	BDRK	7.5						strong					weak	soft	mod-strong sericite
A00348489	432506	6086737	O. Nielsen	5/22/2019	white/green/pink	MNZT	BDRK							weak					moderate	moderate	weak sericite/chlorite
A00348491	432394	6086705	O. Nielsen	5/22/2019	light grey	TUFF	BDRK	10											weak	moderate	xtal frag tuff
A00348492	432316	6086362	O. Nielsen	5/22/2019	black/grey	MNZT	BDRK	0.1											strong	hard	CG equigranular

Appendix D: Hand Sample

Certificates

This appendix contains all the certificates of analysis (COA) pertaining to outcrop sampling on the Max Property in 2019. All sample were analysed by fire assay for Au, and by Multi-Acid (HNO_3, $HClO_4$, HF) ICP-ES/MS for an additional 45 elements including Ag, Cu, Mo, Ni, Pb, Sn, and Zn. COAs are listed in alphanumeric order, with the first page of each COA indicated in the Page Number column in Table E-1 below.

Table E-1: Table of contents for COAs in this appendix

Certificate	Elements Assayed	Target	Samples (#)	Page Number
VAN19001351	Au, Mo, Cu, Pb, Zn, Ag, Ni, Co, Mn, Fe, As, U, Th, Sr, Cd, Sb, Bi, V, Ca, P, La, Cr, Mg, Ba, Ti< al, Na, K, W, Zr, Ce, Sn, Y, Nb, Ta, Be, Sc, Li, S, Rb, Hf, In, Re, Se, Te, Tl	Max	40	iii

BUREAU VERITAS
MINERAL LABORATORIES
Canada

www.bureauveritas.com/um

Bureau Veritas Commodities Canada Ltd.
9050 Shaughnessy St Vancouver British Columbia V6P 6E5 Canada
PHONE (604) 253-3158

Client: **Equity Exploration Consultants Ltd.**
#1510 - 250 Howe St.
Vancouver British Columbia V6C 3R8 Canada

Submitted By:	Alexander Nielsen
Receiving Lab:	Canada-Vancouver
Received:	June 10, 2019
Report Date:	June 25, 2019
Page:	1 of 3

CERTIFICATE OF ANALYSIS VAN19001351.1

CLIENT JOB INFORMATION

Project:	MAX
Shipment ID:	TRX19-19-01
P.O. Number	TRX19-19
Number of Samples:	40

SAMPLE DISPOSAL

RTRN-PLP	Return After 90 days
DISP-RJT	Dispose of Reject After 60 days

Bureau Veritas does not accept responsibility for samples left at the laboratory after 90 days without prior written instructions for sample storage or return.

SAMPLE PREPARATION AND ANALYTICAL PROCEDURES

Procedure Code	Number of Samples	Code Description	Test Wgt (g)	Report Status	Lab
PRP90-250	39	Crush (>90%), split and pulverize 250g rock to 200 mesh			VAN
SLBHP	1	Sort, label and box pulps			VAN
FA430	40	Lead Collection Fire Assay Fusion - AAS Finish	30	Completed	VAN
EN002	40	Environmental disposal charge-Fire assay lead waste			VAN
MA200	40	4 Acid digestion ICP-MS analysis	0.25	Completed	VAN
EN001-MA	40	Environmental disposal fee - Multi-acid neutralization			VAN

ADDITIONAL COMMENTS

Invoice To: Equity Exploration Consultants Ltd.
#1510 - 250 Howe St.
Vancouver British Columbia V6C 3R8
Canada

CC: Paul Jago

BRITISH COLUMBIA CERTIFIED ASSAYER
Marcus Lau
MARCUS LAU
Production Manager

This report supersedes all previous preliminary and final reports with this file number dated prior to the date on this certificate. Signature indicates final approval; preliminary reports are unsigned and should be used for reference only.
All results are considered the confidential property of the client. Bureau Veritas assumes the liabilities for actual cost of analysis only. Results apply to samples as submitted.
"*" asterisk indicates that an analytical result could not be provided due to unusually high levels of interference from other elements.

BUREAU VERITAS
MINERAL LABORATORIES
Canada

www.bureauveritas.com/um

Bureau Veritas Commodities Canada Ltd.

9050 Shaughnessy St Vancouver British Columbia V6P 6E5 Canada
PHONE (604) 253-3158

Client: **Equity Exploration Consultants Ltd.**
#1510 - 250 Howe St.
Vancouver British Columbia V6C 3R8 Canada

Project: MAX
Report Date: June 25, 2019

CERTIFICATE OF ANALYSIS VAN19001351.1

	Method	WGHT	FA430	MA200	MA200	MA200	MA200	MA200	MA200	MA200	MA200	MA200	MA200	MA200	MA200	MA200	MA200	MA200	MA200	MA200	MA200
	Analyte	Wgt	Au	Mo	Cu	Pb	Zn	Ag	Ni	Co	Mn	Fe	As	U	Th	Sr	Cd	Sb	Bi	V	Ca
	Unit	kg	ppm	ppm	ppm	ppm	ppm	ppm	ppm	ppm	ppm	%	ppm	ppm	ppm	ppm	ppm	ppm	ppm	ppm	%
	MDL	0.01	0.005	0.1	0.1	0.1	1	0.1	0.1	0.2	1	0.01	1	0.1	0.1	1	0.1	0.1	0.1	1	0.01
A00348451	Rock	1.15	0.011	1.1	96.8	6.5	111	0.2	7.5	26.2	1490	6.66	7	0.9	1.5	750	0.2	2.6	<0.1	233	3.63
A00348452	Rock	1.13	0.007	1.2	43.8	8.5	110	0.1	10.5	18.6	1744	6.60	5	0.5	1.1	780	0.1	4.4	<0.1	265	5.25
A00348453	Rock	2.07	0.008	0.1	178.0	5.8	131	0.2	16.9	50.5	2136	10.67	9	<0.1	<0.1	933	0.2	3.1	<0.1	527	8.40
A00348454	Rock	2.23	0.006	1.2	69.9	4.4	100	0.1	9.6	22.8	1370	6.11	4	1.0	2.0	564	0.6	1.3	<0.1	209	4.56
A00348455	Rock	2.55	0.005	0.4	11.0	2.7	63	<0.1	35.0	30.2	1533	6.38	2	0.6	1.4	536	<0.1	0.2	<0.1	268	7.40
A00348456	Rock	1.88	0.006	0.3	55.7	2.6	81	<0.1	17.2	29.4	1346	6.72	3	0.6	1.1	789	0.2	3.3	<0.1	315	5.20
A00348457	Rock	0.96	0.012	1.0	138.1	6.2	76	0.2	9.3	26.2	1646	6.92	11	1.1	2.3	871	0.1	1.6	<0.1	277	5.60
A00348458	Rock	0.99	0.012	4.1	83.9	7.8	106	0.1	12.0	9.2	1018	6.51	14	0.9	1.5	535	0.3	3.9	0.2	230	3.35
A00348459	Rock	1.37	0.015	0.7	32.9	8.5	65	0.2	14.4	9.4	1205	5.56	13	0.8	2.1	801	0.2	4.1	0.1	196	4.81
A00348460	Rock	1.07	0.012	6.6	71.1	8.7	97	0.2	15.7	19.4	1538	6.50	9	1.1	1.8	566	0.2	1.8	0.2	235	4.46
A00348461	Rock	1.14	0.008	0.4	139.2	3.6	78	0.2	11.5	30.7	1299	6.96	3	0.5	1.3	750	<0.1	1.3	<0.1	333	5.76
A00348462	Rock	1.87	0.008	0.4	114.7	5.1	88	0.2	11.8	33.3	1539	7.64	1	1.0	1.9	970	0.1	1.1	<0.1	304	6.26
A00348463	Rock	1.89	0.011	1.6	95.3	3.5	102	0.1	31.9	28.3	1703	6.67	9	0.8	1.6	550	0.3	1.4	<0.1	289	6.49
A00348464	Rock	1.80	0.013	0.2	155.6	2.1	107	0.2	18.3	48.2	1531	9.76	4	<0.1	<0.1	907	0.1	1.1	<0.1	551	9.96
A00348465	Rock	1.53	<0.005	0.2	12.4	2.2	65	0.1	46.0	31.5	1476	7.06	4	0.4	1.0	662	0.1	0.9	<0.1	309	7.54
A00348466	Rock	1.16	0.012	1.0	122.1	5.8	143	0.2	9.2	23.1	1640	6.73	9	0.9	2.0	559	<0.1	2.2	<0.1	249	3.94
A00348468	Rock	1.89	0.007	1.0	129.3	5.2	105	0.2	13.4	25.3	2199	7.47	6	0.4	1.1	548	<0.1	1.0	<0.1	326	4.57
A00348469	Rock	0.97	0.008	1.6	137.8	5.0	117	0.2	8.0	25.3	1463	6.78	6	1.0	2.0	580	0.1	1.8	<0.1	250	4.72
A00348470	Rock	1.36	0.007	1.4	45.3	8.3	150	0.1	10.9	21.2	2319	7.33	8	0.9	1.8	729	0.1	2.6	<0.1	296	4.71
A00348471	Rock	0.85	0.007	1.4	65.5	6.6	114	0.4	37.0	25.2	1648	7.28	7	0.8	1.3	470	0.2	1.5	<0.1	293	7.26
A00348472	Rock	1.32	0.010	1.7	77.1	8.5	98	0.2	27.5	30.3	1825	7.02	5	1.3	1.9	691	<0.1	0.6	<0.1	277	6.64
A00348473	Rock	0.95	<0.005	1.4	13.7	4.7	104	<0.1	19.3	25.3	1724	6.59	4	1.1	4.8	591	0.2	4.4	<0.1	241	4.41
A00348474	Rock	1.02	0.008	0.9	83.5	8.3	82	0.1	1.7	14.5	1326	4.20	5	0.8	2.1	709	0.1	1.2	<0.1	105	3.76
A00348475	Rock	0.89	0.014	0.1	14.2	6.6	107	<0.1	31.7	52.7	1721	10.29	9	<0.1	0.2	831	1.3	3.7	<0.1	503	10.21
A00348476	Rock	1.06	0.011	0.3	596.4	4.8	74	0.7	54.2	57.2	1443	9.38	8	<0.1	<0.1	866	0.2	2.9	<0.1	231	9.25
A00348477	Rock	1.42	0.006	0.3	165.3	4.0	129	<0.1	36.7	55.7	1754	13.85	8	<0.1	<0.1	991	0.3	2.7	<0.1	876	9.80
A00348478	Rock	1.34	0.012	0.4	184.0	3.4	93	0.1	22.0	54.6	1778	11.93	9	0.2	0.4	484	0.1	1.3	<0.1	636	8.85
A00348479	Rock	1.15	0.005	0.2	92.7	6.0	109	<0.1	14.3	26.2	1356	6.02	5	0.8	1.6	647	<0.1	1.9	<0.1	210	3.50
A00348480	Rock	1.73	0.007	0.6	71.5	7.1	98	0.1	23.3	35.5	1638	6.22	5	0.7	1.2	230	0.2	1.3	<0.1	226	6.34
A00348485	Rock	1.01	0.010	1.7	631.6	4.4	435	0.5	43.1	65.2	3309	12.39	5	0.5	0.8	379	2.8	1.3	<0.1	679	10.73

This report supersedes all previous preliminary and final reports with this file number dated prior to the date on this certificate. Signature indicates final approval; preliminary reports are unsigned and should be used for reference only.

BUREAU VERITAS
MINERAL LABORATORIES
Canada

www.bureauveritas.com/um

Bureau Veritas Commodities Canada Ltd.

9050 Shaughnessy St Vancouver British Columbia V6P 6E5 Canada
PHONE (604) 253-3158

Client: **Equity Exploration Consultants Ltd.**
#1510 - 250 Howe St.
Vancouver British Columbia V6C 3R8 Canada

Project: MAX
Report Date: June 25, 2019

CERTIFICATE OF ANALYSIS VAN19001351.1

	Method	MA200	MA200	MA200	MA200	MA200	MA200	MA200	MA200	MA200	MA200	MA200	MA200	MA200	MA200	MA200	MA200	MA200	MA200	MA200	MA200
	Analyte	P	La	Cr	Mg	Ba	Ti	Al	Na	K	W	Zr	Ce	Sn	Y	Nb	Ta	Be	Sc	Li	S
	Unit	%	ppm	ppm	%	ppm	%	%	%	%	ppm	ppm	ppm	ppm	ppm	ppm	ppm	ppm	ppm	ppm	%
	MDL	0.001	0.1	1	0.01	1	0.001	0.01	0.001	0.01	0.1	0.1	1	0.1	0.1	0.1	0.1	1	1	0.1	0.1
A00348451	Rock	0.182	6.7	6	1.77	1688	0.460	8.97	3.127	3.68	1.1	41.0	15	0.7	14.4	6.4	0.3	1	14	14.1	<0.1
A00348452	Rock	0.145	8.0	14	2.17	1913	0.453	8.52	1.944	3.75	1.0	21.2	17	0.5	15.3	4.6	0.2	<1	22	8.8	<0.1
A00348453	Rock	0.015	2.1	11	3.90	313	0.632	9.07	0.762	1.67	0.9	12.2	5	0.4	11.6	0.5	<0.1	<1	36	22.0	<0.1
A00348454	Rock	0.158	10.2	26	2.05	1766	0.429	8.46	2.902	2.74	0.8	49.9	21	0.7	18.1	5.7	0.3	<1	20	11.0	<0.1
A00348455	Rock	0.143	8.3	137	4.03	902	0.425	7.61	1.958	2.63	0.5	47.6	17	0.6	13.7	4.7	0.3	<1	33	19.2	<0.1
A00348456	Rock	0.158	8.6	20	2.81	478	0.610	8.22	3.657	1.26	0.8	27.3	19	0.9	22.3	4.3	0.2	1	34	17.6	<0.1
A00348457	Rock	0.177	10.1	7	2.11	1261	0.470	8.95	2.616	2.72	1.7	47.2	21	0.9	18.3	7.4	0.4	1	19	16.5	<0.1
A00348458	Rock	0.170	9.9	35	1.95	1273	0.414	8.22	2.123	2.14	1.2	13.4	20	1.0	14.0	5.6	0.3	1	20	19.1	0.3
A00348459	Rock	0.174	9.3	64	2.20	1635	0.366	8.88	3.072	2.69	0.3	19.1	20	0.9	14.0	7.0	0.4	<1	17	6.2	0.5
A00348460	Rock	0.172	9.2	64	2.65	179	0.397	8.09	1.709	2.68	0.8	12.5	19	0.7	15.2	5.4	0.3	1	24	13.9	1.5
A00348461	Rock	0.159	7.9	12	2.58	1529	0.532	8.56	2.475	2.86	0.7	22.5	19	0.7	18.3	3.4	0.2	<1	30	11.9	0.3
A00348462	Rock	0.213	10.9	11	2.61	1162	0.571	8.49	2.408	2.99	0.5	35.5	24	0.9	20.2	5.6	0.3	1	27	13.5	<0.1
A00348463	Rock	0.135	8.7	104	3.90	977	0.494	8.00	1.942	2.62	0.4	11.3	19	0.3	15.9	3.8	0.2	<1	33	18.7	1.0
A00348464	Rock	0.020	2.1	9	4.24	175	0.482	9.38	0.790	0.63	0.5	12.6	5	0.3	10.4	0.4	<0.1	<1	37	25.5	<0.1
A00348465	Rock	0.127	7.8	121	4.18	848	0.478	7.87	2.119	1.63	0.2	17.4	16	1.5	15.3	3.3	0.2	1	35	32.5	<0.1
A00348466	Rock	0.187	8.4	6	1.90	1528	0.467	8.60	2.657	3.86	0.7	45.0	19	0.9	18.5	7.2	0.4	<1	15	14.7	<0.1
A00348468	Rock	0.146	7.3	10	3.15	351	0.477	8.92	1.813	1.49	0.3	12.2	16	0.6	15.4	4.3	0.2	<1	21	19.4	1.1
A00348469	Rock	0.184	7.7	4	1.94	1747	0.471	8.58	2.830	3.29	0.7	55.1	17	1.0	16.9	6.7	0.4	<1	15	15.8	<0.1
A00348470	Rock	0.191	8.4	8	2.15	1482	0.481	9.10	2.363	3.38	2.2	37.3	18	0.9	16.4	6.3	0.3	<1	18	16.5	<0.1
A00348471	Rock	0.143	8.2	132	4.33	872	0.461	7.55	2.185	1.29	0.5	25.4	17	0.4	15.3	3.9	0.2	<1	38	14.5	0.4
A00348472	Rock	0.151	9.7	77	3.37	1085	0.399	7.33	2.459	2.40	1.7	15.8	20	0.8	16.3	4.7	0.3	<1	32	14.8	<0.1
A00348473	Rock	0.134	10.6	84	3.14	1603	0.463	7.86	2.790	3.45	1.5	40.2	20	0.8	17.1	5.3	0.3	1	28	7.4	<0.1
A00348474	Rock	0.190	9.1	1	0.86	1826	0.368	10.34	3.089	4.79	0.6	35.8	18	0.8	13.4	11.4	0.6	1	5	11.5	<0.1
A00348475	Rock	0.021	2.4	22	4.57	224	0.500	9.02	0.601	0.52	0.5	14.6	5	0.5	10.1	0.9	<0.1	<1	42	17.4	<0.1
A00348476	Rock	0.026	2.1	119	5.68	233	0.254	8.04	0.608	1.12	0.3	13.6	5	0.3	9.1	0.6	<0.1	<1	39	27.0	0.4
A00348477	Rock	0.015	1.9	9	4.95	159	0.696	8.52	0.555	0.69	0.5	11.9	4	0.3	8.9	0.6	<0.1	<1	44	27.3	<0.1
A00348478	Rock	0.044	3.8	11	4.09	361	0.727	8.02	1.159	0.86	0.5	21.4	9	0.7	12.5	2.1	0.1	<1	40	22.5	<0.1
A00348479	Rock	0.144	10.5	15	2.43	905	0.646	9.24	3.484	3.25	1.1	58.1	23	0.8	18.6	10.5	0.8	2	18	19.9	<0.1
A00348480	Rock	0.126	7.9	73	2.75	830	0.409	6.99	2.720	1.92	1.0	13.0	15	0.5	14.0	3.4	0.2	<1	22	18.5	<0.1
A00348485	Rock	0.046	4.6	90	5.62	180	0.708	4.81	1.722	0.38	1.0	40.8	11	0.8	15.3	2.4	0.2	<1	64	17.8	<0.1

This report supersedes all previous preliminary and final reports with this file number dated prior to the date on this certificate. Signature indicates final approval; preliminary reports are unsigned and should be used for reference only.

BUREAU VERITAS
MINERAL LABORATORIES
Canada

www.bureauveritas.com/um

Bureau Veritas Commodities Canada Ltd.

9050 Shaughnessy St Vancouver British Columbia V6P 6E5 Canada
PHONE (604) 253-3158

Client: **Equity Exploration Consultants Ltd.**
#1510 - 250 Howe St.
Vancouver British Columbia V6C 3R8 Canada

Project: MAX
Report Date: June 25, 2019

CERTIFICATE OF ANALYSIS VAN19001351.1

	Method	MA200	MA200	MA200	MA200	MA200	MA200	MA200
	Analyte	Rb	Hf	In	Re	Se	Te	Tl
	Unit	ppm	ppm	ppm	ppm	ppm	ppm	ppm
	MDL	0.1	0.1	0.05	0.005	1	0.5	0.5
A00348451	Rock	43.7	1.4	<0.05	<0.005	2	0.8	<0.5
A00348452	Rock	40.5	0.8	0.06	<0.005	<1	0.9	<0.5
A00348453	Rock	53.9	0.5	0.07	<0.005	<1	0.8	<0.5
A00348454	Rock	50.2	1.2	<0.05	<0.005	<1	0.8	<0.5
A00348455	Rock	76.4	1.1	0.05	<0.005	<1	2.5	<0.5
A00348456	Rock	23.9	1.1	<0.05	<0.005	1	0.7	<0.5
A00348457	Rock	40.4	1.5	0.06	<0.005	1	0.7	<0.5
A00348458	Rock	29.4	0.4	<0.05	0.012	2	0.5	<0.5
A00348459	Rock	39.3	0.7	0.07	0.009	3	0.8	0.6
A00348460	Rock	58.7	0.5	0.08	0.006	3	0.8	0.7
A00348461	Rock	49.4	1.1	<0.05	<0.005	<1	1.1	<0.5
A00348462	Rock	74.3	1.1	<0.05	<0.005	<1	1.2	<0.5
A00348463	Rock	67.2	0.5	<0.05	0.006	2	1.6	<0.5
A00348464	Rock	20.2	0.7	<0.05	0.005	<1	0.7	<0.5
A00348465	Rock	44.0	0.8	<0.05	<0.005	<1	2.2	<0.5
A00348466	Rock	58.4	1.6	<0.05	<0.005	<1	<0.5	<0.5
A00348468	Rock	23.7	0.5	<0.05	<0.005	<1	0.8	<0.5
A00348469	Rock	50.9	1.8	<0.05	<0.005	<1	<0.5	<0.5
A00348470	Rock	53.0	1.1	<0.05	<0.005	<1	0.5	<0.5
A00348471	Rock	34.0	0.9	<0.05	<0.005	2	1.6	<0.5
A00348472	Rock	45.7	0.7	<0.05	<0.005	<1	3.8	<0.5
A00348473	Rock	56.0	1.4	0.15	<0.005	<1	0.9	<0.5
A00348474	Rock	93.4	1.2	<0.05	<0.005	<1	<0.5	<0.5
A00348475	Rock	10.6	0.7	<0.05	<0.005	<1	1.1	<0.5
A00348476	Rock	34.3	0.7	<0.05	<0.005	2	1.7	<0.5
A00348477	Rock	26.2	0.7	0.07	<0.005	<1	0.8	<0.5
A00348478	Rock	28.4	0.9	<0.05	<0.005	<1	1.0	<0.5
A00348479	Rock	54.5	1.5	<0.05	<0.005	<1	0.5	<0.5
A00348480	Rock	38.7	0.6	<0.05	<0.005	<1	0.8	<0.5
A00348485	Rock	15.0	1.4	0.11	<0.005	<1	1.7	<0.5

This report supersedes all previous preliminary and final reports with this file number dated prior to the date on this certificate. Signature indicates final approval; preliminary reports are unsigned and should be used for reference only.

BUREAU VERITAS
MINERAL LABORATORIES
Canada

www.bureauveritas.com/um

Bureau Veritas Commodities Canada Ltd.

9050 Shaughnessy St Vancouver British Columbia V6P 6E5 Canada
PHONE (604) 253-3158

Client: **Equity Exploration Consultants Ltd.**
#1510 - 250 Howe St.
Vancouver British Columbia V6C 3R8 Canada

Project: MAX
Report Date: June 25, 2019

CERTIFICATE OF ANALYSIS VAN19001351.1

	Method	WGHT	FA430	MA200	MA200	MA200	MA200	MA200	MA200	MA200	MA200	MA200	MA200	MA200	MA200	MA200	MA200	MA200	MA200	MA200	MA200
	Analyte	Wgt	Au	Mo	Cu	Pb	Zn	Ag	Ni	Co	Mn	Fe	As	U	Th	Sr	Cd	Sb	Bi	V	Ca
	Unit	kg	ppm	ppm	ppm	ppm	ppm	ppm	ppm	ppm	ppm	%	ppm	ppm	ppm	ppm	ppm	ppm	ppm	ppm	%
	MDL	0.01	0.005	0.1	0.1	0.1	1	0.1	0.1	0.2	1	0.01	1	0.1	0.1	1	0.1	0.1	0.1	1	0.01
A00348486	Rock	1.38	0.022	1.0	1112.7	3.4	26	0.8	5.7	9.7	372	1.83	16	0.3	<0.1	44	0.3	32.5	<0.1	121	1.70
A00348487	Rock	0.84	0.006	0.5	107.9	4.9	92	0.1	18.0	32.1	1430	7.05	7	0.7	1.3	712	0.2	1.4	<0.1	323	5.66
A00348488	Rock	1.95	0.071	2.3	35.3	10.6	45	0.5	2.2	1.8	1198	6.90	29	0.8	2.5	696	<0.1	3.8	0.1	248	4.76
A00348489	Rock	1.83	0.012	1.2	191.3	7.8	134	0.3	8.2	24.6	1819	6.72	5	0.5	1.2	689	0.2	1.0	<0.1	297	5.74
A00348490	Rock	1.39	0.010	2.4	35.6	5.2	117	0.1	22.2	28.4	2263	6.39	9	0.9	1.8	334	0.3	2.2	0.2	286	6.32
A00348491	Rock	1.31	0.011	4.7	47.2	7.3	81	0.1	8.5	16.7	1731	7.34	10	1.0	1.6	651	0.2	3.9	<0.1	324	5.37
A00348492	Rock	1.83	0.014	1.4	152.8	5.8	112	0.2	8.1	28.7	1474	6.88	9	0.9	1.8	621	0.1	2.5	<0.1	271	4.70
A00348493	Rock	0.71	<0.005	1.1	3.6	2.8	37	<0.1	1.3	4.2	654	2.07	3	1.1	2.7	199	<0.1	<0.1	<0.1	34	1.50
A00348494	Rock Pulp	0.07	0.707	299.6	5275.7	19.7	84	0.8	38.7	15.4	543	4.92	25	4.0	14.9	317	0.5	3.5	0.6	120	2.51
A00348495	Rock	1.22	0.008	1.1	62.2	4.4	64	0.1	16.3	22.6	1348	7.21	11	0.8	1.4	795	<0.1	4.5	<0.1	375	6.39

This report supersedes all previous preliminary and final reports with this file number dated prior to the date on this certificate. Signature indicates final approval; preliminary reports are unsigned and should be used for reference only.

BUREAU VERITAS
MINERAL LABORATORIES
Canada

www.bureauveritas.com/um

Bureau Veritas Commodities Canada Ltd.

9050 Shaughnessy St Vancouver British Columbia V6P 6E5 Canada
PHONE (604) 253-3158

Client: **Equity Exploration Consultants Ltd.**
#1510 - 250 Howe St.
Vancouver British Columbia V6C 3R8 Canada

Project: MAX
Report Date: June 25, 2019

CERTIFICATE OF ANALYSIS VAN19001351.1

	Method	MA200	MA200	MA200	MA200	MA200	MA200	MA200	MA200	MA200	MA200	MA200	MA200	MA200	MA200	MA200	MA200	MA200	MA200	MA200	MA200
	Analyte	P	La	Cr	Mg	Ba	Ti	Al	Na	K	W	Zr	Ce	Sn	Y	Nb	Ta	Be	Sc	Li	S
	Unit	%	ppm	ppm	%	ppm	%	%	%	%	ppm	ppm	ppm	ppm	ppm	ppm	ppm	ppm	ppm	ppm	%
	MDL	0.001	0.1	1	0.01	1	0.001	0.01	0.001	0.01	0.1	0.1	1	0.1	0.1	0.1	0.1	1	1	0.1	0.1
A00348486	Rock	0.012	5.9	8	0.28	458	0.049	1.07	0.018	0.50	1.1	3.6	9	<0.1	2.0	0.3	<0.1	<1	4	75.9	0.2
A00348487	Rock	0.171	11.6	31	3.05	923	0.771	8.95	3.142	1.65	0.6	57.4	24	0.9	21.9	7.2	0.5	<1	30	17.7	0.2
A00348488	Rock	0.173	9.6	7	1.30	802	0.467	9.46	3.483	1.83	0.5	12.6	18	0.8	10.9	6.1	0.3	<1	18	7.7	0.5
A00348489	Rock	0.156	6.9	3	2.27	1349	0.486	9.10	2.572	2.73	0.4	44.6	14	0.7	15.3	5.2	0.3	<1	17	13.7	<0.1
A00348490	Rock	0.122	10.8	83	5.27	178	0.513	7.69	1.516	1.66	0.4	25.6	22	2.2	20.3	4.4	0.3	<1	32	17.5	2.5
A00348491	Rock	0.140	9.1	27	2.94	120	0.522	8.32	2.348	1.92	0.4	23.7	18	0.9	16.0	4.9	0.3	<1	29	8.8	2.8
A00348492	Rock	0.177	8.3	4	2.13	1555	0.476	8.99	2.748	3.23	0.7	46.4	18	0.8	17.4	6.2	0.4	<1	17	15.4	<0.1
A00348493	Rock	0.041	12.5	3	0.52	814	0.205	6.94	3.473	1.67	0.2	53.5	24	0.6	14.8	5.1	0.4	1	7	3.1	<0.1
A00348494	Rock Pulp	0.091	28.0	67	1.50	949	0.450	7.42	2.134	3.40	3.8	65.4	56	3.1	21.0	15.2	1.2	3	13	30.0	0.5
A00348495	Rock	0.028	3.2	18	2.97	451	0.399	10.37	2.162	1.98	1.1	15.8	6	0.5	7.7	2.7	0.2	<1	26	26.4	<0.1

This report supersedes all previous preliminary and final reports with this file number dated prior to the date on this certificate. Signature indicates final approval; preliminary reports are unsigned and should be used for reference only.

BUREAU VERITAS
MINERAL LABORATORIES
Canada

www.bureauveritas.com/um

Bureau Veritas Commodities Canada Ltd.

9050 Shaughnessy St Vancouver British Columbia V6P 6E5 Canada
PHONE (604) 253-3158

Client: **Equity Exploration Consultants Ltd.**
#1510 - 250 Howe St.
Vancouver British Columbia V6C 3R8 Canada

Project: MAX
Report Date: June 25, 2019

CERTIFICATE OF ANALYSIS VAN19001351.1

	Method	MA200	MA200	MA200	MA200	MA200	MA200	MA200
	Analyte	Rb	Hf	In	Re	Se	Te	Tl
	Unit	ppm	ppm	ppm	ppm	ppm	ppm	ppm
	MDL	0.1	0.1	0.05	0.005	1	0.5	0.5
A00348486	Rock	16.9	<0.1	<0.05	<0.005	2	<0.5	<0.5
A00348487	Rock	38.7	1.8	0.07	0.006	1	0.6	<0.5
A00348488	Rock	24.9	0.6	0.14	<0.005	<1	<0.5	<0.5
A00348489	Rock	39.8	1.3	<0.05	<0.005	<1	<0.5	<0.5
A00348490	Rock	52.9	1.1	0.29	<0.005	5	0.9	1.0
A00348491	Rock	55.4	1.1	0.09	0.018	1	0.7	<0.5
A00348492	Rock	46.0	1.5	<0.05	<0.005	<1	<0.5	<0.5
A00348493	Rock	32.1	1.8	0.07	<0.005	<1	<0.5	<0.5
A00348494	Rock Pulp	159.7	2.1	0.10	0.006	3	<0.5	1.0
A00348495	Rock	34.3	0.7	<0.05	<0.005	1	0.8	<0.5

This report supersedes all previous preliminary and final reports with this file number dated prior to the date on this certificate. Signature indicates final approval; preliminary reports are unsigned and should be used for reference only.

BUREAU VERITAS
MINERAL LABORATORIES
Canada

www.bureauveritas.com/um

Bureau Veritas Commodities Canada Ltd.
9050 Shaughnessy St Vancouver British Columbia V6P 6E5 Canada
PHONE (604) 253-3158

Client: **Equity Exploration Consultants Ltd.**
#1510 - 250 Howe St.
Vancouver British Columbia V6C 3R8 Canada

Project: MAX
Report Date: June 25, 2019

QUALITY CONTROL REPORT VAN19001351.1

	Method	WGHT	FA430	MA200	MA200	MA200	MA200	MA200	MA200	MA200	MA200	MA200	MA200	MA200	MA200	MA200	MA200	MA200	MA200	MA200	MA200
	Analyte	Wgt	Au	Mo	Cu	Pb	Zn	Ag	Ni	Co	Mn	Fe	As	U	Th	Sr	Cd	Sb	Bi	V	Ca
	Unit	kg	ppm	ppm	ppm	ppm	ppm	ppm	ppm	ppm	ppm	%	ppm	ppm	ppm	ppm	ppm	ppm	ppm	ppm	%
	MDL	0.01	0.005	0.1	0.1	0.1	1	0.1	0.1	0.2	1	0.01	1	0.1	0.1	1	0.1	0.1	0.1	1	0.01
Pulp Duplicates																					
A00348463	Rock	1.89	0.011	1.6	95.3	3.5	102	0.1	31.9	28.3	1703	6.67	9	0.8	1.6	550	0.3	1.4	<0.1	289	6.49
REP A00348463	QC			1.4	92.7	3.4	96	0.1	29.9	26.0	1675	6.56	8	0.8	1.5	533	0.1	1.3	<0.1	292	6.38
REP A00348464	QC		0.012																		
A00348495	Rock	1.22	0.008	1.1	62.2	4.4	64	0.1	16.3	22.6	1348	7.21	11	0.8	1.4	795	<0.1	4.5	<0.1	375	6.39
REP A00348495	QC		0.008																		
Core Reject Duplicates																					
A00348464	Rock	1.80	0.013	0.2	155.6	2.1	107	0.2	18.3	48.2	1531	9.76	4	<0.1	<0.1	907	0.1	1.1	<0.1	551	9.96
DUP A00348464	QC		0.011	0.2	152.2	2.0	99	0.2	16.8	46.2	1507	9.57	6	<0.1	<0.1	904	0.2	1.0	<0.1	548	9.77
Reference Materials																					
STD OREAS25A-4A	Standard			2.5	35.3	23.8	56	<0.1	45.4	7.8	512	6.83	9	2.8	14.7	46	0.2	0.5	0.4	161	0.28
STD OREAS25A-4A	Standard			2.6	34.5	25.6	44	<0.1	47.7	8.6	489	6.73	10	2.9	16.7	48	<0.1	0.7	0.3	152	0.28
STD OREAS25A-4A	Standard			2.4	35.0	24.0	44	<0.1	46.4	7.6	480	6.57	10	2.7	14.8	47	<0.1	0.5	0.3	160	0.28
STD OREAS45E	Standard			2.5	777.1	18.0	54	0.4	471.9	57.0	579	25.19	17	2.5	13.3	16	0.2	1.1	0.3	330	0.07
STD OREAS45E	Standard			2.4	782.1	18.4	45	0.3	479.9	64.8	567	26.25	17	2.5	14.1	18	<0.1	1.1	0.2	321	0.07
STD OREAS45E	Standard			2.3	808.9	17.6	46	0.3	488.7	60.4	574	25.32	17	2.4	12.8	17	<0.1	1.0	0.3	340	0.06
STD OXC145	Standard		0.209																		
STD OXH139	Standard		1.302																		
STD OXN134	Standard		7.541																		
STD OXN134 Expected			7.667																		
STD OXC145 Expected			0.212																		
STD OXH139 Expected			1.312																		
STD OREAS25A-4A Expected				2.41	33.9	25.2	44.4		45.8	7.7	480	6.6	9.94	2.94	15.8	48.5		0.65	0.37	157	0.301
STD OREAS45E Expected				2.4	780	18.2	46.7	0.311	454	57	570	24.12	16.3	2.41	12.9	15.9	0.06	1	0.28	322	0.065
BLK	Blank			<0.1	<0.1	<0.1	<1	<0.1	<0.1	<0.2	<1	<0.01	<1	<0.1	<0.1	<1	<0.1	<0.1	<0.1	<1	<0.01
BLK	Blank			<0.1	0.2	<0.1	2	<0.1	0.3	<0.2	2	<0.01	<1	<0.1	<0.1	<1	<0.1	<0.1	<0.1	<1	<0.01
BLK	Blank		<0.005																		
BLK	Blank		0.008																		
BLK	Blank			<0.1	<0.1	<0.1	<1	<0.1	0.1	<0.2	<1	<0.01	<1	<0.1	<0.1	<1	<0.1	<0.1	<0.1	<1	<0.01

This report supersedes all previous preliminary and final reports with this file number dated prior to the date on this certificate. Signature indicates final approval; preliminary reports are unsigned and should be used for reference only.

BUREAU VERITAS
MINERAL LABORATORIES
Canada

www.bureauveritas.com/um

Bureau Veritas Commodities Canada Ltd.
9050 Shaughnessy St Vancouver British Columbia V6P 6E5 Canada
PHONE (604) 253-3158

Client: **Equity Exploration Consultants Ltd.**
#1510 - 250 Howe St.
Vancouver British Columbia V6C 3R8 Canada

Project: MAX
Report Date: June 25, 2019

QUALITY CONTROL REPORT VAN19001351.1

	Method	MA200	MA200	MA200	MA200	MA200	MA200	MA200	MA200	MA200	MA200	MA200	MA200	MA200	MA200	MA200	MA200	MA200	MA200	MA200	MA200
	Analyte	P	La	Cr	Mg	Ba	Ti	Al	Na	K	W	Zr	Ce	Sn	Y	Nb	Ta	Be	Sc	Li	S
	Unit	%	ppm	ppm	%	ppm	%	%	%	%	ppm	ppm	ppm	ppm	ppm	ppm	ppm	ppm	ppm	ppm	%
	MDL	0.001	0.1	1	0.01	1	0.001	0.01	0.001	0.01	0.1	0.1	1	0.1	0.1	0.1	0.1	1	1	0.1	0.1
Pulp Duplicates																					
A00348463	Rock	0.135	8.7	104	3.90	977	0.494	8.00	1.942	2.62	0.4	11.3	19	0.3	15.9	3.8	0.2	<1	33	18.7	1.0
REP A00348463	QC	0.130	8.4	103	3.85	1179	0.479	7.90	1.907	2.58	0.3	10.7	18	0.4	15.6	3.6	0.2	<1	32	19.7	1.0
REP A00348464	QC																				
A00348495	Rock	0.028	3.2	18	2.97	451	0.399	10.37	2.162	1.98	1.1	15.8	6	0.5	7.7	2.7	0.2	<1	26	26.4	<0.1
REP A00348495	QC																				
Core Reject Duplicates																					
A00348464	Rock	0.020	2.1	9	4.24	175	0.482	9.38	0.790	0.63	0.5	12.6	5	0.3	10.4	0.4	<0.1	<1	37	25.5	<0.1
DUP A00348464	QC	0.019	1.8	10	4.18	173	0.468	9.32	0.760	0.63	0.4	12.4	5	0.3	9.7	0.4	<0.1	<1	37	24.1	<0.1
Reference Materials																					
STD OREAS25A-4A	Standard	0.046	20.3	109	0.35	148	0.940	9.34	0.140	0.51	1.8	154.2	48	3.6	10.8	20.4	1.4	<1	13	40.4	<0.1
STD OREAS25A-4A	Standard	0.052	23.1	123	0.36	148	0.946	9.49	0.132	0.50	1.9	155.5	49	4.1	9.7	19.5	1.4	<1	13	40.1	<0.1
STD OREAS25A-4A	Standard	0.051	20.8	113	0.33	147	0.950	9.37	0.133	0.50	1.7	146.6	46	3.7	10.3	19.7	1.4	<1	13	36.7	<0.1
STD OREAS45E	Standard	0.034	11.1	1014	0.17	258	0.548	7.17	0.058	0.36	1.0	100.7	25	1.3	8.3	6.8	0.5	1	98	7.3	<0.1
STD OREAS45E	Standard	0.035	11.3	1022	0.17	252	0.548	7.36	0.059	0.35	1.1	97.7	24	1.1	8.0	6.1	0.5	<1	95	7.5	<0.1
STD OREAS45E	Standard	0.036	11.3	1074	0.17	259	0.561	7.27	0.063	0.36	1.0	106.7	24	1.1	8.2	6.4	0.5	<1	95	6.5	<0.1
STD OXC145	Standard																				
STD OXH139	Standard																				
STD OXN134	Standard																				
STD OXN134 Expected																					
STD OXC145 Expected																					
STD OXH139 Expected																					
STD OREAS25A-4A Expected		0.048	21.8	115	0.327	147	0.93	8.87	0.131	0.482	2	155	47.3	4.06	10.5	20.9	1.4	0.93	13.7	36.7	0.047
STD OREAS45E Expected		0.034	11	979	0.156	252	0.559	6.78	0.059	0.324	1.07	97	23.5	1.32	8.28	6.8	0.54		93	6.58	0.046
BLK	Blank	<0.001	<0.1	<1	<0.01	<1	<0.001	<0.01	0.002	<0.01	<0.1	<0.1	<1	<0.1	<0.1	<0.1	<0.1	<1	<1	<0.1	<0.1
BLK	Blank	<0.001	<0.1	<1	<0.01	<1	<0.001	<0.01	0.004	<0.01	<0.1	<0.1	<1	<0.1	<0.1	<0.1	<0.1	<1	<1	<0.1	<0.1
BLK	Blank																				
BLK	Blank																				
BLK	Blank	<0.001	<0.1	<1	<0.01	<1	<0.001	<0.01	0.002	<0.01	<0.1	<0.1	<1	<0.1	<0.1	<0.1	<0.1	<1	<1	<0.1	<0.1

This report supersedes all previous preliminary and final reports with this file number dated prior to the date on this certificate. Signature indicates final approval; preliminary reports are unsigned and should be used for reference only.

BUREAU VERITAS
MINERAL LABORATORIES
Canada

www.bureauveritas.com/um

Bureau Veritas Commodities Canada Ltd.
9050 Shaughnessy St Vancouver British Columbia V6P 6E5 Canada
PHONE (604) 253-3158

Client: **Equity Exploration Consultants Ltd.**
#1510 - 250 Howe St.
Vancouver British Columbia V6C 3R8 Canada

Project: MAX
Report Date: June 25, 2019

QUALITY CONTROL REPORT VAN19001351.1

	Method	MA200	MA200	MA200	MA200	MA200	MA200	MA200
	Analyte	Rb	Hf	In	Re	Se	Te	Tl
	Unit	ppm	ppm	ppm	ppm	ppm	ppm	ppm
	MDL	0.1	0.1	0.05	0.005	1	0.5	0.5
Pulp Duplicates								
A00348463	Rock	67.2	0.5	<0.05	0.006	2	1.6	<0.5
REP A00348463	QC	65.1	0.5	0.06	<0.005	2	1.2	<0.5
REP A00348464	QC							
A00348495	Rock	34.3	0.7	<0.05	<0.005	1	0.8	<0.5
REP A00348495	QC							
Core Reject Duplicates								
A00348464	Rock	20.2	0.7	<0.05	0.005	<1	0.7	<0.5
DUP A00348464	QC	19.5	0.6	<0.05	<0.005	<1	1.1	<0.5
Reference Materials								
STD OREAS25A-4A	Standard	58.5	4.0	0.09	<0.005	4	<0.5	<0.5
STD OREAS25A-4A	Standard	61.5	4.4	0.09	<0.005	3	<0.5	<0.5
STD OREAS25A-4A	Standard	59.4	3.7	0.06	<0.005	3	<0.5	<0.5
STD OREAS45E	Standard	21.1	3.0	0.09	<0.005	3	<0.5	<0.5
STD OREAS45E	Standard	22.1	3.0	0.08	<0.005	3	<0.5	<0.5
STD OREAS45E	Standard	21.8	2.9	0.11	<0.005	2	<0.5	<0.5
STD OXC145	Standard							
STD OXH139	Standard							
STD OXN134	Standard							
STD OXN134 Expected								
STD OXC145 Expected								
STD OXH139 Expected								
STD OREAS25A-4A Expected		61	4.14	0.09		2.4		0.35
STD OREAS45E Expected		21.2	3.11	0.099		2.97	0.1	0.15
BLK	Blank	<0.1	<0.1	<0.05	<0.005	2	<0.5	<0.5
BLK	Blank	<0.1	<0.1	<0.05	<0.005	<1	<0.5	<0.5
BLK	Blank							
BLK	Blank							
BLK	Blank	0.2	<0.1	<0.05	<0.005	<1	<0.5	<0.5

This report supersedes all previous preliminary and final reports with this file number dated prior to the date on this certificate. Signature indicates final approval; preliminary reports are unsigned and should be used for reference only.

BUREAU VERITAS
MINERAL LABORATORIES
Canada

www.bureauveritas.com/um

Bureau Veritas Commodities Canada Ltd.

9050 Shaughnessy St Vancouver British Columbia V6P 6E5 Canada
PHONE (604) 253-3158

Client: **Equity Exploration Consultants Ltd.**
#1510 - 250 Howe St.
Vancouver British Columbia V6C 3R8 Canada

Project: MAX
Report Date: June 25, 2019

QUALITY CONTROL REPORT VAN19001351.1

		WGHT	FA430	MA200	MA200	MA200	MA200	MA200	MA200	MA200	MA200	MA200	MA200	MA200	MA200	MA200	MA200	MA200	MA200	MA200	MA200
		Wgt	Au	Mo	Cu	Pb	Zn	Ag	Ni	Co	Mn	Fe	As	U	Th	Sr	Cd	Sb	Bi	V	Ca
		kg	ppm	ppm	ppm	ppm	ppm	ppm	ppm	ppm	ppm	%	ppm	ppm	ppm	ppm	ppm	ppm	ppm	ppm	%
		0.01	0.005	0.1	0.1	0.1	1	0.1	0.1	0.2	1	0.01	1	0.1	0.1	1	0.1	0.1	0.1	1	0.01
Prep Wash																					
ROCK-VAN	Prep Blank		<0.005	1.1	2.8	2.8	41	<0.1	1.7	4.2	705	2.20	<1	1.2	2.6	198	<0.1	<0.1	<0.1	39	1.37
ROCK-VAN	Prep Blank		<0.005	1.2	3.2	3.1	39	<0.1	1.3	4.0	710	2.22	<1	1.4	3.0	218	<0.1	0.1	<0.1	34	1.45

This report supersedes all previous preliminary and final reports with this file number dated prior to the date on this certificate. Signature indicates final approval; preliminary reports are unsigned and should be used for reference only.

BUREAU VERITAS
MINERAL LABORATORIES
Canada

www.bureauveritas.com/um

Bureau Veritas Commodities Canada Ltd.
9050 Shaughnessy St Vancouver British Columbia V6P 6E5 Canada
PHONE (604) 253-3158

Client: **Equity Exploration Consultants Ltd.**
#1510 - 250 Howe St.
Vancouver British Columbia V6C 3R8 Canada

Project: MAX
Report Date: June 25, 2019

QUALITY CONTROL REPORT VAN19001351.1

		MA200 P % 0.001	MA200 La ppm 0.1	MA200 Cr ppm 1	MA200 Mg % 0.01	MA200 Ba ppm 1	MA200 Ti % 0.001	MA200 Al % 0.01	MA200 Na % 0.001	MA200 K % 0.01	MA200 W ppm 0.1	MA200 Zr ppm 0.1	MA200 Ce ppm 1	MA200 Sn ppm 0.1	MA200 Y ppm 0.1	MA200 Nb ppm 0.1	MA200 Ta ppm 0.1	MA200 Be ppm 1	MA200 Sc ppm 1	MA200 Li ppm 0.1	MA200 S % 0.1
Prep Wash																					
ROCK-VAN	Prep Blank	0.042	12.6	5	0.62	854	0.209	7.25	3.846	1.73	0.3	51.4	27	0.7	16.7	5.8	0.4	1	8	1.5	<0.1
ROCK-VAN	Prep Blank	0.043	13.6	3	0.53	894	0.199	7.15	3.746	1.68	0.2	59.7	28	0.8	17.2	5.8	0.4	<1	7	1.4	<0.1

This report supersedes all previous preliminary and final reports with this file number dated prior to the date on this certificate. Signature indicates final approval; preliminary reports are unsigned and should be used for reference only.

BUREAU VERITAS
MINERAL LABORATORIES
Canada

www.bureauveritas.com/um

Bureau Veritas Commodities Canada Ltd.

9050 Shaughnessy St Vancouver British Columbia V6P 6E5 Canada
PHONE (604) 253-3158

Client: **Equity Exploration Consultants Ltd.**
#1510 - 250 Howe St.
Vancouver British Columbia V6C 3R8 Canada

Project: MAX
Report Date: June 25, 2019

QUALITY CONTROL REPORT VAN19001351.1

		MA200 Rb ppm 0.1	MA200 Hf ppm 0.1	MA200 In ppm 0.05	MA200 Re ppm 0.005	MA200 Se ppm 1	MA200 Te ppm 0.5	MA200 Tl ppm 0.5
Prep Wash								
ROCK-VAN	Prep Blank	29.6	1.7	<0.05	<0.005	<1	<0.5	<0.5
ROCK-VAN	Prep Blank	28.1	1.8	<0.05	<0.005	1	<0.5	<0.5

This report supersedes all previous preliminary and final reports with this file number dated prior to the date on this certificate. Signature indicates final approval; preliminary reports are unsigned and should be used for reference only.

Appendix E: Max 2019 Surveyed

Collar Information

This appendix contains the most up-to-date collar coordinates[1] for all 2019 drill holes. The survey type used to locate the collar is indicated as handheld Recreational Grade GPS ("RG-GPS").

Table E-1: Survey collar information for 2019 reverse circulation drill holes

Hole ID	Easting	Northing	Elevation (m)	Length (m)	Azimuth (°)	Dip (°)	Survey Type
MAX19-001	433305	6084971	1102	19.8	N/A	-90	RG-GPS
MAX19-002	432877	6085016	1119	24.4	N/A	-90	RG-GPS
MAX19-003	432890	6085553	1234	9.1	N/A	-90	RG-GPS
MAX19-004	433320	6085512	1147	30.5	N/A	-90	RG-GPS
MAX19-005	432929	6086036	1229	7.6	N/A	-90	RG-GPS
MAX19-006	432943	6086453	1227	21.3	N/A	-90	RG-GPS
MAX19-007	433128	6086084	1204	13.7	N/A	-90	RG-GPS
MAX19-008	433081	6086352	1216	41.1	N/A	-90	RG-GPS
MAX19-009	433380	6085997	1176	47.2	N/A	-90	RG-GPS
MAX19-010	433372	6086445	1229	9.1	N/A	-90	RG-GPS
MAX19-011	433854	6086499	1193	45.7	N/A	-90	RG-GPS
MAX19-012	433872	6085560	1151	12.2	N/A	-90	RG-GPS
MAX19-013	434343	6085439	1140	29	N/A	-90	RG-GPS
MAX19-014	433441	6086726	1252	6.1	N/A	-90	RG-GPS
MAX19-015	433442	6086718	1260	33.5	N/A	-90	RG-GPS
MAX19-016	433962	6086066	1168	36.6	N/A	-90	RG-GPS
MAX19-017	432902	6087059	1300	36.6	N/A	-90	RG-GPS
MAX19-018	432681	6086525	1262	9.1	N/A	-90	RG-GPS
MAX19-019	432907	6086776	1265	44.2	N/A	-90	RG-GPS
MAX19-020	433917	6086960	1218	15.2	N/A	-90	RG-GPS
MAX19-021	434324	6086433	1173	35.1	N/A	-90	RG-GPS
MAX19-22	432404	6085523	1244	9.1	N/A	-90	RG-GPS

[1] Easting and Northing coordinates are presented in UTM Zone 10, NAD83 projection

Appendix F: 2019 Reverse-

Circulation Drill Logs

This appendix contains all of the drill logs generated from the 2019 reverse-circulation drilling program in strip log format. Drill logs are arranged in order of hole number.

Max Project — Drill Log

Hole ID: Max19-001

Total Depth: 19.812m	Survey Method: RGPS+DEM	Geologist: Oscar Nielsen
Dip: -90°	Downhole Survey: No	Core Storage: Mt Milligan Mine
Azimuth: 0°	Hole Type: RC	Casing pulled: Yes
Grid: NAD83_Z10	Drill Contractor: Northspan	Cemented:
Easting: 433305	Hole Completed: Yes	Date Logged:2019-05-26
Northing: 6084971	Drill Rig: 1	Date Started: 2019-05-26
Elevation: 1102m	Prospect:Max	Date Completed: 2019-05-26
Purpose:Exploration		

Lithology	Alteration	Mineralization
Diorite	Carbonate	FeOx
Felsic Volcanics	Clay	MT
Monzonite	Gossanous	PY
Overburden	Phyllic	Veins
Tuff	Potassic	CA
Volcanics	Propylitic	EP
	Silcified	PY
	Sericite-Chlorite-Clay	QZ
	Specular Hematite	QZCA

Max19-001 Drill Log

Lithology	Au (ppm)	Cu (ppm)	Sample	From	To	Comments	Mineralization	Alteration	Vein
OVBN	0.01	102.50	A00348401	0.00	1.52	Wet material			
OVBN	0.01	76.90	A00348402	1.52	3.05				
OVBN	0.01	74.10	A00348403	3.05	4.57				
OVBN	0.01	72.10	A00348404	4.57	6.10				
OVBN	0.01	70.30	A00348405	6.10	7.62	qtz fragments and round maroon volcanics in gravel			
OVBN	0.02	114.50	A00348406	7.62	9.14				
OVBN	0.01	69.40	A00348407	9.14	10.67	colluvium angular frags, qtz vein, altered frags. Py+Mt in frags			
OVBN	0.01	35.60	A00348408	10.67	12.19	Magnetite, epidotized plag laths			
OVBN	0.01	73.00	A00348409	12.19	13.72	Magnetite, epidotized plag laths			
MNZT	0.01	323.00	A00348411	13.72	15.24				
MNZT	0.04	92.00	A00348412	15.24	16.76				
MNZT	0.01	111.60	A00348413	16.76	18.29	finely diss. Py in groundmass and in pyx			
MNZT	<0.005	100.10	A00348414	18.29	19.81				

Max Project — Drill Log

Hole ID: Max19-002

Total Depth: 24.384m	Survey Method: RGPS+DEM	Geologist: Steve Bultitude
Dip: -90°	Downhole Survey: No	Core Storage: Mt Milligan Mine
Azimuth: 0°	Hole Type: RC	Casing pulled: Yes
Grid: NAD83_Z10	Drill Contractor: Northspan	Cemented:
Easting: 432877	Hole Completed: Yes	Date Logged:2019-05-26
Northing: 6085016	Drill Rig: 2	Date Started: 2019-05-26
Elevation: 1119m	Prospect:Max	Date Completed: 2019-05-26
Purpose:Exploration		

Lithology	Alteration	Mineralization
Diorite	Carbonate	FeOx
Felsic Volcanics	Clay	MT
Monzonite	Gossanous	PY
Overburden	Phyllic	Veins
Tuff	Potassic	CA
Volcanics	Propylitic	EP
	Silcified	PY
	Sericite-Chlorite-Clay	QZ
	Specular Hematite	QZCA

Max19-002 Drill Log

Lithology	Au (ppm)	Cu (ppm)	Sample	From	To	Comments	Mineralization	Alteration	Vein
OVBN	0.01	142.10	A00349601	0.00	1.52	Organic material + sand/silt			
OVBN	0.01	112.90	A00349602	1.52	3.05	pebbly sand and mud			
OVBN	0.01	99.10	A00349603	3.05	4.57	increasing heterotlithics, Ksp pebbles			
OVBN	0.01	112.00	A00349604	4.57	6.10	f.g. Volcanics and m.g. intrusives			
OVBN	0.04	120.40	A00349605	6.10	7.62	heterolithic, rare rounds			
OVBN	0.01	77.40	A00349606	7.62	9.14	till+clay, rounded grains			
OVBN	0.01	84.50	A00349607	9.14	10.67	volcanic and intrusive pebbles and fragments			
OVBN	0.01	93.30	A00349608	10.67	12.19	very heterolithic, some oxidized fragments			
OVBN	0.01	126.70	A00349609	12.19	13.72	heterolithic, sand-pebbles, some rounded			
OVBN	0.01	98.60	A00349611	13.72	15.24	heterolithic fragments			
OVBN	0.01	101.50	A00349612	15.24	16.76	heterolithic fragments, mostly volcanics			
OVBN	0.01	197.30	A00349613	16.76	18.29	Mostly sand, f.g. volcanics (tuff?)			
TUFF	0.01	154.20	A00349614	18.29	19.81	weak epidote-sericite(?)			
TUFF	0.01	121.10	A00349615	19.81	21.34	weak-moderate epidote-chlorite			
TUFF	0.01	76.80	A00349616	21.34	22.86	moderate chlorite, weak sericite-epidote			
TUFF	<0.005	217.50	A00349617	22.86	24.38	vfg blue volcanic, epidote, broken plag. Xtals			

Max Project — Drill Log

Hole ID: Max19-003

Total Depth: 9.144m	Survey Method: RGPS+DEM	Geologist: Steve Bultitude
Dip: -90°	Downhole Survey: No	Core Storage: Mt Milligan Mine
Azimuth: 0°	Hole Type: RC	Casing pulled: Yes
Grid: NAD83_Z10	Drill Contractor: Northspan	Cemented:
Easting: 432890	Hole Completed: Yes	Date Logged:2019-05-27
Northing: 6085553	Drill Rig: 2	Date Started: 2019-05-27
Elevation: 1234m	Prospect:Max	Date Completed: 2019-05-27
Purpose:Exploration		

Lithology	Alteration	Mineralization
Diorite	Carbonate	FeOx
Felsic Volcanics	Clay	MT
Monzonite	Gossanous	PY
Overburden	Phyllic	Veins
Tuff	Potassic	CA
Volcanics	Propylitic	EP
	Silcified	PY
	Sericite-Chlorite-Clay	QZ
	Specular Hematite	QZCA

Max19-003 Drill Log

Lithology	Au (ppm)	Cu (ppm)	Sample	From	To	Comments	Mineralization	Alteration	Vein
TUFF	<0.005	75.40	A00349619	0.00	1.52	Angular fragments and sand			
TUFF	0.01	91.90	A00349621	1.52	3.05	fg mafic, oxidized py			
TUFF	0.01	94.70	A00349622	3.05	4.57	f.g., xtals moderate, oxidized py			
TUFF	0.01	118.50	A00349623	4.57	6.10	1-3 mm epidote epidote veins, weak sericite, vfg			
TUFF	0.01	175.30	A00349624	6.10	7.62	10-15% pure epidote chips			
TUFF	0.01	209.40	A00349625	7.62	9.14	10-15% epidote veins w/ calcite, 2% diss. Py, EOH			

Max Project — Drill Log

Hole ID: Max19-004

Total Depth: 30.48m	Survey Method: RGPS+DEM	Geologist: Oscar Nielsen
Dip: -90°	Downhole Survey: No	Core Storage: Mt Milligan Mine
Azimuth: 0°	Hole Type: RC	Casing pulled: Yes
Grid: NAD83_Z10	Drill Contractor: Northspan	Cemented:
Easting: 433320	Hole Completed: Yes	Date Logged:2019-05-27
Northing: 6085512	Drill Rig: 1	Date Started: 2019-05-27
Elevation: 1147m	Prospect:Max	Date Completed: 2019-05-27
Purpose:Exploration		

Lithology	Alteration	Mineralization
Diorite	Carbonate	FeOx
Felsic Volcanics	Clay	MT
Monzonite	Gossanous	PY
Overburden	Phyllic	Veins
Tuff	Potassic	CA
Volcanics	Propylitic	EP
	Silcified	PY
	Sericite-Chlorite-Clay	QZ
	Specular Hematite	QZCA

Max19-004 Drill Log

Lithology	Au (ppm)	Cu (ppm)	Sample	From	To	Comments	Mineralization	Alteration	Vein
OVBN	0.01	155.40	A00348416	0.00	3.05	No reject because of low material volume			
OVBN	0.01	104.40	A00348417	3.05	6.10	insufficient material 10-15ft			
OVBN	0.01	82.20	A00348418	6.10	7.62	rounded pebbles of diverse origin			
OVBN	<0.005	88.20	A00348419	7.62	9.14	wet sample. Mixed source, subangular rock, pink granitoid, angular subrounded frags			
OVBN	<0.005	89.80	A00348421	9.14	10.67				
OVBN	<0.005	73.00	A00348422	10.67	12.19	locally sourced, lots of alt. volcanics, slate, qtz, pink granitoid, angular-subrounded frags, wet sample			
OVBN	0.01	85.10	A00348423	12.19	13.72	Sparse megacrystic plag-andesite in till material			
OVBN	0.01	79.30	A00348424	13.72	15.24				
OVBN	0.01	104.00	A00348425	15.24	16.76				
OVBN	0.01	87.00	A00348426	16.76	18.29				
OVBN	0.01	117.00	A00348427	18.29	19.81				
OVBN	0.01	149.20	A00348428	19.81	21.34				
OVBN	0.01	122.80	A00348429	21.34	22.86				
TUFF	<0.005	75.30	A00348431	22.86	24.38	Top of BDRK			
TUFF	<0.005	106.60	A00348432	24.38	25.91	Py vein observed in chip			
TUFF	0.01	116.40	A00348433	25.91	27.43				
TUFF	0.01	83.80	A00348434	27.43	28.96				
TUFF	0.01	103.20	A00348436	28.96	30.48	EOH			

Max Project — Drill Log

Hole ID: Max19-005

Total Depth: 7.62m	Survey Method: RGPS+DEM	Geologist: Steve Bultitude
Dip: -90°	Downhole Survey: No	Core Storage: Mt Milligan Mine
Azimuth: 0°	Hole Type: RC	Casing pulled: Yes
Grid: NAD83_Z10	Drill Contractor: Northspan	Cemented:
Easting: 432929	Hole Completed: Yes	Date Logged:2019-05-27
Northing: 6086036	Drill Rig: 2	Date Started: 2019-05-27
Elevation: 1229m	Prospect:Max	Date Completed: 2019-05-27
Purpose:Exploration		

Lithology	Alteration	Mineralization
Diorite	Carbonate	FeOx
Felsic Volcanics	Clay	MT
Monzonite	Gossanous	PY
Overburden	Phyllic	Veins
Tuff	Potassic	CA
Volcanics	Propylitic	EP
	Silcified	PY
	Sericite-Chlorite-Clay	QZ
	Specular Hematite	QZCA

Max19-005 Drill Log

Lithology	Au (ppm)	Cu (ppm)	Sample	From	To	Comments	Mineralization	Alteration	Vein
OVBN	0.01	142.90	A00349627	0.00	1.52	Heterolithic, rounded grains, organics			
DIOR	0.01	148.40	A00349628	1.52	3.05	20-30% pyx. Phenos, 10% epidote-rich chips (vein?)			
DIOR	0.01	157.30	A00349629	3.05	4.57	weak epidote, diss. Magnetite, hbld and pyx			
DIOR	0.01	183.30	A00349631	4.57	6.10	pyx and mag. Diorite			
DIOR	0.01	164.30	A00349632	6.10	7.62	weak epidote-sericite, diss. Mag., EOH			

Max Project — Drill Log

Hole ID: Max19-006

Total Depth: 21.336m	Survey Method: RGPS+DEM	Geologist: Steve Bultitude
Dip: -90°	Downhole Survey: No	Core Storage: Mt Milligan Mine
Azimuth: 0°	Hole Type: RC	Casing pulled: Yes
Grid: NAD83_Z10	Drill Contractor: Northspan	Cemented:
Easting: 432943	Hole Completed: Yes	Date Logged:2019-05-28
Northing: 6086453	Drill Rig: 2	Date Started: 2019-05-28
Elevation: 1227m	Prospect:Max	Date Completed: 2019-05-28
Purpose:Exploration		

Lithology	Alteration	Mineralization
Diorite	Carbonate	FeOx
Felsic Volcanics	Clay	MT
Monzonite	Gossanous	PY
Overburden	Phyllic	Veins
Tuff	Potassic	CA
Volcanics	Propylitic	EP
	Silcified	PY
	Sericite-Chlorite-Clay	QZ
	Specular Hematite	QZCA

Max19-006 Drill Log

Lithology	Au (ppm)	Cu (ppm)	Sample	From	To	Comments	Mineralization	Alteration	Vein
OVBN	0.01	149.20	A00349634	0.00	1.52	organics + DIOR boulder			
OVBN	0.01	95.70	A00349635	1.52	3.05	silty gravel + weak organics			
OVBN	0.01	100.40	A00349636	3.05	4.57	heterolithic, poorly sorted, rounded			
OVBN	0.01	100.10	A00349637	4.57	6.10	same as above			
OVBN	0.01	76.30	A00349638	6.10	7.62	some silt/clay laminated chunks			
OVBN	0.02	230.60	A00349639	7.62	9.14	Saturated, rounded gravel			
OVBN	0.02	186.60	A00349641	9.14	10.67	heterolithic			
OVBN	2.63	136.00	A00349642	10.67	12.19	rare rounded clasts, heterolithic			
OVBN	0.01	224.10	A00349643	12.19	13.72	mostly intrusive and volcanic			
DIOR	0.01	333.50	A00349644	13.72	15.24	moderate epidote-sericite alt.			
DIOR	0.01	140.00	A00349645	15.24	16.76	moderate epidote-sericite alt., diss. Mag 3%			
DIOR	0.01	72.30	A00349646	16.76	18.29	moderate epidote-sericite alt., diss. Mag 3%, weaker alt. than previous interval			
DIOR	0.01	95.70	A00349647	18.29	19.81	unknown purple-violet aphanitic vein material			
DIOR	0.01	162.60	A00349648	19.81	21.34	unknown purple-violet aphanitic vein material			

Max Project — Drill Log

Hole ID: Max19-007

Total Depth: 13.716m	Survey Method: RGPS+DEM	Geologist: Oscar Nielsen
Dip: -90°	Downhole Survey: No	Core Storage: Mt Milligan Mine
Azimuth: 0°	Hole Type: RC	Casing pulled: Yes
Grid: NAD83_Z10	Drill Contractor: Northspan	Cemented:
Easting: 433128	Hole Completed: Yes	Date Logged:2019-05-28
Northing: 6086085	Drill Rig: 1	Date Started: 2019-05-28
Elevation: 1204m	Prospect:Max	Date Completed: 2019-05-28
Purpose:Exploration		

Lithology	Alteration	Mineralization
Diorite	Carbonate	FeOx
Felsic Volcanics	Clay	MT
Monzonite	Gossanous	PY
Overburden	Phyllic	Veins
Tuff	Potassic	CA
Volcanics	Propylitic	EP
	Silcified	PY
	Sericite-Chlorite-Clay	QZ
	Specular Hematite	QZCA

Max19-007 Drill Log

Lithology	Au (ppm)	Cu (ppm)	Sample	From	To	Comments	Mineralization	Alteration	Vein
OVBN	0.01	106.20	A00348437	0.00	1.52	Subrounded pebbles in an oxidized brown soil			
OVBN	0.01	76.80	A00348438	1.52	3.05				
OVBN	0.01	65.80	A00348439	3.05	4.57				
OVBN	0.01	96.10	A00348441	4.57	6.10				
DIOR	0.01	285.00	A00348442	6.10	7.62				
DIOR	0.01	270.00	A00348443	7.62	9.14	chlorite-epidote-sericite, <1% milky quartz			
DIOR	0.02	201.50	A00348444	9.14	10.67				
DIOR	0.03	210.80	A00348445	10.67	12.19	v. small reflective flakes, not py			
DIOR	0.01	158.00	A00348446	12.19	13.72	FeOx faces, chunks of red clay			

Max Project — Drill Log

Hole ID: Max19-008

Total Depth: 41.148m	Survey Method: RGPS+DEM	Geologist: Steve Bultitude
Dip: -90°	Downhole Survey: No	Core Storage: Mt Milligan Mine
Azimuth: 0°	Hole Type: RC	Casing pulled: Yes
Grid: NAD83_Z10	Drill Contractor: Northspan	Cemented:
Easting: 433081	Hole Completed: Yes	Date Logged:2019-05-29
Northing: 6086352	Drill Rig: 2	Date Started: 2019-05-29
Elevation: 1216m	Prospect:Max	Date Completed: 2019-05-29
Purpose:Exploration		

Lithology	Alteration	Mineralization
Diorite	Carbonate	FeOx
Felsic Volcanics	Clay	MT
Monzonite	Gossanous	PY
Overburden	Phyllic	Veins
Tuff	Potassic	CA
Volcanics	Propylitic	EP
	Silcified	PY
	Sericite-Chlorite-Clay	QZ
	Specular Hematite	QZCA

Max19-008 Drill Log

Lithology	Au (ppm)	Cu (ppm)	Sample	From	To	Comments	Mineralization	Alteration	Vein
OVBN	0.01	152.60	A00349651	0.00	1.52	Till + topsoil			
OVBN	0.01	139.90	A00349652	1.52	3.05	angular fragments of intrusive/volcanic			
OVBN	0.01	135.20	A00349653	3.05	4.57	heterolithic, rounded			
OVBN	0.01	116.20	A00349654	4.57	6.10	mixed int./volc.			
OVBN	0.01	119.80	A00349655	6.10	7.62	heterolithic, rounded			
OVBN	0.01	171.40	A00349656	7.62	9.14	heterolithic, rounded			
OVBN	0.01	160.60	A00349657	9.14	10.67	heterolithic, rounded			
OVBN	0.01	156.70	A00349658	10.67	12.19	heterolithic, rounded, large fragments			
OVBN	0.01	170.90	A00349659	12.19	13.72	heterolithic, rounded, large fragments			
OVBN	0.01	155.60	A00349661	13.72	15.24	heterolithic, rounded, large fragments			
OVBN	0.01	208.20	A00349662	15.24	16.76	Clay seam			
OVBN	0.01	272.70	A00349663	16.76	18.29	Clay seam			
OVBN	0.01	274.60	A00349664	18.29	19.81	Gravel, increasingly homolithic			
OVBN	0.01	277.40	A00349665	19.81	21.34	Saturated, sandy			
OVBN	0.01	282.30	A00349666	21.34	22.86	Saturated, sandy			
OVBN	0.01	298.60	A00349667	22.86	24.38	pebble of int.			
OVBN	0.01	285.90	A00349668	24.38	25.91	BDRK?			
OVBN	0.01	236.60	A00349669	25.91	27.43	Vol. and Int.			
OVBN	0.01	230.50	A00349671	27.43	28.96	Sand and clay increasing, heterolithic			
OVBN	0.02	291.00	A00349672	28.96	30.48	int. and epidote fragments			
DIOR	0.01	223.10	A00349673	30.48	32.00	int+ep+qtz			
DIOR	0.01	222.70	A00349674	32.00	33.53	sand? BDRK?			
DIOR	0.02	331.20	A00349675	33.53	35.05	sandy			
DIOR	0.01	166.80	A00349676	35.05	36.58	angular gravel and sand			
DIOR	0.02	170.40	A00349677	36.58	38.10				
DIOR	0.01	707.80	A00349678	38.10	39.62	BDRK= prop. Altered DIOR			
DIOR	0.01	479.70	A00349679	39.62	41.15	EOH			

Max Project — Drill Log

Hole ID: Max19-009

Total Depth: 47.244m	Survey Method: RGPS+DEM	Geologist: Oscar Nielsen
Dip: -90°	Downhole Survey: No	Core Storage: Mt Milligan Mine
Azimuth: 0°	Hole Type: RC	Casing pulled: Yes
Grid: NAD83_Z10	Drill Contractor: Northspan	Cemented:
Easting: 433380	Hole Completed: Yes	Date Logged:2019-05-29
Northing: 6085997	Drill Rig: 1	Date Started: 2019-05-29
Elevation: 1176m	Prospect:Max	Date Completed: 2019-05-29
Purpose:Exploration		

Lithology	Alteration	Mineralization
Diorite	Carbonate	FeOx
Felsic Volcanics	Clay	MT
Monzonite	Gossanous	PY
Overburden	Phyllic	Veins
Tuff	Potassic	CA
Volcanics	Propylitic	EP
	Silcified	PY
	Sericite-Chlorite-Clay	QZ
	Specular Hematite	QZCA

Max19-009 Drill Log

Lithology	Au (ppm)	Cu (ppm)	Sample	From	To	Comments	Mineralization	Alteration	Vein
OVBN	0.02	186.20	A00348448	0.00	1.52				
OVBN	0.02	152.90	A00348449	1.52	3.05				
OVBN	0.01	109.40	A00349851	3.05	4.57				
OVBN	0.02	111.10	A00349852	4.57	6.10	Rounded pebbles			
OVBN	0.01	93.90	A00349853	6.10	7.62	Mostly silt/clay with rounded pebbles			
OVBN	0.01	101.20	A00349854	7.62	9.14				
OVBN	0.01	91.10	A00349855	9.14	10.67				
OVBN	0.01	105.70	A00349856	10.67	12.19				
OVBN	0.01	68.60	A00349857	12.19	13.72	sandy silt with clay			
OVBN	0.01	72.20	A00349858	13.72	15.24				
OVBN	0.01	61.30	A00349859	15.24	16.76				
OVBN	0.01	69.40	A00349861	16.76	18.29				
OVBN	0.01	90.70	A00349862	18.29	19.81	silt and clay dominate mix			
OVBN	0.02	139.10	A00349863	19.81	21.34				
OVBN	0.01	128.30	A00349864	21.34	22.86	Large angular clasts of diverse local lithologies, approx. 10% of sample			
OVBN	0.01	114.80	A00349865	22.86	24.38	same as previous, liths' in clude plag-phyric volcanic, crowded MNZT porphyry, diorite			
OVBN	0.01	94.20	A00349866	24.38	25.91	dry			
OVBN	0.01	96.00	A00349867	25.91	27.43	dry			
OVBN	0.01	105.00	A00349868	27.43	28.96	wet			
OVBN	0.03	135.10	A00349869	28.96	30.48	wet, still locally sourced angular gravel			
OVBN	0.01	129.40	A00349871	30.48	32.00	wet			
OVBN	0.02	145.20	A00349872	32.00	33.53	wet			
OVBN	0.02	132.70	A00349873	33.53	35.05	wet, a few phyllic altered clasts (ser. + py pseudomorphed by mt?)			
OVBN	0.05	156.50	A00349874	35.05	36.58	wet			
OVBN	0.04	211.20	A00349875	36.58	38.10				
OVBN	0.04	185.10	A00349876	38.10	39.62	Relatively homogenous chips, sericitie alteration with 3-5% py, finely disseminated magnetite			
TUFF	0.06	211.80	A00349877	39.62	41.15				
TUFF	0.04	174.30	A00349878	41.15	42.67				
TUFF	0.02	161.80	A00349879	42.67	44.20				
TUFF	0.02	230.30	A00349881	44.20	45.72	A few chips of diorite			
TUFF	0.02	196.80	A00349882	45.72	47.24				

Max Project — Drill Log

Hole ID: Max19-010

Total Depth: 9.144m	Survey Method: RGPS+DEM	Geologist: Steve Bultitude
Dip: -90°	Downhole Survey: No	Core Storage: Mt Milligan Mine
Azimuth: 0°	Hole Type: RC	Casing pulled: Yes
Grid: NAD83_Z10	Drill Contractor: Northspan	Cemented:
Easting: 433372	Hole Completed: Yes	Date Logged:2019-05-30
Northing: 6086445	Drill Rig: 2	Date Started: 2019-05-30
Elevation: 1229m	Prospect:Max	Date Completed: 2019-05-30
Purpose:Exploration		

Lithology	Alteration	Mineralization
Diorite	Carbonate	FeOx
Felsic Volcanics	Clay	MT
Monzonite	Gossanous	PY
Overburden	Phyllic	Veins
Tuff	Potassic	CA
Volcanics	Propylitic	EP
	Silcified	PY
	Sericite-Chlorite-Clay	QZ
	Specular Hematite	QZCA

Max19-010 Drill Log

Lithology	Au (ppm)	Cu (ppm)	Sample	From	To	Comments	Mineralization	Alteration	Vein
OVBN	0.02	319.70	A00349682	0.00	1.52	Top soil			
OVBN	0.06	503.20	A00349683	1.52	3.05	BDRK and till			
TUFF	0.13	776.90	A00349684	3.05	4.57	strong epidote alt., decreasing magnetite w/ epidote			
TUFF	0.02	358.40	A00349685	4.57	6.10	weakly foliated, mod chlorite-sericite-epidote			
TUFF	0.01	384.90	A00349686	6.10	7.62	moderate-strong chlorite-epidote, weak-mod sericite			
TUFF	0.03	457.90	A00349687	7.62	9.14	Same as above, increasing Py, magnetite attacking pyx			

Max Project — Drill Log

Hole ID: Max19-011

Total Depth: 45.72m	Survey Method: RGPS+DEM	Geologist: Steve Bultitude
Dip: -90°	Downhole Survey: No	Core Storage: Mt Milligan Mine
Azimuth: 0°	Hole Type: RC	Casing pulled: Yes
Grid: NAD83_Z10	Drill Contractor: Northspan	Cemented:
Easting: 433854	Hole Completed: Yes	Date Logged:2019-05-30
Northing: 6086499	Drill Rig: 2	Date Started: 2019-05-30
Elevation: 1193m	Prospect:Max	Date Completed: 2019-05-30
Purpose:Exploration		

Lithology	Alteration	Mineralization
Diorite	Carbonate	FeOx
Felsic Volcanics	Clay	MT
Monzonite	Gossanous	PY
Overburden	Phyllic	Veins
Tuff	Potassic	CA
Volcanics	Propylitic	EP
	Silcified	PY
	Sericite-Chlorite-Clay	QZ
	Specular Hematite	QZCA

Max19-011 Drill Log

Lithology	Au (ppm)	Cu (ppm)	Sample	From	To	Comments	Mineralization	Alteration	Vein
OVBN	0.01	194.30	A00349689	0.00	1.52	Topsoil + till			
OVBN	0.01	157.00	A00349691	1.52	3.05	Heterolithic, angular with rare rounds			
OVBN	0.01	122.20	A00349692	3.05	4.57	Heterolithic, angular with rare rounds			
OVBN	0.01	124.70	A00349693	4.57	6.10	Heterolithic, angular with rare rounds			
OVBN	0.01	117.90	A00349694	6.10	7.62	Heterolithic, angular with rare rounds			
OVBN	0.01	127.10	A00349695	7.62	9.14	Heterolithic, angular with rare rounds			
OVBN	0.01	129.70	A00349696	9.14	10.67	Heterolithic, subangular			
OVBN	0.01	123.50	A00349697	10.67	12.19	Heterolithic, subangular			
OVBN	0.01	144.90	A00349698	12.19	13.72	Heterolithic, subangular			
OVBN	0.01	161.50	A00349699	13.72	15.24	Heterolithic, subangular			
OVBN	0.01	164.20	A00349701	15.24	16.76	Heterolithic, rare rounded			
OVBN	0.01	162.60	A00349702	16.76	18.29	Heterolithic, rare rounded			
OVBN	0.02	152.70	A00349703	18.29	19.81	Heterolithic, rare rounded			
OVBN	0.02	122.60	A00349704	19.81	21.34	Heterolithic, rare rounded			
OVBN	0.01	136.00	A00349705	21.34	22.86	Heterolithic, rare rounded			
OVBN	0.02	123.80	A00349706	22.86	24.38	Heterolithic, rare rounded, clast w/ magnetite vein			
OVBN	0.02	130.00	A00349707	24.38	25.91	Heterolithic, rare rounded			
OVBN	0.01	139.00	A00349708	25.91	27.43	Heterolithic, rare rounded			
OVBN	0.01	136.00	A00349709	27.43	28.96	Possible bedrock + Till			
OVBN	0.02	146.60	A00349711	28.96	30.48	heterolithic, rarely rounded			
OVBN	0.01	139.60	A00349712	30.48	32.00	heterolithic, rarely rounded			
OVBN	0.02	117.10	A00349713	32.00	33.53	heterolithic, rarely rounded			
OVBN	0.02	207.50	A00349714	33.53	35.05	90% clay/silt + 10% sand			
OVBN	0.01	219.80	A00349715	35.05	36.58	90% clay/silt + 10% sand			
OVBN	0.01	366.40	A00349716	36.58	38.10	90% clay/silt + 10% sand + gravel			
OVBN	0.02	316.20	A00349717	38.10	39.62	Higher Gravel fraction			
DIOR	0.01	250.70	A00349718	39.62	41.15	sericitized plag + Pyx			
DIOR	0.02	277.60	A00349719	41.15	42.67	sericitized plag + Pyx, oxidized, some unaltered plag			
DIOR	0.01	170.90	A00349721	42.67	44.20	sericitized plag + Pyx, oxidized, some unaltered plag, fractured BDRK			
DIOR	0.01	188.40	A00349723	44.20	45.72	sericitized plag + Pyx, oxidized, some unaltered plag, fractured BDRK, EOH			

Max Project — Drill Log

Hole ID: Max19-012

Total Depth: 12.192m	Survey Method: RGPS+DEM	Geologist: Oscar Nielsen
Dip: -90°	Downhole Survey: No	Core Storage: Mt Milligan Mine
Azimuth: 0°	Hole Type: RC	Casing pulled: Yes
Grid: NAD83_Z10	Drill Contractor: Northspan	Cemented:
Easting: 433872	Hole Completed: Yes	Date Logged:2019-05-31
Northing: 6085560	Drill Rig: 1	Date Started: 2019-05-31
Elevation: 1151m	Prospect:Max	Date Completed: 2019-05-31
Purpose:Exploration		

Lithology	Alteration	Mineralization
Diorite	Carbonate	FeOx
Felsic Volcanics	Clay	MT
Monzonite	Gossanous	PY
Overburden	Phyllic	Veins
Tuff	Potassic	CA
Volcanics	Propylitic	EP
	Silcified	PY
	Sericite-Chlorite-Clay	QZ
	Specular Hematite	QZCA

Max19-012 Drill Log

Lithology	Au (ppm)	Cu (ppm)	Sample	From	To	Comments	Mineralization	Alteration	Vein
TUFF	0.01	158.00	A00349884	0.00	1.52	Pyx beginning to be replaced by magnetite			
TUFF	<0.005	152.40	A00349885	1.52	3.05	Boulder or OVBN-filled crack in BDRK			
TUFF	<0.005	145.60	A00349886	3.05	4.57	Boulder or OVBN-filled crack in BDRK			
TUFF	0.01	174.80	A00349887	4.57	6.10				
TUFF	0.01	204.70	A00349888	6.10	7.62				
TUFF	0.01	155.10	A00349889	7.62	9.14				
TUFF	0.01	162.80	A00349891	9.14	10.67	One chip with 5% py			
TUFF	0.01	255.50	A00349893	10.67	12.19				

Max Project — Drill Log

Hole ID: Max19-013

Total Depth: 28.956m	Survey Method: RGPS+DEM	Geologist: Oscar Nielsen
Dip: -90°	Downhole Survey: No	Core Storage: Mt Milligan Mine
Azimuth: 0°	Hole Type: RC	Casing pulled: Yes
Grid: NAD83_Z10	Drill Contractor: Northspan	Cemented:
Easting: 434343	Hole Completed: Yes	Date Logged:2019-05-31
Northing: 6085439	Drill Rig: 1	Date Started: 2019-05-31
Elevation: 1140m	Prospect:Max	Date Completed: 2019-05-31
Purpose:Exploration		

Lithology	Alteration	Mineralization
Diorite	Carbonate	FeOx
Felsic Volcanics	Clay	MT
Monzonite	Gossanous	PY
Overburden	Phyllic	Veins
Tuff	Potassic	CA
Volcanics	Propylitic	EP
	Silcified	PY
	Sericite-Chlorite-Clay	QZ
	Specular Hematite	QZCA

Max19-013 Drill Log

Lithology	Au (ppm)	Cu (ppm)	Sample	From	To	Comments	Mineralization	Alteration	Vein
OVBN	0.02	103.10	A00349894	0.00	1.52				
OVBN	0.01	88.60	A00349895	1.52	3.05				
OVBN	0.01	78.70	A00349896	3.05	4.57	Larger cobble fragments in chips			
OVBN	0.01	94.40	A00349897	4.57	6.10				
OVBN	0.01	83.80	A00349898	6.10	7.62	Rounded cobble fragments and some local angular fragments			
OVBN	0.01	88.30	A00349899	7.62	9.14				
OVBN	0.01	73.80	A00349551	9.14	10.67				
OVBN	0.01	65.90	A00349552	10.67	12.19				
OVBN	0.01	62.00	A00349553	12.19	13.72				
OVBN	0.01	102.50	A00349554	13.72	15.24	clay is absent, increases angular clasts			
OVBN	0.14	98.10	A00349555	15.24	16.76				
OVBN	0.01	75.50	A00349556	16.76	18.29				
OVBN	<0.005	80.50	A00349557	18.29	19.81				
OVBN	0.01	76.00	A00349558	19.81	21.34	wet sample, rare rounded clasts			
OVBN	0.01	91.20	A00349559	21.34	22.86				
TUFF	<0.005	143.00	A00349561	22.86	24.38				
TUFF	0.08	105.20	A00349562	24.38	25.91				
TUFF	0.01	163.70	A00349563	25.91	27.43				
TUFF	0.14	103.00	A00349565	27.43	28.96	EOH			

Max Project — Drill Log

Hole ID: Max19-014

Total Depth: 6.096m	Survey Method: RGPS+DEM	Geologist: Steve Bultitude
Dip: -90°	Downhole Survey: No	Core Storage: Mt Milligan Mine
Azimuth: 0°	Hole Type: RC	Casing pulled: Yes
Grid: NAD83_Z10	Drill Contractor: Northspan	Cemented:
Easting: 433441	Hole Completed: Yes	Date Logged:2019-06-01
Northing: 6086726	Drill Rig: 2	Date Started: 2019-06-01
Elevation: 1252m	Prospect:Max	Date Completed: 2019-06-01
Purpose:Exploration		

Lithology	Alteration	Mineralization
Diorite	Carbonate	FeOx
Felsic Volcanics	Clay	MT
Monzonite	Gossanous	PY
Overburden	Phyllic	Veins
Tuff	Potassic	CA
Volcanics	Propylitic	EP
	Silcified	PY
	Sericite-Chlorite-Clay	QZ
	Specular Hematite	QZCA

Max19-014 Drill Log

Lithology	Au (ppm)	Cu (ppm)	Sample	From	To	Comments	Mineralization	Alteration	Vein
DIOR	0.01	122.50	A00349724	0.00	1.52	BDRK or boulder			
DIOR	0.01	145.60	A00349725	1.52	3.05	sericite altered plag. With mod chlorite after pyx			
DIOR	0.01	114.90	A00349726	3.05	4.57	mod sericite, weak chlorite-epidote			
DIOR	0.01	109.30	A00349727	4.57	6.10	mod sericite, some altered pyx xtals			

Max Project — Drill Log

Hole ID: Max19-015

Total Depth: 33.528m	Survey Method: RGPS+DEM	Geologist: Steve Bultitude
Dip: -90°	Downhole Survey: No	Core Storage: Mt Milligan Mine
Azimuth: 0°	Hole Type: RC	Casing pulled: Yes
Grid: NAD83_Z10	Drill Contractor: Northspan	Cemented:
Easting: 433112	Hole Completed: Yes	Date Logged:2019-06-01
Northing: 6086718	Drill Rig: 2	Date Started: 2019-06-01
Elevation: 1260m	Prospect:Max	Date Completed: 2019-06-01
Purpose:Exploration		

Lithology	Alteration	Mineralization
Diorite	Carbonate	FeOx
Felsic Volcanics	Clay	MT
Monzonite	Gossanous	PY
Overburden	Phyllic	Veins
Tuff	Potassic	CA
Volcanics	Propylitic	EP
	Silcified	PY
	Sericite-Chlorite-Clay	QZ
	Specular Hematite	QZCA

Max19-015 Drill Log

Lithology	Au (ppm)	Cu (ppm)	Sample	From	To	Comments	Mineralization	Alteration	Vein
OVBN	0.02	129.90	A00349729	0.00	1.52	Till + organics			
OVBN	0.01	88.20	A00349731	1.52	3.05	heterolithic, less rounded			
OVBN	0.01	106.90	A00349732	3.05	4.57	heterolithic, less rounded			
OVBN	0.04	94.00	A00349733	4.57	6.10	heterolithic, rare rounds			
OVBN	0.01	97.80	A00349734	6.10	7.62	heterolithic, rare rounds			
OVBN	0.01	104.40	A00349735	7.62	9.14	heterolithic, rare rounds			
OVBN	0.01	124.00	A00349736	9.14	10.67	heterolithic, rare rounds			
OVBN	0.02	135.40	A00349737	10.67	12.19	Heterolithic, well rounded			
OVBN	0.01	110.90	A00349738	12.19	13.72	Heterolithic, well rounded, saturated			
OVBN	0.01	137.20	A00349739	13.72	15.24	Heterolithic, well rounded, saturated			
OVBN	0.01	112.90	A00349741	15.24	16.76	mostly gravel			
OVBN	0.01	129.10	A00349742	16.76	18.29	mostly clay			
OVBN	0.03	148.70	A00349743	18.29	19.81	mostly clay			
OVBN	0.01	132.20	A00349744	19.81	21.34	heterolithic, rounded			
OVBN	0.01	111.40	A00349745	21.34	22.86	heterolithic, rounded			
OVBN	0.01	99.40	A00349746	22.86	24.38	heterolithic, rounded			
OVBN	0.03	116.80	A00349747	24.38	25.91	heterolithic, rounded			
OVBN	0.02	162.90	A00349748	25.91	27.43	heterolithic, rounded, maybe BDRK @ end of run			
VOL	0.01	257.40	A00349749	27.43	28.96	homolithic sand, f.g. volcanic			
VOL	0.01	214.90	A00349751	28.96	30.48	f.g. volcanic with dike			
DIOR	0.02	305.30	A00349752	30.48	32.00	moderate sericite, weak epidote-chlorite			
DIOR	0.02	294.10	A00349753	32.00	33.53	EOH			

Max Project — Drill Log

Hole ID: Max19-016

Total Depth: 36.576m	Survey Method: RGPS+DEM	Geologist: Oscar Nielsen
Dip: -90°	Downhole Survey: No	Core Storage: Mt Milligan Mine
Azimuth: 0°	Hole Type: RC	Casing pulled: Yes
Grid: NAD83_Z10	Drill Contractor: Northspan	Cemented:
Easting: 433962	Hole Completed: No	Date Logged:2019-06-01
Northing: 6086066	Drill Rig: 1	Date Started: 2019-06-01
Elevation: 1168m	Prospect:Max	Date Completed: 2019-06-01
Purpose:Exploration		

Lithology	Alteration	Mineralization
Diorite	Carbonate	FeOx
Felsic Volcanics	Clay	MT
Monzonite	Gossanous	PY
Overburden	Phyllic	Veins
Tuff	Potassic	CA
Volcanics	Propylitic	EP
	Silcified	PY
	Sericite-Chlorite-Clay	QZ
	Specular Hematite	QZCA

Max19-016 Drill Log

Lithology	Au (ppm)	Cu (ppm)	Sample	From	To	Comments	Mineralization	Alteration	Vein
OVBN	0.01	76.20	A00349566	0.00	1.52				
OVBN	0.01	73.30	A00349567	1.52	3.05	wet			
OVBN	0.01	69.40	A00349568	3.05	4.57				
OVBN	0.01	83.60	A00349569	4.57	6.10				
OVBN	0.01	62.90	A00349571	6.10	7.62				
OVBN	0.01	60.00	A00349572	7.62	9.14				
OVBN	0.01	66.60	A00349573	9.14	10.67				
OVBN	0.03	73.20	A00349574	10.67	12.19				
OVBN	0.01	83.10	A00349575	12.19	13.72	angular clasts of c.g. igneous rock			
OVBN	0.01	104.30	A00349576	13.72	15.24	angular clasts of sparse plag. Porphyry			
OVBN	0.01	128.40	A00349577	15.24	16.76				
OVBN	0.01	134.90	A00349578	16.76	18.29				
OVBN	0.01	132.30	A00349579	18.29	19.81				
OVBN	0.01	164.90	A00349581	19.81	21.34	Locally sourced angular clasts of magnetic diorite tuff			
OVBN	0.01	101.00	A00349582	21.34	22.86				
OVBN	0.01	122.50	A00349583	22.86	24.38				
OVBN	0.01	111.10	A00349584	24.38	25.91				
OVBN	0.01	86.60	A00349585	25.91	27.43				
OVBN	0.01	83.50	A00349586	27.43	28.96				
OVBN	0.02	92.30	A00349587	28.96	30.48				
OVBN	0.01	154.50	A00349588	30.48	32.00				
OVBN	0.01	150.30	A00349589	32.00	33.53				
OVBN	0.01	158.90	A00349591	33.53	35.05				
OVBN	0.01	203.90	A00349592	35.05	36.58	Hole abandoned at 120 feet			

Max Project — Drill Log

Hole ID: Max19-017

Total Depth: 36.576m	Survey Method: RGPS+DEM	Geologist: Steve Bultitude
Dip: -90°	Downhole Survey: No	Core Storage: Mt Milligan Mine
Azimuth: 0°	Hole Type: RC	Casing pulled: Yes
Grid: NAD83_Z10	Drill Contractor: Northspan	Cemented:
Easting: 432902	Hole Completed: Yes	Date Logged:2019-06-02
Northing: 6087059	Drill Rig: 2	Date Started: 2019-06-02
Elevation: 1300m	Prospect:Max	Date Completed: 2019-06-02
Purpose:Exploration		

Lithology	Alteration	Mineralization
Diorite	Carbonate	FeOx
Felsic Volcanics	Clay	MT
Monzonite	Gossanous	PY
Overburden	Phyllic	Veins
Tuff	Potassic	CA
Volcanics	Propylitic	EP
	Silcified	PY
	Sericite-Chlorite-Clay	QZ
	Specular Hematite	QZCA

Max19-017 Drill Log

Lithology	Au (ppm)	Cu (ppm)	Sample	From	To	Comments	Mineralization	Alteration	Vein
OVBN	0.01	133.20	A00349755	0.00	1.52	till+topsoil			
OVBN	0.01	139.80	A00349756	1.52	3.05	90% DIOR fragments			
OVBN	0.01	147.00	A00349757	3.05	4.57	mostly DIOR + rounded lithologies			
OVBN	0.01	127.20	A00349758	4.57	6.10	heterolithic, rounded			
OVBN	0.02	121.00	A00349759	6.10	7.62	heterolithic, rounded			
OVBN	0.04	130.80	A00349761	7.62	9.14	heterolithic, subangular			
OVBN	0.01	124.20	A00349762	9.14	10.67	heterolithic, rarely rounded			
OVBN	0.01	120.60	A00349763	10.67	12.19	heterolithic, rarely rounded			
OVBN	0.02	123.00	A00349764	12.19	13.72	99% silt+clay			
OVBN	0.01	81.30	A00349765	13.72	15.24	99% silt+clay			
OVBN	0.02	97.10	A00349766	15.24	16.76	99% silt+clay			
OVBN	0.01	128.90	A00349767	16.76	18.29	10% Sand and gravel			
OVBN	0.02	140.70	A00349768	18.29	19.81	well rounded			
OVBN	0.02	173.00	A00349769	19.81	21.34	10% sand and gravel, 90% clay			
OVBN	0.02	137.80	A00349771	21.34	22.86	10% sand and gravel, 90% clay, rare rounds			
OVBN	0.01	139.50	A00349772	22.86	24.38	heterolithic, rounded			
OVBN	0.01	116.40	A00349773	24.38	25.91	heterolithic, rounded			
OVBN	0.01	209.30	A00349774	25.91	27.43	80% DIOR fragments			
OVBN	0.01	294.10	A00349775	27.43	28.96	80% silt+clay			
OVBN	0.01	156.90	A00349776	28.96	30.48	increasingly homolithic, BDRK?			
TUFF	0.01	118.20	A00349777	30.48	32.00	homogenous, sandy			
TUFF	<0.005	106.50	A00349778	32.00	33.53	TUFF?, chl. Groundmass with plag xtals			
TUFF	0.01	76.20	A00349779	33.53	35.05	TUFF?, chl. Groundmass with plag xtals, DIOR fragment present			
TUFF	<0.005	127.40	A00349781	35.05	36.58	mod-str chl-sericite groundmass, weak epidote			

Max Project — Drill Log

Hole ID: Max19-018

Total Depth: 9.144m	Survey Method: RGPS+DEM	Geologist: Steve Bultitude
Dip: -90°	Downhole Survey: No	Core Storage: Mt Milligan Mine
Azimuth: 0°	Hole Type: RC	Casing pulled: Yes
Grid: NAD83_Z10	Drill Contractor: Northspan	Cemented:
Easting: 432681	Hole Completed: Yes	Date Logged:2019-06-02
Northing: 6086525	Drill Rig: 2	Date Started: 2019-06-02
Elevation: 1262m	Prospect:Max	Date Completed: 2019-06-02
Purpose:Exploration		

Lithology	Alteration	Mineralization
Diorite	Carbonate	FeOx
Felsic Volcanics	Clay	MT
Monzonite	Gossanous	PY
Overburden	Phyllic	Veins
Tuff	Potassic	CA
Volcanics	Propylitic	EP
	Silcified	PY
	Sericite-Chlorite-Clay	QZ
	Specular Hematite	QZCA

Max19-018 Drill Log

Lithology	Au (ppm)	Cu (ppm)	Sample	From	To	Comments	Mineralization	Alteration	Vein
OVBN	0.01	122.10	A00349783	0.00	1.52	Clay+Pebbles			
OVBN	0.01	100.10	A00349784	1.52	3.05	Some rounded grains, increasing homolithic			
VOL	0.01	94.40	A00349785	3.05	4.57	Mod/strong sericite with weak epidote-chl			
DIOR	<0.005	108.20	A00349786	4.57	6.10	weak phyllic?			
DIOR	<0.005	122.10	A00349787	6.10	7.62	weak phyllic, clots of py			
DIOR	<0.005	126.80	A00349788	7.62	9.14	strong sericite and diss. Py			

Max Project — Drill Log

Hole ID: Max19-019

Total Depth: 44.196m	Survey Method: RGPS+DEM	Geologist: Oscar Nielsen
Dip: -90°	Downhole Survey: No	Core Storage: Mt Milligan Mine
Azimuth: 0°	Hole Type: RC	Casing pulled: Yes
Grid: NAD83_Z10	Drill Contractor: Northspan	Cemented:
Easting: 432907	Hole Completed: Yes	Date Logged:2019-06-03
Northing: 6086776	Drill Rig: 2	Date Started: 2019-06-03
Elevation: 1265m	Prospect:Max	Date Completed: 2019-06-03
Purpose:Exploration		

Lithology	Alteration	Mineralization
Diorite	Carbonate	FeOx
Felsic Volcanics	Clay	MT
Monzonite	Gossanous	PY
Overburden	Phyllic	Veins
Tuff	Potassic	CA
Volcanics	Propylitic	EP
	Silcified	PY
	Sericite-Chlorite-Clay	QZ
	Specular Hematite	QZCA

Max19-019 Drill Log

Lithology	Au (ppm)	Cu (ppm)	Sample	From	To	Comments	Mineralization	Alteration	Vein
OVBN	0.01	108.50	A00349791	0.00	1.52	Angular rock chips, clasts + BDRK?			
OVBN	0.01	125.90	A00349792	1.52	3.05	Colluvium			
OVBN	0.01	84.80	A00349793	3.05	4.57	Colluvium			
OVBN	0.01	81.10	A00349794	4.57	6.10	Colluvium			
OVBN	0.01	77.80	A00349795	6.10	7.62	Colluvium			
OVBN	0.01	95.50	A00349796	7.62	9.14	Colluvium			
OVBN	0.01	190.40	A00349797	9.14	10.67	Colluvium			
OVBN	0.14	140.80	A00349798	10.67	12.19	Colluvium			
OVBN	0.09	159.00	A00349799	12.19	13.72	Colluvium			
OVBN	0.22	2752.40	A00349800	13.72	15.24	Colluvium			
OVBN	0.01	131.90	A00349902	15.24	16.76	wet			
OVBN	0.01	122.50	A00349903	16.76	18.29	wet			
OVBN	0.01	154.40	A00349904	18.29	19.81	wet			
OVBN	0.01	114.90	A00349905	19.81	21.34				
OVBN	0.01	125.80	A00349906	21.34	22.86	Pyroxene --> magnetite + epidote, k-feld --> sericite			
OVBN	0.01	125.90	A00349907	22.86	24.38				
OVBN	0.01	127.50	A00349908	24.38	25.91	Pyx-->magnetite+epidote			
OVBN	0.01	133.70	A00349911	25.91	27.43				
OVBN	0.10	2936.40	A00349912	27.43	28.96				
OVBN	0.05	2401.00	A00349913	28.96	30.48	Heterolithic			
OVBN	0.07	688.00	A00349914	30.48	32.00	strongly oxidized, subangular tuff fragments			
OVBN	0.19	807.50	A00349915	32.00	33.53	translucent quartz vein material, rarely rounded			
OVBN	0.45	579.20	A00349916	33.53	35.05	same as previous			
FVOL	1.43	276.60	A00349917	35.05	36.58	aphanitic felsic rock			
FVOL	0.88	226.00	A00349918	36.58	38.10	aphanitic felsic rock			
TUFF	0.07	564.40	A00349919	38.10	39.62	Quartz vein in tuff			
TUFF	0.19	926.80	A00349921	39.62	41.15	20% qtz. vein material			
TUFF	0.04	418.40	A00349922	41.15	42.67	10% qtz vein material			
TUFF	0.04	145.10	A00349923	42.67	44.20				

Max Project — Drill Log

Hole ID: Max19-020

Total Depth: 15.24m	Survey Method: RGPS+DEM	Geologist: Derek Saxton
Dip: -90°	Downhole Survey: No	Core Storage: Mt Milligan Mine
Azimuth: 0°	Hole Type: RC	Casing pulled: Yes
Grid: NAD83_Z10	Drill Contractor: Northspan	Cemented:
Easting: 433917	Hole Completed: Yes	Date Logged:2019-06-03
Northing: 6086960	Drill Rig: 1	Date Started: 2019-06-03
Elevation: 1218m	Prospect:Max	Date Completed: 2019-06-03
Purpose:Exploration		

Lithology	Alteration	Mineralization
Diorite	Carbonate	FeOx
Felsic Volcanics	Clay	MT
Monzonite	Gossanous	PY
Overburden	Phyllic	Veins
Tuff	Potassic	CA
Volcanics	Propylitic	EP
	Silcified	PY
	Sericite-Chlorite-Clay	QZ
	Specular Hematite	QZCA

Max19-020 Drill Log

Lithology	Au (ppm)	Cu (ppm)	Sample	From	To	Comments	Mineralization	Alteration	Vein
OVBN	0.01	136.80	A00349593	0.00	3.05	First 5" no sample, rare rounded clasts, clay balls, homolithic (Int. vol.)			
OVBN	0.01	83.40	A00349594	3.05	4.57	heterolithic, rounded clasts			
OVBN	0.01	105.00	A00349595	4.57	6.10	heterolithic, rounded clasts			
OVBN	0.01	115.30	A00349596	6.10	7.62	heterolithic, rounded clasts			
OVBN	0.01	211.80	A00349597	7.62	9.14	Heterolithic, oxidized faces			
TUFF	0.01	189.50	A00349598	9.14	10.67	homolithic, angular, oxidized faces, broken plag xtals in chips			
TUFF	<0.005	81.80	A00349599	10.67	12.19	angular, oxidized			
TUFF	0.01	104.40	A00349801	12.19	13.72	angular, weakly oxidized, broken, sporadic plag xtals			
TUFF	0.01	138.50	A00349802	13.72	15.24	angular, weakly oxidized, broken, sporadic plag xtals			

Max Project — Drill Log

Hole ID: Max19-021

Total Depth: 35.052m	Survey Method: RGPS+DEM	Geologist: Oscar Nielsen
Dip: -90°	Downhole Survey: No	Core Storage: Mt Milligan Mine
Azimuth: 0°	Hole Type: RC	Casing pulled: No
Grid: NAD83_Z10	Drill Contractor: Northspan	Cemented:
Easting: 434324	Hole Completed: No	Date Logged:2019-06-04
Northing: 6086433	Drill Rig: 1	Date Started: 2019-06-04
Elevation: 1173m	Prospect:Max	Date Completed: 2019-06-04
Purpose:Exploration		

Lithology	Alteration	Mineralization
Diorite	Carbonate	FeOx
Felsic Volcanics	Clay	MT
Monzonite	Gossanous	PY
Overburden	Phyllic	Veins
Tuff	Potassic	CA
Volcanics	Propylitic	EP
	Silcified	PY
	Sericite-Chlorite-Clay	QZ
	Specular Hematite	QZCA

Max19-021 Drill Log

Lithology	Au (ppm)	Cu (ppm)	Sample	From	To	Comments	Mineralization	Alteration	Vein
OVBN	0.01	150.30	A00349803	0.00	1.52				
OVBN	0.01	115.30	A00349804	1.52	3.05				
OVBN	0.01	80.60	A00349806	3.05	4.57				
OVBN	0.01	78.60	A00349807	4.57	6.10	Boulder			
OVBN	0.01	117.50	A00349808	6.10	7.62				
OVBN	0.01	114.10	A00349809	7.62	9.14				
OVBN	0.01	118.60	A00349811	9.14	10.67	Cored a 3ft boulder, DIOR			
OVBN	0.01	107.90	A00349812	10.67	12.19				
OVBN	0.01	115.70	A00349813	12.19	13.72				
OVBN	0.01	114.80	A00349814	13.72	15.24				
OVBN	0.01	116.40	A00349815	15.24	16.76				
OVBN	0.01	118.00	A00349816	16.76	18.29				
OVBN	0.01	124.70	A00349817	18.29	19.81				
OVBN	0.01	88.10	A00349818	19.81	21.34				
OVBN	0.01	89.70	A00349819	21.34	22.86				
OVBN	0.01	83.90	A00349821	22.86	24.38				
OVBN	0.01	84.30	A00349822	24.38	25.91				
OVBN	0.01	108.70	A00349823	25.91	27.43				
OVBN	0.01	78.90	A00349824	27.43	28.96				
OVBN	0.01	82.90	A00349825	28.96	30.48				
OVBN	0.02	109.00	A00349826	30.48	32.00	Casing snapped at 105 ft, hole lost			
	0.01	81.90	A00349827	32.00	33.53				
	0.01	74.80	A00349828	33.53	35.05				

Max Project — Drill Log

Hole ID: Max19-022

Total Depth: 9.144m	Survey Method: RGPS+DEM	Geologist: Steve Bultitude
Dip: -90°	Downhole Survey: No	Core Storage: Mt Milligan Mine
Azimuth: 0°	Hole Type: RC	Casing pulled: Yes
Grid: NAD83_Z10	Drill Contractor: Northspan	Cemented:
Easting: 432404	Hole Completed: Yes	Date Logged:2019-06-04
Northing: 6085523	Drill Rig: 2	Date Started: 2019-06-04
Elevation: 1244m	Prospect:Max	Date Completed: 2019-06-04
Purpose:Exploration		

Lithology	Alteration	Mineralization
Diorite	Carbonate	FeOx
Felsic Volcanics	Clay	MT
Monzonite	Gossanous	PY
Overburden	Phyllic	Veins
Tuff	Potassic	CA
Volcanics	Propylitic	EP
	Silcified	PY
	Sericite-Chlorite-Clay	QZ
	Specular Hematite	QZCA

Max19-022 Drill Log

Lithology	Au (ppm)	Cu (ppm)	Sample	From	To	Comments	Mineralization	Alteration	Vein
OVBN	0.03	172.30	A00349925	0.00	1.52	Till+organics			
OVBN	0.03	144.40	A00349926	1.52	3.05	mostly local volcanics			
TUFF	0.01	96.10	A00349927	3.05	4.57	weak sericite			
TUFF	0.01	101.20	A00349928	4.57	6.10	weak-moderate ser-ep			
TUFF	0.01	40.50	A00349929	6.10	7.62	weak-moderate ser-ep			
TUFF	0.02	68.30	A00349931	7.62	9.14	weak-moderate ser-ep			

Appendix G: 2019 Reverse-

Circulation Drill Chip Samples

Certificates of Analysis

This appendix contains all the certificates of analysis (COA) pertaining to RC drilling on the Max Property in 2019. All sample were analysed by fire assay for Au, and by Multi-Acid (HNO_3, $HClO_4$, HF) ICP-ES/MS for an additional 45 elements including Ag, Cu, Mo, Ni, Pb, Sn, and Zn. COAs are listed in alphanumeric order, with the first page of each COA indicated in the Page Number column in Table G-1 below.

Table G-1: Table of contents for COAs in this appendix

Certificate	Elements Assayed	Target	Samples (#)	Page Number
VAN19001352	Au, Mo, Cu, Pb, Zn, Ag, Ni, Co, Mn, Fe, As, U, Th, Sr, Cd, Sb, Bi, V, Ca, P, La, Cr, Mg, Ba, Ti< al, Na, K, W, Zr, Ce, Sn, Y, Nb, Ta, Be, Sc, Li, S, Rb, Hf, In, Re, Se, Te, Tl	Max	200	iii
VAN19001353	Au, Mo, Cu, Pb, Zn, Ag, Ni, Co, Mn, Fe, As, U, Th, Sr, Cd, Sb, Bi, V, Ca, P, La, Cr, Mg, Ba, Ti< al, Na, K, W, Zr, Ce, Sn, Y, Nb, Ta, Be, Sc, Li, S, Rb, Hf, In, Re, Se, Te, Tl	Max	209	xxxiii

BUREAU VERITAS
MINERAL LABORATORIES
Canada

www.bureauveritas.com/um

Bureau Veritas Commodities Canada Ltd.
9050 Shaughnessy St Vancouver British Columbia V6P 6E5 Canada
PHONE (604) 253-3158

Client: **Equity Exploration Consultants Ltd.**
#1510 - 250 Howe St.
Vancouver British Columbia V6C 3R8 Canada

Submitted By:	Alexander Nielsen
Receiving Lab:	Canada-Vancouver
Received:	June 10, 2019
Report Date:	June 27, 2019
Page:	1 of 8

CERTIFICATE OF ANALYSIS VAN19001352.1

CLIENT JOB INFORMATION

Project:	MAX
Shipment ID:	TRX19-19-02
P.O. Number	TRX19-19
Number of Samples:	200

SAMPLE DISPOSAL

RTRN-PLP	Return After 90 days
DISP-RJT	Dispose of Reject After 60 days

Bureau Veritas does not accept responsibility for samples left at the laboratory after 90 days without prior written instructions for sample storage or return.

SAMPLE PREPARATION AND ANALYTICAL PROCEDURES

Procedure Code	Number of Samples	Code Description	Test Wgt (g)	Report Status	Lab
PRP90-250	9	Crush (>90%), split and pulverize 250g rock to 200 mesh			VAN
SPTRF	180	Split samples by riffle splitter			VAN
PUL85	180	Pulverize to 85% passing 200 mesh			VAN
SLBHP	7	Sort, label and box pulps			VAN
FA430	196	Lead Collection Fire Assay Fusion - AAS Finish	30	Completed	VAN
EN002	196	Environmental disposal charge-Fire assay lead waste			VAN
MA200	196	4 Acid digestion ICP-MS analysis	0.25	Completed	VAN
EN001-MA	196	Environmental disposal fee - Multi-acid neutralization			VAN

ADDITIONAL COMMENTS

Invoice To: Equity Exploration Consultants Ltd.
#1510 - 250 Howe St.
Vancouver British Columbia V6C 3R8
Canada

CC: Paul Jago

JEFFREY CANNON
Geochemistry Department Supervisor

This report supersedes all previous preliminary and final reports with this file number dated prior to the date on this certificate. Signature indicates final approval; preliminary reports are unsigned and should be used for reference only.
All results are considered the confidential property of the client. Bureau Veritas assumes the liabilities for actual cost of analysis only. Results apply to samples as submitted.
"*" asterisk indicates that an analytical result could not be provided due to unusually high levels of interference from other elements.

BUREAU VERITAS
MINERAL LABORATORIES
Canada

www.bureauveritas.com/um

Bureau Veritas Commodities Canada Ltd.

9050 Shaughnessy St Vancouver British Columbia V6P 6E5 Canada
PHONE (604) 253-3158

Client: **Equity Exploration Consultants Ltd.**
#1510 - 250 Howe St.
Vancouver British Columbia V6C 3R8 Canada

Project: MAX
Report Date: June 27, 2019

CERTIFICATE OF ANALYSIS VAN19001352.1

	Method	WGHT	FA430	MA200	MA200	MA200	MA200	MA200	MA200	MA200	MA200	MA200	MA200	MA200	MA200	MA200	MA200	MA200	MA200	MA200	MA200
	Analyte	Wgt	Au	Mo	Cu	Pb	Zn	Ag	Ni	Co	Mn	Fe	As	U	Th	Sr	Cd	Sb	Bi	V	Ca
	Unit	kg	ppm	ppm	ppm	ppm	ppm	ppm	ppm	ppm	ppm	%	ppm	ppm	ppm	ppm	ppm	ppm	ppm	ppm	%
	MDL	0.01	0.005	0.1	0.1	0.1	1	0.1	0.1	0.2	1	0.01	1	0.1	0.1	1	0.1	0.1	0.1	1	0.01
A00348401	RC Chip	1.08	0.009	1.9	102.5	9.2	83	0.1	45.0	19.8	1008	4.91	9	1.0	2.4	579	0.3	1.8	0.1	190	3.27
A00348402	RC Chip	1.81	0.006	1.7	76.9	8.4	85	0.1	47.7	18.2	984	4.38	8	1.2	3.2	447	0.4	1.5	0.2	164	3.11
A00348403	RC Chip	2.66	0.007	2.0	74.1	8.3	88	0.1	51.7	19.0	977	4.21	10	1.1	3.3	404	0.4	1.7	0.1	154	3.16
A00348404	RC Chip	2.62	0.007	1.7	72.1	9.4	96	0.1	50.4	19.6	954	4.27	10	1.3	3.4	399	0.4	2.0	0.1	153	3.00
A00348405	RC Chip	2.39	0.008	1.5	70.3	9.7	91	0.2	57.0	19.1	992	4.28	9	1.2	3.4	421	0.4	1.7	0.1	153	2.84
A00348406	RC Chip	1.93	0.018	2.0	114.5	11.1	100	0.2	62.1	29.2	1321	5.89	9	1.0	2.7	288	0.6	1.4	0.2	191	2.36
A00348407	RC Chip	1.49	0.012	3.8	69.4	10.2	58	<0.1	18.3	22.4	1129	5.28	5	0.8	1.8	247	0.1	0.9	0.3	137	2.69
A00348408	RC Chip	3.07	0.007	2.8	35.6	6.6	63	<0.1	6.5	16.8	921	4.65	4	0.9	2.0	360	<0.1	1.1	0.1	108	3.05
A00348409	RC Chip	2.76	0.008	2.5	73.0	117.1	234	0.2	9.3	21.5	1224	5.71	4	0.8	1.8	396	0.8	1.1	0.3	171	2.92
A00348410	Rock	0.74	<0.005	1.0	7.9	3.3	39	<0.1	1.1	4.4	676	2.06	3	1.3	3.1	195	<0.1	0.1	<0.1	35	1.66
A00348411	RC Chip	1.75	0.012	2.8	323.0	502.5	874	0.9	18.8	30.7	1386	7.44	3	0.8	1.6	604	20.7	2.3	1.2	271	3.37
A00348412	RC Chip	2.30	0.042	2.8	92.0	13.7	94	0.2	20.1	30.9	1407	6.90	24	0.9	1.9	574	0.4	2.2	<0.1	281	5.32
A00348413	RC Chip	2.49	0.005	1.8	111.6	8.3	74	0.1	21.8	29.0	1252	6.77	4	0.8	1.8	632	0.1	2.3	<0.1	258	5.16
A00348414	RC Chip	1.44	<0.005	2.3	100.1	5.6	75	0.1	18.4	27.5	1333	6.73	4	0.9	1.6	648	<0.1	2.6	<0.1	267	5.77
A00348415	RC Chip	1.60	<0.005	2.1	103.6	7.4	79	0.1	19.1	27.9	1333	6.77	5	0.9	1.7	622	<0.1	2.5	<0.1	263	5.72
A00348416	RC Chip	0.36	0.009	4.1	155.4	11.8	111	0.2	49.6	21.0	1173	4.65	10	1.5	3.4	386	0.3	1.7	0.2	166	2.09
A00348417	RC Chip	0.45	0.008	3.0	104.4	11.3	118	0.1	55.2	21.1	1022	4.68	9	1.3	3.5	440	0.3	1.6	0.1	170	2.50
A00348418	RC Chip	2.87	0.006	1.8	82.2	15.5	87	0.2	39.6	19.4	1009	4.74	7	1.1	2.5	520	0.3	1.6	0.2	185	3.11
A00348419	RC Chip	1.26	<0.005	1.4	88.2	7.4	87	0.1	35.5	19.5	1043	5.11	5	1.1	2.3	591	0.1	1.5	<0.1	195	3.37
A00348420	Rock Pulp	0.07	0.223	96.7	2771.0	22.8	76	0.4	64.4	16.7	561	4.42	19	5.2	19.6	317	<0.1	2.5	0.8	123	2.64
A00348421	RC Chip	0.68	<0.005	2.5	89.8	7.9	81	0.1	58.2	19.3	984	4.87	5	1.3	2.8	555	0.1	1.4	<0.1	181	3.06
A00348422	RC Chip	1.05	<0.005	3.2	73.0	7.0	73	0.1	35.3	18.0	984	4.90	5	1.1	2.2	567	0.2	1.3	<0.1	188	3.07
A00348423	RC Chip	1.10	0.007	1.7	85.1	7.8	79	0.2	38.1	25.4	1049	5.12	6	1.1	2.3	676	0.2	1.7	<0.1	197	3.52
A00348424	RC Chip	0.77	0.007	1.7	79.3	8.4	70	0.1	41.1	18.0	989	4.47	6	1.1	2.6	547	0.3	1.7	<0.1	172	2.80
A00348425	RC Chip	1.14	0.008	3.1	104.0	8.5	80	0.2	50.3	22.2	1174	4.92	7	1.1	2.4	538	0.3	2.0	<0.1	185	3.02
A00348426	RC Chip	1.49	0.008	1.9	87.0	8.1	83	0.2	41.8	19.3	1034	4.80	7	1.1	2.4	574	0.2	1.6	<0.1	181	2.94
A00348427	RC Chip	1.14	0.008	2.8	117.0	10.6	89	0.2	47.8	26.1	1207	5.62	7	1.1	2.3	657	0.2	2.2	0.1	220	3.65
A00348428	RC Chip	1.19	0.012	3.2	149.2	9.5	85	0.2	54.3	30.2	1271	6.26	6	1.0	1.9	710	0.3	2.0	<0.1	243	4.41
A00348429	RC Chip	0.61	0.006	2.2	122.8	9.2	82	0.2	47.3	28.4	1298	6.05	5	1.0	1.9	843	0.3	2.7	<0.1	251	4.72
A00348430	Rock	0.66	<0.005	1.1	3.7	2.8	38	<0.1	0.9	4.1	664	2.07	2	1.2	2.8	195	<0.1	0.1	<0.1	37	1.65

This report supersedes all previous preliminary and final reports with this file number dated prior to the date on this certificate. Signature indicates final approval; preliminary reports are unsigned and should be used for reference only.

BUREAU VERITAS
MINERAL LABORATORIES
Canada

www.bureauveritas.com/um

Bureau Veritas Commodities Canada Ltd.

9050 Shaughnessy St Vancouver British Columbia V6P 6E5 Canada
PHONE (604) 253-3158

Client: **Equity Exploration Consultants Ltd.**
#1510 - 250 Howe St.
Vancouver British Columbia V6C 3R8 Canada

Project: MAX
Report Date: June 27, 2019

CERTIFICATE OF ANALYSIS VAN19001352.1

	Method	MA200	MA200	MA200	MA200	MA200	MA200	MA200	MA200	MA200	MA200	MA200	MA200	MA200	MA200	MA200	MA200	MA200	MA200	MA200	MA200
	Analyte	P	La	Cr	Mg	Ba	Ti	Al	Na	K	W	Zr	Ce	Sn	Y	Nb	Ta	Be	Sc	Li	S
	Unit	%	ppm	ppm	%	ppm	%	%	%	%	ppm	ppm	ppm	ppm	ppm	ppm	ppm	ppm	ppm	ppm	%
	MDL	0.001	0.1	1	0.01	1	0.001	0.01	0.001	0.01	0.1	0.1	1	0.1	0.1	0.1	0.1	1	1	0.1	0.1
A00348401	RC Chip	0.124	11.8	95	1.99	1115	0.396	7.40	2.182	2.24	1.4	49.7	23	0.8	14.6	5.3	0.3	1	17	16.3	<0.1
A00348402	RC Chip	0.109	14.4	91	1.73	978	0.400	7.08	2.071	1.81	1.3	47.1	27	0.9	15.9	5.5	0.4	2	15	17.9	<0.1
A00348403	RC Chip	0.098	13.8	89	1.67	989	0.402	6.79	1.987	1.51	2.2	49.1	27	0.9	16.6	5.7	0.3	<1	15	19.7	<0.1
A00348404	RC Chip	0.103	14.9	89	1.69	965	0.394	6.92	1.940	1.56	1.2	48.6	29	0.9	16.6	5.7	0.3	1	16	19.6	<0.1
A00348405	RC Chip	0.101	14.7	108	1.75	958	0.402	6.87	1.933	1.63	1.1	49.2	28	1.0	16.5	5.7	0.4	<1	15	19.3	<0.1
A00348406	RC Chip	0.144	13.0	135	2.63	1045	0.371	7.29	2.156	2.55	1.1	32.4	24	0.7	15.0	5.3	0.3	<1	17	22.7	0.1
A00348407	RC Chip	0.185	8.5	34	1.62	389	0.335	8.28	2.755	4.62	2.4	24.1	17	1.0	12.6	6.6	0.4	<1	9	18.4	0.7
A00348408	RC Chip	0.216	9.6	13	1.11	1572	0.334	9.02	3.039	4.84	1.7	23.0	20	0.7	13.6	7.7	0.4	1	8	13.4	0.4
A00348409	RC Chip	0.183	9.5	14	1.51	520	0.407	8.69	3.204	3.80	1.3	23.1	19	0.7	14.2	6.7	0.4	<1	11	12.3	0.6
A00348410	Rock	0.040	14.7	4	0.48	816	0.223	7.11	3.246	1.66	0.3	61.0	26	0.7	17.7	5.8	0.4	<1	7	3.0	<0.1
A00348411	RC Chip	0.130	9.1	46	2.11	529	0.475	8.15	2.604	3.64	1.3	16.4	18	0.8	15.0	5.4	0.3	1	21	10.2	0.7
A00348412	RC Chip	0.128	9.7	48	2.55	172	0.469	8.16	2.346	2.92	2.5	22.4	20	0.8	16.6	4.7	0.3	<1	27	8.8	1.0
A00348413	RC Chip	0.130	11.4	63	2.53	1361	0.467	8.42	2.361	2.56	1.9	32.2	21	0.8	17.4	4.6	0.3	<1	25	10.3	<0.1
A00348414	RC Chip	0.139	11.1	53	2.71	1290	0.478	8.36	2.463	2.00	1.7	35.8	20	0.9	17.1	4.6	0.3	<1	27	9.2	<0.1
A00348415	RC Chip	0.147	11.8	60	2.65	1333	0.486	8.36	2.428	1.93	1.9	38.7	22	0.9	17.6	4.9	0.3	1	26	8.7	<0.1
A00348416	RC Chip	0.113	15.4	101	1.56	981	0.405	7.26	1.859	1.61	1.2	45.8	29	0.9	16.8	6.3	0.3	1	16	19.6	<0.1
A00348417	RC Chip	0.120	16.1	96	1.67	1022	0.426	7.41	2.084	1.74	1.6	48.7	31	1.2	16.8	5.9	0.4	1	17	20.5	<0.1
A00348418	RC Chip	0.126	11.6	81	1.92	1044	0.420	7.49	2.184	1.98	1.2	45.1	22	0.8	16.1	4.8	0.3	1	17	18.5	<0.1
A00348419	RC Chip	0.130	11.8	62	2.07	1138	0.437	8.17	2.465	2.24	0.8	47.3	22	0.8	17.1	4.5	0.3	<1	18	18.0	<0.1
A00348420	Rock Pulp	0.105	34.4	81	1.51	1014	0.488	7.71	2.065	3.38	4.8	74.8	65	3.5	25.8	18.4	1.3	4	13	32.7	0.3
A00348421	RC Chip	0.129	12.8	96	2.22	1158	0.433	7.94	2.435	1.90	1.3	47.1	25	0.7	17.1	5.3	0.3	1	18	16.0	<0.1
A00348422	RC Chip	0.129	11.4	59	1.96	1097	0.421	8.07	2.444	2.21	0.9	49.8	22	0.7	17.1	4.9	0.3	<1	18	16.7	<0.1
A00348423	RC Chip	0.123	12.1	81	1.98	1121	0.411	7.98	2.311	2.24	48.5	40.8	22	0.7	17.2	5.7	2.4	1	19	16.7	<0.1
A00348424	RC Chip	0.111	13.4	85	1.62	1031	0.380	7.46	2.285	1.92	0.9	41.8	24	0.7	16.2	4.9	0.3	<1	17	14.3	<0.1
A00348425	RC Chip	0.121	13.1	92	1.86	1059	0.417	7.54	2.218	1.94	1.2	44.5	25	0.8	16.8	5.0	0.3	<1	18	18.2	<0.1
A00348426	RC Chip	0.122	11.6	80	1.76	1070	0.418	7.83	2.387	1.97	1.3	44.4	24	0.8	15.3	5.2	0.3	2	16	16.5	<0.1
A00348427	RC Chip	0.139	11.9	107	2.33	1123	0.436	7.84	2.224	2.49	1.1	38.7	23	0.8	15.7	5.6	0.3	<1	18	16.5	<0.1
A00348428	RC Chip	0.167	11.2	140	2.88	1011	0.439	8.14	2.258	2.43	1.4	38.5	21	0.7	15.8	4.6	0.3	1	23	15.9	<0.1
A00348429	RC Chip	0.155	10.3	112	2.69	1121	0.454	8.09	2.208	2.59	1.1	35.3	19	0.7	14.6	4.9	0.3	2	21	13.4	<0.1
A00348430	Rock	0.038	13.2	4	0.48	782	0.211	7.03	3.233	1.57	0.3	52.3	25	0.7	17.1	5.2	0.4	<1	6	2.6	<0.1

This report supersedes all previous preliminary and final reports with this file number dated prior to the date on this certificate. Signature indicates final approval; preliminary reports are unsigned and should be used for reference only.

BUREAU VERITAS
MINERAL LABORATORIES
Canada

www.bureauveritas.com/um

Bureau Veritas Commodities Canada Ltd.

9050 Shaughnessy St Vancouver British Columbia V6P 6E5 Canada
PHONE (604) 253-3158

Client: **Equity Exploration Consultants Ltd.**
#1510 - 250 Howe St.
Vancouver British Columbia V6C 3R8 Canada

Project: MAX
Report Date: June 27, 2019

CERTIFICATE OF ANALYSIS VAN19001352.1

	Method	MA200	MA200	MA200	MA200	MA200	MA200	MA200
	Analyte	Rb	Hf	In	Re	Se	Te	Tl
	Unit	ppm	ppm	ppm	ppm	ppm	ppm	ppm
	MDL	0.1	0.1	0.05	0.005	1	0.5	0.5
A00348401	RC Chip	42.1	1.4	<0.05	<0.005	<1	<0.5	<0.5
A00348402	RC Chip	39.6	1.4	0.07	<0.005	<1	<0.5	<0.5
A00348403	RC Chip	38.1	1.4	<0.05	<0.005	<1	<0.5	<0.5
A00348404	RC Chip	39.3	1.5	0.06	<0.005	<1	<0.5	<0.5
A00348405	RC Chip	37.7	1.4	<0.05	<0.005	<1	<0.5	<0.5
A00348406	RC Chip	59.1	0.9	<0.05	<0.005	<1	0.7	<0.5
A00348407	RC Chip	63.0	0.7	<0.05	0.013	<1	<0.5	<0.5
A00348408	RC Chip	50.0	0.7	<0.05	<0.005	1	<0.5	<0.5
A00348409	RC Chip	42.2	0.8	0.05	<0.005	<1	<0.5	<0.5
A00348410	Rock	35.6	1.8	<0.05	<0.005	<1	<0.5	<0.5
A00348411	RC Chip	39.6	0.7	0.06	<0.005	4	<0.5	<0.5
A00348412	RC Chip	51.9	0.8	0.05	<0.005	<1	1.0	<0.5
A00348413	RC Chip	47.6	1.1	0.06	<0.005	<1	0.8	<0.5
A00348414	RC Chip	36.0	1.1	<0.05	<0.005	<1	0.8	<0.5
A00348415	RC Chip	38.8	1.2	<0.05	<0.005	<1	1.0	<0.5
A00348416	RC Chip	44.2	1.4	0.06	<0.005	<1	<0.5	<0.5
A00348417	RC Chip	49.4	1.3	0.08	<0.005	<1	<0.5	<0.5
A00348418	RC Chip	38.8	1.3	<0.05	<0.005	<1	<0.5	<0.5
A00348419	RC Chip	42.6	1.4	<0.05	<0.005	<1	<0.5	<0.5
A00348420	Rock Pulp	178.8	2.3	0.09	<0.005	2	<0.5	1.1
A00348421	RC Chip	41.1	1.4	<0.05	<0.005	<1	<0.5	<0.5
A00348422	RC Chip	40.0	1.6	<0.05	<0.005	<1	<0.5	<0.5
A00348423	RC Chip	42.4	1.6	0.08	<0.005	<1	<0.5	<0.5
A00348424	RC Chip	48.0	1.3	<0.05	<0.005	<1	<0.5	<0.5
A00348425	RC Chip	46.0	1.4	<0.05	<0.005	<1	<0.5	<0.5
A00348426	RC Chip	38.0	1.4	0.07	<0.005	<1	<0.5	<0.5
A00348427	RC Chip	41.2	1.1	0.07	<0.005	<1	1.0	<0.5
A00348428	RC Chip	57.4	0.9	0.07	<0.005	<1	2.1	<0.5
A00348429	RC Chip	43.6	1.1	0.05	<0.005	<1	<0.5	<0.5
A00348430	Rock	34.1	1.7	<0.05	<0.005	<1	<0.5	<0.5

This report supersedes all previous preliminary and final reports with this file number dated prior to the date on this certificate. Signature indicates final approval; preliminary reports are unsigned and should be used for reference only.

BUREAU VERITAS
MINERAL LABORATORIES
Canada

www.bureauveritas.com/um

Bureau Veritas Commodities Canada Ltd.

9050 Shaughnessy St Vancouver British Columbia V6P 6E5 Canada
PHONE (604) 253-3158

Client: **Equity Exploration Consultants Ltd.**
#1510 - 250 Howe St.
Vancouver British Columbia V6C 3R8 Canada

Project: MAX
Report Date: June 27, 2019

CERTIFICATE OF ANALYSIS VAN19001352.1

	Method	WGHT	FA430	MA200	MA200	MA200	MA200	MA200	MA200	MA200	MA200	MA200	MA200	MA200	MA200	MA200	MA200	MA200	MA200	MA200	MA200
	Analyte	Wgt	Au	Mo	Cu	Pb	Zn	Ag	Ni	Co	Mn	Fe	As	U	Th	Sr	Cd	Sb	Bi	V	Ca
	Unit	kg	ppm	ppm	ppm	ppm	ppm	ppm	ppm	ppm	ppm	%	ppm	ppm	ppm	ppm	ppm	ppm	ppm	ppm	%
	MDL	0.01	0.005	0.1	0.1	0.1	1	0.1	0.1	0.2	1	0.01	1	0.1	0.1	1	0.1	0.1	0.1	1	0.01
A00348431	RC Chip	0.86	<0.005	3.0	75.3	9.0	86	0.1	22.9	21.5	1611	6.21	8	1.1	2.1	1021	0.1	6.0	0.2	317	6.66
A00348432	RC Chip	0.55	<0.005	4.1	106.6	9.9	112	0.1	20.1	22.1	1745	6.65	7	1.0	2.0	1031	<0.1	5.8	0.3	355	6.75
A00348433	RC Chip	1.17	0.007	4.1	116.4	8.1	87	8.1	24.1	24.8	1405	6.21	6	1.1	2.2	882	0.2	4.9	0.3	300	5.70
A00348434	RC Chip	0.66	0.006	3.0	83.8	8.0	78	0.2	19.5	24.1	1538	6.21	6	1.5	3.1	1088	0.1	6.0	0.4	302	6.80
A00348435	RC Chip	0.65	0.007	3.1	74.4	7.7	76	0.2	18.7	23.1	1556	6.28	5	1.5	2.5	1087	0.1	6.1	0.4	305	6.97
A00348436	RC Chip	1.06	0.005	2.3	103.2	7.5	78	0.4	19.1	28.5	1282	6.08	6	1.4	2.5	1038	<0.1	4.0	0.3	291	6.06
A00348437	RC Chip	1.36	0.013	2.4	106.2	10.3	143	0.2	45.3	20.8	1115	5.06	11	1.3	3.3	565	0.4	2.7	0.1	189	3.36
A00348438	RC Chip	2.44	0.007	1.7	76.8	8.7	81	0.1	50.7	19.4	1000	4.32	8	1.3	3.6	454	0.3	1.7	<0.1	160	3.10
A00348439	RC Chip	2.37	0.007	1.8	65.8	8.5	81	0.1	47.8	19.1	975	4.45	8	1.4	3.7	432	0.3	1.6	<0.1	163	2.99
A00348440	Rock Pulp	0.06	0.699	320.4	5360.5	20.6	84	0.8	40.8	16.5	568	5.06	29	5.1	17.5	331	0.4	4.0	0.8	124	2.62
A00348441	RC Chip	1.73	0.007	1.6	96.1	9.0	98	0.1	37.7	22.4	1179	5.35	8	1.3	3.3	524	0.2	2.7	<0.1	198	3.32
A00348442	RC Chip	1.09	0.013	1.1	285.0	9.9	108	0.3	24.3	33.6	1592	7.61	11	0.7	1.6	821	0.3	3.1	<0.1	325	4.70
A00348443	RC Chip	1.27	0.011	1.2	270.0	10.1	112	0.3	11.1	33.7	1563	6.86	9	0.5	1.3	1018	0.2	3.0	<0.1	255	4.75
A00348444	RC Chip	2.24	0.023	1.7	201.5	37.4	98	0.5	8.6	27.2	1333	6.38	14	0.8	1.4	664	0.2	2.0	<0.1	238	3.52
A00348445	RC Chip	1.87	0.028	1.5	210.8	30.9	98	0.4	7.8	27.3	1330	6.22	16	0.7	1.0	981	0.3	2.1	<0.1	242	3.45
A00348446	RC Chip	0.49	0.013	1.3	158.0	15.5	103	0.3	6.8	25.9	1401	6.57	11	0.6	1.0	919	0.2	1.9	<0.1	243	4.10
A00348447	RC Chip	0.97	0.014	1.0	152.8	14.7	106	0.3	6.7	28.8	1414	6.46	10	0.5	1.0	914	0.1	2.0	<0.1	240	4.11
A00348448	RC Chip	0.40	0.016	2.2	186.2	17.8	103	0.3	26.9	25.2	1226	5.71	12	0.8	1.7	681	0.2	1.8	<0.1	226	2.95
A00348449	RC Chip	1.08	0.019	2.0	152.9	12.2	97	0.2	35.8	25.0	1272	5.77	11	0.8	2.1	600	0.4	1.8	<0.1	223	3.17
A00348450	Rock	0.54	<0.005	1.1	3.1	2.8	36	<0.1	0.8	3.6	697	2.05	<1	1.3	3.1	196	<0.1	0.1	<0.1	30	1.42
A00349851	RC Chip	1.94	0.007	1.8	109.4	10.4	84	0.2	34.9	25.5	1325	6.23	9	0.9	2.0	821	0.2	2.9	<0.1	250	4.57
A00349852	RC Chip	1.46	0.016	1.5	111.1	10.0	90	<0.1	31.0	28.6	1254	6.58	9	1.2	2.7	844	<0.1	2.9	<0.1	253	4.05
A00349853	RC Chip	1.83	0.007	1.5	93.9	10.1	88	<0.1	35.2	26.8	1076	5.99	8	1.2	3.3	597	<0.1	2.2	<0.1	221	3.30
A00349854	RC Chip	1.73	0.006	2.1	101.2	10.1	73	0.2	35.5	25.4	1307	5.88	9	1.1	2.4	649	0.2	2.4	<0.1	229	3.63
A00349855	RC Chip	1.19	0.012	1.8	91.1	9.3	70	0.2	32.1	19.3	1143	5.02	7	1.1	2.3	571	0.3	2.2	0.1	199	2.81
A00349856	RC Chip	0.97	0.012	2.1	105.7	12.3	77	0.2	39.3	24.3	1145	4.95	7	1.1	2.4	542	0.3	2.1	0.1	189	2.64
A00349857	RC Chip	0.80	0.012	1.5	68.6	9.9	65	0.1	36.1	18.3	963	4.00	5	1.2	2.8	473	0.2	1.4	<0.1	152	2.35
A00349858	RC Chip	0.85	0.009	1.6	72.2	10.2	60	0.1	37.4	19.0	955	3.98	6	1.2	2.8	492	0.3	1.5	<0.1	153	2.45
A00349859	RC Chip	0.64	0.009	1.5	61.3	9.3	57	0.1	35.5	16.3	929	3.82	5	1.2	2.8	462	0.3	1.3	<0.1	146	2.46
A00349860	RC Chip	L.N.R.	L.N.R.	L.N.R.	L.N.R.	L.N.R.	L.N.R.	L.N.R.	L.N.R.	L.N.R.	L.N.R.	L.N.R.	L.N.R.	L.N.R.	L.N.R.	L.N.R.	L.N.R.	L.N.R.	L.N.R.	L.N.R.	L.N.R.

This report supersedes all previous preliminary and final reports with this file number dated prior to the date on this certificate. Signature indicates final approval; preliminary reports are unsigned and should be used for reference only.

BUREAU VERITAS
MINERAL LABORATORIES
Canada

www.bureauveritas.com/um

Bureau Veritas Commodities Canada Ltd.

9050 Shaughnessy St Vancouver British Columbia V6P 6E5 Canada
PHONE (604) 253-3158

Client: **Equity Exploration Consultants Ltd.**
#1510 - 250 Howe St.
Vancouver British Columbia V6C 3R8 Canada

Project: MAX
Report Date: June 27, 2019

CERTIFICATE OF ANALYSIS VAN19001352.1

	Method	MA200	MA200	MA200	MA200	MA200	MA200	MA200	MA200	MA200	MA200	MA200	MA200	MA200	MA200	MA200	MA200	MA200	MA200	MA200	MA200
	Analyte	P	La	Cr	Mg	Ba	Ti	Al	Na	K	W	Zr	Ce	Sn	Y	Nb	Ta	Be	Sc	Li	S
	Unit	%	ppm	ppm	%	ppm	%	%	%	%	ppm	ppm	ppm	ppm	ppm	ppm	ppm	ppm	ppm	ppm	%
	MDL	0.001	0.1	1	0.01	1	0.001	0.01	0.001	0.01	0.1	0.1	1	0.1	0.1	0.1	0.1	1	1	0.1	0.1
A00348431	RC Chip	0.147	13.0	56	2.63	1089	0.474	8.56	2.221	1.83	4.3	29.8	24	0.8	17.5	4.0	0.2	1	27	7.5	0.5
A00348432	RC Chip	0.141	11.9	56	2.96	777	0.496	8.53	2.418	1.45	1.9	30.7	23	1.0	17.8	3.5	0.2	<1	33	10.8	0.9
A00348433	RC Chip	0.137	13.3	48	2.47	829	0.459	8.52	2.257	2.55	15.2	28.1	25	1.4	16.9	3.8	1.7	<1	28	10.8	1.1
A00348434	RC Chip	0.166	16.1	35	2.55	339	0.459	8.83	2.520	1.70	6.5	32.7	30	0.9	17.4	4.4	0.3	<1	27	8.8	1.2
A00348435	RC Chip	0.170	15.9	31	2.55	169	0.483	8.86	2.521	1.69	5.6	31.2	30	0.8	17.8	4.4	0.3	1	27	9.5	1.2
A00348436	RC Chip	0.169	15.7	33	2.56	188	0.488	8.90	2.728	2.29	2.8	33.2	30	0.9	17.9	4.1	0.2	<1	26	14.6	1.4
A00348437	RC Chip	0.120	16.5	80	1.93	1042	0.435	8.03	2.150	1.79	1.7	45.2	31	0.8	17.7	5.4	0.4	2	20	18.3	<0.1
A00348438	RC Chip	0.107	16.8	85	1.63	1010	0.421	7.43	2.015	1.56	1.4	55.6	32	1.0	18.3	5.7	0.3	1	17	20.0	<0.1
A00348439	RC Chip	0.103	17.9	82	1.68	1025	0.429	7.49	2.069	1.58	1.3	53.5	33	1.1	17.7	5.6	0.4	<1	18	18.7	<0.1
A00348440	Rock Pulp	0.095	31.8	66	1.53	350	0.484	7.89	1.967	3.38	4.0	66.0	61	3.8	23.4	16.4	1.2	2	13	31.3	0.6
A00348441	RC Chip	0.136	15.6	60	1.84	1233	0.452	8.11	2.150	2.32	1.4	51.1	30	0.9	18.1	5.9	0.4	<1	18	18.7	<0.1
A00348442	RC Chip	0.132	9.9	39	2.53	858	0.519	8.89	2.053	1.80	1.1	27.9	20	0.7	15.1	4.2	0.2	<1	23	17.8	<0.1
A00348443	RC Chip	0.224	8.4	13	2.17	1047	0.494	9.56	2.315	2.76	1.3	21.6	17	0.6	14.5	4.3	0.2	<1	16	19.7	<0.1
A00348444	RC Chip	0.218	5.4	9	1.75	1179	0.383	8.69	2.692	4.00	19.0	19.4	14	0.7	10.8	4.6	0.3	<1	10	20.4	<0.1
A00348445	RC Chip	0.235	6.2	9	1.69	1161	0.371	8.96	3.107	3.36	2.1	16.9	16	0.7	12.8	4.4	0.2	1	11	19.7	<0.1
A00348446	RC Chip	0.270	6.1	6	1.71	1313	0.348	9.36	2.745	3.99	1.4	18.4	15	0.6	12.1	4.0	0.2	<1	10	24.2	<0.1
A00348447	RC Chip	0.290	6.1	6	1.66	1418	0.337	9.33	2.651	4.04	11.5	18.4	14	0.6	11.6	4.1	0.2	<1	9	22.4	<0.1
A00348448	RC Chip	0.180	7.5	62	1.70	1102	0.376	7.97	2.595	2.72	5.5	29.7	18	0.8	11.0	4.9	0.3	<1	14	22.2	<0.1
A00348449	RC Chip	0.152	8.7	74	1.83	1070	0.406	7.85	2.369	2.51	1.6	36.5	20	0.7	12.1	4.9	0.3	1	16	17.0	<0.1
A00348450	Rock	0.039	14.4	3	0.50	718	0.218	7.19	3.313	1.49	0.4	51.9	26	0.7	16.7	6.0	0.4	1	7	3.0	<0.1
A00349851	RC Chip	0.141	11.3	85	2.46	1171	0.464	8.45	2.290	2.72	1.5	39.6	22	0.9	16.4	5.6	0.3	<1	22	15.9	<0.1
A00349852	RC Chip	0.142	15.0	76	2.12	1354	0.472	8.89	2.021	3.23	1.5	36.7	28	0.9	18.3	6.5	0.4	<1	23	18.5	<0.1
A00349853	RC Chip	0.117	17.3	85	1.93	1149	0.474	8.31	1.951	2.86	1.4	51.2	32	0.8	17.6	6.8	0.4	1	20	18.6	<0.1
A00349854	RC Chip	0.126	13.3	84	2.03	1113	0.423	8.34	2.090	2.61	1.3	35.5	25	0.7	16.4	5.3	0.3	1	20	15.7	<0.1
A00349855	RC Chip	0.124	10.6	62	1.77	1154	0.390	7.99	2.280	2.75	1.3	38.9	21	0.7	15.3	4.7	0.3	1	18	16.7	<0.1
A00349856	RC Chip	0.127	14.6	80	1.71	1145	0.394	7.60	2.224	2.37	1.3	46.2	27	0.6	16.2	4.7	0.3	1	20	16.6	<0.1
A00349857	RC Chip	0.122	16.2	86	1.32	1032	0.413	6.73	2.116	1.67	0.9	45.3	31	0.8	16.8	5.5	0.3	1	17	13.7	<0.1
A00349858	RC Chip	0.115	17.0	83	1.39	1047	0.402	6.87	2.163	1.72	0.9	43.4	32	0.7	17.9	5.2	0.3	<1	17	13.6	<0.1
A00349859	RC Chip	0.110	16.7	75	1.33	955	0.399	6.73	2.159	1.57	0.9	44.1	33	0.7	17.0	5.1	0.3	1	16	12.7	<0.1
A00349860	RC Chip	L.N.R.	L.N.R.	L.N.R.	L.N.R.	L.N.R.	L.N.R.	L.N.R.	L.N.R.	L.N.R.	L.N.R.	L.N.R.	L.N.R.	L.N.R.	L.N.R.	L.N.R.	L.N.R.	L.N.R.	L.N.R.	L.N.R.	L.N.R.

This report supersedes all previous preliminary and final reports with this file number dated prior to the date on this certificate. Signature indicates final approval; preliminary reports are unsigned and should be used for reference only.

BUREAU VERITAS
MINERAL LABORATORIES
Canada

www.bureauveritas.com/um

Bureau Veritas Commodities Canada Ltd.

9050 Shaughnessy St Vancouver British Columbia V6P 6E5 Canada
PHONE (604) 253-3158

Client: **Equity Exploration Consultants Ltd.**
#1510 - 250 Howe St.
Vancouver British Columbia V6C 3R8 Canada

Project: MAX
Report Date: June 27, 2019

CERTIFICATE OF ANALYSIS VAN19001352.1

	Method	MA200	MA200	MA200	MA200	MA200	MA200	MA200
	Analyte	Rb	Hf	In	Re	Se	Te	Tl
	Unit	ppm	ppm	ppm	ppm	ppm	ppm	ppm
	MDL	0.1	0.1	0.05	0.005	1	0.5	0.5
A00348431	RC Chip	34.8	1.3	0.08	<0.005	<1	1.2	<0.5
A00348432	RC Chip	40.8	0.9	0.08	<0.005	1	0.9	<0.5
A00348433	RC Chip	46.9	0.9	<0.05	<0.005	1	0.9	<0.5
A00348434	RC Chip	31.3	1.5	<0.05	<0.005	<1	0.9	<0.5
A00348435	RC Chip	29.1	1.0	0.07	<0.005	<1	1.8	<0.5
A00348436	RC Chip	37.5	1.1	<0.05	<0.005	1	0.7	<0.5
A00348437	RC Chip	53.7	1.3	<0.05	<0.005	<1	<0.5	<0.5
A00348438	RC Chip	48.0	1.6	0.05	<0.005	<1	<0.5	<0.5
A00348439	RC Chip	49.0	1.5	<0.05	<0.005	<1	<0.5	<0.5
A00348440	Rock Pulp	169.5	2.0	0.08	<0.005	3	0.6	1.1
A00348441	RC Chip	51.8	1.8	<0.05	<0.005	<1	<0.5	<0.5
A00348442	RC Chip	42.8	1.1	<0.05	<0.005	<1	<0.5	<0.5
A00348443	RC Chip	48.5	0.7	<0.05	<0.005	<1	<0.5	<0.5
A00348444	RC Chip	46.0	0.6	0.10	<0.005	<1	<0.5	<0.5
A00348445	RC Chip	45.3	0.5	0.06	<0.005	<1	<0.5	<0.5
A00348446	RC Chip	52.0	0.5	<0.05	<0.005	<1	<0.5	<0.5
A00348447	RC Chip	48.2	0.6	<0.05	<0.005	<1	<0.5	<0.5
A00348448	RC Chip	34.8	1.0	0.07	<0.005	<1	<0.5	<0.5
A00348449	RC Chip	38.5	1.2	<0.05	<0.005	<1	<0.5	<0.5
A00348450	Rock	32.5	1.6	<0.05	<0.005	<1	<0.5	<0.5
A00349851	RC Chip	53.2	1.0	<0.05	<0.005	<1	<0.5	<0.5
A00349852	RC Chip	66.5	1.3	0.05	<0.005	<1	0.8	<0.5
A00349853	RC Chip	61.6	1.4	<0.05	<0.005	<1	0.7	<0.5
A00349854	RC Chip	52.2	1.2	0.05	<0.005	1	0.9	<0.5
A00349855	RC Chip	55.3	1.2	<0.05	<0.005	1	<0.5	<0.5
A00349856	RC Chip	62.7	1.3	<0.05	<0.005	<1	0.5	<0.5
A00349857	RC Chip	46.6	1.3	<0.05	<0.005	<1	<0.5	<0.5
A00349858	RC Chip	47.6	1.3	<0.05	<0.005	<1	0.5	<0.5
A00349859	RC Chip	43.8	1.3	<0.05	<0.005	<1	<0.5	<0.5
A00349860	RC Chip	L.N.R.	L.N.R.	L.N.R.	L.N.R.	L.N.R.	L.N.R.	L.N.R.

This report supersedes all previous preliminary and final reports with this file number dated prior to the date on this certificate. Signature indicates final approval; preliminary reports are unsigned and should be used for reference only.

BUREAU VERITAS
MINERAL LABORATORIES
Canada

www.bureauveritas.com/um

Bureau Veritas Commodities Canada Ltd.

9050 Shaughnessy St Vancouver British Columbia V6P 6E5 Canada
PHONE (604) 253-3158

Client: **Equity Exploration Consultants Ltd.**
#1510 - 250 Howe St.
Vancouver British Columbia V6C 3R8 Canada

Project: MAX
Report Date: June 27, 2019

CERTIFICATE OF ANALYSIS VAN19001352.1

	Method	WGHT	FA430	MA200	MA200	MA200	MA200	MA200	MA200	MA200	MA200	MA200	MA200	MA200	MA200	MA200	MA200	MA200	MA200	MA200	MA200
	Analyte	Wgt	Au	Mo	Cu	Pb	Zn	Ag	Ni	Co	Mn	Fe	As	U	Th	Sr	Cd	Sb	Bi	V	Ca
	Unit	kg	ppm	ppm	ppm	ppm	ppm	ppm	ppm	ppm	ppm	%	ppm	ppm	ppm	ppm	ppm	ppm	ppm	ppm	%
	MDL	0.01	0.005	0.1	0.1	0.1	1	0.1	0.1	0.2	1	0.01	1	0.1	0.1	1	0.1	0.1	0.1	1	0.01
A00349861	RC Chip	0.59	0.011	1.3	69.4	10.7	59	0.1	37.5	18.3	962	3.97	6	1.2	3.1	460	0.3	1.4	<0.1	151	2.49
A00349862	RC Chip	0.76	0.011	1.8	90.7	14.6	72	0.1	39.6	22.6	1071	4.40	6	1.2	3.1	506	0.2	1.6	0.1	164	2.52
A00349863	RC Chip	0.66	0.019	2.6	139.1	20.6	91	0.2	50.5	35.8	1445	5.27	9	1.3	3.3	524	0.7	2.0	0.2	196	2.74
A00349864	RC Chip	1.02	0.015	2.2	128.3	13.6	88	0.1	35.4	28.5	2165	5.83	9	1.2	2.6	606	0.3	2.1	<0.1	215	3.10
A00349865	RC Chip	1.06	0.009	1.4	114.8	10.1	87	<0.1	33.1	28.5	1576	6.29	8	1.3	2.7	631	0.3	1.9	<0.1	230	3.37
A00349866	RC Chip	1.86	0.007	1.0	94.2	9.2	85	<0.1	30.6	24.6	1208	6.01	7	1.1	2.4	661	0.1	1.9	<0.1	221	3.45
A00349867	RC Chip	1.90	0.007	1.0	96.0	9.3	85	<0.1	31.8	26.7	1275	6.18	7	1.1	2.6	650	0.2	2.1	<0.1	224	3.63
A00349868	RC Chip	1.86	0.013	1.2	105.0	9.9	92	0.1	28.5	28.1	1380	6.35	8	1.1	2.4	692	0.1	2.1	<0.1	233	3.57
A00349869	RC Chip	0.38	0.030	0.8	135.1	9.6	101	0.2	30.5	37.3	1550	8.23	8	0.9	1.5	845	0.3	2.6	<0.1	357	5.28
A00349870	Rock	0.71	<0.005	1.4	4.8	3.0	40	<0.1	1.2	4.5	689	2.22	3	1.3	3.2	193	<0.1	0.2	<0.1	38	1.44
A00349871	RC Chip	0.26	0.011	1.0	129.4	25.7	69	0.2	49.4	20.3	617	4.46	5	1.0	1.5	1037	0.3	1.0	0.2	202	1.05
A00349872	RC Chip	0.55	0.024	0.8	145.2	10.3	62	0.2	25.3	30.9	701	7.39	4	0.8	1.4	246	0.3	0.9	<0.1	260	0.74
A00349873	RC Chip	0.47	0.023	3.1	132.7	10.3	47	0.4	19.5	25.4	704	6.36	6	0.9	2.0	394	0.2	0.9	<0.1	235	0.96
A00349874	RC Chip	0.90	0.048	5.9	156.5	10.8	74	0.3	20.0	22.4	868	6.74	16	1.2	1.6	366	0.4	1.1	<0.1	289	1.33
A00349875	RC Chip	0.73	0.036	1.1	211.2	6.9	74	0.2	27.7	34.7	1124	7.51	9	0.8	1.2	393	0.1	1.2	<0.1	310	2.60
A00349876	RC Chip	0.61	0.041	1.3	185.1	9.0	61	0.2	21.0	27.1	939	7.10	6	0.7	1.4	613	<0.1	1.0	<0.1	325	2.71
A00349877	RC Chip	2.33	0.056	1.1	211.8	10.3	50	0.2	16.2	28.4	920	6.82	6	0.9	1.8	706	0.2	1.2	<0.1	234	2.84
A00349878	RC Chip	0.21	0.043	1.3	174.3	12.8	66	0.3	16.1	26.3	845	7.26	7	0.9	1.6	684	0.2	0.9	<0.1	261	2.30
A00349879	RC Chip	0.68	0.021	2.0	161.8	20.7	128	0.4	23.8	30.3	1032	6.95	5	1.0	1.4	434	0.3	0.7	<0.1	314	1.73
A00349880	RC Chip	L.N.R.	L.N.R.	L.N.R.	L.N.R.	L.N.R.	L.N.R.	L.N.R.	L.N.R.	L.N.R.	L.N.R.	L.N.R.	L.N.R.	L.N.R.	L.N.R.	L.N.R.	L.N.R.	L.N.R.	L.N.R.	L.N.R.	L.N.R.
A00349881	RC Chip	0.74	0.020	2.5	230.3	17.1	94	0.4	27.5	42.3	905	8.43	<1	1.1	0.8	421	0.6	0.6	<0.1	314	3.14
A00349882	RC Chip	0.69	0.018	1.2	196.8	10.7	52	0.3	26.8	36.9	949	8.04	3	0.7	0.9	629	0.2	0.9	<0.1	322	4.91
A00349883	RC Chip	0.28	0.018	1.0	191.9	10.0	48	0.2	25.6	36.9	947	7.64	4	0.7	1.0	638	0.3	0.8	<0.1	316	4.88
A00349884	RC Chip	1.29	0.005	0.9	158.0	5.5	86	0.1	177.3	46.8	1343	6.79	3	1.1	2.2	657	<0.1	0.8	<0.1	234	6.11
A00349885	RC Chip	0.79	<0.005	0.8	152.4	5.3	68	0.2	175.8	45.6	1334	6.64	2	1.1	2.3	646	<0.1	0.7	<0.1	237	5.51
A00349886	RC Chip	0.23	<0.005	1.2	145.6	11.9	104	0.2	185.4	51.8	1474	6.84	3	1.1	2.2	621	0.3	0.7	<0.1	241	5.39
A00349887	RC Chip	1.00	0.011	5.0	174.8	21.0	122	0.6	96.6	47.2	1524	7.33	3	0.9	1.3	355	0.4	0.7	<0.1	313	4.16
A00349888	RC Chip	0.94	0.009	6.0	204.7	23.8	111	0.6	154.5	47.8	1449	7.04	4	1.2	2.0	351	0.3	0.5	0.1	264	4.85
A00349889	RC Chip	1.08	0.007	5.0	155.1	8.0	88	0.4	166.7	49.2	1394	6.57	4	1.3	2.2	315	0.1	0.6	<0.1	232	6.10
A00349890	RC Chip	L.N.R.	L.N.R.	L.N.R.	L.N.R.	L.N.R.	L.N.R.	L.N.R.	L.N.R.	L.N.R.	L.N.R.	L.N.R.	L.N.R.	L.N.R.	L.N.R.	L.N.R.	L.N.R.	L.N.R.	L.N.R.	L.N.R.	L.N.R.

This report supersedes all previous preliminary and final reports with this file number dated prior to the date on this certificate. Signature indicates final approval; preliminary reports are unsigned and should be used for reference only.

BUREAU VERITAS
MINERAL LABORATORIES
Canada

www.bureauveritas.com/um

Bureau Veritas Commodities Canada Ltd.

9050 Shaughnessy St Vancouver British Columbia V6P 6E5 Canada
PHONE (604) 253-3158

Client: **Equity Exploration Consultants Ltd.**
#1510 - 250 Howe St.
Vancouver British Columbia V6C 3R8 Canada

Project: MAX
Report Date: June 27, 2019

CERTIFICATE OF ANALYSIS VAN19001352.1

	Method	MA200	MA200	MA200	MA200	MA200	MA200	MA200	MA200	MA200	MA200	MA200	MA200	MA200	MA200	MA200	MA200	MA200	MA200	MA200	MA200
	Analyte	P	La	Cr	Mg	Ba	Ti	Al	Na	K	W	Zr	Ce	Sn	Y	Nb	Ta	Be	Sc	Li	S
	Unit	%	ppm	ppm	%	ppm	%	%	%	%	ppm	ppm	ppm	ppm	ppm	ppm	ppm	ppm	ppm	ppm	%
	MDL	0.001	0.1	1	0.01	1	0.001	0.01	0.001	0.01	0.1	0.1	1	0.1	0.1	0.1	0.1	1	1	0.1	0.1
A00349861	RC Chip	0.113	17.4	79	1.39	953	0.423	6.83	2.141	1.62	0.9	44.1	33	0.7	16.8	5.5	0.3	1	17	12.6	<0.1
A00349862	RC Chip	0.120	16.6	89	1.49	991	0.416	6.81	2.098	1.73	1.1	43.6	33	0.8	17.5	5.5	0.3	<1	20	14.6	<0.1
A00349863	RC Chip	0.133	17.9	110	1.95	1002	0.435	7.26	1.945	1.84	1.3	43.5	35	0.8	18.5	5.6	0.3	1	22	16.3	<0.1
A00349864	RC Chip	0.138	13.7	75	1.67	1320	0.443	8.26	1.984	2.87	1.3	50.5	27	0.7	15.7	5.6	0.3	1	18	15.1	<0.1
A00349865	RC Chip	0.126	15.1	84	1.88	1358	0.474	8.32	1.892	3.20	1.3	45.4	30	0.8	17.5	6.8	0.4	1	18	17.0	<0.1
A00349866	RC Chip	0.122	12.7	68	1.85	1241	0.456	8.29	1.926	3.35	1.1	39.6	27	0.8	16.7	6.6	0.4	1	18	15.8	<0.1
A00349867	RC Chip	0.132	14.5	65	1.96	1356	0.473	8.55	2.053	3.37	1.3	45.1	29	0.8	16.5	6.8	0.4	2	20	16.2	<0.1
A00349868	RC Chip	0.125	12.4	67	1.87	1302	0.471	8.51	1.902	3.63	1.3	43.4	25	0.8	15.3	6.6	0.4	1	19	19.3	<0.1
A00349869	RC Chip	0.130	10.1	51	2.64	1090	0.512	8.78	1.464	2.78	0.7	28.5	19	0.6	14.4	4.1	0.2	1	26	24.1	<0.1
A00349870	Rock	0.043	13.9	3	0.55	864	0.227	7.77	3.861	1.71	0.5	54.1	27	0.8	17.1	6.1	0.4	2	7	3.2	<0.1
A00349871	RC Chip	0.134	7.1	104	1.54	2278	0.243	9.18	0.973	9.47	1.2	30.2	13	0.9	8.0	7.0	0.3	3	13	25.9	<0.1
A00349872	RC Chip	0.190	7.4	72	2.49	1206	0.334	8.74	3.255	4.31	0.9	10.3	16	1.0	12.3	3.4	0.2	2	24	37.5	<0.1
A00349873	RC Chip	0.209	9.8	50	1.95	2115	0.376	9.43	2.600	6.25	1.2	12.8	19	1.0	15.3	5.5	0.3	2	19	30.9	<0.1
A00349874	RC Chip	0.180	8.6	59	2.25	1523	0.346	8.67	3.071	3.52	0.8	12.5	16	1.4	14.3	4.1	0.2	2	24	30.8	<0.1
A00349875	RC Chip	0.162	6.5	72	2.86	1123	0.448	8.34	2.861	3.60	0.8	12.9	13	1.2	13.1	4.6	0.3	<1	26	30.0	<0.1
A00349876	RC Chip	0.183	6.3	56	2.16	1713	0.474	9.01	2.586	4.76	1.0	10.5	13	1.2	12.8	4.6	0.2	1	26	26.9	<0.1
A00349877	RC Chip	0.188	9.4	41	1.71	1916	0.460	9.09	2.949	4.16	0.8	11.8	18	1.1	14.8	5.4	0.3	2	18	22.7	<0.1
A00349878	RC Chip	0.190	9.6	34	1.73	1836	0.436	9.62	3.228	4.89	0.9	10.2	18	1.2	15.3	5.1	0.3	1	20	28.1	<0.1
A00349879	RC Chip	0.176	8.1	59	2.51	1439	0.406	9.45	2.271	6.76	1.9	18.6	16	0.9	13.1	4.5	0.2	2	23	40.3	0.4
A00349880	RC Chip	L.N.R.	L.N.R.	L.N.R.	L.N.R.	L.N.R.	L.N.R.	L.N.R.	L.N.R.	L.N.R.	L.N.R.	L.N.R.	L.N.R.	L.N.R.	L.N.R.	L.N.R.	L.N.R.	L.N.R.	L.N.R.	L.N.R.	L.N.R.
A00349881	RC Chip	0.167	6.9	76	2.73	45	0.414	8.96	1.914	5.58	0.5	13.8	15	0.5	14.4	3.4	0.2	3	28	39.5	2.5
A00349882	RC Chip	0.175	8.8	64	3.02	492	0.432	8.96	1.979	3.74	1.5	14.0	16	0.7	14.7	3.5	0.1	2	28	25.6	1.1
A00349883	RC Chip	0.177	8.4	71	3.15	1067	0.442	9.14	2.045	3.69	36.9	14.9	16	0.8	14.1	3.5	0.2	2	29	27.1	0.8
A00349884	RC Chip	0.223	10.5	383	6.25	1156	0.357	7.05	1.393	3.74	0.9	25.1	20	0.6	12.2	3.5	0.2	<1	25	35.4	<0.1
A00349885	RC Chip	0.221	10.6	376	6.23	1123	0.341	6.93	1.417	3.97	1.0	31.1	19	0.5	12.2	3.2	0.2	1	24	36.0	<0.1
A00349886	RC Chip	0.212	10.3	420	6.50	887	0.345	6.75	1.398	4.13	0.7	28.0	20	0.5	12.4	3.2	0.2	2	24	42.5	<0.1
A00349887	RC Chip	0.171	8.7	216	5.22	1002	0.456	7.50	2.119	4.54	0.9	23.1	16	0.5	13.0	3.1	0.2	3	30	43.8	<0.1
A00349888	RC Chip	0.199	9.8	358	5.94	1196	0.386	6.96	1.648	4.87	8.3	24.9	18	0.6	12.3	3.2	0.2	2	27	44.4	0.1
A00349889	RC Chip	0.212	10.4	369	6.15	1226	0.335	6.72	1.420	4.96	0.7	24.1	19	0.4	11.3	3.1	0.2	1	24	45.5	0.3
A00349890	RC Chip	L.N.R.	L.N.R.	L.N.R.	L.N.R.	L.N.R.	L.N.R.	L.N.R.	L.N.R.	L.N.R.	L.N.R.	L.N.R.	L.N.R.	L.N.R.	L.N.R.	L.N.R.	L.N.R.	L.N.R.	L.N.R.	L.N.R.	L.N.R.

This report supersedes all previous preliminary and final reports with this file number dated prior to the date on this certificate. Signature indicates final approval; preliminary reports are unsigned and should be used for reference only.

BUREAU VERITAS
MINERAL LABORATORIES
Canada

www.bureauveritas.com/um

Bureau Veritas Commodities Canada Ltd.

9050 Shaughnessy St Vancouver British Columbia V6P 6E5 Canada
PHONE (604) 253-3158

Client: **Equity Exploration Consultants Ltd.**
#1510 - 250 Howe St.
Vancouver British Columbia V6C 3R8 Canada

Project: MAX
Report Date: June 27, 2019

CERTIFICATE OF ANALYSIS VAN19001352.1

	Method	MA200	MA200	MA200	MA200	MA200	MA200	MA200
	Analyte	Rb	Hf	In	Re	Se	Te	Tl
	Unit	ppm	ppm	ppm	ppm	ppm	ppm	ppm
	MDL	0.1	0.1	0.05	0.005	1	0.5	0.5
A00349861	RC Chip	44.2	1.3	0.05	<0.005	<1	<0.5	<0.5
A00349862	RC Chip	50.5	1.3	0.05	<0.005	<1	<0.5	<0.5
A00349863	RC Chip	59.7	1.3	<0.05	<0.005	<1	<0.5	<0.5
A00349864	RC Chip	58.6	1.0	<0.05	<0.005	<1	<0.5	<0.5
A00349865	RC Chip	57.0	1.7	<0.05	<0.005	<1	<0.5	<0.5
A00349866	RC Chip	56.2	1.3	<0.05	<0.005	<1	0.5	<0.5
A00349867	RC Chip	63.8	1.3	0.07	<0.005	<1	0.7	<0.5
A00349868	RC Chip	58.2	1.2	<0.05	<0.005	1	<0.5	<0.5
A00349869	RC Chip	48.7	1.0	0.05	<0.005	<1	<0.5	<0.5
A00349870	Rock	36.0	1.9	<0.05	<0.005	<1	<0.5	<0.5
A00349871	RC Chip	133.1	0.8	<0.05	<0.005	<1	<0.5	0.7
A00349872	RC Chip	85.7	0.4	<0.05	<0.005	<1	<0.5	<0.5
A00349873	RC Chip	103.9	0.5	<0.05	<0.005	<1	<0.5	0.6
A00349874	RC Chip	74.2	0.5	0.06	0.007	<1	<0.5	<0.5
A00349875	RC Chip	62.8	0.5	<0.05	<0.005	<1	0.7	0.5
A00349876	RC Chip	75.0	0.5	<0.05	0.009	<1	<0.5	0.6
A00349877	RC Chip	64.3	0.5	<0.05	0.007	1	<0.5	<0.5
A00349878	RC Chip	92.8	0.8	<0.05	<0.005	<1	0.7	<0.5
A00349879	RC Chip	151.3	0.5	<0.05	0.008	3	<0.5	0.9
A00349880	RC Chip	L.N.R.	L.N.R.	L.N.R.	L.N.R.	L.N.R.	L.N.R.	L.N.R.
A00349881	RC Chip	118.9	0.6	<0.05	0.175	16	<0.5	0.8
A00349882	RC Chip	88.4	0.6	<0.05	0.069	6	1.0	<0.5
A00349883	RC Chip	79.9	0.6	<0.05	0.063	4	<0.5	<0.5
A00349884	RC Chip	96.1	1.0	<0.05	<0.005	<1	2.2	<0.5
A00349885	RC Chip	105.3	1.0	0.05	<0.005	<1	1.6	0.5
A00349886	RC Chip	126.4	0.8	<0.05	<0.005	<1	2.3	0.6
A00349887	RC Chip	142.6	0.9	<0.05	<0.005	<1	1.1	0.7
A00349888	RC Chip	149.4	0.8	<0.05	<0.005	<1	0.9	0.7
A00349889	RC Chip	139.2	0.9	<0.05	<0.005	<1	2.2	0.6
A00349890	RC Chip	L.N.R.	L.N.R.	L.N.R.	L.N.R.	L.N.R.	L.N.R.	L.N.R.

This report supersedes all previous preliminary and final reports with this file number dated prior to the date on this certificate. Signature indicates final approval; preliminary reports are unsigned and should be used for reference only.

BUREAU VERITAS
MINERAL LABORATORIES
Canada

www.bureauveritas.com/um

Bureau Veritas Commodities Canada Ltd.

9050 Shaughnessy St Vancouver British Columbia V6P 6E5 Canada
PHONE (604) 253-3158

Client: **Equity Exploration Consultants Ltd.**
#1510 - 250 Howe St.
Vancouver British Columbia V6C 3R8 Canada

Project: MAX
Report Date: June 27, 2019

CERTIFICATE OF ANALYSIS VAN19001352.1

	Method	WGHT	FA430	MA200	MA200	MA200	MA200	MA200	MA200	MA200	MA200	MA200	MA200	MA200	MA200	MA200	MA200	MA200	MA200	MA200	MA200
	Analyte	Wgt	Au	Mo	Cu	Pb	Zn	Ag	Ni	Co	Mn	Fe	As	U	Th	Sr	Cd	Sb	Bi	V	Ca
	Unit	kg	ppm	ppm	ppm	ppm	ppm	ppm	ppm	ppm	ppm	%	ppm	ppm	ppm	ppm	ppm	ppm	ppm	ppm	%
	MDL	0.01	0.005	0.1	0.1	0.1	1	0.1	0.1	0.2	1	0.01	1	0.1	0.1	1	0.1	0.1	0.1	1	0.01
A00349891	RC Chip	0.69	0.007	2.3	162.8	5.7	96	0.4	176.0	48.7	1350	6.78	4	1.3	2.3	433	0.2	0.7	<0.1	247	5.85
A00349892	RC Chip	0.58	0.008	2.1	156.4	5.8	92	0.4	165.0	47.0	1368	6.83	3	1.3	2.1	450	0.1	0.7	<0.1	250	5.94
A00349893	RC Chip	1.14	0.010	6.8	255.5	5.8	85	0.6	63.8	44.4	1490	7.68	3	0.6	1.0	602	0.2	0.9	<0.1	313	7.56
A00349894	RC Chip	0.57	0.018	1.7	103.1	9.2	90	0.1	46.6	25.4	1140	5.27	9	1.2	2.9	440	0.2	1.6	<0.1	199	2.79
A00349895	RC Chip	1.96	0.008	1.8	88.6	9.0	97	0.1	53.1	22.0	1047	4.94	11	1.1	2.9	439	0.3	1.6	<0.1	185	2.92
A00349896	RC Chip	1.97	0.013	1.9	78.7	8.6	86	0.2	47.5	21.5	1050	4.85	10	1.2	2.7	485	0.4	1.8	0.1	187	3.39
A00349897	RC Chip	1.99	0.008	1.8	94.4	9.4	91	0.2	52.3	22.3	1047	4.90	8	1.2	3.3	456	0.3	1.7	0.1	185	3.29
A00349898	RC Chip	2.15	0.008	1.8	83.8	8.5	87	0.1	43.6	22.5	1062	4.87	10	1.2	3.1	497	0.2	1.7	<0.1	188	3.30
A00349899	RC Chip	2.23	0.009	1.7	88.3	8.8	84	0.1	44.3	22.0	1064	4.88	9	1.3	3.4	461	0.4	1.7	<0.1	188	3.15
A00349900	RC Chip	L.N.R.	L.N.R.	L.N.R.	L.N.R.	L.N.R.	L.N.R.	L.N.R.	L.N.R.	L.N.R.	L.N.R.	L.N.R.	L.N.R.	L.N.R.	L.N.R.	L.N.R.	L.N.R.	L.N.R.	L.N.R.	L.N.R.	L.N.R.
A00349601	RC Chip	0.59	0.009	2.5	142.1	10.5	120	<0.1	49.3	21.9	1062	4.81	10	1.2	3.2	463	0.2	1.7	0.2	175	2.14
A00349602	RC Chip	1.03	0.008	2.2	112.9	10.9	109	0.1	59.7	21.9	1096	4.86	10	1.1	3.2	491	0.3	1.8	0.1	174	2.68
A00349603	RC Chip	0.98	0.008	1.9	99.1	19.0	90	0.2	44.2	22.4	1124	4.83	7	1.0	2.5	604	0.3	1.5	0.1	185	3.81
A00349604	RC Chip	0.77	0.010	3.0	112.0	13.3	99	0.2	42.9	26.8	1211	5.80	10	1.1	2.8	553	0.4	2.8	0.2	225	3.54
A00349605	RC Chip	1.01	0.039	2.6	120.4	13.9	91	0.2	42.0	29.2	1311	6.37	10	1.1	2.4	758	0.3	3.5	0.2	263	4.57
A00349606	RC Chip	0.76	0.009	2.0	77.4	10.0	90	0.2	47.3	20.4	1052	4.73	9	1.1	3.0	450	0.4	1.9	0.1	177	3.11
A00349607	RC Chip	0.73	0.012	2.2	84.5	9.0	85	0.3	39.7	21.3	1160	5.37	7	1.1	2.3	661	0.2	1.6	<0.1	201	3.49
A00349608	RC Chip	0.85	0.008	2.1	93.3	9.0	83	0.2	44.2	22.7	1346	5.71	7	0.9	1.9	662	0.2	1.3	<0.1	216	3.36
A00349609	RC Chip	0.98	0.008	2.1	126.7	10.3	83	0.3	40.6	27.6	1279	5.86	7	1.2	7.4	777	0.3	1.5	<0.1	213	3.68
A00349610	Rock	0.80	<0.005	1.0	4.9	2.7	37	<0.1	0.7	4.2	613	1.95	3	1.3	3.3	170	<0.1	<0.1	<0.1	33	1.42
A00349611	RC Chip	0.88	0.007	2.2	98.6	11.6	93	0.2	35.7	25.9	1331	6.18	9	1.2	2.5	721	0.4	2.2	<0.1	243	3.78
A00349612	RC Chip	1.02	0.008	1.7	101.5	13.5	95	0.2	44.1	29.1	1343	6.17	9	1.3	3.5	744	0.3	2.3	<0.1	237	4.21
A00349613	RC Chip	0.88	0.011	1.6	197.3	11.8	115	0.4	54.6	46.0	1576	7.70	9	0.9	1.9	839	0.7	3.1	<0.1	326	6.37
A00349614	RC Chip	0.76	0.007	1.2	154.2	10.3	165	0.2	57.2	63.7	2091	10.15	8	0.4	0.9	650	0.8	4.2	<0.1	468	8.71
A00349615	RC Chip	1.14	0.006	0.6	121.1	16.8	140	0.2	51.3	55.0	2049	9.37	9	0.4	0.7	974	0.8	6.9	<0.1	437	10.57
A00349616	RC Chip	1.07	0.007	0.4	76.8	20.1	128	0.2	50.4	51.8	1955	9.42	10	0.4	0.9	1115	0.8	7.0	<0.1	435	10.22
A00349617	RC Chip	0.88	<0.005	0.5	217.5	20.5	144	0.4	50.6	56.7	1736	9.41	7	0.9	1.9	639	0.6	4.4	<0.1	410	5.97
A00349618	RC Chip	1.11	0.005	0.5	215.6	23.5	149	0.3	53.9	50.7	1804	9.66	7	0.8	1.7	658	0.5	4.1	<0.1	422	6.41
A00349619	RC Chip	0.73	<0.005	0.8	75.4	4.2	84	0.2	40.8	36.8	1369	7.11	9	0.8	1.7	908	<0.1	3.3	<0.1	290	6.39
A00349620	Rock Pulp	0.07	0.689	325.8	5588.2	20.2	87	0.7	44.5	16.4	568	5.15	29	4.0	16.1	315	0.3	3.3	0.6	131	2.70

This report supersedes all previous preliminary and final reports with this file number dated prior to the date on this certificate. Signature indicates final approval; preliminary reports are unsigned and should be used for reference only.

BUREAU VERITAS
MINERAL LABORATORIES
Canada

www.bureauveritas.com/um

Bureau Veritas Commodities Canada Ltd.

9050 Shaughnessy St Vancouver British Columbia V6P 6E5 Canada
PHONE (604) 253-3158

Client: **Equity Exploration Consultants Ltd.**
#1510 - 250 Howe St.
Vancouver British Columbia V6C 3R8 Canada

Project: MAX
Report Date: June 27, 2019

CERTIFICATE OF ANALYSIS VAN19001352.1

	Method	MA200	MA200	MA200	MA200	MA200	MA200	MA200	MA200	MA200	MA200	MA200	MA200	MA200	MA200	MA200	MA200	MA200	MA200	MA200	MA200
	Analyte	P	La	Cr	Mg	Ba	Ti	Al	Na	K	W	Zr	Ce	Sn	Y	Nb	Ta	Be	Sc	Li	S
	Unit	%	ppm	ppm	%	ppm	%	%	%	%	ppm	ppm	ppm	ppm	ppm	ppm	ppm	ppm	ppm	ppm	%
	MDL	0.001	0.1	1	0.01	1	0.001	0.01	0.001	0.01	0.1	0.1	1	0.1	0.1	0.1	0.1	1	1	0.1	0.1
A00349891	RC Chip	0.210	10.1	369	5.96	1245	0.357	6.84	1.484	4.53	0.8	23.5	19	0.5	11.9	3.2	0.2	2	25	38.4	0.3
A00349892	RC Chip	0.226	10.1	358	6.03	1180	0.358	7.00	1.555	4.56	0.8	20.7	19	0.4	12.4	3.2	0.2	1	25	39.9	0.4
A00349893	RC Chip	0.129	7.0	140	4.27	876	0.466	7.59	1.976	3.12	1.3	23.5	13	0.4	12.0	2.7	0.1	<1	30	26.9	0.2
A00349894	RC Chip	0.108	13.5	93	2.14	1137	0.444	7.94	2.289	2.15	1.2	43.5	28	0.7	15.3	5.3	0.3	1	20	20.8	<0.1
A00349895	RC Chip	0.115	12.9	91	1.87	1081	0.435	7.63	2.248	1.86	1.2	47.6	25	0.9	16.0	5.3	0.3	<1	19	21.5	<0.1
A00349896	RC Chip	0.109	13.3	82	1.93	1061	0.428	7.71	2.238	2.06	1.1	47.2	26	0.9	16.7	5.2	0.3	<1	19	18.7	<0.1
A00349897	RC Chip	0.120	15.5	95	1.99	1060	0.424	7.63	2.120	1.95	1.3	45.8	30	0.8	17.0	5.7	0.3	<1	19	22.7	<0.1
A00349898	RC Chip	0.120	14.3	81	1.89	1082	0.433	7.83	2.280	2.15	1.1	46.5	29	0.8	17.2	5.4	0.3	1	18	18.9	<0.1
A00349899	RC Chip	0.123	16.2	79	1.86	1043	0.445	7.89	2.241	2.10	1.1	47.2	30	1.0	17.7	5.4	0.3	1	19	21.0	<0.1
A00349900	RC Chip	L.N.R.	L.N.R.	L.N.R.	L.N.R.	L.N.R.	L.N.R.	L.N.R.	L.N.R.	L.N.R.	L.N.R.	L.N.R.	L.N.R.	L.N.R.	L.N.R.	L.N.R.	L.N.R.	L.N.R.	L.N.R.	L.N.R.	L.N.R.
A00349601	RC Chip	0.097	14.4	96	1.59	1064	0.438	7.95	2.242	1.84	2.0	43.8	28	1.0	14.9	5.9	0.4	<1	17	20.1	<0.1
A00349602	RC Chip	0.118	13.1	101	1.70	994	0.430	7.88	2.238	1.99	1.7	43.5	27	0.8	15.8	6.0	0.4	1	17	21.8	<0.1
A00349603	RC Chip	0.133	12.0	88	1.84	1095	0.436	7.71	2.397	2.23	1.6	42.7	23	0.8	15.7	5.5	0.3	1	17	18.5	<0.1
A00349604	RC Chip	0.137	13.2	95	2.21	1134	0.467	8.10	2.425	2.68	1.5	42.0	25	0.9	16.4	5.6	0.3	1	21	21.3	0.1
A00349605	RC Chip	0.142	12.7	100	2.70	1058	0.495	8.52	2.488	2.78	1.6	41.7	25	1.0	16.4	6.1	0.3	<1	25	21.8	<0.1
A00349606	RC Chip	0.105	13.3	89	1.80	940	0.418	7.42	2.201	1.89	1.2	48.5	27	0.9	14.8	5.7	0.3	1	16	18.3	<0.1
A00349607	RC Chip	0.142	11.6	77	2.09	1117	0.428	8.18	2.643	2.76	4.5	36.3	22	0.8	15.3	6.2	0.4	<1	17	18.7	<0.1
A00349608	RC Chip	0.147	8.5	85	2.00	1045	0.451	7.72	2.511	2.65	1.3	33.5	18	0.7	14.4	5.7	0.4	2	17	17.1	<0.1
A00349609	RC Chip	0.179	13.8	82	2.18	1175	0.451	9.03	2.921	3.13	1.4	35.4	28	1.0	18.8	7.3	0.4	2	19	16.6	<0.1
A00349610	Rock	0.041	12.1	2	0.48	795	0.203	7.39	3.701	1.71	0.3	53.2	23	0.8	16.0	5.8	0.4	<1	7	3.3	<0.1
A00349611	RC Chip	0.153	13.1	90	2.43	1275	0.488	9.14	2.869	3.46	1.6	32.5	24	0.9	18.3	7.5	0.5	1	22	15.6	<0.1
A00349612	RC Chip	0.152	16.9	100	2.37	1209	0.454	8.53	2.265	2.51	1.2	41.9	31	0.9	18.5	6.7	0.4	1	22	19.0	<0.1
A00349613	RC Chip	0.149	10.6	138	3.66	932	0.483	8.38	2.044	1.83	0.9	37.7	20	0.8	18.3	5.5	0.3	1	32	18.7	<0.1
A00349614	RC Chip	0.086	6.1	144	5.41	356	0.595	6.84	0.940	0.95	0.8	23.9	12	0.6	15.4	3.4	0.2	<1	53	17.0	<0.1
A00349615	RC Chip	0.071	6.3	138	4.63	404	0.489	8.19	0.900	0.78	0.9	32.5	12	0.6	14.4	3.5	0.2	<1	41	10.0	<0.1
A00349616	RC Chip	0.085	6.7	122	4.53	513	0.501	8.46	1.121	0.89	1.0	29.8	13	0.4	14.7	3.1	0.2	<1	43	13.3	<0.1
A00349617	RC Chip	0.138	9.1	117	4.32	1372	0.546	7.55	1.602	2.49	1.2	29.4	18	0.5	14.8	3.7	0.2	<1	38	23.4	<0.1
A00349618	RC Chip	0.133	9.3	114	4.56	1293	0.568	7.57	1.554	2.42	1.2	37.3	17	0.9	14.9	3.6	0.2	<1	44	22.8	<0.1
A00349619	RC Chip	0.154	10.6	136	3.81	1139	0.576	8.67	2.469	2.54	1.4	18.1	21	0.6	18.7	5.6	0.3	<1	30	25.2	<0.1
A00349620	Rock Pulp	0.095	26.8	69	1.56	531	0.455	7.92	2.193	3.64	3.5	65.6	53	3.0	22.4	15.5	1.2	3	13	32.6	0.5

This report supersedes all previous preliminary and final reports with this file number dated prior to the date on this certificate. Signature indicates final approval; preliminary reports are unsigned and should be used for reference only.

BUREAU VERITAS
MINERAL LABORATORIES
Canada

www.bureauveritas.com/um

Bureau Veritas Commodities Canada Ltd.

9050 Shaughnessy St Vancouver British Columbia V6P 6E5 Canada
PHONE (604) 253-3158

Client: **Equity Exploration Consultants Ltd.**
#1510 - 250 Howe St.
Vancouver British Columbia V6C 3R8 Canada

Project: MAX
Report Date: June 27, 2019

CERTIFICATE OF ANALYSIS VAN19001352.1

	Method	MA200	MA200	MA200	MA200	MA200	MA200	MA200
	Analyte	Rb	Hf	In	Re	Se	Te	Tl
	Unit	ppm	ppm	ppm	ppm	ppm	ppm	ppm
	MDL	0.1	0.1	0.05	0.005	1	0.5	0.5
A00349891	RC Chip	129.4	1.0	<0.05	<0.005	<1	2.0	0.6
A00349892	RC Chip	131.8	0.7	0.05	<0.005	<1	0.8	0.6
A00349893	RC Chip	84.9	0.7	<0.05	<0.005	<1	0.7	<0.5
A00349894	RC Chip	48.3	1.2	<0.05	<0.005	<1	0.7	<0.5
A00349895	RC Chip	36.9	1.5	<0.05	<0.005	<1	<0.5	<0.5
A00349896	RC Chip	42.9	1.4	<0.05	<0.005	<1	1.1	<0.5
A00349897	RC Chip	49.1	1.2	<0.05	<0.005	1	<0.5	<0.5
A00349898	RC Chip	47.1	1.2	0.06	<0.005	<1	<0.5	<0.5
A00349899	RC Chip	49.2	1.4	<0.05	<0.005	<1	<0.5	<0.5
A00349900	RC Chip	L.N.R.	L.N.R.	L.N.R.	L.N.R.	L.N.R.	L.N.R.	L.N.R.
A00349601	RC Chip	49.6	1.4	0.07	<0.005	<1	<0.5	<0.5
A00349602	RC Chip	45.1	1.4	<0.05	<0.005	<1	0.6	<0.5
A00349603	RC Chip	38.2	1.4	<0.05	<0.005	<1	0.6	<0.5
A00349604	RC Chip	46.2	1.4	0.05	<0.005	<1	1.3	<0.5
A00349605	RC Chip	48.0	1.3	0.05	<0.005	<1	<0.5	<0.5
A00349606	RC Chip	36.5	1.4	<0.05	<0.005	<1	1.0	<0.5
A00349607	RC Chip	41.7	1.3	0.06	<0.005	<1	0.7	<0.5
A00349608	RC Chip	33.0	1.0	<0.05	<0.005	<1	0.7	<0.5
A00349609	RC Chip	65.0	1.1	0.05	<0.005	<1	1.8	<0.5
A00349610	Rock	36.5	1.8	<0.05	<0.005	<1	<0.5	<0.5
A00349611	RC Chip	59.0	1.0	0.07	<0.005	1	1.2	<0.5
A00349612	RC Chip	50.1	1.4	<0.05	<0.005	<1	1.0	<0.5
A00349613	RC Chip	58.7	1.2	0.05	<0.005	<1	1.8	<0.5
A00349614	RC Chip	48.9	1.0	0.07	<0.005	<1	4.2	<0.5
A00349615	RC Chip	29.0	0.9	0.06	<0.005	<1	3.3	<0.5
A00349616	RC Chip	31.8	1.0	0.07	<0.005	<1	2.0	<0.5
A00349617	RC Chip	56.4	1.0	0.07	<0.005	<1	2.5	<0.5
A00349618	RC Chip	54.0	1.1	0.07	<0.005	<1	1.7	<0.5
A00349619	RC Chip	75.3	0.8	<0.05	<0.005	<1	1.7	<0.5
A00349620	Rock Pulp	159.1	2.0	0.09	<0.005	3	0.6	0.9

This report supersedes all previous preliminary and final reports with this file number dated prior to the date on this certificate. Signature indicates final approval; preliminary reports are unsigned and should be used for reference only.

BUREAU VERITAS
MINERAL LABORATORIES
Canada

www.bureauveritas.com/um

Bureau Veritas Commodities Canada Ltd.

9050 Shaughnessy St Vancouver British Columbia V6P 6E5 Canada
PHONE (604) 253-3158

Client: **Equity Exploration Consultants Ltd.**
#1510 - 250 Howe St.
Vancouver British Columbia V6C 3R8 Canada

Project: MAX
Report Date: June 27, 2019

CERTIFICATE OF ANALYSIS VAN19001352.1

	Method	WGHT	FA430	MA200	MA200	MA200	MA200	MA200	MA200	MA200	MA200	MA200	MA200	MA200	MA200	MA200	MA200	MA200	MA200	MA200	MA200
	Analyte	Wgt	Au	Mo	Cu	Pb	Zn	Ag	Ni	Co	Mn	Fe	As	U	Th	Sr	Cd	Sb	Bi	V	Ca
	Unit	kg	ppm	ppm	ppm	ppm	ppm	ppm	ppm	ppm	ppm	%	ppm	ppm	ppm	ppm	ppm	ppm	ppm	ppm	%
	MDL	0.01	0.005	0.1	0.1	0.1	1	0.1	0.1	0.2	1	0.01	1	0.1	0.1	1	0.1	0.1	0.1	1	0.01
A00349621	RC Chip	1.10	0.011	1.4	91.9	5.5	90	0.1	22.7	31.4	1468	7.24	9	0.8	2.2	982	<0.1	3.7	<0.1	311	4.66
A00349622	RC Chip	0.94	0.009	1.6	94.7	6.8	96	0.2	44.2	39.4	1686	7.80	13	0.8	1.8	1086	0.1	4.7	<0.1	317	5.55
A00349623	RC Chip	1.06	0.010	2.6	118.5	6.4	82	0.2	24.2	39.2	1412	6.93	10	0.8	1.8	976	0.1	4.3	<0.1	303	5.74
A00349624	RC Chip	0.96	0.010	2.8	175.3	7.6	83	0.2	23.4	36.6	1505	6.86	10	0.8	1.7	1032	0.2	4.7	<0.1	301	5.78
A00349625	RC Chip	1.04	0.010	6.6	209.4	8.8	87	0.3	28.1	37.1	1674	7.32	11	1.0	1.8	1439	<0.1	6.0	<0.1	306	8.26
A00349626	RC Chip	0.64	0.009	7.2	212.3	9.4	84	0.3	24.5	37.7	1693	7.33	12	1.1	1.8	1424	0.2	6.4	<0.1	305	8.54
A00349627	RC Chip	0.66	0.015	2.5	142.9	10.0	90	0.1	35.8	27.7	1245	5.66	10	1.3	3.5	633	0.2	2.4	<0.1	218	3.70
A00349628	RC Chip	0.96	0.013	1.5	148.4	10.4	106	0.2	15.9	30.7	1505	7.01	8	1.0	2.6	1325	<0.1	3.0	<0.1	263	5.12
A00349629	RC Chip	0.97	0.009	2.1	157.3	7.4	99	0.1	12.1	29.5	1519	6.87	5	1.0	2.4	690	0.1	1.6	<0.1	258	5.26
A00349630	Rock	0.68	<0.005	1.2	5.8	2.9	37	<0.1	0.8	4.0	675	2.01	3	1.3	3.0	214	<0.1	<0.1	<0.1	34	1.55
A00349631	RC Chip	0.88	0.009	2.8	183.3	7.6	94	0.2	12.7	34.2	1560	7.21	6	1.1	2.5	819	<0.1	2.4	<0.1	273	5.65
A00349632	RC Chip	1.08	0.010	1.6	164.3	7.1	91	0.1	11.6	30.2	1498	6.98	5	0.8	2.0	684	<0.1	1.5	<0.1	257	4.96
A00349633	RC Chip	0.82	0.009	1.8	143.0	6.5	86	0.1	12.0	29.6	1491	6.85	5	0.8	2.0	629	<0.1	1.3	<0.1	257	5.07
A00349634	RC Chip	0.94	0.012	1.3	149.2	7.5	91	0.2	24.1	32.1	1330	6.10	11	1.0	2.3	708	0.2	1.8	<0.1	264	4.09
A00349635	RC Chip	0.83	0.013	1.3	95.7	8.9	81	0.1	39.0	22.5	1103	5.02	10	1.1	3.2	495	0.3	1.6	<0.1	192	2.64
A00349636	RC Chip	0.96	0.011	2.4	100.4	11.6	93	0.1	33.9	24.2	1244	5.69	12	1.5	4.7	435	0.2	1.5	<0.1	205	2.38
A00349637	RC Chip	0.94	0.009	1.9	100.1	12.9	102	0.1	30.7	27.8	1292	6.05	9	1.4	4.3	481	0.3	1.6	<0.1	224	2.59
A00349638	RC Chip	1.03	0.008	2.3	76.3	12.3	93	0.2	25.8	24.5	1237	5.85	9	1.5	4.6	483	0.1	1.5	<0.1	208	2.53
A00349639	RC Chip	1.06	0.017	2.0	230.6	6.5	89	0.3	21.1	29.9	1425	6.89	9	1.1	2.1	644	0.1	1.8	<0.1	270	4.39
A00349640	Rock Pulp	0.07	0.222	96.6	2802.5	23.2	78	0.4	64.4	16.1	544	4.50	22	5.1	19.6	318	<0.1	2.1	0.6	125	2.69
A00349641	RC Chip	1.27	0.018	2.1	186.6	10.7	97	0.2	29.6	29.8	1230	6.75	11	1.2	2.3	723	0.2	2.1	<0.1	260	3.61
A00349642	RC Chip	1.11	2.627	1.4	136.0	8.7	98	0.2	21.0	26.0	1289	6.88	10	1.0	2.0	670	0.1	1.9	<0.1	275	3.89
A00349643	RC Chip	0.97	0.014	1.0	224.1	9.5	93	0.4	22.8	40.8	1663	8.47	11	0.7	1.2	680	0.3	2.5	<0.1	391	4.83
A00349644	RC Chip	1.12	0.012	0.7	333.5	10.7	100	0.4	27.7	51.5	1761	9.80	12	0.3	0.5	1033	0.3	5.3	<0.1	515	6.83
A00349645	RC Chip	1.09	0.008	0.5	140.0	11.1	90	0.2	25.3	49.9	1583	9.05	11	0.3	4.1	1397	0.1	4.8	<0.1	491	8.46
A00349646	RC Chip	1.09	0.007	0.8	72.3	12.2	95	0.2	29.3	54.0	1625	9.88	10	0.3	0.7	1587	0.1	5.1	<0.1	521	8.87
A00349647	RC Chip	0.91	0.007	0.9	95.7	12.5	110	0.2	31.7	50.9	2101	9.70	11	0.4	0.9	1107	0.2	4.7	<0.1	509	8.43
A00349648	RC Chip	1.04	0.007	0.7	162.6	9.9	111	0.3	13.9	36.4	1897	7.92	10	0.5	1.2	721	0.1	3.2	<0.1	382	5.00
A00349649	RC Chip	0.97	0.007	0.7	159.2	10.2	108	0.3	13.6	36.7	1887	8.00	10	0.6	1.3	735	<0.1	3.1	<0.1	381	5.11
A00349650	Rock	0.86	<0.005	1.1	5.4	3.2	42	<0.1	0.8	4.1	702	2.08	3	1.3	3.0	220	<0.1	<0.1	<0.1	35	1.63

This report supersedes all previous preliminary and final reports with this file number dated prior to the date on this certificate. Signature indicates final approval; preliminary reports are unsigned and should be used for reference only.

BUREAU VERITAS
MINERAL LABORATORIES
Canada

www.bureauveritas.com/um

Bureau Veritas Commodities Canada Ltd.

9050 Shaughnessy St Vancouver British Columbia V6P 6E5 Canada
PHONE (604) 253-3158

Client: **Equity Exploration Consultants Ltd.**
#1510 - 250 Howe St.
Vancouver British Columbia V6C 3R8 Canada

Project: MAX
Report Date: June 27, 2019

CERTIFICATE OF ANALYSIS VAN19001352.1

	Method	MA200	MA200	MA200	MA200	MA200	MA200	MA200	MA200	MA200	MA200	MA200	MA200	MA200	MA200	MA200	MA200	MA200	MA200	MA200	MA200
	Analyte	P	La	Cr	Mg	Ba	Ti	Al	Na	K	W	Zr	Ce	Sn	Y	Nb	Ta	Be	Sc	Li	S
	Unit	%	ppm	ppm	%	ppm	%	%	%	%	ppm	ppm	ppm	ppm	ppm	ppm	ppm	ppm	ppm	ppm	%
	MDL	0.001	0.1	1	0.01	1	0.001	0.01	0.001	0.01	0.1	0.1	1	0.1	0.1	0.1	0.1	1	1	0.1	0.1
A00349621	RC Chip	0.171	12.4	46	3.06	1269	0.635	9.54	3.506	2.89	2.3	15.0	24	0.9	21.9	6.7	0.4	<1	27	23.1	0.2
A00349622	RC Chip	0.164	10.2	155	3.94	630	0.560	8.82	3.163	1.75	2.0	16.8	21	1.4	19.4	5.0	0.3	2	32	24.6	0.2
A00349623	RC Chip	0.165	12.1	56	3.34	588	0.659	9.18	2.928	3.01	1.8	20.5	24	1.4	21.3	7.0	0.4	1	28	27.7	1.1
A00349624	RC Chip	0.177	12.0	52	3.28	676	0.654	9.21	2.854	2.96	3.5	15.8	25	1.4	22.3	6.9	0.4	<1	28	25.6	1.0
A00349625	RC Chip	0.155	12.5	64	3.17	577	0.597	9.03	2.668	1.33	2.9	27.4	24	1.5	20.1	6.4	0.4	1	27	16.8	0.9
A00349626	RC Chip	0.170	11.5	63	3.17	517	0.602	9.10	2.596	1.22	2.9	23.0	23	1.6	20.5	6.7	0.4	1	27	16.7	0.8
A00349627	RC Chip	0.118	15.4	90	2.04	1133	0.437	8.35	2.338	2.63	1.7	38.8	30	1.0	16.8	5.8	0.4	1	20	20.7	<0.1
A00349628	RC Chip	0.171	12.0	25	2.03	1153	0.467	9.53	2.674	3.19	1.8	48.6	23	0.7	18.3	6.6	0.4	<1	18	14.9	<0.1
A00349629	RC Chip	0.174	10.3	11	2.13	1507	0.449	9.40	2.764	3.43	0.8	49.5	20	0.8	18.7	7.3	0.4	2	17	11.9	<0.1
A00349630	Rock	0.043	13.6	2	0.50	886	0.199	7.69	3.684	1.78	0.4	50.4	25	0.4	17.8	5.3	0.4	<1	7	3.1	<0.1
A00349631	RC Chip	0.190	11.7	13	2.17	1485	0.495	9.64	2.728	3.31	0.8	50.1	22	0.9	19.4	7.5	0.4	<1	19	12.2	<0.1
A00349632	RC Chip	0.193	10.7	9	2.14	1625	0.469	9.60	2.949	3.58	1.0	42.6	22	2.0	18.9	6.2	0.4	1	18	12.5	<0.1
A00349633	RC Chip	0.188	10.3	10	2.12	1511	0.436	9.55	2.995	3.59	0.9	39.3	20	0.8	17.8	6.5	0.4	<1	18	13.4	<0.1
A00349634	RC Chip	0.183	12.0	53	2.29	995	0.436	8.75	2.479	1.95	1.4	34.0	24	0.4	16.4	5.1	0.3	<1	19	19.8	<0.1
A00349635	RC Chip	0.124	13.5	81	1.64	1101	0.389	7.96	2.191	2.40	1.5	38.4	27	0.7	15.6	5.5	0.4	1	19	19.3	<0.1
A00349636	RC Chip	0.118	18.0	77	1.66	1053	0.438	8.37	2.027	2.63	1.4	48.3	37	0.9	15.4	7.2	0.4	1	18	22.1	<0.1
A00349637	RC Chip	0.116	17.9	64	1.71	1204	0.440	8.68	2.042	2.73	1.2	46.6	38	0.9	16.8	7.3	0.4	1	19	23.9	<0.1
A00349638	RC Chip	0.131	17.6	60	1.52	1041	0.445	8.76	2.088	2.45	1.0	52.9	38	1.0	16.4	8.0	0.5	1	18	23.1	<0.1
A00349639	RC Chip	0.271	12.3	38	2.18	1412	0.478	9.15	2.717	3.14	1.5	30.3	25	0.5	20.3	6.0	0.4	1	19	17.7	<0.1
A00349640	Rock Pulp	0.099	32.3	83	1.51	1080	0.470	7.95	2.161	3.75	4.4	68.7	64	3.1	25.7	17.7	1.3	4	13	34.4	0.3
A00349641	RC Chip	0.176	12.8	65	2.05	1323	0.473	9.10	2.439	3.16	2.0	34.8	25	0.6	19.2	5.9	0.3	1	22	17.3	<0.1
A00349642	RC Chip	0.165	9.7	44	2.18	1410	0.438	9.01	2.398	3.31	1.2	31.7	19	0.6	17.5	5.6	0.3	<1	22	14.9	<0.1
A00349643	RC Chip	0.104	6.8	37	2.70	1018	0.489	8.99	1.673	2.99	1.0	22.6	14	0.3	14.8	3.9	0.2	1	30	19.4	<0.1
A00349644	RC Chip	0.049	3.9	11	3.85	586	0.550	9.48	1.161	1.91	1.0	12.0	8	0.3	11.6	1.9	0.1	<1	37	24.0	<0.1
A00349645	RC Chip	0.044	3.7	10	3.68	406	0.493	8.97	1.234	1.07	0.7	13.8	8	0.8	10.3	3.1	0.2	<1	35	19.4	<0.1
A00349646	RC Chip	0.043	4.1	9	4.08	407	0.575	8.93	1.121	0.99	0.8	14.9	8	0.7	11.0	2.3	0.1	<1	41	19.5	<0.1
A00349647	RC Chip	0.058	4.8	12	4.10	549	0.583	8.86	1.236	1.45	0.8	17.6	10	0.5	12.9	3.0	0.1	<1	38	18.2	<0.1
A00349648	RC Chip	0.131	6.2	8	2.78	1116	0.474	8.82	2.436	2.93	0.7	21.2	14	0.5	13.0	4.0	0.2	<1	23	19.9	<0.1
A00349649	RC Chip	0.133	7.1	8	2.86	1129	0.479	9.32	2.399	2.93	0.7	21.7	15	0.4	13.9	3.7	0.2	<1	23	19.7	<0.1
A00349650	Rock	0.042	13.1	2	0.52	834	0.210	7.62	3.638	1.86	0.4	45.5	25	0.7	15.4	5.5	0.4	1	6	4.0	<0.1

This report supersedes all previous preliminary and final reports with this file number dated prior to the date on this certificate. Signature indicates final approval; preliminary reports are unsigned and should be used for reference only.

BUREAU VERITAS
MINERAL LABORATORIES
Canada

www.bureauveritas.com/um

Bureau Veritas Commodities Canada Ltd.

9050 Shaughnessy St Vancouver British Columbia V6P 6E5 Canada
PHONE (604) 253-3158

Client: **Equity Exploration Consultants Ltd.**
#1510 - 250 Howe St.
Vancouver British Columbia V6C 3R8 Canada

Project: MAX
Report Date: June 27, 2019

CERTIFICATE OF ANALYSIS VAN19001352.1

	Method	MA200	MA200	MA200	MA200	MA200	MA200	MA200
	Analyte	Rb	Hf	In	Re	Se	Te	Tl
	Unit	ppm	ppm	ppm	ppm	ppm	ppm	ppm
	MDL	0.1	0.1	0.05	0.005	1	0.5	0.5
A00349621	RC Chip	83.3	0.7	<0.05	<0.005	<1	1.4	<0.5
A00349622	RC Chip	63.8	0.7	<0.05	<0.005	<1	1.6	<0.5
A00349623	RC Chip	83.6	0.7	0.05	<0.005	<1	1.5	<0.5
A00349624	RC Chip	82.1	0.9	<0.05	0.005	1	1.7	<0.5
A00349625	RC Chip	49.9	0.9	0.09	0.010	1	1.3	<0.5
A00349626	RC Chip	46.6	0.9	0.08	0.010	<1	1.1	<0.5
A00349627	RC Chip	51.2	1.3	0.07	<0.005	<1	0.8	<0.5
A00349628	RC Chip	50.9	1.5	<0.05	<0.005	<1	0.7	<0.5
A00349629	RC Chip	58.5	1.7	<0.05	<0.005	<1	1.2	<0.5
A00349630	Rock	35.9	1.7	<0.05	<0.005	<1	<0.5	<0.5
A00349631	RC Chip	62.2	1.8	<0.05	<0.005	<1	0.7	<0.5
A00349632	RC Chip	64.6	1.5	0.06	<0.005	<1	0.7	<0.5
A00349633	RC Chip	59.4	1.4	<0.05	<0.005	<1	1.0	<0.5
A00349634	RC Chip	39.2	1.2	<0.05	<0.005	<1	0.9	<0.5
A00349635	RC Chip	50.9	1.2	<0.05	<0.005	<1	0.8	<0.5
A00349636	RC Chip	55.5	1.4	0.06	<0.005	<1	0.6	<0.5
A00349637	RC Chip	59.4	1.5	<0.05	<0.005	<1	<0.5	<0.5
A00349638	RC Chip	57.0	1.6	0.06	<0.005	<1	0.6	<0.5
A00349639	RC Chip	56.1	1.1	0.06	<0.005	<1	0.6	<0.5
A00349640	Rock Pulp	175.1	2.2	0.10	<0.005	1	1.0	1.1
A00349641	RC Chip	57.8	1.3	0.06	<0.005	<1	0.8	<0.5
A00349642	RC Chip	55.8	1.1	<0.05	<0.005	<1	0.7	<0.5
A00349643	RC Chip	54.2	0.9	0.08	<0.005	<1	0.7	<0.5
A00349644	RC Chip	40.1	0.6	0.05	<0.005	<1	1.5	<0.5
A00349645	RC Chip	23.0	0.7	<0.05	<0.005	<1	2.5	<0.5
A00349646	RC Chip	28.2	0.7	<0.05	<0.005	<1	1.7	<0.5
A00349647	RC Chip	35.6	0.8	0.06	<0.005	<1	2.1	<0.5
A00349648	RC Chip	39.1	0.8	<0.05	<0.005	<1	1.2	<0.5
A00349649	RC Chip	52.2	0.8	0.06	<0.005	<1	1.4	<0.5
A00349650	Rock	36.1	1.5	<0.05	<0.005	<1	<0.5	<0.5

This report supersedes all previous preliminary and final reports with this file number dated prior to the date on this certificate. Signature indicates final approval; preliminary reports are unsigned and should be used for reference only.

BUREAU VERITAS
MINERAL LABORATORIES
Canada

www.bureauveritas.com/um

Bureau Veritas Commodities Canada Ltd.

9050 Shaughnessy St Vancouver British Columbia V6P 6E5 Canada
PHONE (604) 253-3158

Client: **Equity Exploration Consultants Ltd.**
#1510 - 250 Howe St.
Vancouver British Columbia V6C 3R8 Canada

Project: MAX
Report Date: June 27, 2019

CERTIFICATE OF ANALYSIS VAN19001352.1

	Method	WGHT	FA430	MA200	MA200	MA200	MA200	MA200	MA200	MA200	MA200	MA200	MA200	MA200	MA200	MA200	MA200	MA200	MA200	MA200	MA200
	Analyte	Wgt	Au	Mo	Cu	Pb	Zn	Ag	Ni	Co	Mn	Fe	As	U	Th	Sr	Cd	Sb	Bi	V	Ca
	Unit	kg	ppm	ppm	ppm	ppm	ppm	ppm	ppm	ppm	ppm	%	ppm	ppm	ppm	ppm	ppm	ppm	ppm	ppm	%
	MDL	0.01	0.005	0.1	0.1	0.1	1	0.1	0.1	0.2	1	0.01	1	0.1	0.1	1	0.1	0.1	0.1	1	0.01
A00349651	RC Chip	0.65	0.014	2.0	152.6	9.8	123	<0.1	34.2	24.4	1175	5.32	9	1.2	3.2	620	0.2	1.7	<0.1	205	2.92
A00349652	RC Chip	0.69	0.012	1.6	139.9	10.6	101	0.2	34.8	30.7	1388	6.69	9	1.2	2.6	732	0.1	2.7	<0.1	254	3.83
A00349653	RC Chip	0.78	0.015	1.6	135.2	10.2	97	0.2	28.0	28.5	1368	6.43	10	1.1	2.5	682	0.2	2.6	<0.1	252	3.72
A00349654	RC Chip	0.80	0.010	1.5	116.2	8.3	98	0.2	26.8	27.2	1361	6.41	9	1.0	2.1	608	0.1	1.9	<0.1	258	3.78
A00349655	RC Chip	0.81	0.012	1.7	119.8	8.4	94	0.2	26.6	26.4	1493	6.25	8	0.9	2.0	647	0.2	1.9	<0.1	239	4.11
A00349656	RC Chip	0.90	0.012	1.2	171.4	7.3	85	0.2	25.8	35.7	1550	7.29	11	0.8	1.6	719	0.2	2.5	<0.1	317	5.95
A00349657	RC Chip	0.86	0.009	1.2	160.6	7.8	93	0.2	28.0	34.1	1627	7.38	10	0.7	1.7	876	0.2	4.1	<0.1	340	6.34
A00349658	RC Chip	1.01	0.012	1.2	156.7	7.1	93	0.2	26.1	32.2	1512	6.92	9	0.9	1.9	826	0.2	2.5	<0.1	272	5.73
A00349659	RC Chip	1.14	0.012	1.5	170.9	8.4	79	0.2	27.9	32.1	1449	6.99	10	1.2	3.2	688	<0.1	2.3	<0.1	282	4.64
A00349660	Rock Pulp	0.07	0.701	318.0	5591.3	19.8	86	0.8	41.7	16.2	592	5.21	28	4.5	16.5	330	0.3	3.3	0.4	130	2.73
A00349661	RC Chip	0.91	0.013	1.2	155.6	11.3	97	0.1	39.3	33.1	1449	7.02	9	1.3	3.8	696	0.2	1.9	<0.1	251	3.87
A00349662	RC Chip	1.16	0.008	1.2	208.2	8.6	69	0.2	21.3	28.6	1270	6.00	7	0.8	1.7	977	0.1	1.4	<0.1	235	6.00
A00349663	RC Chip	0.68	0.009	1.1	272.7	8.3	89	0.3	15.1	34.6	1609	7.26	8	0.7	1.4	1064	0.1	1.3	<0.1	323	7.07
A00349664	RC Chip	1.04	0.006	1.1	274.6	9.8	113	0.2	18.1	50.8	2182	8.59	8	0.6	1.2	1238	0.1	2.3	<0.1	413	8.43
A00349665	RC Chip	1.24	0.008	1.2	277.4	7.9	123	0.4	20.0	43.6	2014	7.77	7	0.7	1.5	874	<0.1	1.5	<0.1	352	6.07
A00349666	RC Chip	0.94	0.014	1.2	282.3	9.1	97	0.5	15.8	37.1	1612	6.83	6	0.6	1.2	989	<0.1	1.4	<0.1	292	6.13
A00349667	RC Chip	0.68	0.015	1.1	298.6	8.4	112	0.5	17.8	41.9	1719	7.72	7	0.6	1.1	816	<0.1	1.3	<0.1	354	5.55
A00349668	RC Chip	0.79	0.012	1.4	285.9	11.7	111	9.6	21.1	42.3	1544	7.74	8	0.8	1.3	887	0.2	1.7	<0.1	350	5.40
A00349669	RC Chip	0.85	0.010	1.1	236.6	24.3	143	0.4	19.2	38.3	1871	8.51	7	0.7	1.2	582	0.5	1.4	<0.1	378	4.12
A00349670	Rock	0.84	<0.005	1.3	5.1	3.1	38	<0.1	0.9	4.2	677	1.99	3	1.3	3.3	209	<0.1	0.1	<0.1	32	1.54
A00349671	RC Chip	0.92	0.007	1.3	230.5	11.4	99	0.5	18.0	48.4	1927	9.08	7	0.6	0.8	853	0.4	1.8	<0.1	418	4.95
A00349672	RC Chip	1.29	0.018	1.2	291.0	11.7	86	0.3	15.7	40.3	1468	8.32	10	0.5	0.7	1089	0.2	2.2	<0.1	402	6.00
A00349673	RC Chip	1.22	0.008	0.8	223.1	9.2	84	0.3	18.2	40.8	1358	8.25	5	0.7	1.3	905	0.2	1.5	<0.1	344	5.26
A00349674	RC Chip	0.96	0.010	0.7	222.7	18.3	122	0.4	20.1	43.5	1505	8.33	6	0.7	1.3	557	0.3	1.2	<0.1	356	3.68
A00349675	RC Chip	1.16	0.023	1.0	331.2	11.8	117	0.3	39.0	49.4	1876	11.14	8	0.5	0.8	1460	0.1	2.2	<0.1	576	7.31
A00349676	RC Chip	1.07	0.013	0.8	166.8	8.9	84	0.2	118.2	46.9	1370	7.36	5	1.2	2.4	854	<0.1	1.2	<0.1	270	6.92
A00349677	RC Chip	1.04	0.017	0.4	170.4	9.2	106	0.3	113.8	44.9	1232	7.35	4	1.2	2.4	637	0.2	0.9	<0.1	244	4.06
A00349678	RC Chip	1.15	0.009	0.7	707.8	19.6	2020	0.5	41.6	42.4	1396	8.78	5	0.7	1.4	812	1.3	1.3	<0.1	398	4.55
A00349679	RC Chip	1.12	0.009	0.6	479.7	8.6	133	0.5	28.7	52.9	1392	10.84	4	0.2	0.4	1209	0.6	2.2	<0.1	603	7.35
A00349680	Rock Pulp	0.06	0.228	97.7	2810.8	24.0	81	0.5	64.4	16.1	605	4.47	19	4.8	18.4	305	0.3	2.3	0.7	126	2.67

This report supersedes all previous preliminary and final reports with this file number dated prior to the date on this certificate. Signature indicates final approval; preliminary reports are unsigned and should be used for reference only.

BUREAU VERITAS
MINERAL LABORATORIES
Canada

www.bureauveritas.com/um

Bureau Veritas Commodities Canada Ltd.

9050 Shaughnessy St Vancouver British Columbia V6P 6E5 Canada
PHONE (604) 253-3158

Client: **Equity Exploration Consultants Ltd.**
#1510 - 250 Howe St.
Vancouver British Columbia V6C 3R8 Canada

Project: MAX
Report Date: June 27, 2019

CERTIFICATE OF ANALYSIS VAN19001352.1

	Method	MA200	MA200	MA200	MA200	MA200	MA200	MA200	MA200	MA200	MA200	MA200	MA200	MA200	MA200	MA200	MA200	MA200	MA200	MA200	MA200
	Analyte	P	La	Cr	Mg	Ba	Ti	Al	Na	K	W	Zr	Ce	Sn	Y	Nb	Ta	Be	Sc	Li	S
	Unit	%	ppm	ppm	%	ppm	%	%	%	%	ppm	ppm	ppm	ppm	ppm	ppm	ppm	ppm	ppm	ppm	%
	MDL	0.001	0.1	1	0.01	1	0.001	0.01	0.001	0.01	0.1	0.1	1	0.1	0.1	0.1	0.1	1	1	0.1	0.1
A00349651	RC Chip	0.124	13.4	74	1.74	1170	0.424	8.39	2.356	2.63	2.0	47.4	28	0.8	14.1	5.6	0.3	1	17	18.9	<0.1
A00349652	RC Chip	0.176	12.1	85	2.38	1564	0.437	9.30	2.460	3.56	1.2	32.8	24	0.6	15.8	5.3	0.3	1	19	17.7	<0.1
A00349653	RC Chip	0.165	11.0	66	2.15	1352	0.425	8.92	2.440	3.37	1.3	38.6	23	0.7	16.7	5.5	0.3	1	21	18.8	<0.1
A00349654	RC Chip	0.155	9.9	58	2.24	1323	0.457	8.86	2.551	3.33	1.3	30.7	20	0.7	15.0	5.3	0.3	<1	21	17.0	<0.1
A00349655	RC Chip	0.153	9.1	54	2.11	1214	0.414	8.66	2.369	3.02	1.3	31.8	19	0.6	14.3	5.2	0.3	1	18	15.7	<0.1
A00349656	RC Chip	0.238	9.9	50	2.74	1139	0.468	9.01	2.127	2.82	1.1	30.4	20	0.4	15.4	4.4	0.2	<1	21	21.1	<0.1
A00349657	RC Chip	0.153	8.7	48	2.85	921	0.484	9.20	2.290	1.77	1.3	28.5	18	0.6	14.8	4.8	0.3	1	25	18.4	<0.1
A00349658	RC Chip	0.210	10.8	48	2.56	1368	0.479	9.18	2.304	2.73	1.2	32.2	21	0.5	16.3	4.5	0.3	<1	21	21.9	<0.1
A00349659	RC Chip	0.153	15.2	57	2.15	1180	0.495	9.08	2.196	3.20	1.3	37.2	29	0.7	16.9	6.1	0.4	<1	19	18.2	<0.1
A00349660	Rock Pulp	0.096	28.4	71	1.57	238	0.460	7.86	2.181	3.74	4.2	58.0	56	3.1	20.8	14.5	1.1	2	12	33.6	0.5
A00349661	RC Chip	0.156	15.5	90	2.02	1519	0.494	9.04	1.935	3.46	1.2	39.9	32	0.6	17.1	6.4	0.4	1	20	18.4	<0.1
A00349662	RC Chip	0.127	7.8	44	1.48	1268	0.389	10.35	1.997	2.78	0.8	21.4	17	0.3	12.7	4.3	0.2	<1	15	14.6	<0.1
A00349663	RC Chip	0.112	7.0	18	1.74	1049	0.424	10.03	1.628	1.65	0.7	17.0	15	0.3	13.7	3.8	0.2	<1	21	12.3	<0.1
A00349664	RC Chip	0.124	7.9	20	2.37	640	0.504	9.38	1.354	0.79	0.6	13.9	16	0.4	17.1	2.8	0.2	<1	28	11.9	<0.1
A00349665	RC Chip	0.139	8.5	24	2.27	818	0.495	9.22	1.889	1.06	0.9	20.9	17	0.5	15.9	3.5	0.2	<1	24	16.1	<0.1
A00349666	RC Chip	0.140	6.5	16	1.78	1105	0.426	10.15	2.047	1.69	0.6	16.8	14	0.3	13.3	3.5	0.2	<1	19	14.4	<0.1
A00349667	RC Chip	0.159	6.1	17	1.92	1315	0.455	9.97	1.747	2.78	0.5	13.8	13	0.3	13.0	3.2	0.2	<1	20	18.2	<0.1
A00349668	RC Chip	0.161	7.0	26	1.77	966	0.443	9.28	2.120	1.61	30.0	11.9	15	1.3	14.2	3.6	0.2	<1	23	18.4	<0.1
A00349669	RC Chip	0.150	7.5	30	2.13	1167	0.482	9.11	2.051	1.70	0.6	10.0	15	0.4	14.8	3.4	0.2	1	27	20.4	<0.1
A00349670	Rock	0.040	12.6	2	0.50	864	0.210	7.50	3.707	1.80	0.4	49.8	24	0.4	15.6	5.2	0.4	<1	6	3.2	<0.1
A00349671	RC Chip	0.142	7.5	23	2.26	1083	0.535	9.11	2.064	1.54	0.5	9.3	15	0.3	16.4	3.3	0.2	<1	28	16.2	<0.1
A00349672	RC Chip	0.131	5.1	22	1.84	828	0.489	9.66	1.356	2.46	0.5	10.6	11	0.2	11.2	2.5	0.1	<1	22	16.3	<0.1
A00349673	RC Chip	0.162	7.8	33	1.98	1198	0.482	9.27	2.441	1.80	0.5	9.9	16	0.3	14.5	4.3	0.2	<1	20	14.2	<0.1
A00349674	RC Chip	0.160	8.1	37	2.25	1580	0.506	8.84	2.233	3.53	0.5	12.6	16	0.3	14.3	4.1	0.2	<1	23	15.8	<0.1
A00349675	RC Chip	0.123	6.8	64	4.01	538	0.694	7.76	1.261	1.13	0.6	14.3	13	0.3	14.8	2.3	0.1	<1	40	11.2	<0.1
A00349676	RC Chip	0.208	11.1	244	4.90	1656	0.439	7.70	1.311	3.23	0.8	32.3	20	0.3	13.3	4.6	0.2	2	30	16.4	<0.1
A00349677	RC Chip	0.235	10.7	295	4.39	1721	0.457	7.67	0.978	3.78	0.9	36.4	20	0.2	13.2	4.5	0.2	2	29	24.6	<0.1
A00349678	RC Chip	0.137	7.4	74	3.70	701	0.508	8.81	2.685	1.36	0.9	18.1	15	0.2	13.8	3.5	0.2	<1	29	18.0	<0.1
A00349679	RC Chip	0.039	3.5	17	3.52	484	0.601	9.48	1.386	1.23	0.3	9.7	7	0.3	9.7	1.4	<0.1	<1	32	14.4	<0.1
A00349680	Rock Pulp	0.101	32.1	84	1.49	1070	0.495	7.59	2.062	3.05	4.8	72.0	63	3.6	22.7	17.8	1.3	3	13	33.4	0.3

This report supersedes all previous preliminary and final reports with this file number dated prior to the date on this certificate. Signature indicates final approval; preliminary reports are unsigned and should be used for reference only.

BUREAU VERITAS
MINERAL LABORATORIES
Canada

www.bureauveritas.com/um

Bureau Veritas Commodities Canada Ltd.

9050 Shaughnessy St Vancouver British Columbia V6P 6E5 Canada
PHONE (604) 253-3158

Client: **Equity Exploration Consultants Ltd.**
#1510 - 250 Howe St.
Vancouver British Columbia V6C 3R8 Canada

Project: MAX
Report Date: June 27, 2019

CERTIFICATE OF ANALYSIS VAN19001352.1

	Method	MA200	MA200	MA200	MA200	MA200	MA200	MA200
	Analyte	Rb	Hf	In	Re	Se	Te	Tl
	Unit	ppm	ppm	ppm	ppm	ppm	ppm	ppm
	MDL	0.1	0.1	0.05	0.005	1	0.5	0.5
A00349651	RC Chip	56.4	1.5	0.06	<0.005	<1	0.6	<0.5
A00349652	RC Chip	65.3	1.2	<0.05	<0.005	<1	1.1	<0.5
A00349653	RC Chip	66.2	1.0	0.05	<0.005	<1	0.7	<0.5
A00349654	RC Chip	52.4	1.1	0.06	<0.005	<1	0.9	<0.5
A00349655	RC Chip	48.1	1.0	<0.05	<0.005	<1	0.8	<0.5
A00349656	RC Chip	47.3	1.3	<0.05	<0.005	<1	1.3	<0.5
A00349657	RC Chip	35.8	1.0	<0.05	<0.005	<1	1.2	<0.5
A00349658	RC Chip	48.3	1.1	0.06	<0.005	<1	0.9	<0.5
A00349659	RC Chip	59.6	1.3	<0.05	0.005	<1	0.7	<0.5
A00349660	Rock Pulp	161.1	2.0	0.09	<0.005	3	0.7	1.0
A00349661	RC Chip	61.0	1.3	0.07	<0.005	<1	0.9	<0.5
A00349662	RC Chip	35.1	0.7	0.05	<0.005	<1	0.8	<0.5
A00349663	RC Chip	24.1	0.7	<0.05	<0.005	<1	1.3	<0.5
A00349664	RC Chip	15.2	0.7	0.07	<0.005	<1	2.0	<0.5
A00349665	RC Chip	23.5	0.7	<0.05	<0.005	<1	1.0	<0.5
A00349666	RC Chip	30.6	0.6	<0.05	<0.005	<1	1.4	<0.5
A00349667	RC Chip	40.4	0.5	0.05	<0.005	<1	<0.5	<0.5
A00349668	RC Chip	29.8	0.5	0.07	<0.005	<1	0.6	<0.5
A00349669	RC Chip	38.2	0.5	0.05	<0.005	<1	0.7	<0.5
A00349670	Rock	38.2	1.6	<0.05	<0.005	<1	<0.5	<0.5
A00349671	RC Chip	31.9	0.5	0.09	<0.005	<1	0.9	<0.5
A00349672	RC Chip	37.2	0.5	<0.05	<0.005	<1	0.6	<0.5
A00349673	RC Chip	34.8	0.4	0.05	<0.005	<1	1.3	<0.5
A00349674	RC Chip	54.7	0.5	<0.05	<0.005	<1	0.9	<0.5
A00349675	RC Chip	33.5	0.7	0.07	<0.005	<1	2.0	<0.5
A00349676	RC Chip	50.8	1.2	<0.05	<0.005	<1	3.0	<0.5
A00349677	RC Chip	55.7	1.2	<0.05	<0.005	<1	2.3	<0.5
A00349678	RC Chip	23.4	0.5	0.06	<0.005	<1	1.4	<0.5
A00349679	RC Chip	39.7	0.4	0.06	<0.005	<1	1.5	<0.5
A00349680	Rock Pulp	159.8	2.1	0.10	<0.005	2	0.5	1.1

This report supersedes all previous preliminary and final reports with this file number dated prior to the date on this certificate. Signature indicates final approval; preliminary reports are unsigned and should be used for reference only.

BUREAU VERITAS
MINERAL LABORATORIES
Canada

www.bureauveritas.com/um

Bureau Veritas Commodities Canada Ltd.

9050 Shaughnessy St Vancouver British Columbia V6P 6E5 Canada
PHONE (604) 253-3158

Client: **Equity Exploration Consultants Ltd.**
#1510 - 250 Howe St.
Vancouver British Columbia V6C 3R8 Canada

Project: MAX
Report Date: June 27, 2019

CERTIFICATE OF ANALYSIS VAN19001352.1

	Method	WGHT	FA430	MA200	MA200	MA200	MA200	MA200	MA200	MA200	MA200	MA200	MA200	MA200	MA200	MA200	MA200	MA200	MA200	MA200	MA200
	Analyte	Wgt	Au	Mo	Cu	Pb	Zn	Ag	Ni	Co	Mn	Fe	As	U	Th	Sr	Cd	Sb	Bi	V	Ca
	Unit	kg	ppm	ppm	ppm	ppm	ppm	ppm	ppm	ppm	ppm	%	ppm	ppm	ppm	ppm	ppm	ppm	ppm	ppm	%
	MDL	0.01	0.005	0.1	0.1	0.1	1	0.1	0.1	0.2	1	0.01	1	0.1	0.1	1	0.1	0.1	0.1	1	0.01
A00349681	RC Chip	1.04	0.008	0.5	440.8	8.5	94	0.5	24.4	43.2	1348	10.24	3	0.2	0.3	1328	0.3	3.1	<0.1	554	7.37
A00349682	RC Chip	0.62	0.016	2.2	319.7	10.4	107	0.6	34.3	29.7	1392	6.62	10	1.1	2.3	590	0.4	2.2	0.1	275	3.73
A00349683	RC Chip	0.95	0.059	1.2	503.2	4.8	114	0.4	37.6	58.8	2131	11.89	7	0.5	1.1	374	0.2	1.6	<0.1	525	6.63
A00349684	RC Chip	0.86	0.127	1.8	776.9	6.7	100	0.7	28.7	60.4	1912	9.98	13	0.6	1.1	509	0.4	2.5	<0.1	528	6.19
A00349685	RC Chip	0.95	0.017	0.7	358.4	5.4	88	0.3	19.0	44.1	1611	8.79	10	0.5	1.0	647	0.2	1.8	<0.1	369	7.37
A00349686	RC Chip	0.80	0.011	0.7	384.9	4.7	83	0.3	20.0	46.9	1582	8.42	9	0.4	0.9	684	0.1	1.5	<0.1	332	7.17
A00349687	RC Chip	1.16	0.032	1.5	457.9	6.0	122	0.4	33.7	50.3	1954	10.40	10	0.4	0.8	678	0.2	2.3	<0.1	411	6.82
A00349688	RC Chip	1.24	0.019	1.7	475.0	5.2	106	0.4	29.0	50.7	1903	9.53	8	0.4	0.9	624	0.2	1.9	<0.1	375	7.01
A00349689	RC Chip	0.67	0.013	2.2	194.3	7.9	95	0.2	35.8	30.8	1445	5.78	8	0.9	2.3	534	0.3	1.9	<0.1	220	3.54
A00349690	Rock	0.71	<0.005	0.9	5.6	3.0	45	<0.1	0.7	3.9	679	2.06	3	1.2	3.0	196	<0.1	0.1	<0.1	34	1.51
A00349691	RC Chip	0.83	0.012	1.8	157.0	8.8	81	0.2	32.2	28.0	1259	6.19	9	0.9	1.8	675	0.2	2.2	0.1	246	4.06
A00349692	RC Chip	0.88	0.012	1.6	122.2	9.4	78	0.2	34.8	25.9	1319	6.15	8	0.9	1.7	699	0.2	2.3	<0.1	244	4.29
A00349693	RC Chip	0.94	0.011	1.5	124.7	9.5	94	0.2	36.0	27.5	1373	6.27	8	0.9	1.9	687	0.2	2.1	<0.1	242	4.26
A00349694	RC Chip	1.10	0.010	1.6	117.9	9.4	87	0.2	31.2	26.4	1323	5.94	7	0.9	1.8	684	0.2	2.2	<0.1	231	4.21
A00349695	RC Chip	1.02	0.011	1.8	127.1	8.9	91	0.2	34.9	28.8	1375	6.19	9	0.9	1.8	730	0.2	3.0	<0.1	244	4.47
A00349696	RC Chip	0.93	0.012	1.7	129.7	9.3	87	0.2	39.4	29.6	1365	6.05	8	0.9	1.8	747	0.1	2.5	<0.1	238	4.43
A00349697	RC Chip	0.84	0.011	1.5	123.5	9.6	86	0.2	35.9	27.4	1341	6.22	9	0.9	1.9	684	0.2	2.7	<0.1	248	4.38
A00349698	RC Chip	1.11	0.014	2.0	144.9	8.4	92	0.2	34.1	31.9	1345	6.44	9	0.9	1.8	628	<0.1	2.3	<0.1	256	4.43
A00349699	RC Chip	0.94	0.014	1.8	161.5	8.6	96	0.2	31.2	31.9	1440	6.71	8	0.8	1.6	655	0.2	2.0	<0.1	268	4.66
A00349700	Rock Pulp	0.07	0.708	322.7	5395.6	18.6	87	0.8	43.6	16.2	592	5.05	26	4.0	14.7	318	0.4	3.8	0.6	129	2.61

This report supersedes all previous preliminary and final reports with this file number dated prior to the date on this certificate. Signature indicates final approval; preliminary reports are unsigned and should be used for reference only.

BUREAU VERITAS
MINERAL LABORATORIES
Canada

www.bureauveritas.com/um

Bureau Veritas Commodities Canada Ltd.

9050 Shaughnessy St Vancouver British Columbia V6P 6E5 Canada
PHONE (604) 253-3158

Client: **Equity Exploration Consultants Ltd.**
#1510 - 250 Howe St.
Vancouver British Columbia V6C 3R8 Canada

Project: MAX
Report Date: June 27, 2019

CERTIFICATE OF ANALYSIS VAN19001352.1

	Method	MA200	MA200	MA200	MA200	MA200	MA200	MA200	MA200	MA200	MA200	MA200	MA200	MA200	MA200	MA200	MA200	MA200	MA200	MA200	MA200
	Analyte	P	La	Cr	Mg	Ba	Ti	Al	Na	K	W	Zr	Ce	Sn	Y	Nb	Ta	Be	Sc	Li	S
	Unit	%	ppm	ppm	%	ppm	%	%	%	%	ppm	ppm	ppm	ppm	ppm	ppm	ppm	ppm	ppm	ppm	%
	MDL	0.001	0.1	1	0.01	1	0.001	0.01	0.001	0.01	0.1	0.1	1	0.1	0.1	0.1	0.1	1	1	0.1	0.1
A00349681	RC Chip	0.033	3.1	14	3.06	455	0.534	8.66	1.255	1.13	0.2	9.7	6	0.5	8.7	1.6	<0.1	<1	26	13.1	<0.1
A00349682	RC Chip	0.090	12.0	75	2.23	940	0.475	8.06	1.870	2.21	1.4	33.3	22	0.8	15.8	4.7	0.2	1	23	21.8	<0.1
A00349683	RC Chip	0.230	9.1	86	4.42	644	0.724	6.19	1.280	1.18	1.0	20.3	17	0.8	18.2	2.9	0.2	<1	43	18.7	<0.1
A00349684	RC Chip	0.307	9.8	61	3.46	837	0.644	7.97	1.452	1.71	1.7	14.1	19	0.8	17.7	3.2	0.2	<1	32	24.0	<0.1
A00349685	RC Chip	0.346	10.3	28	3.59	609	0.500	8.75	1.486	1.36	0.8	11.5	19	0.6	17.0	2.9	0.2	<1	28	24.9	<0.1
A00349686	RC Chip	0.271	9.1	23	3.43	694	0.457	9.06	1.496	1.67	0.7	16.1	18	0.5	15.7	2.7	0.2	1	26	26.5	<0.1
A00349687	RC Chip	0.094	6.0	24	3.68	788	0.600	8.21	1.229	1.77	0.8	13.1	12	0.6	13.9	2.4	0.1	1	34	22.3	0.2
A00349688	RC Chip	0.133	7.0	27	3.67	737	0.515	8.43	1.342	1.68	1.0	13.8	13	0.6	14.9	2.4	0.1	<1	35	23.2	<0.1
A00349689	RC Chip	0.119	11.0	70	1.98	979	0.448	7.38	1.966	1.86	1.0	37.1	21	0.8	15.7	4.8	0.3	1	20	19.3	<0.1
A00349690	Rock	0.039	12.9	3	0.48	860	0.211	7.26	3.319	1.69	0.4	49.0	25	0.6	16.4	5.2	0.4	<1	6	3.4	<0.1
A00349691	RC Chip	0.139	10.1	81	2.13	1164	0.461	7.92	2.212	2.51	1.2	31.6	20	0.7	14.8	4.9	0.3	<1	21	15.4	<0.1
A00349692	RC Chip	0.148	8.9	92	2.23	1147	0.461	7.85	2.330	2.79	1.2	30.7	17	0.7	14.3	5.5	0.3	1	19	15.1	<0.1
A00349693	RC Chip	0.157	11.2	83	2.38	1132	0.471	8.07	2.352	2.82	1.3	31.0	20	0.9	15.9	5.3	0.3	2	22	16.2	<0.1
A00349694	RC Chip	0.141	9.9	74	2.24	1141	0.461	7.78	2.425	2.72	1.4	39.8	18	0.6	14.8	5.6	0.3	1	18	14.5	<0.1
A00349695	RC Chip	0.147	10.5	89	2.51	1074	0.496	7.85	2.330	2.53	1.4	34.1	19	0.8	15.5	5.7	0.3	<1	22	16.1	0.1
A00349696	RC Chip	0.141	10.4	97	2.59	1042	0.456	7.65	2.240	2.31	1.3	31.1	19	0.8	14.6	5.3	0.3	<1	21	16.0	<0.1
A00349697	RC Chip	0.129	10.7	83	2.37	1044	0.479	7.88	2.224	2.48	1.2	32.8	20	1.2	15.1	5.2	0.3	2	20	15.9	<0.1
A00349698	RC Chip	0.134	10.5	75	2.35	1023	0.467	7.73	2.153	2.44	1.3	31.3	20	0.7	15.4	5.1	0.3	1	24	16.5	<0.1
A00349699	RC Chip	0.151	9.4	71	2.53	1059	0.493	7.57	2.145	2.48	1.2	27.1	17	0.7	14.6	4.8	0.3	1	21	18.7	<0.1
A00349700	Rock Pulp	0.088	29.1	66	1.50	163	0.462	7.32	2.011	3.21	3.8	64.2	56	3.1	22.9	16.0	1.1	3	12	30.1	0.5

This report supersedes all previous preliminary and final reports with this file number dated prior to the date on this certificate. Signature indicates final approval; preliminary reports are unsigned and should be used for reference only.

BUREAU VERITAS
MINERAL LABORATORIES
Canada

www.bureauveritas.com/um

Bureau Veritas Commodities Canada Ltd.

9050 Shaughnessy St Vancouver British Columbia V6P 6E5 Canada
PHONE (604) 253-3158

Client: **Equity Exploration Consultants Ltd.**
#1510 - 250 Howe St.
Vancouver British Columbia V6C 3R8 Canada

Project: MAX
Report Date: June 27, 2019

CERTIFICATE OF ANALYSIS VAN19001352.1

	Method	MA200	MA200	MA200	MA200	MA200	MA200	MA200
	Analyte	Rb	Hf	In	Re	Se	Te	Tl
	Unit	ppm	ppm	ppm	ppm	ppm	ppm	ppm
	MDL	0.1	0.1	0.05	0.005	1	0.5	0.5
A00349681	RC Chip	17.8	0.5	<0.05	<0.005	<1	0.5	<0.5
A00349682	RC Chip	41.8	1.1	<0.05	<0.005	<1	<0.5	<0.5
A00349683	RC Chip	30.6	0.8	<0.05	<0.005	<1	1.9	<0.5
A00349684	RC Chip	31.1	0.6	<0.05	<0.005	<1	<0.5	<0.5
A00349685	RC Chip	36.3	0.6	0.06	<0.005	<1	1.1	<0.5
A00349686	RC Chip	43.5	0.6	<0.05	<0.005	<1	1.1	<0.5
A00349687	RC Chip	36.2	0.6	0.08	<0.005	<1	1.3	<0.5
A00349688	RC Chip	46.6	0.7	0.09	<0.005	1	1.8	<0.5
A00349689	RC Chip	35.2	1.3	<0.05	<0.005	1	<0.5	<0.5
A00349690	Rock	37.2	1.7	<0.05	<0.005	<1	<0.5	<0.5
A00349691	RC Chip	36.7	1.0	0.06	<0.005	<1	<0.5	<0.5
A00349692	RC Chip	35.9	1.1	<0.05	<0.005	<1	0.6	<0.5
A00349693	RC Chip	48.7	1.1	0.06	<0.005	<1	1.5	<0.5
A00349694	RC Chip	36.4	1.3	<0.05	<0.005	<1	<0.5	<0.5
A00349695	RC Chip	37.4	1.2	<0.05	<0.005	<1	0.6	<0.5
A00349696	RC Chip	42.3	0.9	<0.05	<0.005	<1	0.9	<0.5
A00349697	RC Chip	36.5	1.1	0.07	<0.005	<1	<0.5	<0.5
A00349698	RC Chip	40.0	1.0	0.07	<0.005	<1	0.6	<0.5
A00349699	RC Chip	32.8	0.9	<0.05	<0.005	<1	0.9	<0.5
A00349700	Rock Pulp	158.5	1.9	0.10	<0.005	3	0.6	0.9

This report supersedes all previous preliminary and final reports with this file number dated prior to the date on this certificate. Signature indicates final approval; preliminary reports are unsigned and should be used for reference only.

BUREAU VERITAS
MINERAL LABORATORIES
Canada

www.bureauveritas.com/um

Bureau Veritas Commodities Canada Ltd.
9050 Shaughnessy St Vancouver British Columbia V6P 6E5 Canada
PHONE (604) 253-3158

Client: **Equity Exploration Consultants Ltd.**
#1510 - 250 Howe St.
Vancouver British Columbia V6C 3R8 Canada

Project: MAX
Report Date: June 27, 2019

QUALITY CONTROL REPORT VAN19001352.1

	Method	WGHT	FA430	MA200	MA200	MA200	MA200	MA200	MA200	MA200	MA200	MA200	MA200	MA200	MA200	MA200	MA200	MA200	MA200	MA200	MA200
	Analyte	Wgt	Au	Mo	Cu	Pb	Zn	Ag	Ni	Co	Mn	Fe	As	U	Th	Sr	Cd	Sb	Bi	V	Ca
	Unit	kg	ppm	ppm	ppm	ppm	ppm	ppm	ppm	ppm	ppm	%	ppm	ppm	ppm	ppm	ppm	ppm	ppm	ppm	%
	MDL	0.01	0.005	0.1	0.1	0.1	1	0.1	0.1	0.2	1	0.01	1	0.1	0.1	1	0.1	0.1	0.1	1	0.01
Pulp Duplicates																					
A00348413	RC Chip	2.49	0.005	1.8	111.6	8.3	74	0.1	21.8	29.0	1252	6.77	4	0.8	1.8	632	0.1	2.3	<0.1	258	5.16
REP A00348413	QC			2.1	108.7	8.4	73	0.1	23.1	28.0	1261	6.81	4	0.9	1.9	635	<0.1	2.3	<0.1	263	5.16
REP A00348418	QC		0.005																		
A00348449	RC Chip	1.08	0.019	2.0	152.9	12.2	97	0.2	35.8	25.0	1272	5.77	11	0.8	2.1	600	0.4	1.8	<0.1	223	3.17
REP A00348449	QC		0.012																		
A00349884	RC Chip	1.29	0.005	0.9	158.0	5.5	86	0.1	177.3	46.8	1343	6.79	3	1.1	2.2	657	<0.1	0.8	<0.1	234	6.11
REP A00349884	QC			0.7	153.4	5.2	85	0.1	168.1	45.0	1325	6.70	3	1.0	2.3	652	0.2	0.8	<0.1	238	6.00
A00349895	RC Chip	1.96	0.008	1.8	88.6	9.0	97	0.1	53.1	22.0	1047	4.94	11	1.1	2.9	439	0.3	1.6	<0.1	185	2.92
REP A00349895	QC		0.009																		
A00349622	RC Chip	0.94	0.009	1.6	94.7	6.8	96	0.2	44.2	39.4	1686	7.80	13	0.8	1.8	1086	0.1	4.7	<0.1	317	5.55
REP A00349622	QC			1.7	93.8	6.9	95	0.2	42.4	37.4	1681	7.77	12	0.8	1.9	1037	0.2	4.7	<0.1	315	5.57
A00349629	RC Chip	0.97	0.009	2.1	157.3	7.4	99	0.1	12.1	29.5	1519	6.87	5	1.0	2.4	690	0.1	1.6	<0.1	258	5.26
REP A00349629	QC		0.009																		
A00349657	RC Chip	0.86	0.009	1.2	160.6	7.8	93	0.2	28.0	34.1	1627	7.38	10	0.7	1.7	876	0.2	4.1	<0.1	340	6.34
REP A00349657	QC			1.3	157.7	7.7	102	0.2	28.5	33.4	1616	7.47	10	0.7	1.5	869	0.1	3.8	<0.1	340	6.40
A00349666	RC Chip	0.94	0.014	1.2	282.3	9.1	97	0.5	15.8	37.1	1612	6.83	6	0.6	1.2	989	<0.1	1.4	<0.1	292	6.13
REP A00349666	QC		0.016																		
REP A00349688	QC			1.5	489.9	5.3	103	0.4	29.3	51.2	1912	9.58	7	0.4	0.9	652	0.1	1.9	<0.1	377	7.06
A00349692	RC Chip	0.88	0.012	1.6	122.2	9.4	78	0.2	34.8	25.9	1319	6.15	8	0.9	1.7	699	0.2	2.3	<0.1	244	4.29
REP A00349692	QC		0.011																		
Core Reject Duplicates																					
A00348418	RC Chip	2.87	0.006	1.8	82.2	15.5	87	0.2	39.6	19.4	1009	4.74	7	1.1	2.5	520	0.3	1.6	0.2	185	3.11
DUP A00348418	QC		<0.005	1.5	81.7	15.0	85	0.2	41.8	19.7	1017	4.88	6	1.1	2.5	504	0.1	1.4	0.2	189	3.17
A00349852	RC Chip	1.46	0.016	1.5	111.1	10.0	90	<0.1	31.0	28.6	1254	6.58	9	1.2	2.7	844	<0.1	2.9	<0.1	253	4.05
DUP A00349852	QC		0.006	1.6	115.2	9.6	87	<0.1	29.5	27.8	1245	6.54	8	1.1	2.6	817	0.2	2.8	<0.1	252	4.03
A00349654	RC Chip	0.80	0.010	1.5	116.2	8.3	98	0.2	26.8	27.2	1361	6.41	9	1.0	2.1	608	0.1	1.9	<0.1	258	3.78
DUP A00349654	QC		0.010	1.5	121.2	8.2	103	0.2	27.2	28.6	1372	6.39	9	1.0	2.0	614	0.2	2.0	<0.1	248	3.82
A00349688	RC Chip	1.24	0.019	1.7	475.0	5.2	106	0.4	29.0	50.7	1903	9.53	8	0.4	0.9	624	0.2	1.9	<0.1	375	7.01

This report supersedes all previous preliminary and final reports with this file number dated prior to the date on this certificate. Signature indicates final approval; preliminary reports are unsigned and should be used for reference only.

BUREAU VERITAS
MINERAL LABORATORIES
Canada

www.bureauveritas.com/um

Bureau Veritas Commodities Canada Ltd.
9050 Shaughnessy St Vancouver British Columbia V6P 6E5 Canada
PHONE (604) 253-3158

Client: **Equity Exploration Consultants Ltd.**
#1510 - 250 Howe St.
Vancouver British Columbia V6C 3R8 Canada

Project: MAX
Report Date: June 27, 2019

QUALITY CONTROL REPORT VAN19001352.1

	Method	MA200	MA200	MA200	MA200	MA200	MA200	MA200	MA200	MA200	MA200	MA200	MA200	MA200	MA200	MA200	MA200	MA200	MA200	MA200	MA200
	Analyte	P	La	Cr	Mg	Ba	Ti	Al	Na	K	W	Zr	Ce	Sn	Y	Nb	Ta	Be	Sc	Li	S
	Unit	%	ppm	ppm	%	ppm	%	%	%	%	ppm	ppm	ppm	ppm	ppm	ppm	ppm	ppm	ppm	ppm	%
	MDL	0.001	0.1	1	0.01	1	0.001	0.01	0.001	0.01	0.1	0.1	1	0.1	0.1	0.1	0.1	1	1	0.1	0.1
Pulp Duplicates																					
A00348413	RC Chip	0.130	11.4	63	2.53	1361	0.467	8.42	2.361	2.56	1.9	32.2	21	0.8	17.4	4.6	0.3	<1	25	10.3	<0.1
REP A00348413	QC	0.126	11.1	58	2.51	1363	0.471	8.23	2.321	2.58	1.5	33.9	21	0.8	15.8	4.8	0.3	<1	24	11.3	<0.1
REP A00348418	QC																				
A00348449	RC Chip	0.152	8.7	74	1.83	1070	0.406	7.85	2.369	2.51	1.6	36.5	20	0.7	12.1	4.9	0.3	1	16	17.0	<0.1
REP A00348449	QC																				
A00349884	RC Chip	0.223	10.5	383	6.25	1156	0.357	7.05	1.393	3.74	0.9	25.1	20	0.6	12.2	3.5	0.2	<1	25	35.4	<0.1
REP A00349884	QC	0.215	9.9	371	6.17	1094	0.334	6.91	1.362	3.67	0.8	25.1	18	0.5	11.5	3.2	0.2	1	23	35.9	<0.1
A00349895	RC Chip	0.115	12.9	91	1.87	1081	0.435	7.63	2.248	1.86	1.2	47.6	25	0.9	16.0	5.3	0.3	<1	19	21.5	<0.1
REP A00349895	QC																				
A00349622	RC Chip	0.164	10.2	155	3.94	630	0.560	8.82	3.163	1.75	2.0	16.8	21	1.4	19.4	5.0	0.3	2	32	24.6	0.2
REP A00349622	QC	0.152	10.0	159	3.92	623	0.558	8.78	3.122	1.79	1.9	16.3	20	1.4	19.3	5.0	0.3	1	32	22.1	0.2
A00349629	RC Chip	0.174	10.3	11	2.13	1507	0.449	9.40	2.764	3.43	0.8	49.5	20	0.8	18.7	7.3	0.4	2	17	11.9	<0.1
REP A00349629	QC																				
A00349657	RC Chip	0.153	8.7	48	2.85	921	0.484	9.20	2.290	1.77	1.3	28.5	18	0.6	14.8	4.8	0.3	1	25	18.4	<0.1
REP A00349657	QC	0.144	8.7	45	2.84	929	0.469	9.27	2.251	1.78	1.3	30.2	17	0.4	14.6	4.6	0.3	2	25	18.9	<0.1
A00349666	RC Chip	0.140	6.5	16	1.78	1105	0.426	10.15	2.047	1.69	0.6	16.8	14	0.3	13.3	3.5	0.2	<1	19	14.4	<0.1
REP A00349666	QC																				
REP A00349688	QC	0.142	7.0	28	3.70	757	0.519	8.32	1.351	1.65	0.9	14.1	14	0.5	14.5	2.4	0.2	<1	35	24.6	<0.1
A00349692	RC Chip	0.148	8.9	92	2.23	1147	0.461	7.85	2.330	2.79	1.2	30.7	17	0.7	14.3	5.5	0.3	1	19	15.1	<0.1
REP A00349692	QC																				
Core Reject Duplicates																					
A00348418	RC Chip	0.126	11.6	81	1.92	1044	0.420	7.49	2.184	1.98	1.2	45.1	22	0.8	16.1	4.8	0.3	1	17	18.5	<0.1
DUP A00348418	QC	0.116	12.8	78	1.99	1067	0.409	7.81	2.220	2.00	1.0	44.5	24	0.8	16.2	4.6	0.3	<1	16	19.9	<0.1
A00349852	RC Chip	0.142	15.0	76	2.12	1354	0.472	8.89	2.021	3.23	1.5	36.7	28	0.9	18.3	6.5	0.4	<1	23	18.5	<0.1
DUP A00349852	QC	0.145	13.8	72	2.06	1269	0.476	8.70	2.010	3.19	1.4	44.7	27	0.9	16.8	6.2	0.3	1	21	17.7	<0.1
A00349654	RC Chip	0.155	9.9	58	2.24	1323	0.457	8.86	2.551	3.33	1.3	30.7	20	0.7	15.0	5.3	0.3	<1	21	17.0	<0.1
DUP A00349654	QC	0.165	9.9	56	2.19	1317	0.442	8.66	2.444	3.33	1.4	29.9	21	0.6	14.6	5.5	0.3	1	20	16.8	<0.1
A00349688	RC Chip	0.133	7.0	27	3.67	737	0.515	8.43	1.342	1.68	1.0	13.8	13	0.6	14.9	2.4	0.1	<1	35	23.2	<0.1

This report supersedes all previous preliminary and final reports with this file number dated prior to the date on this certificate. Signature indicates final approval; preliminary reports are unsigned and should be used for reference only.

BUREAU VERITAS
MINERAL LABORATORIES
Canada

www.bureauveritas.com/um

Bureau Veritas Commodities Canada Ltd.
9050 Shaughnessy St Vancouver British Columbia V6P 6E5 Canada
PHONE (604) 253-3158

Client: **Equity Exploration Consultants Ltd.**
#1510 - 250 Howe St.
Vancouver British Columbia V6C 3R8 Canada

Project: MAX
Report Date: June 27, 2019

QUALITY CONTROL REPORT VAN19001352.1

	Method	MA200	MA200	MA200	MA200	MA200	MA200	MA200
	Analyte	Rb	Hf	In	Re	Se	Te	Tl
	Unit	ppm	ppm	ppm	ppm	ppm	ppm	ppm
	MDL	0.1	0.1	0.05	0.005	1	0.5	0.5
Pulp Duplicates								
A00348413	RC Chip	47.6	1.1	0.06	<0.005	<1	0.8	<0.5
REP A00348413	QC	47.1	1.2	<0.05	<0.005	<1	1.1	<0.5
REP A00348418	QC							
A00348449	RC Chip	38.5	1.2	<0.05	<0.005	<1	<0.5	<0.5
REP A00348449	QC							
A00349884	RC Chip	96.1	1.0	<0.05	<0.005	<1	2.2	<0.5
REP A00349884	QC	92.5	0.7	0.05	<0.005	<1	1.3	<0.5
A00349895	RC Chip	36.9	1.5	<0.05	<0.005	<1	<0.5	<0.5
REP A00349895	QC							
A00349622	RC Chip	63.8	0.7	<0.05	<0.005	<1	1.6	<0.5
REP A00349622	QC	62.7	0.7	0.11	<0.005	1	2.2	<0.5
A00349629	RC Chip	58.5	1.7	<0.05	<0.005	<1	1.2	<0.5
REP A00349629	QC							
A00349657	RC Chip	35.8	1.0	<0.05	<0.005	<1	1.2	<0.5
REP A00349657	QC	39.5	1.2	<0.05	<0.005	<1	1.6	<0.5
A00349666	RC Chip	30.6	0.6	<0.05	<0.005	<1	1.4	<0.5
REP A00349666	QC							
REP A00349688	QC	48.5	0.7	0.05	<0.005	<1	1.5	<0.5
A00349692	RC Chip	35.9	1.1	<0.05	<0.005	<1	0.6	<0.5
REP A00349692	QC							
Core Reject Duplicates								
A00348418	RC Chip	38.8	1.3	<0.05	<0.005	<1	<0.5	<0.5
DUP A00348418	QC	43.6	1.3	<0.05	<0.005	<1	<0.5	<0.5
A00349852	RC Chip	66.5	1.3	0.05	<0.005	<1	0.8	<0.5
DUP A00349852	QC	59.0	1.3	<0.05	<0.005	<1	0.6	<0.5
A00349654	RC Chip	52.4	1.1	0.06	<0.005	<1	0.9	<0.5
DUP A00349654	QC	51.1	1.0	0.05	<0.005	<1	0.7	<0.5
A00349688	RC Chip	46.6	0.7	0.09	<0.005	1	1.8	<0.5

This report supersedes all previous preliminary and final reports with this file number dated prior to the date on this certificate. Signature indicates final approval; preliminary reports are unsigned and should be used for reference only.

BUREAU VERITAS
MINERAL LABORATORIES
Canada

www.bureauveritas.com/um

Bureau Veritas Commodities Canada Ltd.
9050 Shaughnessy St Vancouver British Columbia V6P 6E5 Canada
PHONE (604) 253-3158

Client: **Equity Exploration Consultants Ltd.**
#1510 - 250 Howe St.
Vancouver British Columbia V6C 3R8 Canada

Project: MAX
Report Date: June 27, 2019

QUALITY CONTROL REPORT VAN19001352.1

		WGHT	FA430	MA200	MA200	MA200	MA200	MA200	MA200	MA200	MA200	MA200	MA200	MA200	MA200	MA200	MA200	MA200	MA200	MA200	MA200
		Wgt	Au	Mo	Cu	Pb	Zn	Ag	Ni	Co	Mn	Fe	As	U	Th	Sr	Cd	Sb	Bi	V	Ca
		kg	ppm	ppm	ppm	ppm	ppm	ppm	ppm	ppm	ppm	%	ppm	ppm	ppm	ppm	ppm	ppm	ppm	ppm	%
		0.01	0.005	0.1	0.1	0.1	1	0.1	0.1	0.2	1	0.01	1	0.1	0.1	1	0.1	0.1	0.1	1	0.01
DUP A00349688	QC		0.020	1.4	462.8	5.1	105	0.4	28.6	49.5	1848	9.28	9	0.4	0.9	642	0.2	1.8	<0.1	370	6.80
Reference Materials																					
STD OREAS25A-4A	Standard			2.2	32.9	24.8	41	<0.1	45.6	8.0	493	6.51	9	2.9	16.3	47	<0.1	0.6	0.4	159	0.30
STD OREAS25A-4A	Standard			2.7	34.8	26.9	46	<0.1	48.1	7.9	490	6.79	11	3.2	16.9	45	<0.1	0.6	0.3	166	0.29
STD OREAS25A-4A	Standard			2.4	33.3	25.7	41	<0.1	49.8	8.1	530	6.67	9	3.0	17.5	52	<0.1	0.7	0.3	158	0.30
STD OREAS25A-4A	Standard			2.5	34.7	25.2	41	<0.1	46.8	7.9	511	6.53	9	2.8	15.3	49	<0.1	0.7	0.4	149	0.29
STD OREAS25A-4A	Standard			2.2	34.4	24.1	38	<0.1	48.0	7.6	499	6.50	9	2.7	14.5	46	<0.1	0.6	0.3	156	0.28
STD OREAS25A-4A	Standard			2.9	38.8	27.2	43	<0.1	49.9	8.5	497	6.79	10	3.0	17.1	48	<0.1	0.6	0.3	160	0.31
STD OREAS256	Standard		7.714																		
STD OREAS263	Standard		0.209																		
STD OREAS253	Standard		1.192																		
STD OREAS25A-4A	Standard			2.3	31.1	24.2	42	<0.1	46.5	7.8	479	6.58	10	2.5	13.3	43	<0.1	0.6	0.4	165	0.29
STD OREAS45E	Standard			2.2	778.7	19.0	47	0.3	472.4	60.5	594	25.07	18	2.6	14.0	17	<0.1	1.0	0.3	324	0.06
STD OREAS45E	Standard			2.7	814.7	19.7	46	0.3	490.2	63.8	610	25.37	19	2.7	14.7	17	<0.1	1.0	0.3	333	0.06
STD OREAS45E	Standard			2.7	782.2	19.7	46	0.3	481.2	60.4	609	25.54	17	2.7	14.8	18	<0.1	1.2	0.3	330	0.06
STD OREAS45E	Standard			2.4	783.9	18.3	44	0.3	471.1	59.0	583	24.37	16	2.6	13.4	17	<0.1	1.0	0.3	321	0.06
STD OREAS45E	Standard			2.1	790.0	18.0	43	0.3	469.6	59.2	567	24.67	16	2.5	13.4	17	<0.1	0.9	0.3	322	0.06
STD OREAS45E	Standard			2.4	825.0	19.4	50	0.3	497.8	61.7	560	25.47	17	2.6	14.0	17	<0.1	0.8	0.2	332	0.06
STD OREAS45E	Standard			2.2	811.1	17.3	49	0.3	462.5	58.3	571	25.57	17	2.3	11.8	15	<0.1	1.1	0.2	334	0.06
STD OXC145	Standard		0.206																		
STD OXC145	Standard		0.213																		
STD OXC145	Standard		0.215																		
STD OXH139	Standard		1.294																		
STD OXH139	Standard		1.322																		
STD OXH139	Standard		1.336																		
STD OXN134	Standard		7.742																		
STD OXN134	Standard		7.830																		
STD OXN134	Standard		7.561																		
STD OXN134 Expected			7.667																		

This report supersedes all previous preliminary and final reports with this file number dated prior to the date on this certificate. Signature indicates final approval; preliminary reports are unsigned and should be used for reference only.

BUREAU VERITAS
MINERAL LABORATORIES
Canada

www.bureauveritas.com/um

Bureau Veritas Commodities Canada Ltd.
9050 Shaughnessy St Vancouver British Columbia V6P 6E5 Canada
PHONE (604) 253-3158

Client: **Equity Exploration Consultants Ltd.**
#1510 - 250 Howe St.
Vancouver British Columbia V6C 3R8 Canada

Project: MAX
Report Date: June 27, 2019

QUALITY CONTROL REPORT VAN19001352.1

		MA200 P % 0.001	MA200 La ppm 0.1	MA200 Cr ppm 1	MA200 Mg % 0.01	MA200 Ba ppm 1	MA200 Ti % 0.001	MA200 Al % 0.01	MA200 Na % 0.001	MA200 K % 0.01	MA200 W ppm 0.1	MA200 Zr ppm 0.1	MA200 Ce ppm 1	MA200 Sn ppm 0.1	MA200 Y ppm 0.1	MA200 Nb ppm 0.1	MA200 Ta ppm 0.1	MA200 Be ppm 1	MA200 Sc ppm 1	MA200 Li ppm 0.1	MA200 S % 0.1
DUP A00349688	QC	0.136	7.2	27	3.57	733	0.501	8.24	1.312	1.66	0.9	13.8	14	0.6	14.6	2.6	0.2	<1	34	25.1	<0.1
Reference Materials																					
STD OREAS25A-4A	Standard	0.049	24.2	110	0.35	149	0.943	9.37	0.111	0.46	1.9	148.9	49	3.6	11.5	19.4	1.4	<1	12	38.1	<0.1
STD OREAS25A-4A	Standard	0.053	21.8	124	0.29	152	0.957	9.49	0.146	0.51	2.2	156.8	47	4.0	10.9	21.1	1.6	1	13	40.3	<0.1
STD OREAS25A-4A	Standard	0.052	26.5	116	0.37	158	0.965	9.63	0.123	0.48	1.9	156.5	56	4.6	11.6	20.8	1.5	2	14	40.0	<0.1
STD OREAS25A-4A	Standard	0.050	21.5	113	0.37	150	0.875	9.32	0.116	0.51	1.8	150.3	45	3.7	10.2	18.9	1.3	1	12	37.7	<0.1
STD OREAS25A-4A	Standard	0.044	22.6	116	0.35	141	0.934	9.06	0.113	0.47	1.8	145.1	46	4.2	10.0	17.9	1.3	<1	12	35.3	<0.1
STD OREAS25A-4A	Standard	0.051	23.6	125	0.30	161	0.950	9.59	0.127	0.49	1.9	152.4	51	3.8	10.5	20.3	1.5	<1	13	40.5	<0.1
STD OREAS256	Standard																				
STD OREAS263	Standard																				
STD OREAS253	Standard																				
STD OREAS25A-4A	Standard	0.049	17.5	118	0.31	138	0.959	8.84	0.133	0.48	1.9	152.1	44	3.6	8.9	19.4	1.5	<1	13	35.3	<0.1
STD OREAS45E	Standard	0.036	12.4	959	0.18	260	0.541	7.12	0.057	0.33	1.0	99.9	26	1.2	8.7	6.4	0.6	<1	97	7.6	<0.1
STD OREAS45E	Standard	0.036	11.9	1094	0.15	259	0.543	7.44	0.051	0.37	1.1	96.2	25	0.9	9.2	6.6	0.5	<1	102	6.8	<0.1
STD OREAS45E	Standard	0.036	12.8	1030	0.18	263	0.541	7.17	0.061	0.32	1.1	94.2	27	1.4	8.8	6.6	0.6	<1	94	7.1	<0.1
STD OREAS45E	Standard	0.033	11.9	972	0.18	262	0.522	7.25	0.058	0.34	1.0	91.2	25	1.1	8.6	6.0	0.5	<1	92	7.8	<0.1
STD OREAS45E	Standard	0.033	12.1	1038	0.17	238	0.529	6.95	0.055	0.31	1.0	84.0	24	1.3	8.0	5.7	0.5	<1	94	6.9	<0.1
STD OREAS45E	Standard	0.035	11.3	1122	0.14	256	0.551	7.54	0.051	0.34	1.0	82.3	24	1.0	7.8	5.8	0.5	<1	92	6.3	<0.1
STD OREAS45E	Standard	0.035	8.8	1067	0.15	239	0.583	7.12	0.051	0.32	1.0	94.7	22	1.2	7.3	6.2	0.6	<1	92	7.3	<0.1
STD OXC145	Standard																				
STD OXC145	Standard																				
STD OXC145	Standard																				
STD OXH139	Standard																				
STD OXH139	Standard																				
STD OXH139	Standard																				
STD OXN134	Standard																				
STD OXN134	Standard																				
STD OXN134	Standard																				
STD OXN134 Expected																					

This report supersedes all previous preliminary and final reports with this file number dated prior to the date on this certificate. Signature indicates final approval; preliminary reports are unsigned and should be used for reference only.

BUREAU VERITAS
MINERAL LABORATORIES
Canada

www.bureauveritas.com/um

Bureau Veritas Commodities Canada Ltd.
9050 Shaughnessy St Vancouver British Columbia V6P 6E5 Canada
PHONE (604) 253-3158

Client: **Equity Exploration Consultants Ltd.**
#1510 - 250 Howe St.
Vancouver British Columbia V6C 3R8 Canada

Project: MAX
Report Date: June 27, 2019

QUALITY CONTROL REPORT VAN19001352.1

		MA200 Rb ppm 0.1	MA200 Hf ppm 0.1	MA200 In ppm 0.05	MA200 Re ppm 0.005	MA200 Se ppm 1	MA200 Te ppm 0.5	MA200 Tl ppm 0.5
DUP A00349688	QC	45.7	0.7	0.08	<0.005	<1	1.3	<0.5
Reference Materials								
STD OREAS25A-4A	Standard	59.3	4.1	0.09	<0.005	3	<0.5	<0.5
STD OREAS25A-4A	Standard	58.4	4.4	0.09	<0.005	4	<0.5	<0.5
STD OREAS25A-4A	Standard	63.9	3.9	0.13	<0.005	2	<0.5	<0.5
STD OREAS25A-4A	Standard	59.5	4.0	0.11	<0.005	3	<0.5	<0.5
STD OREAS25A-4A	Standard	55.2	3.9	0.11	<0.005	3	<0.5	<0.5
STD OREAS25A-4A	Standard	63.3	4.1	0.12	<0.005	2	<0.5	<0.5
STD OREAS256	Standard							
STD OREAS263	Standard							
STD OREAS253	Standard							
STD OREAS25A-4A	Standard	57.5	4.2	0.12	<0.005	3	<0.5	<0.5
STD OREAS45E	Standard	22.4	2.9	0.11	<0.005	4	<0.5	<0.5
STD OREAS45E	Standard	23.2	2.7	0.08	<0.005	4	<0.5	<0.5
STD OREAS45E	Standard	23.0	2.7	0.07	<0.005	3	<0.5	<0.5
STD OREAS45E	Standard	21.2	2.8	0.09	<0.005	3	<0.5	<0.5
STD OREAS45E	Standard	21.1	2.8	0.11	<0.005	2	<0.5	<0.5
STD OREAS45E	Standard	21.0	2.5	0.09	<0.005	2	<0.5	<0.5
STD OREAS45E	Standard	21.0	3.2	0.16	<0.005	3	<0.5	<0.5
STD OXC145	Standard							
STD OXC145	Standard							
STD OXC145	Standard							
STD OXH139	Standard							
STD OXH139	Standard							
STD OXH139	Standard							
STD OXN134	Standard							
STD OXN134	Standard							
STD OXN134	Standard							
STD OXN134 Expected								

This report supersedes all previous preliminary and final reports with this file number dated prior to the date on this certificate. Signature indicates final approval; preliminary reports are unsigned and should be used for reference only.

BUREAU VERITAS
MINERAL LABORATORIES
Canada

www.bureauveritas.com/um

Bureau Veritas Commodities Canada Ltd.
9050 Shaughnessy St Vancouver British Columbia V6P 6E5 Canada
PHONE (604) 253-3158

Client: **Equity Exploration Consultants Ltd.**
#1510 - 250 Howe St.
Vancouver British Columbia V6C 3R8 Canada

Project: MAX
Report Date: June 27, 2019

QUALITY CONTROL REPORT VAN19001352.1

		WGHT	FA430	MA200	MA200	MA200	MA200	MA200	MA200	MA200	MA200	MA200	MA200	MA200	MA200	MA200	MA200	MA200	MA200	MA200	MA200
		Wgt	Au	Mo	Cu	Pb	Zn	Ag	Ni	Co	Mn	Fe	As	U	Th	Sr	Cd	Sb	Bi	V	Ca
		kg	ppm	ppm	ppm	ppm	ppm	ppm	ppm	ppm	ppm	%	ppm	ppm	ppm	ppm	ppm	ppm	ppm	ppm	%
		0.01	0.005	0.1	0.1	0.1	1	0.1	0.1	0.2	1	0.01	1	0.1	0.1	1	0.1	0.1	0.1	1	0.01
STD OXC145 Expected			0.212																		
STD OXH139 Expected			1.312																		
STD OREAS256 Expected			7.66																		
STD OREAS263 Expected			0.21																		
STD OREAS253 Expected			1.22																		
STD OREAS25A-4A Expected				2.41	33.9	25.2	44.4		45.8	7.7	480	6.6	9.94	2.94	15.8	48.5		0.65	0.37	157	0.301
STD OREAS45E Expected				2.4	780	18.2	46.7	0.311	454	57	570	24.12	16.3	2.41	12.9	15.9	0.06	1	0.28	322	0.065
BLK	Blank		<0.005																		
BLK	Blank		<0.005																		
BLK	Blank		<0.005																		
BLK	Blank		<0.005																		
BLK	Blank		<0.005																		
BLK	Blank		<0.005																		
BLK	Blank			<0.1	0.1	<0.1	<1	<0.1	<0.1	<0.2	1	<0.01	<1	<0.1	<0.1	<1	<0.1	<0.1	<0.1	<1	<0.01
BLK	Blank			<0.1	<0.1	<0.1	<1	<0.1	<0.1	<0.2	<1	<0.01	<1	<0.1	<0.1	<1	<0.1	<0.1	<0.1	<1	<0.01
BLK	Blank			<0.1	<0.1	<0.1	<1	<0.1	<0.1	<0.2	<1	<0.01	<1	<0.1	<0.1	<1	<0.1	<0.1	<0.1	<1	<0.01
BLK	Blank			<0.1	<0.1	<0.1	<1	<0.1	<0.1	<0.2	<1	<0.01	<1	<0.1	<0.1	<1	<0.1	<0.1	<0.1	<1	<0.01
BLK	Blank			<0.1	<0.1	<0.1	<1	<0.1	<0.1	<0.2	<1	<0.01	<1	<0.1	<0.1	<1	<0.1	<0.1	<0.1	<1	<0.01
BLK	Blank			<0.1	<0.1	<0.1	<1	<0.1	<0.1	<0.2	2	<0.01	<1	<0.1	<0.1	<1	<0.1	<0.1	<0.1	<1	<0.01
BLK	Blank		0.006																		
BLK	Blank		<0.005																		
BLK	Blank			<0.1	<0.1	<0.1	<1	<0.1	<0.1	<0.2	<1	<0.01	<1	<0.1	<0.1	<1	<0.1	<0.1	<0.1	<1	<0.01
Prep Wash																					
ROCK-VAN	Prep Blank		<0.005	2.5	7.4	2.6	37	<0.1	2.0	5.0	718	2.34	1	1.3	3.6	201	<0.1	0.1	<0.1	36	1.50
ROCK-VAN	Prep Blank		<0.005	2.8	6.5	2.5	36	<0.1	2.0	4.6	730	2.27	<1	1.3	2.9	195	<0.1	<0.1	<0.1	36	1.42

This report supersedes all previous preliminary and final reports with this file number dated prior to the date on this certificate. Signature indicates final approval; preliminary reports are unsigned and should be used for reference only.

BUREAU VERITAS
MINERAL LABORATORIES
Canada

www.bureauveritas.com/um

Bureau Veritas Commodities Canada Ltd.
9050 Shaughnessy St Vancouver British Columbia V6P 6E5 Canada
PHONE (604) 253-3158

Client: **Equity Exploration Consultants Ltd.**
#1510 - 250 Howe St.
Vancouver British Columbia V6C 3R8 Canada

Project: MAX
Report Date: June 27, 2019

QUALITY CONTROL REPORT VAN19001352.1

		MA200 P	MA200 La	MA200 Cr	MA200 Mg	MA200 Ba	MA200 Ti	MA200 Al	MA200 Na	MA200 K	MA200 W	MA200 Zr	MA200 Ce	MA200 Sn	MA200 Y	MA200 Nb	MA200 Ta	MA200 Be	MA200 Sc	MA200 Li	MA200 S
		%	ppm	ppm	%	ppm	%	%	%	%	ppm	ppm	ppm	ppm	ppm	ppm	ppm	ppm	ppm	ppm	%
		0.001	0.1	1	0.01	1	0.001	0.01	0.001	0.01	0.1	0.1	1	0.1	0.1	0.1	0.1	1	1	0.1	0.1
STD OXC145 Expected																					
STD OXH139 Expected																					
STD OREAS256 Expected																					
STD OREAS263 Expected																					
STD OREAS253 Expected																					
STD OREAS25A-4A Expected		0.048	21.8	115	0.327	147	0.93	8.87	0.131	0.482	2	155	47.3	4.06	10.5	20.9	1.4	0.93	13.7	36.7	0.047
STD OREAS45E Expected		0.034	11	979	0.156	252	0.559	6.78	0.059	0.324	1.07	97	23.5	1.32	8.28	6.8	0.54		93	6.58	0.046
BLK	Blank																				
BLK	Blank																				
BLK	Blank																				
BLK	Blank																				
BLK	Blank																				
BLK	Blank																				
BLK	Blank	<0.001	<0.1	1	<0.01	<1	<0.001	<0.01	0.003	<0.01	<0.1	<0.1	<1	<0.1	<0.1	<0.1	<0.1	<1	<1	<0.1	<0.1
BLK	Blank	<0.001	<0.1	<1	<0.01	<1	<0.001	<0.01	0.002	<0.01	<0.1	<0.1	<1	<0.1	<0.1	<0.1	<0.1	<1	<1	<0.1	<0.1
BLK	Blank	<0.001	<0.1	<1	<0.01	<1	<0.001	<0.01	0.001	<0.01	<0.1	<0.1	<1	<0.1	<0.1	<0.1	<0.1	<1	<1	<0.1	<0.1
BLK	Blank	<0.001	<0.1	<1	<0.01	<1	<0.001	<0.01	0.003	<0.01	<0.1	<0.1	<1	<0.1	<0.1	<0.1	<0.1	<1	<1	<0.1	<0.1
BLK	Blank	<0.001	<0.1	<1	<0.01	<1	<0.001	<0.01	0.003	<0.01	<0.1	<0.1	<1	<0.1	<0.1	<0.1	<0.1	<1	<1	<0.1	<0.1
BLK	Blank	<0.001	<0.1	<1	<0.01	<1	<0.001	<0.01	0.002	<0.01	<0.1	<0.1	<1	<0.1	<0.1	0.1	<0.1	<1	<1	<0.1	<0.1
BLK	Blank																				
BLK	Blank																				
BLK	Blank	<0.001	<0.1	<1	<0.01	<1	<0.001	<0.01	0.002	<0.01	<0.1	<0.1	<1	<0.1	<0.1	<0.1	<0.1	<1	<1	<0.1	<0.1
Prep Wash																					
ROCK-VAN	Prep Blank	0.041	14.7	5	0.63	822	0.226	7.17	3.464	1.60	0.4	55.4	28	0.8	18.7	6.1	0.4	1	8	1.7	0.1
ROCK-VAN	Prep Blank	0.040	14.1	6	0.61	770	0.217	6.97	3.439	1.51	0.3	56.0	27	0.7	18.2	6.0	0.4	1	7	1.9	0.1

This report supersedes all previous preliminary and final reports with this file number dated prior to the date on this certificate. Signature indicates final approval; preliminary reports are unsigned and should be used for reference only.

BUREAU VERITAS
MINERAL LABORATORIES
Canada

www.bureauveritas.com/um

Bureau Veritas Commodities Canada Ltd.
9050 Shaughnessy St Vancouver British Columbia V6P 6E5 Canada
PHONE (604) 253-3158

Client: **Equity Exploration Consultants Ltd.**
#1510 - 250 Howe St.
Vancouver British Columbia V6C 3R8 Canada

Project: MAX
Report Date: June 27, 2019

QUALITY CONTROL REPORT VAN19001352.1

		MA200 Rb ppm 0.1	MA200 Hf ppm 0.1	MA200 In ppm 0.05	MA200 Re ppm 0.005	MA200 Se ppm 1	MA200 Te ppm 0.5	MA200 Tl ppm 0.5
STD OXC145 Expected								
STD OXH139 Expected								
STD OREAS256 Expected								
STD OREAS263 Expected								
STD OREAS253 Expected								
STD OREAS25A-4A Expected		61	4.14	0.09		2.4		0.35
STD OREAS45E Expected		21.2	3.11	0.099		2.97	0.1	0.15
BLK	Blank							
BLK	Blank							
BLK	Blank							
BLK	Blank							
BLK	Blank							
BLK	Blank							
BLK	Blank	<0.1	<0.1	<0.05	<0.005	<1	<0.5	<0.5
BLK	Blank	<0.1	<0.1	<0.05	<0.005	<1	<0.5	<0.5
BLK	Blank	<0.1	<0.1	<0.05	<0.005	<1	<0.5	<0.5
BLK	Blank	<0.1	<0.1	<0.05	<0.005	<1	<0.5	<0.5
BLK	Blank	<0.1	<0.1	<0.05	<0.005	<1	<0.5	<0.5
BLK	Blank	<0.1	<0.1	<0.05	<0.005	<1	<0.5	<0.5
BLK	Blank							
BLK	Blank							
BLK	Blank	<0.1	<0.1	<0.05	<0.005	<1	<0.5	<0.5
Prep Wash								
ROCK-VAN	Prep Blank	29.1	1.8	<0.05	<0.005	<1	<0.5	<0.5
ROCK-VAN	Prep Blank	28.1	1.8	0.06	<0.005	<1	<0.5	<0.5

This report supersedes all previous preliminary and final reports with this file number dated prior to the date on this certificate. Signature indicates final approval; preliminary reports are unsigned and should be used for reference only.

BUREAU VERITAS
MINERAL LABORATORIES
Canada

www.bureauveritas.com/um

Bureau Veritas Commodities Canada Ltd.
9050 Shaughnessy St Vancouver British Columbia V6P 6E5 Canada
PHONE (604) 253-3158

Client: **Equity Exploration Consultants Ltd.**
#1510 - 250 Howe St.
Vancouver British Columbia V6C 3R8 Canada

Submitted By:	Alexander Nielsen
Receiving Lab:	Canada-Vancouver
Received:	June 10, 2019
Report Date:	June 24, 2019
Page:	1 of 8

CERTIFICATE OF ANALYSIS VAN19001353.1

CLIENT JOB INFORMATION

Project:	MAX
Shipment ID:	TRX19-19_03
P.O. Number	TRX19-19
Number of Samples:	209

SAMPLE DISPOSAL

RTRN-PLP	Return After 90 days
DISP-RJT	Dispose of Reject After 60 days

Bureau Veritas does not accept responsibility for samples left at the laboratory after 90 days without prior written instructions for sample storage or return.

SAMPLE PREPARATION AND ANALYTICAL PROCEDURES

Procedure Code	Number of Samples	Code Description	Test Wgt (g)	Report Status	Lab
PRP90-250	10	Crush (>90%), split and pulverize 250g rock to 200 mesh			VAN
SPTRF	189	Split samples by riffle splitter			VAN
PUL85	189	Pulverize to 85% passing 200 mesh			VAN
SLBHP	10	Sort, label and box pulps			VAN
FA430	209	Lead Collection Fire Assay Fusion - AAS Finish	30	Completed	VAN
EN002	209	Environmental disposal charge-Fire assay lead waste			VAN
MA200	209	4 Acid digestion ICP-MS analysis	0.25	Completed	VAN
EN001-MA	209	Environmental disposal fee - Multi-acid neutralization			VAN

ADDITIONAL COMMENTS

Invoice To: Equity Exploration Consultants Ltd.
#1510 - 250 Howe St.
Vancouver British Columbia V6C 3R8
Canada

CC: Paul Jago

JEFFREY CANNON
Geochemistry Department Supervisor

This report supersedes all previous preliminary and final reports with this file number dated prior to the date on this certificate. Signature indicates final approval; preliminary reports are unsigned and should be used for reference only.
All results are considered the confidential property of the client. Bureau Veritas assumes the liabilities for actual cost of analysis only. Results apply to samples as submitted.
"*" asterisk indicates that an analytical result could not be provided due to unusually high levels of interference from other elements.

BUREAU VERITAS
MINERAL LABORATORIES
Canada

www.bureauveritas.com/um

Bureau Veritas Commodities Canada Ltd.

9050 Shaughnessy St Vancouver British Columbia V6P 6E5 Canada
PHONE (604) 253-3158

Client: **Equity Exploration Consultants Ltd.**
#1510 - 250 Howe St.
Vancouver British Columbia V6C 3R8 Canada

Project: MAX
Report Date: June 24, 2019

CERTIFICATE OF ANALYSIS VAN19001353.1

	Method	WGHT	FA430	MA200	MA200	MA200	MA200	MA200	MA200	MA200	MA200	MA200	MA200	MA200	MA200	MA200	MA200	MA200	MA200	MA200	MA200
	Analyte	Wgt	Au	Mo	Cu	Pb	Zn	Ag	Ni	Co	Mn	Fe	As	U	Th	Sr	Cd	Sb	Bi	V	Ca
	Unit	kg	ppm	ppm	ppm	ppm	ppm	ppm	ppm	ppm	ppm	%	ppm	ppm	ppm	ppm	ppm	ppm	ppm	ppm	%
	MDL	0.01	0.005	0.1	0.1	0.1	1	0.1	0.1	0.2	1	0.01	1	0.1	0.1	1	0.1	0.1	0.1	1	0.01
A00349701	RC Chip	1.04	0.013	1.7	164.2	8.8	87	0.2	32.6	30.6	1499	6.84	9	1.0	2.3	675	0.2	2.3	<0.1	284	4.90
A00349702	RC Chip	1.27	0.011	1.8	162.6	7.8	86	0.2	28.0	26.6	1363	6.48	8	1.0	2.1	743	0.2	2.2	<0.1	268	4.71
A00349703	RC Chip	1.11	0.023	1.8	152.7	7.5	82	0.2	28.7	26.9	1384	6.57	8	1.0	2.2	726	0.2	2.4	<0.1	270	4.73
A00349704	RC Chip	1.14	0.016	1.7	122.6	6.9	83	0.2	24.9	28.0	1467	6.80	8	1.0	2.0	658	0.2	2.3	<0.1	283	5.00
A00349705	RC Chip	1.02	0.013	3.3	136.0	7.3	90	0.2	29.5	29.8	1592	7.17	9	0.9	1.8	734	0.2	2.4	<0.1	300	5.16
A00349706	RC Chip	0.95	0.017	1.6	123.8	7.9	80	0.2	27.1	26.9	1505	6.68	10	0.9	1.9	725	0.2	2.4	<0.1	276	4.67
A00349707	RC Chip	1.17	0.023	1.9	130.0	9.0	88	0.2	32.1	27.2	1344	6.08	9	1.0	2.2	729	0.4	2.3	<0.1	248	4.26
A00349708	RC Chip	0.90	0.014	1.8	139.0	10.3	98	0.2	34.7	27.8	1385	5.82	8	1.1	2.4	723	0.2	2.0	<0.1	234	4.37
A00349709	RC Chip	1.04	0.013	2.3	136.0	9.8	90	0.2	28.6	26.3	1335	6.03	9	1.1	2.2	851	0.2	2.4	<0.1	251	4.74
A00349710	Rock	0.79	<0.005	0.9	5.5	2.9	37	<0.1	0.9	4.2	660	2.13	2	1.1	2.5	181	<0.1	0.1	<0.1	35	1.46
A00349711	RC Chip	0.88	0.017	1.7	146.6	11.4	87	0.2	36.7	32.0	1442	6.16	7	1.0	2.2	664	0.2	2.0	<0.1	254	4.64
A00349712	RC Chip	1.06	0.014	1.9	139.6	10.4	97	0.2	40.0	30.1	1466	6.20	8	1.0	2.4	715	0.2	2.2	<0.1	253	4.42
A00349713	RC Chip	0.98	0.017	1.5	117.1	8.4	86	0.2	30.1	40.0	1374	6.99	11	1.0	2.3	641	0.2	2.3	<0.1	296	4.88
A00349714	RC Chip	1.08	0.024	2.8	207.5	7.9	108	0.3	25.3	34.2	1537	7.16	13	1.1	2.4	618	0.2	3.5	<0.1	276	3.92
A00349715	RC Chip	0.99	0.010	2.0	219.8	7.4	104	0.3	18.8	32.2	1743	6.83	15	1.0	1.9	665	0.3	4.7	<0.1	267	3.90
A00349716	RC Chip	0.94	0.012	1.6	366.4	6.3	126	0.3	30.6	50.3	2090	9.24	13	0.8	1.5	700	0.3	4.3	<0.1	386	5.34
A00349717	RC Chip	0.82	0.019	1.0	316.2	6.6	121	0.4	30.3	47.4	2008	9.78	10	0.5	1.1	722	0.2	4.2	<0.1	440	6.90
A00349718	RC Chip	0.97	0.014	0.8	250.7	4.8	97	0.3	25.5	42.5	1763	9.05	9	0.6	1.1	733	0.2	4.8	<0.1	394	6.55
A00349719	RC Chip	0.80	0.018	0.9	277.6	5.9	101	0.3	27.0	47.3	1838	9.08	9	0.6	1.2	753	0.2	4.2	<0.1	398	6.71
A00349720	Rock Pulp	0.07	0.231	99.2	2821.2	22.0	83	0.4	64.2	16.7	559	4.53	19	5.4	18.8	323	0.2	2.4	0.7	125	2.68
A00349721	RC Chip	0.93	0.013	0.9	170.9	4.9	94	0.3	22.6	40.1	1720	8.62	10	0.5	0.9	976	0.1	6.5	<0.1	358	6.02
A00349722	RC Chip	0.86	0.014	1.2	187.5	4.9	94	0.3	22.0	41.7	1730	8.70	10	0.5	1.1	972	0.3	6.5	<0.1	362	5.85
A00349723	RC Chip	1.01	0.015	1.0	188.4	4.2	106	0.3	21.5	44.0	1677	8.60	10	0.5	1.0	786	0.1	4.8	<0.1	342	6.76
A00349724	RC Chip	0.99	0.007	1.3	122.5	6.9	110	0.1	23.9	36.5	1667	7.53	7	0.8	1.8	650	0.1	2.4	<0.1	308	6.27
A00349725	RC Chip	1.01	0.009	1.9	145.6	6.3	105	0.2	25.2	39.6	1646	7.53	6	0.8	1.9	677	<0.1	2.2	<0.1	299	5.92
A00349726	RC Chip	1.09	0.007	1.6	114.9	6.0	84	0.1	21.6	31.8	1490	7.00	7	0.8	1.8	607	0.2	1.9	<0.1	288	5.50
A00349727	RC Chip	1.07	0.007	3.4	109.3	5.9	82	0.1	19.2	33.9	1540	6.52	5	1.0	2.0	704	<0.1	2.1	<0.1	269	6.21
A00349728	RC Chip	0.78	0.007	2.8	122.2	5.7	82	0.2	19.4	34.6	1505	6.70	7	0.9	2.0	627	0.2	2.0	<0.1	265	5.81
A00349729	RC Chip	0.51	0.018	2.3	129.9	10.1	106	<0.1	36.9	30.2	1375	5.90	9	1.1	2.8	507	0.2	1.8	<0.1	231	2.85
A00349730	Rock	0.65	<0.005	1.2	5.3	3.0	40	<0.1	1.1	4.6	636	2.08	2	1.3	3.0	210	<0.1	0.1	<0.1	36	1.46

This report supersedes all previous preliminary and final reports with this file number dated prior to the date on this certificate. Signature indicates final approval; preliminary reports are unsigned and should be used for reference only.

BUREAU VERITAS
MINERAL LABORATORIES
Canada

www.bureauveritas.com/um

Bureau Veritas Commodities Canada Ltd.

9050 Shaughnessy St Vancouver British Columbia V6P 6E5 Canada
PHONE (604) 253-3158

Client: **Equity Exploration Consultants Ltd.**
#1510 - 250 Howe St.
Vancouver British Columbia V6C 3R8 Canada

Project: MAX
Report Date: June 24, 2019

CERTIFICATE OF ANALYSIS VAN19001353.1

	Method	MA200	MA200	MA200	MA200	MA200	MA200	MA200	MA200	MA200	MA200	MA200	MA200	MA200	MA200	MA200	MA200	MA200	MA200	MA200	MA200
	Analyte	P	La	Cr	Mg	Ba	Ti	Al	Na	K	W	Zr	Ce	Sn	Y	Nb	Ta	Be	Sc	Li	S
	Unit	%	ppm	ppm	%	ppm	%	%	%	%	ppm	ppm	ppm	ppm	ppm	ppm	ppm	ppm	ppm	ppm	%
	MDL	0.001	0.1	1	0.01	1	0.001	0.01	0.001	0.01	0.1	0.1	1	0.1	0.1	0.1	0.1	1	1	0.1	0.1
A00349701	RC Chip	0.152	12.3	73	2.70	981	0.455	8.18	2.153	2.51	1.4	37.5	23	0.7	16.3	5.5	0.3	<1	23	17.7	<0.1
A00349702	RC Chip	0.160	12.1	68	2.45	1066	0.437	8.11	2.185	2.62	1.4	41.5	23	0.7	15.6	4.9	0.3	<1	23	17.9	<0.1
A00349703	RC Chip	0.148	11.9	66	2.45	1103	0.442	8.40	2.347	2.76	1.3	37.2	22	0.7	15.6	5.1	0.3	1	22	16.7	<0.1
A00349704	RC Chip	0.148	11.0	69	2.66	1083	0.442	8.37	2.279	2.78	1.2	32.2	20	0.7	14.8	4.9	0.3	1	23	16.5	<0.1
A00349705	RC Chip	0.133	10.7	80	2.71	1040	0.451	8.19	2.158	2.69	1.4	37.2	20	0.9	15.5	4.5	0.3	<1	26	17.4	<0.1
A00349706	RC Chip	0.146	11.7	73	2.46	1121	0.441	8.18	2.283	2.80	1.2	33.3	22	0.7	15.6	5.0	0.3	1	24	17.3	<0.1
A00349707	RC Chip	0.150	12.3	74	2.21	1113	0.429	8.03	2.307	2.73	1.4	35.3	23	0.8	15.2	5.6	0.3	1	21	18.5	<0.1
A00349708	RC Chip	0.151	13.0	78	2.37	1046	0.412	7.81	2.252	2.56	1.8	36.6	24	0.9	14.8	5.9	0.3	<1	21	17.4	<0.1
A00349709	RC Chip	0.157	12.9	68	2.42	1175	0.435	8.32	2.378	2.89	1.8	35.8	24	0.8	16.2	6.2	0.3	1	22	15.9	0.1
A00349710	Rock	0.038	13.6	4	0.51	764	0.202	7.20	3.396	1.60	0.3	48.3	24	0.6	14.7	5.2	0.4	<1	7	2.9	<0.1
A00349711	RC Chip	0.151	12.2	87	2.63	1032	0.421	7.70	2.195	2.49	2.9	36.5	23	0.6	15.6	5.6	0.3	<1	23	17.0	0.1
A00349712	RC Chip	0.147	13.2	91	2.54	997	0.431	8.04	2.195	2.67	1.8	38.4	25	0.8	15.5	6.0	0.3	<1	22	18.2	<0.1
A00349713	RC Chip	0.143	13.2	74	2.61	1069	0.493	7.91	1.973	2.61	159.7	33.6	24	0.7	15.8	5.3	0.3	1	29	19.7	<0.1
A00349714	RC Chip	0.165	13.6	48	1.90	1585	0.485	8.36	1.799	3.17	1.7	42.4	25	0.8	18.3	6.7	0.3	1	26	21.1	<0.1
A00349715	RC Chip	0.176	9.1	28	1.61	1487	0.409	8.88	1.716	3.37	7.7	35.6	18	0.7	15.1	5.6	0.3	1	21	28.5	<0.1
A00349716	RC Chip	0.215	10.6	55	2.28	916	0.605	8.93	1.430	1.95	3.6	28.6	19	0.8	19.4	4.4	0.3	1	36	25.2	<0.1
A00349717	RC Chip	0.223	10.2	60	2.76	804	0.687	7.90	1.413	1.46	1.1	27.0	19	0.6	18.5	3.3	0.2	<1	38	17.8	<0.1
A00349718	RC Chip	0.193	9.8	55	2.70	898	0.588	7.99	1.689	1.73	1.2	25.5	18	0.6	17.3	3.6	0.2	<1	33	17.8	<0.1
A00349719	RC Chip	0.200	11.2	53	2.65	964	0.600	8.09	1.571	1.74	1.4	25.5	20	0.7	18.3	3.6	0.2	<1	34	16.8	<0.1
A00349720	Rock Pulp	0.107	35.2	84	1.53	996	0.491	7.80	2.100	3.37	4.3	73.6	67	3.3	24.3	18.2	1.3	3	14	33.6	0.3
A00349721	RC Chip	0.187	9.7	47	2.37	1040	0.577	8.68	2.049	1.98	1.2	22.2	18	0.5	15.7	3.3	0.2	<1	27	16.8	<0.1
A00349722	RC Chip	0.211	9.4	48	2.29	1038	0.580	8.65	2.053	2.20	1.3	21.4	17	0.5	16.2	3.3	0.2	<1	28	17.8	<0.1
A00349723	RC Chip	0.227	9.4	44	2.77	881	0.533	8.64	2.077	1.79	1.3	22.2	18	0.4	16.5	3.0	0.2	<1	30	20.3	<0.1
A00349724	RC Chip	0.165	10.4	60	3.41	1273	0.479	8.02	1.991	2.50	0.8	15.8	19	0.6	16.2	5.7	0.3	<1	33	18.8	<0.1
A00349725	RC Chip	0.156	10.3	68	3.42	1251	0.469	7.92	2.127	2.33	0.9	20.6	19	0.8	16.2	5.6	0.3	1	33	15.9	<0.1
A00349726	RC Chip	0.141	11.5	50	2.89	1367	0.456	8.21	2.483	2.45	0.8	18.2	21	0.6	16.8	5.6	0.3	<1	29	14.7	<0.1
A00349727	RC Chip	0.132	11.2	50	3.03	1127	0.450	8.08	2.369	2.34	0.7	17.4	20	0.6	16.3	5.9	0.3	<1	28	13.6	0.2
A00349728	RC Chip	0.140	11.1	51	3.00	1358	0.476	8.24	2.434	2.64	0.8	16.3	20	0.5	17.0	5.9	0.3	<1	30	15.4	0.1
A00349729	RC Chip	0.124	14.7	89	2.03	1125	0.422	7.96	1.922	2.22	1.6	39.0	28	0.9	15.0	5.7	0.4	<1	21	19.0	<0.1
A00349730	Rock	0.044	13.4	4	0.50	841	0.203	7.17	3.301	1.67	0.3	54.2	25	0.7	16.1	5.6	0.4	<1	7	2.8	<0.1

This report supersedes all previous preliminary and final reports with this file number dated prior to the date on this certificate. Signature indicates final approval; preliminary reports are unsigned and should be used for reference only.

BUREAU VERITAS
MINERAL LABORATORIES
Canada

www.bureauveritas.com/um

Bureau Veritas Commodities Canada Ltd.

9050 Shaughnessy St Vancouver British Columbia V6P 6E5 Canada
PHONE (604) 253-3158

Client: **Equity Exploration Consultants Ltd.**
#1510 - 250 Howe St.
Vancouver British Columbia V6C 3R8 Canada

Project: MAX
Report Date: June 24, 2019

CERTIFICATE OF ANALYSIS VAN19001353.1

	Method	MA200	MA200	MA200	MA200	MA200	MA200	MA200
	Analyte	Rb	Hf	In	Re	Se	Te	Tl
	Unit	ppm	ppm	ppm	ppm	ppm	ppm	ppm
	MDL	0.1	0.1	0.05	0.005	1	0.5	0.5
A00349701	RC Chip	67.5	1.2	0.06	<0.005	<1	1.0	<0.5
A00349702	RC Chip	67.5	1.2	0.06	<0.005	<1	0.9	<0.5
A00349703	RC Chip	69.8	1.1	0.06	<0.005	1	0.7	<0.5
A00349704	RC Chip	66.5	1.2	0.07	<0.005	<1	0.6	<0.5
A00349705	RC Chip	69.8	1.0	0.05	<0.005	1	0.7	<0.5
A00349706	RC Chip	70.1	1.1	0.07	<0.005	<1	1.1	<0.5
A00349707	RC Chip	65.2	1.0	<0.05	<0.005	<1	1.1	<0.5
A00349708	RC Chip	67.9	1.3	<0.05	<0.005	<1	0.6	<0.5
A00349709	RC Chip	70.7	1.0	<0.05	<0.005	1	0.7	<0.5
A00349710	Rock	35.1	1.6	<0.05	<0.005	1	<0.5	<0.5
A00349711	RC Chip	64.5	1.4	<0.05	<0.005	<1	1.0	<0.5
A00349712	RC Chip	68.6	1.3	<0.05	<0.005	<1	0.6	<0.5
A00349713	RC Chip	64.6	1.0	0.05	<0.005	<1	1.4	<0.5
A00349714	RC Chip	71.0	1.4	0.07	<0.005	<1	<0.5	<0.5
A00349715	RC Chip	61.9	1.2	<0.05	<0.005	<1	<0.5	<0.5
A00349716	RC Chip	58.6	1.1	0.05	<0.005	1	<0.5	<0.5
A00349717	RC Chip	41.3	1.2	0.07	<0.005	<1	0.7	<0.5
A00349718	RC Chip	47.4	1.0	0.09	<0.005	<1	0.7	<0.5
A00349719	RC Chip	52.2	1.2	0.07	<0.005	<1	1.0	<0.5
A00349720	Rock Pulp	198.0	2.3	0.08	<0.005	2	0.7	1.2
A00349721	RC Chip	51.1	0.7	0.06	<0.005	<1	0.8	<0.5
A00349722	RC Chip	52.4	0.7	<0.05	<0.005	<1	0.6	<0.5
A00349723	RC Chip	46.9	0.8	<0.05	<0.005	<1	<0.5	<0.5
A00349724	RC Chip	58.0	0.7	<0.05	0.006	<1	2.2	<0.5
A00349725	RC Chip	53.4	0.7	<0.05	<0.005	<1	1.0	<0.5
A00349726	RC Chip	55.6	0.7	<0.05	<0.005	<1	1.2	<0.5
A00349727	RC Chip	52.8	0.7	0.05	0.012	<1	<0.5	<0.5
A00349728	RC Chip	59.1	0.7	0.06	0.014	<1	1.7	<0.5
A00349729	RC Chip	56.5	1.1	<0.05	<0.005	<1	<0.5	<0.5
A00349730	Rock	35.2	1.8	0.05	<0.005	<1	<0.5	<0.5

This report supersedes all previous preliminary and final reports with this file number dated prior to the date on this certificate. Signature indicates final approval; preliminary reports are unsigned and should be used for reference only.

BUREAU VERITAS
MINERAL LABORATORIES
Canada

www.bureauveritas.com/um

Bureau Veritas Commodities Canada Ltd.

9050 Shaughnessy St Vancouver British Columbia V6P 6E5 Canada
PHONE (604) 253-3158

Client: **Equity Exploration Consultants Ltd.**
#1510 - 250 Howe St.
Vancouver British Columbia V6C 3R8 Canada

Project: MAX
Report Date: June 24, 2019

CERTIFICATE OF ANALYSIS VAN19001353.1

	Method	WGHT	FA430	MA200	MA200	MA200	MA200	MA200	MA200	MA200	MA200	MA200	MA200	MA200	MA200	MA200	MA200	MA200	MA200	MA200	MA200
	Analyte	Wgt	Au	Mo	Cu	Pb	Zn	Ag	Ni	Co	Mn	Fe	As	U	Th	Sr	Cd	Sb	Bi	V	Ca
	Unit	kg	ppm	ppm	ppm	ppm	ppm	ppm	ppm	ppm	ppm	%	ppm	ppm	ppm	ppm	ppm	ppm	ppm	ppm	%
	MDL	0.01	0.005	0.1	0.1	0.1	1	0.1	0.1	0.2	1	0.01	1	0.1	0.1	1	0.1	0.1	0.1	1	0.01
A00349731	RC Chip	0.94	0.009	1.6	88.2	7.9	81	0.1	46.8	21.8	958	4.76	9	1.2	2.9	503	0.2	1.5	<0.1	184	2.97
A00349732	RC Chip	1.14	0.012	1.9	106.9	7.6	94	0.1	29.0	27.4	2110	6.11	10	1.3	2.8	539	0.3	1.9	<0.1	256	3.91
A00349733	RC Chip	0.89	0.041	1.5	94.0	9.0	80	<0.1	30.6	23.9	1312	5.82	9	1.1	2.6	511	0.1	2.0	<0.1	230	3.08
A00349734	RC Chip	0.96	0.010	1.5	97.8	9.2	88	<0.1	24.0	24.4	1322	5.91	10	1.1	3.0	579	<0.1	2.0	<0.1	236	3.12
A00349735	RC Chip	1.04	0.015	1.7	104.4	7.7	95	0.2	24.3	25.3	1326	6.00	8	1.2	2.4	538	0.1	1.8	<0.1	242	3.24
A00349736	RC Chip	1.08	0.013	1.5	124.0	8.5	98	0.2	32.5	29.2	1390	6.12	10	1.2	2.5	638	0.2	1.9	<0.1	243	3.63
A00349737	RC Chip	1.12	0.016	1.9	135.4	7.3	87	0.2	26.9	26.5	1288	5.79	11	1.0	2.2	569	0.2	1.7	<0.1	226	3.39
A00349738	RC Chip	0.97	0.011	2.0	110.9	7.1	85	0.2	23.5	24.7	1292	5.98	9	1.1	2.0	543	0.1	1.5	<0.1	235	3.47
A00349739	RC Chip	1.05	0.013	2.1	137.2	7.2	98	0.2	32.7	30.0	1497	6.39	10	1.1	2.1	548	0.2	2.0	<0.1	263	3.51
A00349740	Rock Pulp	0.07	0.712	325.3	5351.6	20.7	85	0.8	38.8	16.0	551	5.07	28	4.6	15.7	320	0.5	3.6	0.6	127	2.63
A00349741	RC Chip	0.78	0.013	1.4	112.9	7.1	100	0.2	26.8	24.8	1297	5.96	9	1.2	2.5	598	0.2	2.1	<0.1	247	3.48
A00349742	RC Chip	1.00	0.014	1.6	129.1	8.5	90	0.1	35.7	27.9	1341	5.88	10	1.1	2.2	528	0.2	1.8	<0.1	236	2.90
A00349743	RC Chip	0.97	0.025	1.8	148.7	10.0	104	0.2	31.0	28.8	1418	6.25	12	1.3	2.4	515	0.2	2.0	<0.1	254	3.09
A00349744	RC Chip	1.17	0.015	1.6	132.2	7.8	91	0.2	26.0	25.2	1340	5.94	9	1.2	2.2	617	0.2	1.7	<0.1	225	3.42
A00349745	RC Chip	0.87	0.013	1.3	111.4	7.5	88	0.2	28.6	22.9	1370	6.40	9	1.1	2.0	591	0.2	1.7	<0.1	264	3.63
A00349746	RC Chip	1.29	0.012	1.3	99.4	8.3	82	0.2	30.6	25.1	1261	5.98	9	1.1	2.2	562	<0.1	1.7	<0.1	242	3.33
A00349747	RC Chip	0.99	0.028	1.5	116.8	8.2	84	0.2	27.7	26.1	1241	5.94	9	1.1	2.2	636	0.2	2.2	<0.1	243	3.83
A00349748	RC Chip	0.86	0.020	1.2	162.9	6.9	93	0.3	28.5	29.8	1202	6.89	8	0.7	1.4	500	0.2	2.1	<0.1	298	2.81
A00349749	RC Chip	0.88	0.008	1.6	257.4	7.6	121	0.3	22.9	34.3	859	7.49	7	0.3	0.5	134	0.3	2.8	<0.1	380	0.86
A00349750	Rock	0.48	<0.005	0.9	5.7	2.8	39	<0.1	1.7	4.9	672	2.13	3	1.1	2.6	176	<0.1	0.1	<0.1	38	1.60
A00349751	RC Chip	0.99	0.007	1.2	214.9	12.9	181	0.3	28.8	39.1	914	8.78	7	0.5	0.6	106	0.7	3.3	<0.1	427	0.86
A00349752	RC Chip	1.05	0.019	0.9	305.3	6.8	115	0.3	30.7	48.6	1757	8.93	9	0.4	0.8	666	0.3	2.7	<0.1	428	5.22
A00349753	RC Chip	0.99	0.016	0.7	294.1	5.6	118	0.2	31.6	44.5	1714	8.62	9	0.4	0.8	740	0.2	2.7	<0.1	416	5.55
A00349754	RC Chip	1.06	0.021	0.7	310.4	5.0	106	0.2	30.4	43.8	1825	8.76	9	0.3	0.7	894	0.2	2.6	<0.1	418	6.62
A00349755	RC Chip	0.92	0.012	2.3	133.2	8.1	91	<0.1	32.6	26.4	1312	5.96	10	1.1	2.7	561	0.2	1.6	<0.1	247	3.57
A00349756	RC Chip	0.83	0.012	1.7	139.8	9.6	94	0.2	30.9	28.3	1379	6.07	10	1.0	2.5	592	0.2	2.0	<0.1	245	3.34
A00349757	RC Chip	1.01	0.012	1.2	147.0	6.9	82	0.2	33.2	28.8	1331	6.70	8	0.9	1.8	577	0.2	1.7	<0.1	303	3.80
A00349758	RC Chip	0.93	0.011	1.4	127.2	7.8	92	0.2	34.9	28.1	1367	6.28	9	1.0	2.2	575	0.3	2.0	<0.1	259	3.23
A00349759	RC Chip	0.99	0.016	1.5	121.0	7.2	81	0.2	59.5	27.9	1274	5.85	9	1.1	2.6	655	0.2	1.6	<0.1	219	3.94
A00349760	Rock Pulp	0.07	0.234	91.6	2720.7	21.0	82	0.4	62.7	17.0	531	4.34	19	5.2	18.7	293	0.3	2.3	0.7	121	2.57

This report supersedes all previous preliminary and final reports with this file number dated prior to the date on this certificate. Signature indicates final approval; preliminary reports are unsigned and should be used for reference only.

BUREAU VERITAS MINERAL LABORATORIES Canada

www.bureauveritas.com/um

Bureau Veritas Commodities Canada Ltd.

9050 Shaughnessy St Vancouver British Columbia V6P 6E5 Canada
PHONE (604) 253-3158

Client: **Equity Exploration Consultants Ltd.**
#1510 - 250 Howe St.
Vancouver British Columbia V6C 3R8 Canada

Project: MAX
Report Date: June 24, 2019

CERTIFICATE OF ANALYSIS VAN19001353.1

	Method	MA200	MA200	MA200	MA200	MA200	MA200	MA200	MA200	MA200	MA200	MA200	MA200	MA200	MA200	MA200	MA200	MA200	MA200	MA200	MA200
	Analyte	P	La	Cr	Mg	Ba	Ti	Al	Na	K	W	Zr	Ce	Sn	Y	Nb	Ta	Be	Sc	Li	S
	Unit	%	ppm	ppm	%	ppm	%	%	%	%	ppm	ppm	ppm	ppm	ppm	ppm	ppm	ppm	ppm	ppm	%
	MDL	0.001	0.1	1	0.01	1	0.001	0.01	0.001	0.01	0.1	0.1	1	0.1	0.1	0.1	0.1	1	1	0.1	0.1
A00349731	RC Chip	0.118	14.8	88	1.67	1060	0.411	7.38	2.154	2.06	1.5	48.1	27	0.9	15.5	5.8	0.4	1	18	19.2	<0.1
A00349732	RC Chip	0.159	14.3	70	2.19	1186	0.458	7.82	2.043	2.37	1.5	43.1	26	0.9	16.5	5.3	0.3	<1	24	17.7	<0.1
A00349733	RC Chip	0.122	14.1	72	1.88	1145	0.418	8.07	2.002	2.40	1.4	41.9	28	0.8	14.5	6.2	0.4	1	19	17.4	<0.1
A00349734	RC Chip	0.121	13.1	55	1.93	1251	0.434	8.20	2.087	2.66	1.2	53.3	25	1.0	20.1	6.7	0.4	<1	19	17.1	<0.1
A00349735	RC Chip	0.138	12.8	48	2.05	1226	0.428	8.42	2.192	2.76	1.4	37.1	24	0.9	15.6	5.8	0.3	<1	20	16.7	<0.1
A00349736	RC Chip	0.149	12.9	74	2.25	1356	0.433	8.54	2.127	2.77	1.0	30.5	24	0.8	16.4	5.6	0.3	<1	21	15.4	<0.1
A00349737	RC Chip	0.147	12.0	66	1.89	1200	0.418	7.82	2.071	2.44	1.1	32.9	23	0.8	16.2	5.5	0.3	<1	20	18.6	<0.1
A00349738	RC Chip	0.127	11.2	65	1.95	1161	0.424	7.87	2.176	2.32	1.0	36.0	22	0.8	16.2	4.9	0.3	<1	20	14.0	<0.1
A00349739	RC Chip	0.145	11.6	71	2.25	1194	0.453	8.16	2.034	2.27	1.3	32.6	23	0.9	16.7	4.9	0.3	<1	23	18.4	<0.1
A00349740	Rock Pulp	0.090	29.9	66	1.50	967	0.449	7.48	2.012	3.25	5.2	69.1	58	3.5	21.5	15.5	1.1	2	13	32.8	0.5
A00349741	RC Chip	0.157	12.4	59	2.01	1281	0.442	8.66	2.293	2.75	1.2	39.1	24	0.8	18.2	5.5	0.3	<1	24	18.0	<0.1
A00349742	RC Chip	0.154	11.5	79	1.83	1230	0.410	8.02	2.242	2.65	1.1	34.4	23	0.7	15.7	4.9	0.3	<1	21	16.9	<0.1
A00349743	RC Chip	0.150	13.0	71	1.95	1299	0.422	8.31	2.073	2.75	1.2	30.9	24	0.8	16.9	5.6	0.3	<1	21	16.5	<0.1
A00349744	RC Chip	0.142	11.5	52	1.91	1298	0.416	8.55	2.311	2.69	1.3	36.8	23	0.8	15.4	5.7	0.3	<1	21	15.4	<0.1
A00349745	RC Chip	0.148	11.3	63	2.07	1301	0.436	8.61	2.284	2.84	1.1	34.4	22	0.7	16.5	5.3	0.3	1	21	16.8	<0.1
A00349746	RC Chip	0.131	11.5	69	1.93	1299	0.412	8.19	2.202	2.90	1.0	34.5	22	0.7	15.6	5.2	0.3	1	20	15.5	<0.1
A00349747	RC Chip	0.134	12.0	56	1.93	1215	0.414	8.11	2.252	2.64	1.3	33.9	23	0.7	15.2	5.2	0.3	<1	19	18.6	<0.1
A00349748	RC Chip	0.135	8.3	59	2.32	1029	0.433	8.57	2.497	2.94	1.1	31.6	16	0.6	13.4	4.2	0.2	1	23	29.9	<0.1
A00349749	RC Chip	0.160	4.5	54	2.61	499	0.333	8.66	2.293	3.72	1.7	6.7	10	0.5	6.9	1.7	0.1	2	28	38.8	<0.1
A00349750	Rock	0.037	12.4	6	0.56	762	0.208	7.16	3.278	1.69	0.4	50.3	25	0.6	16.2	5.5	0.4	<1	8	2.9	<0.1
A00349751	RC Chip	0.182	5.3	70	2.62	610	0.280	8.68	1.623	3.78	2.0	7.7	11	0.5	8.8	1.5	<0.1	3	33	36.4	<0.1
A00349752	RC Chip	0.202	8.9	70	3.88	790	0.479	7.84	1.903	1.65	1.4	12.9	18	0.5	16.3	2.9	0.2	<1	34	30.7	<0.1
A00349753	RC Chip	0.171	8.0	75	3.72	930	0.503	8.00	1.958	1.81	0.9	14.1	16	0.5	15.6	2.8	0.1	<1	35	29.5	<0.1
A00349754	RC Chip	0.156	7.4	70	3.98	910	0.527	7.74	1.922	1.45	0.7	14.5	15	0.5	15.9	2.7	0.1	<1	36	26.0	<0.1
A00349755	RC Chip	0.127	13.8	75	2.05	1036	0.454	7.89	2.067	2.41	1.4	38.2	28	0.7	14.8	5.7	0.3	<1	21	19.2	<0.1
A00349756	RC Chip	0.133	13.9	63	1.87	1240	0.439	8.02	2.097	2.54	1.2	42.8	27	0.7	16.0	6.1	0.3	1	20	17.6	<0.1
A00349757	RC Chip	0.110	10.4	58	2.34	942	0.441	8.07	1.990	2.35	1.4	37.0	20	0.6	14.2	4.7	0.3	<1	23	18.5	<0.1
A00349758	RC Chip	0.127	11.6	68	2.10	1128	0.434	8.11	2.188	2.55	1.5	36.1	22	0.7	15.3	5.2	0.3	1	19	18.2	<0.1
A00349759	RC Chip	0.139	13.1	127	2.61	1087	0.405	7.71	2.010	2.44	1.3	39.1	25	0.6	15.0	5.3	0.3	1	21	18.0	<0.1
A00349760	Rock Pulp	0.094	34.2	82	1.46	973	0.477	7.53	1.983	3.22	4.1	72.0	69	3.2	23.2	18.2	1.3	3	13	32.6	0.3

This report supersedes all previous preliminary and final reports with this file number dated prior to the date on this certificate. Signature indicates final approval; preliminary reports are unsigned and should be used for reference only.

BUREAU VERITAS
MINERAL LABORATORIES
Canada

www.bureauveritas.com/um

Bureau Veritas Commodities Canada Ltd.

9050 Shaughnessy St Vancouver British Columbia V6P 6E5 Canada
PHONE (604) 253-3158

Client: **Equity Exploration Consultants Ltd.**
#1510 - 250 Howe St.
Vancouver British Columbia V6C 3R8 Canada

Project: MAX
Report Date: June 24, 2019

CERTIFICATE OF ANALYSIS VAN19001353.1

	Method	MA200	MA200	MA200	MA200	MA200	MA200	MA200
	Analyte	Rb	Hf	In	Re	Se	Te	Tl
	Unit	ppm	ppm	ppm	ppm	ppm	ppm	ppm
	MDL	0.1	0.1	0.05	0.005	1	0.5	0.5
A00349731	RC Chip	52.6	1.4	<0.05	<0.005	<1	0.5	<0.5
A00349732	RC Chip	62.4	1.2	0.06	<0.005	<1	0.5	<0.5
A00349733	RC Chip	50.2	1.2	0.06	<0.005	<1	<0.5	<0.5
A00349734	RC Chip	58.2	1.3	0.09	<0.005	<1	<0.5	<0.5
A00349735	RC Chip	62.6	1.1	0.05	<0.005	<1	<0.5	<0.5
A00349736	RC Chip	59.1	1.0	<0.05	<0.005	<1	<0.5	<0.5
A00349737	RC Chip	60.1	1.1	<0.05	<0.005	<1	<0.5	<0.5
A00349738	RC Chip	54.3	1.3	<0.05	<0.005	<1	0.6	<0.5
A00349739	RC Chip	50.8	1.1	<0.05	<0.005	<1	<0.5	<0.5
A00349740	Rock Pulp	160.6	2.3	0.09	0.007	2	0.6	1.0
A00349741	RC Chip	63.2	1.1	0.05	<0.005	<1	0.7	<0.5
A00349742	RC Chip	54.3	1.1	<0.05	<0.005	<1	0.8	<0.5
A00349743	RC Chip	65.2	1.0	<0.05	0.014	<1	<0.5	<0.5
A00349744	RC Chip	63.7	1.2	0.05	<0.005	<1	<0.5	<0.5
A00349745	RC Chip	67.4	1.2	0.07	<0.005	<1	<0.5	<0.5
A00349746	RC Chip	60.7	1.0	0.08	<0.005	<1	<0.5	<0.5
A00349747	RC Chip	57.1	1.1	<0.05	<0.005	<1	<0.5	<0.5
A00349748	RC Chip	71.4	0.8	<0.05	<0.005	<1	0.6	<0.5
A00349749	RC Chip	128.1	0.3	<0.05	<0.005	<1	0.7	0.7
A00349750	Rock	36.6	1.5	<0.05	<0.005	<1	<0.5	<0.5
A00349751	RC Chip	125.7	0.4	0.07	<0.005	<1	<0.5	0.6
A00349752	RC Chip	51.9	0.6	<0.05	0.006	<1	1.3	<0.5
A00349753	RC Chip	52.5	0.7	<0.05	<0.005	<1	1.7	<0.5
A00349754	RC Chip	36.7	0.7	0.09	<0.005	<1	1.4	<0.5
A00349755	RC Chip	57.4	1.3	0.05	<0.005	<1	0.7	<0.5
A00349756	RC Chip	62.8	1.3	<0.05	<0.005	<1	<0.5	<0.5
A00349757	RC Chip	51.1	1.1	0.05	<0.005	<1	0.7	<0.5
A00349758	RC Chip	52.5	1.3	<0.05	<0.005	<1	<0.5	<0.5
A00349759	RC Chip	63.2	1.2	<0.05	0.009	<1	0.7	<0.5
A00349760	Rock Pulp	188.3	2.2	0.11	<0.005	1	0.7	1.1

This report supersedes all previous preliminary and final reports with this file number dated prior to the date on this certificate. Signature indicates final approval; preliminary reports are unsigned and should be used for reference only.

BUREAU VERITAS
MINERAL LABORATORIES
Canada

www.bureauveritas.com/um

Bureau Veritas Commodities Canada Ltd.

9050 Shaughnessy St Vancouver British Columbia V6P 6E5 Canada
PHONE (604) 253-3158

Client: **Equity Exploration Consultants Ltd.**
#1510 - 250 Howe St.
Vancouver British Columbia V6C 3R8 Canada

Project: MAX
Report Date: June 24, 2019

CERTIFICATE OF ANALYSIS VAN19001353.1

	Method	WGHT	FA430	MA200	MA200	MA200	MA200	MA200	MA200	MA200	MA200	MA200	MA200	MA200	MA200	MA200	MA200	MA200	MA200	MA200	MA200
	Analyte	Wgt	Au	Mo	Cu	Pb	Zn	Ag	Ni	Co	Mn	Fe	As	U	Th	Sr	Cd	Sb	Bi	V	Ca
	Unit	kg	ppm	ppm	ppm	ppm	ppm	ppm	ppm	ppm	ppm	%	ppm	ppm	ppm	ppm	ppm	ppm	ppm	ppm	%
	MDL	0.01	0.005	0.1	0.1	0.1	1	0.1	0.1	0.2	1	0.01	1	0.1	0.1	1	0.1	0.1	0.1	1	0.01
A00349761	RC Chip	0.91	0.041	1.3	130.8	6.6	86	0.2	34.6	24.6	1384	6.09	9	0.9	1.8	598	0.1	1.7	<0.1	255	3.93
A00349762	RC Chip	0.98	0.015	1.6	124.2	8.9	83	0.2	49.0	26.7	1228	5.75	11	1.1	2.8	551	0.3	2.1	<0.1	235	3.37
A00349763	RC Chip	0.86	0.013	1.5	120.6	7.5	83	0.2	46.8	25.8	1330	5.96	9	1.1	2.8	556	<0.1	1.8	<0.1	243	3.78
A00349764	RC Chip	0.93	0.019	1.4	123.0	8.6	82	0.2	44.4	25.7	1251	5.42	11	1.1	2.4	539	0.2	1.8	<0.1	222	3.20
A00349765	RC Chip	1.01	0.012	1.2	81.3	9.2	73	0.2	53.3	21.5	959	4.08	10	1.1	3.3	450	0.3	1.6	<0.1	154	2.39
A00349766	RC Chip	1.15	0.016	1.2	97.1	8.8	75	0.1	42.9	23.6	1021	4.54	11	1.1	3.0	453	0.3	1.7	<0.1	177	2.88
A00349767	RC Chip	1.05	0.014	1.8	128.9	8.4	86	0.1	29.0	28.5	1420	6.32	11	1.0	2.5	595	0.3	2.1	<0.1	261	3.95
A00349768	RC Chip	0.97	0.021	1.7	140.7	9.1	92	0.2	36.7	30.0	1413	6.03	12	1.0	2.5	491	0.2	2.0	<0.1	239	3.21
A00349769	RC Chip	1.04	0.018	1.9	173.0	10.5	89	0.3	25.1	37.5	1489	7.03	12	0.8	1.9	602	0.3	2.1	0.1	305	4.17
A00349770	Rock	0.65	<0.005	1.1	12.8	2.8	37	<0.1	0.9	4.5	672	2.13	3	1.2	2.8	180	<0.1	0.1	<0.1	38	1.51
A00349771	RC Chip	1.04	0.016	1.9	137.8	8.9	90	0.2	27.7	31.6	1412	6.52	11	0.7	1.6	589	0.2	2.4	<0.1	262	3.79
A00349772	RC Chip	1.05	0.015	2.3	139.5	8.4	94	0.2	25.9	32.9	1503	7.38	11	0.8	1.6	694	0.3	2.2	<0.1	301	4.43
A00349773	RC Chip	0.95	0.014	1.5	116.4	6.8	87	0.2	22.2	27.4	1431	6.74	8	0.7	1.4	597	0.2	1.8	<0.1	279	4.49
A00349774	RC Chip	1.06	0.015	1.6	209.3	20.2	110	0.3	23.4	46.7	1610	8.75	11	0.8	1.1	701	0.4	1.6	0.1	399	4.23
A00349775	RC Chip	0.95	0.012	1.8	294.1	20.3	118	0.3	20.2	52.6	1536	9.46	12	0.7	0.9	774	0.6	1.3	0.1	449	4.94
A00349776	RC Chip	0.95	0.009	1.9	156.9	61.8	438	0.3	10.7	24.4	1321	6.15	7	1.3	1.7	693	1.8	0.7	0.3	236	1.94
A00349777	RC Chip	0.99	0.006	1.5	118.2	35.1	225	0.2	9.6	24.4	1253	5.92	6	1.1	1.5	549	0.9	0.6	0.2	226	1.76
A00349778	RC Chip	0.90	<0.005	0.8	106.5	9.1	89	0.1	10.8	24.0	1148	5.73	4	0.9	1.5	367	0.3	0.7	<0.1	207	1.60
A00349779	RC Chip	1.04	0.007	0.7	76.2	8.4	115	0.2	22.7	54.2	1658	10.58	6	0.5	0.7	722	0.4	1.0	<0.1	504	5.55
A00349780	Rock Pulp	0.07	0.716	316.5	5310.9	20.0	85	0.8	40.2	17.7	558	5.20	26	4.0	15.7	313	0.7	3.5	0.7	129	2.65
A00349781	RC Chip	0.96	<0.005	0.7	127.4	11.2	108	0.2	10.7	25.0	1255	5.78	4	0.9	1.4	503	0.4	0.5	<0.1	214	2.19
A00349782	RC Chip	1.99	0.005	0.8	126.5	11.8	115	0.2	10.2	24.2	1274	5.99	4	0.9	1.3	519	0.4	0.6	<0.1	224	2.20
A00349783	RC Chip	1.07	0.009	1.5	122.1	9.5	99	<0.1	31.6	24.8	1234	5.61	10	0.9	2.4	451	0.2	2.0	<0.1	210	2.65
A00349784	RC Chip	0.87	0.008	2.3	100.1	7.9	106	0.1	36.5	28.6	1487	6.61	9	1.0	2.1	509	0.3	1.6	<0.1	245	3.99
A00349785	RC Chip	1.50	0.007	3.0	94.4	6.5	102	0.2	31.0	29.7	1453	6.46	7	1.0	2.0	472	0.4	1.2	<0.1	234	5.09
A00349786	RC Chip	0.93	<0.005	2.7	108.2	5.2	103	0.2	29.4	22.8	2004	7.02	7	0.6	1.4	468	0.4	1.1	<0.1	254	6.86
A00349787	RC Chip	0.92	<0.005	2.8	122.1	5.7	104	0.2	32.8	35.7	1575	7.12	8	0.8	1.6	412	0.6	1.1	<0.1	279	5.39
A00349788	RC Chip	1.01	<0.005	2.7	126.8	4.7	117	0.2	25.3	33.2	1746	6.58	7	0.8	1.8	452	0.4	1.3	<0.1	289	4.41
A00349789	RC Chip	1.95	<0.005	3.1	116.0	4.3	117	0.2	43.5	37.6	1920	6.83	6	0.7	1.5	461	0.5	1.2	<0.1	288	5.66
A00349790	Rock	0.64	<0.005	2.3	6.0	2.9	39	<0.1	1.0	4.9	699	2.20	3	1.2	2.7	181	<0.1	0.1	<0.1	38	1.57

This report supersedes all previous preliminary and final reports with this file number dated prior to the date on this certificate. Signature indicates final approval; preliminary reports are unsigned and should be used for reference only.

BUREAU VERITAS
MINERAL LABORATORIES
Canada

www.bureauveritas.com/um

Bureau Veritas Commodities Canada Ltd.

9050 Shaughnessy St Vancouver British Columbia V6P 6E5 Canada
PHONE (604) 253-3158

Client: **Equity Exploration Consultants Ltd.**
#1510 - 250 Howe St.
Vancouver British Columbia V6C 3R8 Canada

Project: MAX
Report Date: June 24, 2019

CERTIFICATE OF ANALYSIS VAN19001353.1

	Method	MA200	MA200	MA200	MA200	MA200	MA200	MA200	MA200	MA200	MA200	MA200	MA200	MA200	MA200	MA200	MA200	MA200	MA200	MA200	MA200
	Analyte	P	La	Cr	Mg	Ba	Ti	Al	Na	K	W	Zr	Ce	Sn	Y	Nb	Ta	Be	Sc	Li	S
	Unit	%	ppm	ppm	%	ppm	%	%	%	%	ppm	ppm	ppm	ppm	ppm	ppm	ppm	ppm	ppm	ppm	%
	MDL	0.001	0.1	1	0.01	1	0.001	0.01	0.001	0.01	0.1	0.1	1	0.1	0.1	0.1	0.1	1	1	0.1	0.1
A00349761	RC Chip	0.125	10.7	70	2.27	1137	0.435	7.82	2.159	2.31	1.1	38.2	21	0.7	15.4	5.5	0.3	<1	20	18.3	<0.1
A00349762	RC Chip	0.123	14.9	85	1.97	1120	0.446	7.98	2.143	2.28	1.3	43.5	30	0.6	17.5	6.4	0.3	1	21	19.4	<0.1
A00349763	RC Chip	0.125	15.3	89	2.23	1073	0.449	8.12	2.164	2.32	1.2	68.3	28	0.7	17.2	5.8	0.4	<1	21	19.3	<0.1
A00349764	RC Chip	0.124	13.2	80	1.76	1012	0.426	7.55	2.198	2.25	1.1	53.3	27	0.6	16.6	5.5	0.3	1	20	18.7	<0.1
A00349765	RC Chip	0.107	17.3	96	1.29	930	0.399	6.72	2.144	1.70	1.2	56.8	34	0.7	16.8	6.2	0.4	<1	16	15.8	<0.1
A00349766	RC Chip	0.113	15.9	86	1.41	950	0.380	6.96	2.038	1.72	1.1	41.6	31	0.6	16.3	6.0	0.4	<1	16	14.4	<0.1
A00349767	RC Chip	0.129	13.6	62	1.86	1167	0.469	8.28	1.951	2.53	1.5	40.4	27	0.8	17.4	5.8	0.3	1	21	15.2	<0.1
A00349768	RC Chip	0.129	12.9	73	1.90	1136	0.422	7.91	1.983	2.50	1.4	41.7	25	0.7	16.4	5.9	0.3	1	21	17.3	<0.1
A00349769	RC Chip	0.153	9.0	55	2.18	1088	0.479	8.38	1.861	2.86	1.6	34.9	18	0.9	14.4	5.4	0.3	1	20	17.9	<0.1
A00349770	Rock	0.042	13.0	5	0.50	682	0.200	7.10	3.593	1.55	0.3	51.8	24	0.7	15.4	5.5	0.4	<1	6	2.9	<0.1
A00349771	RC Chip	0.150	8.9	61	2.01	1158	0.476	8.00	2.073	2.62	1.4	39.1	18	0.9	14.3	5.5	0.3	<1	19	16.9	<0.1
A00349772	RC Chip	0.160	9.2	63	2.18	1192	0.493	8.36	1.969	2.84	1.2	34.3	18	0.7	14.9	5.2	0.3	1	21	16.3	<0.1
A00349773	RC Chip	0.159	8.0	57	2.14	1173	0.455	8.08	2.049	2.50	0.9	31.0	15	0.8	13.7	4.9	0.3	1	20	14.1	<0.1
A00349774	RC Chip	0.105	8.3	37	2.56	653	0.574	8.71	1.483	3.29	1.0	33.7	16	0.8	14.4	4.9	0.3	2	27	41.4	<0.1
A00349775	RC Chip	0.113	7.4	29	2.53	561	0.615	8.84	1.920	2.35	0.8	31.0	15	0.9	14.7	4.8	0.3	2	27	38.9	<0.1
A00349776	RC Chip	0.196	14.4	15	1.57	703	0.617	9.16	4.044	3.42	0.9	44.9	28	1.0	20.3	10.6	0.7	2	16	30.5	<0.1
A00349777	RC Chip	0.190	13.1	13	1.68	829	0.631	9.29	4.025	3.16	0.8	49.3	26	0.9	19.8	10.7	0.7	2	15	34.0	<0.1
A00349778	RC Chip	0.176	11.1	12	1.75	614	0.613	8.98	4.782	2.65	1.9	44.6	24	1.0	17.4	10.6	0.6	2	15	25.1	<0.1
A00349779	RC Chip	0.064	6.1	18	3.43	420	0.653	8.23	2.098	1.93	0.5	23.9	13	0.8	13.2	5.0	0.2	1	36	30.5	<0.1
A00349780	Rock Pulp	0.104	33.7	75	1.55	896	0.478	7.59	2.033	3.42	4.0	67.3	64	3.3	22.2	16.1	1.1	3	14	30.9	0.5
A00349781	RC Chip	0.179	10.7	15	1.91	1054	0.616	8.78	2.669	5.32	0.8	51.6	23	0.9	18.2	10.8	0.6	2	15	35.2	<0.1
A00349782	RC Chip	0.195	10.2	18	1.92	1120	0.628	9.04	2.633	5.61	0.8	48.4	22	0.9	18.1	10.8	0.6	2	15	33.4	<0.1
A00349783	RC Chip	0.132	9.9	71	1.63	1041	0.454	8.07	2.231	2.58	1.7	42.4	21	0.9	11.1	6.3	0.4	1	15	18.5	<0.1
A00349784	RC Chip	0.144	11.6	146	2.98	1295	0.457	8.15	1.838	2.80	0.9	32.6	22	0.8	14.5	5.9	0.3	<1	23	16.7	0.2
A00349785	RC Chip	0.141	11.0	141	3.32	683	0.380	8.15	1.425	2.95	0.9	16.9	20	0.5	14.8	4.5	0.3	<1	26	12.6	1.0
A00349786	RC Chip	0.099	8.0	274	4.66	662	0.345	6.53	1.903	0.90	0.4	28.8	15	0.6	13.4	3.2	0.2	<1	42	9.0	0.3
A00349787	RC Chip	0.135	9.4	178	3.78	1022	0.405	7.37	1.390	2.10	0.6	17.8	17	0.6	15.8	3.6	0.2	<1	36	14.5	0.9
A00349788	RC Chip	0.188	10.6	101	3.64	1047	0.416	7.67	1.511	1.79	0.4	11.4	19	0.6	16.7	4.0	0.2	<1	28	16.2	0.5
A00349789	RC Chip	0.132	9.4	207	4.48	811	0.400	7.26	1.589	1.31	0.6	12.9	17	0.6	14.3	3.4	0.2	<1	37	13.1	0.4
A00349790	Rock	0.043	13.2	5	0.52	726	0.219	7.18	3.487	1.69	0.3	53.1	24	0.8	15.5	5.3	0.4	1	7	2.9	<0.1

This report supersedes all previous preliminary and final reports with this file number dated prior to the date on this certificate. Signature indicates final approval; preliminary reports are unsigned and should be used for reference only.

BUREAU VERITAS
MINERAL LABORATORIES
Canada

www.bureauveritas.com/um

Bureau Veritas Commodities Canada Ltd.

9050 Shaughnessy St Vancouver British Columbia V6P 6E5 Canada
PHONE (604) 253-3158

Client: **Equity Exploration Consultants Ltd.**
#1510 - 250 Howe St.
Vancouver British Columbia V6C 3R8 Canada

Project: MAX
Report Date: June 24, 2019

CERTIFICATE OF ANALYSIS VAN19001353.1

	Method	MA200	MA200	MA200	MA200	MA200	MA200	MA200
	Analyte	Rb	Hf	In	Re	Se	Te	Tl
	Unit	ppm	ppm	ppm	ppm	ppm	ppm	ppm
	MDL	0.1	0.1	0.05	0.005	1	0.5	0.5
A00349761	RC Chip	44.7	1.2	0.07	<0.005	<1	0.8	<0.5
A00349762	RC Chip	61.7	1.4	<0.05	<0.005	<1	0.5	<0.5
A00349763	RC Chip	63.2	1.5	<0.05	<0.005	<1	0.8	<0.5
A00349764	RC Chip	57.7	1.2	0.07	<0.005	<1	0.9	<0.5
A00349765	RC Chip	46.2	1.4	<0.05	<0.005	1	<0.5	<0.5
A00349766	RC Chip	50.3	1.3	<0.05	<0.005	<1	0.6	<0.5
A00349767	RC Chip	58.3	1.1	0.08	<0.005	1	0.5	<0.5
A00349768	RC Chip	58.5	1.3	0.09	<0.005	<1	0.6	<0.5
A00349769	RC Chip	38.4	1.3	0.05	<0.005	<1	0.6	<0.5
A00349770	Rock	31.6	1.7	<0.05	<0.005	<1	<0.5	<0.5
A00349771	RC Chip	31.2	1.0	<0.05	<0.005	<1	0.7	<0.5
A00349772	RC Chip	39.4	1.1	<0.05	<0.005	<1	0.5	<0.5
A00349773	RC Chip	28.1	0.9	0.05	<0.005	<1	0.9	<0.5
A00349774	RC Chip	54.5	1.0	0.06	<0.005	<1	1.0	<0.5
A00349775	RC Chip	34.5	0.9	0.06	<0.005	<1	0.8	<0.5
A00349776	RC Chip	59.6	1.3	0.06	<0.005	<1	0.5	<0.5
A00349777	RC Chip	63.1	1.5	0.06	<0.005	<1	0.5	<0.5
A00349778	RC Chip	66.1	1.4	<0.05	<0.005	<1	<0.5	<0.5
A00349779	RC Chip	54.6	0.8	<0.05	<0.005	<1	1.6	<0.5
A00349780	Rock Pulp	161.9	2.2	0.08	0.006	3	0.7	0.8
A00349781	RC Chip	92.7	1.5	<0.05	<0.005	<1	<0.5	0.6
A00349782	RC Chip	96.1	1.6	<0.05	<0.005	<1	<0.5	0.7
A00349783	RC Chip	39.8	1.3	0.06	<0.005	<1	<0.5	<0.5
A00349784	RC Chip	41.0	1.0	<0.05	<0.005	<1	0.7	<0.5
A00349785	RC Chip	61.4	0.6	<0.05	<0.005	2	1.3	<0.5
A00349786	RC Chip	20.6	0.9	0.06	<0.005	<1	3.5	<0.5
A00349787	RC Chip	47.8	0.7	0.06	<0.005	<1	1.6	<0.5
A00349788	RC Chip	42.3	0.5	<0.05	<0.005	<1	1.2	<0.5
A00349789	RC Chip	34.6	0.5	<0.05	<0.005	<1	1.6	<0.5
A00349790	Rock	32.9	1.8	<0.05	<0.005	<1	<0.5	<0.5

This report supersedes all previous preliminary and final reports with this file number dated prior to the date on this certificate. Signature indicates final approval; preliminary reports are unsigned and should be used for reference only.

BUREAU VERITAS MINERAL LABORATORIES Canada

www.bureauveritas.com/um

Bureau Veritas Commodities Canada Ltd.

9050 Shaughnessy St Vancouver British Columbia V6P 6E5 Canada
PHONE (604) 253-3158

Client: **Equity Exploration Consultants Ltd.**
#1510 - 250 Howe St.
Vancouver British Columbia V6C 3R8 Canada

Project: MAX
Report Date: June 24, 2019

CERTIFICATE OF ANALYSIS VAN19001353.1

	Method	WGHT	FA430	MA200	MA200	MA200	MA200	MA200	MA200	MA200	MA200	MA200	MA200	MA200	MA200	MA200	MA200	MA200	MA200	MA200	MA200
	Analyte	Wgt	Au	Mo	Cu	Pb	Zn	Ag	Ni	Co	Mn	Fe	As	U	Th	Sr	Cd	Sb	Bi	V	Ca
	Unit	kg	ppm	ppm	ppm	ppm	ppm	ppm	ppm	ppm	ppm	%	ppm	ppm	ppm	ppm	ppm	ppm	ppm	ppm	%
	MDL	0.01	0.005	0.1	0.1	0.1	1	0.1	0.1	0.2	1	0.01	1	0.1	0.1	1	0.1	0.1	0.1	1	0.01
A00349791	RC Chip	0.89	0.009	2.0	108.5	8.5	103	0.1	42.4	23.3	1123	5.13	11	1.1	3.1	389	0.3	1.5	<0.1	186	2.24
A00349792	RC Chip	2.62	0.011	1.6	125.9	9.9	93	0.1	27.9	33.7	1325	7.13	10	0.8	2.3	652	0.2	1.7	<0.1	310	4.33
A00349793	RC Chip	2.01	0.007	1.6	84.8	9.1	89	<0.1	34.5	26.2	1343	6.09	11	1.0	3.0	523	0.2	1.7	<0.1	236	3.55
A00349794	RC Chip	1.95	0.007	1.6	81.1	9.7	81	<0.1	29.4	24.3	1139	5.58	11	1.1	3.0	467	0.2	1.5	<0.1	210	2.61
A00349795	RC Chip	1.59	0.005	1.6	77.8	9.3	89	<0.1	28.8	27.1	1065	5.64	8	1.1	3.1	475	0.2	1.6	<0.1	206	2.88
A00349796	RC Chip	1.85	0.009	2.3	95.5	9.6	100	0.1	35.5	34.0	1376	6.35	10	1.1	2.9	453	0.4	1.8	0.1	232	2.73
A00349797	RC Chip	1.77	0.012	2.2	190.4	8.8	129	0.2	51.9	49.8	1576	6.10	10	1.1	2.7	478	0.6	1.7	0.1	232	2.94
A00349798	RC Chip	1.30	0.142	1.8	140.8	8.1	102	0.2	29.1	29.6	1457	6.31	9	0.9	1.8	555	0.3	1.8	<0.1	249	3.56
A00349799	RC Chip	1.38	0.091	2.0	159.0	8.8	111	0.2	36.0	33.7	1482	6.43	10	1.0	1.9	565	0.3	2.2	<0.1	255	3.49
A00349800	Rock Pulp	0.05	0.221	97.0	2752.4	20.6	80	0.4	61.2	16.7	581	4.29	17	4.4	15.2	263	0.3	2.0	0.7	123	2.49
A00349551	RC Chip	2.32	0.008	1.6	73.8	8.2	85	0.1	46.3	20.9	991	4.64	9	1.0	2.8	421	0.3	1.6	<0.1	169	3.00
A00349552	RC Chip	1.61	0.006	1.9	65.9	8.2	82	0.2	50.5	18.7	956	4.19	10	1.1	3.1	400	0.4	1.4	0.1	157	2.85
A00349553	RC Chip	1.98	0.005	1.5	62.0	7.3	80	0.1	47.0	17.9	978	4.31	8	1.0	2.7	389	0.2	1.3	<0.1	161	2.97
A00349554	RC Chip	1.63	0.010	1.5	102.5	9.0	83	0.1	29.8	24.5	1159	5.54	8	1.1	3.4	522	0.2	1.9	0.1	206	3.42
A00349555	RC Chip	2.54	0.137	2.0	98.1	9.7	113	0.1	39.1	25.8	1168	5.56	7	1.0	2.7	570	0.2	1.6	0.1	204	3.82
A00349556	RC Chip	1.76	0.007	2.1	75.5	8.4	76	0.1	35.7	22.3	1123	5.27	7	1.0	2.6	646	0.2	1.4	<0.1	197	3.47
A00349557	RC Chip	1.34	<0.005	1.5	80.5	6.7	74	0.1	29.9	21.7	1106	5.34	7	0.9	2.2	550	0.2	1.1	<0.1	203	4.19
A00349558	RC Chip	1.46	0.005	1.5	76.0	7.0	71	0.1	30.9	19.1	982	4.88	7	1.0	2.1	518	0.2	1.2	<0.1	180	3.29
A00349559	RC Chip	1.85	0.006	0.9	91.2	5.9	74	<0.1	25.6	28.8	1131	6.55	9	0.7	1.7	827	<0.1	2.6	<0.1	292	4.55
A00349560	Rock Pulp	0.06	0.217	94.8	2678.3	21.3	76	0.4	60.1	15.2	532	4.29	19	4.4	17.0	293	0.3	2.1	0.8	120	2.53
A00349561	RC Chip	1.86	<0.005	0.8	143.0	5.0	73	0.1	17.3	31.8	1232	7.07	8	0.5	1.2	859	0.2	3.5	<0.1	332	4.94
A00349562	RC Chip	0.82	0.076	4.2	105.2	4.6	58	<0.1	14.6	26.7	1250	6.54	23	0.7	1.5	914	<0.1	4.0	<0.1	309	5.84
A00349563	RC Chip	1.35	0.010	0.5	163.7	5.3	70	0.1	12.5	30.0	1394	6.59	7	0.5	1.1	1161	0.2	5.4	<0.1	321	5.97
A00349564	RC Chip	1.36	0.009	0.4	182.0	5.4	73	0.2	14.1	30.0	1442	6.84	8	0.6	1.3	1197	0.2	5.7	<0.1	331	6.03
A00349565	RC Chip	1.26	0.141	0.5	103.0	4.8	74	0.1	13.5	26.4	1371	6.26	24	0.6	1.3	730	0.1	3.7	<0.1	297	6.29
A00349566	RC Chip	0.49	0.006	1.9	76.2	7.3	78	0.1	34.9	17.3	965	4.58	9	1.1	2.5	502	0.2	1.5	<0.1	174	2.50
A00349567	RC Chip	1.48	0.006	1.6	73.3	6.7	69	0.1	32.1	15.0	873	4.41	6	1.1	2.3	502	0.1	1.2	<0.1	167	2.38
A00349568	RC Chip	1.22	0.007	1.6	69.4	7.3	75	0.2	34.6	16.1	950	4.31	9	1.1	2.6	564	0.3	1.5	<0.1	164	2.42
A00349569	RC Chip	0.86	0.006	1.8	83.6	8.5	73	0.2	38.1	18.9	1004	4.55	9	1.2	2.5	543	0.4	1.8	<0.1	173	2.58
A00349570	Rock	0.77	<0.005	1.0	4.0	2.9	39	<0.1	0.9	3.9	709	2.17	3	1.2	2.8	200	<0.1	<0.1	<0.1	35	1.66

This report supersedes all previous preliminary and final reports with this file number dated prior to the date on this certificate. Signature indicates final approval; preliminary reports are unsigned and should be used for reference only.

BUREAU VERITAS MINERAL LABORATORIES Canada

www.bureauveritas.com/um

Bureau Veritas Commodities Canada Ltd.

9050 Shaughnessy St Vancouver British Columbia V6P 6E5 Canada
PHONE (604) 253-3158

Client: **Equity Exploration Consultants Ltd.**
#1510 - 250 Howe St.
Vancouver British Columbia V6C 3R8 Canada

Project: MAX
Report Date: June 24, 2019

CERTIFICATE OF ANALYSIS VAN19001353.1

	Method	MA200	MA200	MA200	MA200	MA200	MA200	MA200	MA200	MA200	MA200	MA200	MA200	MA200	MA200	MA200	MA200	MA200	MA200	MA200	MA200
	Analyte	P	La	Cr	Mg	Ba	Ti	Al	Na	K	W	Zr	Ce	Sn	Y	Nb	Ta	Be	Sc	Li	S
	Unit	%	ppm	ppm	%	ppm	%	%	%	%	ppm	ppm	ppm	ppm	ppm	ppm	ppm	ppm	ppm	ppm	%
	MDL	0.001	0.1	1	0.01	1	0.001	0.01	0.001	0.01	0.1	0.1	1	0.1	0.1	0.1	0.1	1	1	0.1	0.1
A00349791	RC Chip	0.114	14.4	87	1.59	1055	0.412	7.84	2.185	1.92	1.3	47.5	28	0.9	15.7	5.6	0.3	<1	19	18.9	<0.1
A00349792	RC Chip	0.119	11.5	58	2.27	884	0.507	8.52	1.901	2.21	1.2	39.9	23	0.8	14.6	5.0	0.3	1	23	22.0	<0.1
A00349793	RC Chip	0.126	14.7	74	1.93	1053	0.475	8.23	2.110	2.49	1.0	44.4	30	0.9	15.0	6.4	0.4	1	20	17.3	<0.1
A00349794	RC Chip	0.119	14.6	68	1.58	1131	0.453	7.91	2.007	2.57	1.1	47.4	28	0.9	14.0	6.4	0.4	1	19	17.9	<0.1
A00349795	RC Chip	0.122	14.1	68	1.65	1065	0.463	8.24	1.991	2.32	1.2	50.4	28	0.9	14.6	7.4	0.4	1	18	18.0	<0.1
A00349796	RC Chip	0.136	14.0	76	1.92	1176	0.485	8.52	2.044	2.60	1.2	44.3	28	0.9	16.0	7.0	0.4	1	21	21.2	<0.1
A00349797	RC Chip	0.165	12.6	73	1.87	1176	0.458	8.60	2.044	2.65	1.2	45.0	26	1.0	17.8	6.5	0.4	1	20	25.8	<0.1
A00349798	RC Chip	0.151	10.0	50	2.03	1278	0.487	8.69	2.331	2.82	1.1	37.5	19	0.7	17.9	5.4	0.3	1	21	17.7	<0.1
A00349799	RC Chip	0.163	10.3	61	2.04	1265	0.480	8.77	2.334	2.78	1.2	39.4	19	0.8	17.0	5.8	0.3	1	21	16.9	<0.1
A00349800	Rock Pulp	0.105	27.2	88	1.46	955	0.491	7.07	2.053	2.00	4.4	69.4	54	3.3	21.1	16.8	1.2	2	12	32.2	0.3
A00349551	RC Chip	0.110	13.6	85	1.72	1013	0.396	7.35	2.147	1.33	1.2	48.2	26	0.9	15.1	5.5	0.3	1	17	18.9	<0.1
A00349552	RC Chip	0.114	14.2	88	1.58	993	0.404	7.05	2.172	1.67	1.3	52.2	27	0.8	15.4	5.7	0.3	1	17	19.1	<0.1
A00349553	RC Chip	0.103	12.8	80	1.64	978	0.379	7.22	2.200	1.55	1.2	46.9	26	0.9	14.6	5.1	0.3	1	17	17.2	<0.1
A00349554	RC Chip	0.124	13.7	70	2.08	1030	0.439	7.67	2.277	2.38	1.3	42.8	26	1.0	14.6	6.3	0.4	<1	18	19.5	<0.1
A00349555	RC Chip	0.120	12.3	93	2.39	999	0.409	7.75	2.394	1.98	0.9	38.9	23	0.9	14.9	5.6	0.3	<1	20	19.9	<0.1
A00349556	RC Chip	0.123	12.1	77	2.01	1097	0.444	7.97	2.747	2.32	1.1	48.4	24	0.8	15.7	6.1	0.4	<1	18	17.3	<0.1
A00349557	RC Chip	0.129	11.4	62	2.29	1038	0.434	7.72	2.500	2.15	0.8	40.9	21	0.8	14.9	5.2	0.3	<1	19	17.9	<0.1
A00349558	RC Chip	0.110	11.3	62	1.90	988	0.398	7.64	2.565	1.91	0.8	45.5	22	0.8	15.4	4.4	0.2	1	18	16.8	<0.1
A00349559	RC Chip	0.138	10.0	47	2.60	1018	0.532	8.28	2.460	1.96	0.7	39.1	20	0.7	16.8	4.5	0.3	<1	27	18.2	<0.1
A00349560	Rock Pulp	0.089	30.5	78	1.47	917	0.471	7.36	2.105	3.05	3.8	72.5	60	3.3	22.0	17.4	1.3	2	12	30.9	0.3
A00349561	RC Chip	0.145	8.4	25	2.77	983	0.566	8.24	2.713	1.89	0.7	20.0	17	0.7	16.1	4.4	0.2	<1	28	17.0	<0.1
A00349562	RC Chip	0.124	9.8	30	2.44	1092	0.525	8.48	2.361	2.52	2.2	26.5	18	0.8	16.6	3.9	0.2	<1	27	20.7	<0.1
A00349563	RC Chip	0.125	8.5	15	2.46	1135	0.547	8.54	2.179	2.54	8.7	20.2	18	0.6	15.7	3.9	0.3	1	26	15.2	<0.1
A00349564	RC Chip	0.138	8.8	15	2.57	1265	0.550	8.74	2.254	2.63	3.3	24.9	18	0.6	16.1	4.0	0.2	<1	27	16.3	<0.1
A00349565	RC Chip	0.124	9.4	16	2.46	1194	0.508	8.35	2.476	2.71	2.4	18.7	18	0.6	16.3	3.7	0.2	<1	27	19.7	0.2
A00349566	RC Chip	0.111	10.9	74	1.69	1057	0.390	7.69	2.539	2.22	2.2	47.5	22	0.7	13.3	5.1	0.3	1	16	18.2	<0.1
A00349567	RC Chip	0.105	10.1	60	1.59	1133	0.359	7.67	2.628	2.30	1.7	46.0	20	0.7	13.0	4.3	0.3	1	14	17.8	<0.1
A00349568	RC Chip	0.107	11.6	65	1.52	1127	0.352	7.75	2.644	2.35	1.0	44.2	22	0.7	14.5	4.6	0.3	<1	16	16.5	<0.1
A00349569	RC Chip	0.110	12.5	82	1.67	1184	0.375	7.90	2.631	2.37	1.0	43.8	24	0.6	14.9	4.8	0.3	1	17	16.7	<0.1
A00349570	Rock	0.043	13.5	3	0.51	775	0.218	7.29	3.526	1.69	0.4	51.8	25	0.7	15.9	5.4	0.4	1	7	2.8	<0.1

This report supersedes all previous preliminary and final reports with this file number dated prior to the date on this certificate. Signature indicates final approval; preliminary reports are unsigned and should be used for reference only.

BUREAU VERITAS
MINERAL LABORATORIES
Canada

www.bureauveritas.com/um

Bureau Veritas Commodities Canada Ltd.

9050 Shaughnessy St Vancouver British Columbia V6P 6E5 Canada
PHONE (604) 253-3158

Client: **Equity Exploration Consultants Ltd.**
#1510 - 250 Howe St.
Vancouver British Columbia V6C 3R8 Canada

Project: MAX
Report Date: June 24, 2019

CERTIFICATE OF ANALYSIS VAN19001353.1

	Method	MA200	MA200	MA200	MA200	MA200	MA200	MA200
	Analyte	Rb	Hf	In	Re	Se	Te	Tl
	Unit	ppm	ppm	ppm	ppm	ppm	ppm	ppm
	MDL	0.1	0.1	0.05	0.005	1	0.5	0.5
A00349791	RC Chip	42.1	1.4	0.06	<0.005	<1	<0.5	<0.5
A00349792	RC Chip	35.1	1.3	0.07	<0.005	<1	0.7	<0.5
A00349793	RC Chip	40.1	1.4	<0.05	<0.005	<1	0.5	<0.5
A00349794	RC Chip	46.1	1.4	<0.05	<0.005	<1	<0.5	<0.5
A00349795	RC Chip	39.2	1.4	<0.05	<0.005	<1	0.6	<0.5
A00349796	RC Chip	43.5	1.3	0.05	<0.005	<1	0.6	<0.5
A00349797	RC Chip	43.4	1.3	0.08	<0.005	<1	<0.5	<0.5
A00349798	RC Chip	40.5	1.3	<0.05	<0.005	<1	0.5	<0.5
A00349799	RC Chip	37.7	1.2	<0.05	<0.005	<1	<0.5	<0.5
A00349800	Rock Pulp	96.3	2.3	0.07	<0.005	2	0.7	1.0
A00349551	RC Chip	26.0	1.5	0.07	<0.005	<1	0.6	<0.5
A00349552	RC Chip	34.4	1.4	0.06	<0.005	<1	0.7	<0.5
A00349553	RC Chip	36.0	1.4	0.05	<0.005	<1	<0.5	<0.5
A00349554	RC Chip	46.3	1.3	0.05	<0.005	<1	0.9	<0.5
A00349555	RC Chip	47.4	1.1	0.06	<0.005	<1	<0.5	<0.5
A00349556	RC Chip	39.9	1.5	<0.05	<0.005	<1	0.7	<0.5
A00349557	RC Chip	37.9	1.3	0.06	<0.005	<1	0.5	<0.5
A00349558	RC Chip	43.4	1.3	0.05	<0.005	<1	1.0	<0.5
A00349559	RC Chip	36.0	0.9	<0.05	<0.005	<1	0.9	<0.5
A00349560	Rock Pulp	164.9	2.3	0.07	<0.005	2	<0.5	1.2
A00349561	RC Chip	22.8	0.7	0.07	<0.005	<1	0.6	<0.5
A00349562	RC Chip	56.3	0.9	<0.05	<0.005	<1	1.2	<0.5
A00349563	RC Chip	40.7	0.7	<0.05	<0.005	<1	1.2	<0.5
A00349564	RC Chip	46.1	1.5	<0.05	<0.005	<1	0.6	<0.5
A00349565	RC Chip	60.8	0.8	0.07	<0.005	<1	1.1	<0.5
A00349566	RC Chip	42.3	1.4	<0.05	<0.005	<1	<0.5	<0.5
A00349567	RC Chip	45.3	1.3	<0.05	<0.005	<1	<0.5	<0.5
A00349568	RC Chip	49.6	1.2	<0.05	<0.005	<1	0.7	<0.5
A00349569	RC Chip	52.6	1.3	<0.05	<0.005	<1	<0.5	<0.5
A00349570	Rock	36.3	1.6	<0.05	<0.005	<1	<0.5	<0.5

This report supersedes all previous preliminary and final reports with this file number dated prior to the date on this certificate. Signature indicates final approval; preliminary reports are unsigned and should be used for reference only.

BUREAU VERITAS
MINERAL LABORATORIES
Canada

www.bureauveritas.com/um

Bureau Veritas Commodities Canada Ltd.

9050 Shaughnessy St Vancouver British Columbia V6P 6E5 Canada
PHONE (604) 253-3158

Client: **Equity Exploration Consultants Ltd.**
#1510 - 250 Howe St.
Vancouver British Columbia V6C 3R8 Canada

Project: MAX
Report Date: June 24, 2019

CERTIFICATE OF ANALYSIS VAN19001353.1

	Method	WGHT	FA430	MA200	MA200	MA200	MA200	MA200	MA200	MA200	MA200	MA200	MA200	MA200	MA200	MA200	MA200	MA200	MA200	MA200	MA200
	Analyte	Wgt	Au	Mo	Cu	Pb	Zn	Ag	Ni	Co	Mn	Fe	As	U	Th	Sr	Cd	Sb	Bi	V	Ca
	Unit	kg	ppm	ppm	ppm	ppm	ppm	ppm	ppm	ppm	ppm	%	ppm	ppm	ppm	ppm	ppm	ppm	ppm	ppm	%
	MDL	0.01	0.005	0.1	0.1	0.1	1	0.1	0.1	0.2	1	0.01	1	0.1	0.1	1	0.1	0.1	0.1	1	0.01
A00349571	RC Chip	1.09	0.005	1.6	62.9	7.5	74	0.1	35.7	14.2	734	3.73	9	1.1	2.6	443	0.3	1.6	<0.1	139	1.96
A00349572	RC Chip	1.20	0.006	1.5	60.0	8.0	75	0.1	37.7	14.4	715	3.73	10	1.1	2.6	410	0.4	1.6	<0.1	140	1.89
A00349573	RC Chip	0.68	0.009	2.0	66.6	9.2	84	0.1	46.3	17.9	698	4.03	11	1.1	2.9	450	0.5	1.7	<0.1	149	2.18
A00349574	RC Chip	0.82	0.032	1.9	73.2	10.7	88	0.1	52.2	18.7	702	4.29	12	1.3	3.9	429	0.6	2.0	<0.1	152	2.14
A00349575	RC Chip	0.36	0.009	1.8	83.1	10.6	93	0.2	53.3	20.6	883	4.39	12	1.3	3.8	424	0.6	1.9	<0.1	157	2.24
A00349576	RC Chip	1.59	0.007	1.9	104.3	8.3	82	0.2	36.4	26.2	1248	6.05	9	0.9	2.1	665	0.2	2.0	<0.1	229	4.06
A00349577	RC Chip	1.75	0.008	1.7	128.4	8.4	80	0.2	33.0	30.5	1301	6.68	8	0.8	1.6	766	0.2	1.8	<0.1	261	4.82
A00349578	RC Chip	1.67	0.009	2.2	134.9	8.8	83	0.2	30.2	26.7	1188	6.27	10	0.9	1.8	807	0.2	2.3	<0.1	241	4.48
A00349579	RC Chip	0.35	0.012	2.0	132.3	8.9	85	0.2	29.8	28.7	1240	6.63	9	1.0	1.8	813	0.2	2.4	<0.1	254	4.70
A00349580	Rock Pulp	0.07	0.694	310.0	5344.7	20.4	83	0.8	38.6	16.0	553	5.09	32	4.0	14.9	324	0.5	3.5	0.5	125	2.60
A00349581	RC Chip	1.20	0.011	2.9	164.9	9.3	86	0.2	32.0	33.2	1191	6.63	10	0.9	1.8	800	0.3	2.2	<0.1	257	4.88
A00349582	RC Chip	1.20	0.006	1.4	101.0	7.3	76	0.2	30.1	23.3	1133	5.70	9	1.0	2.1	691	0.2	1.9	<0.1	214	3.96
A00349583	RC Chip	1.26	0.009	2.0	122.5	9.6	85	0.2	37.1	24.5	1144	5.75	10	0.9	1.9	666	0.3	1.9	<0.1	222	3.75
A00349584	RC Chip	1.23	0.009	1.9	111.1	10.4	80	0.2	37.7	23.0	1131	5.58	9	1.0	2.0	661	0.3	1.9	<0.1	204	3.59
A00349585	RC Chip	0.98	0.012	2.0	86.6	9.5	72	0.1	33.8	21.7	1073	5.29	9	1.0	1.9	660	0.3	1.7	<0.1	197	3.70
A00349586	RC Chip	1.08	0.007	1.4	83.5	8.0	71	0.1	29.6	20.1	1139	5.53	8	1.0	2.0	734	0.2	1.7	<0.1	210	3.98
A00349587	RC Chip	1.07	0.017	1.6	92.3	11.2	74	0.1	30.3	22.2	1150	5.42	8	0.9	2.6	668	0.3	1.9	<0.1	200	3.65
A00349588	RC Chip	1.35	0.010	1.7	154.5	10.8	93	0.2	29.8	29.4	1413	6.68	10	1.0	2.1	683	0.3	2.2	<0.1	248	4.22
A00349589	RC Chip	2.71	0.013	1.9	150.3	10.8	93	0.2	28.8	30.0	1426	6.80	8	1.0	2.1	784	0.2	1.9	<0.1	259	4.36
A00349590	Rock	0.71	<0.005	1.2	3.4	7.9	37	<0.1	0.7	3.9	675	1.98	4	1.3	3.4	195	<0.1	0.2	<0.1	33	1.49
A00349591	RC Chip	2.56	0.009	1.4	158.9	13.0	99	0.2	33.2	30.7	1425	6.00	8	1.2	2.6	805	0.2	1.6	0.1	242	3.85
A00349592	RC Chip	1.59	0.010	1.3	203.9	11.8	104	0.3	50.8	38.0	1661	7.08	8	1.1	2.0	1084	0.4	2.3	0.1	290	4.11
A00349593	RC Chip	1.49	0.009	2.3	136.8	11.9	97	0.2	42.9	28.7	1207	5.65	10	1.1	2.5	563	0.3	2.2	0.3	243	3.99
A00349594	RC Chip	2.31	0.010	1.6	83.4	8.9	87	0.1	48.5	20.9	1028	4.62	10	1.3	3.2	459	0.4	1.5	0.1	174	3.26
A00349595	RC Chip	1.15	0.015	1.6	105.0	9.1	82	0.2	40.6	24.8	1234	5.73	18	1.2	2.9	555	0.2	2.9	0.1	233	3.61
A00349596	RC Chip	2.30	0.009	2.0	115.3	8.5	88	0.1	27.9	30.0	1465	6.92	14	1.1	2.7	578	0.1	3.1	<0.1	292	4.34
A00349597	RC Chip	2.46	0.007	1.2	211.8	12.1	79	0.2	29.1	21.9	1204	5.75	11	1.4	3.2	768	0.2	5.2	<0.1	226	3.64
A00349598	RC Chip	2.76	0.009	0.7	189.5	11.1	55	0.2	25.9	13.8	709	4.36	11	2.0	4.9	979	<0.1	6.5	<0.1	166	3.08
A00349599	RC Chip	1.96	<0.005	0.5	81.8	4.7	48	<0.1	21.0	11.3	556	4.02	6	1.9	5.2	741	<0.1	4.8	<0.1	173	2.51
A00349600	Rock Pulp	0.06	0.224	96.5	2803.9	22.8	86	0.4	65.5	18.0	627	4.53	19	6.5	19.3	309	0.3	2.3	0.7	127	2.71

This report supersedes all previous preliminary and final reports with this file number dated prior to the date on this certificate. Signature indicates final approval; preliminary reports are unsigned and should be used for reference only.

BUREAU VERITAS MINERAL LABORATORIES Canada

www.bureauveritas.com/um

Bureau Veritas Commodities Canada Ltd.

9050 Shaughnessy St Vancouver British Columbia V6P 6E5 Canada
PHONE (604) 253-3158

Client: **Equity Exploration Consultants Ltd.**
#1510 - 250 Howe St.
Vancouver British Columbia V6C 3R8 Canada

Project: MAX
Report Date: June 24, 2019

CERTIFICATE OF ANALYSIS VAN19001353.1

	Method	MA200	MA200	MA200	MA200	MA200	MA200	MA200	MA200	MA200	MA200	MA200	MA200	MA200	MA200	MA200	MA200	MA200	MA200	MA200	MA200
	Analyte	P	La	Cr	Mg	Ba	Ti	Al	Na	K	W	Zr	Ce	Sn	Y	Nb	Ta	Be	Sc	Li	S
	Unit	%	ppm	ppm	%	ppm	%	%	%	%	ppm	ppm	ppm	ppm	ppm	ppm	ppm	ppm	ppm	ppm	%
	MDL	0.001	0.1	1	0.01	1	0.001	0.01	0.001	0.01	0.1	0.1	1	0.1	0.1	0.1	0.1	1	1	0.1	0.1
A00349571	RC Chip	0.088	12.4	76	1.25	1009	0.327	7.15	2.487	1.83	0.9	41.8	23	0.5	13.2	4.5	0.3	1	14	15.6	<0.1
A00349572	RC Chip	0.082	13.3	88	1.22	981	0.335	6.94	2.390	1.82	0.8	40.7	26	0.6	13.6	5.0	0.3	<1	14	15.6	<0.1
A00349573	RC Chip	0.090	15.2	101	1.31	1020	0.351	7.05	2.405	1.80	1.0	43.5	29	0.6	14.5	5.1	0.3	<1	15	17.2	<0.1
A00349574	RC Chip	0.106	19.0	109	1.36	945	0.391	7.15	2.333	1.79	0.9	47.3	36	0.6	16.7	5.8	0.4	<1	16	17.3	<0.1
A00349575	RC Chip	0.108	18.4	110	1.50	962	0.409	7.11	2.277	1.73	1.0	50.9	33	0.8	16.5	6.0	0.4	1	18	17.8	<0.1
A00349576	RC Chip	0.147	11.6	79	2.34	1272	0.446	8.32	2.660	2.66	1.2	37.1	22	0.7	15.5	5.3	0.3	<1	20	15.9	<0.1
A00349577	RC Chip	0.164	9.8	84	2.54	1125	0.448	8.34	2.741	2.69	0.9	34.0	18	0.7	14.1	5.3	0.3	1	20	14.5	<0.1
A00349578	RC Chip	0.151	10.7	75	2.28	1252	0.449	8.48	2.783	2.84	1.3	33.0	20	0.8	15.3	5.5	0.3	1	20	13.6	<0.1
A00349579	RC Chip	0.168	10.9	86	2.44	1177	0.470	8.48	2.799	2.86	1.2	29.3	21	0.8	15.1	5.4	0.3	1	21	14.9	<0.1
A00349580	Rock Pulp	0.098	31.4	72	1.53	931	0.472	7.56	2.142	3.39	4.0	65.7	59	3.1	22.0	15.8	1.1	3	13	33.4	0.5
A00349581	RC Chip	0.134	11.4	86	2.47	1087	0.439	8.33	2.543	2.68	17.5	28.8	21	0.7	15.0	4.9	0.3	<1	22	14.2	0.3
A00349582	RC Chip	0.147	11.8	59	2.21	1150	0.437	8.39	2.708	2.91	1.2	40.3	22	0.6	16.0	5.4	0.3	1	19	15.3	<0.1
A00349583	RC Chip	0.134	10.4	76	2.13	1159	0.410	8.20	2.595	2.99	1.4	33.1	20	0.7	13.9	5.3	0.3	<1	19	15.9	<0.1
A00349584	RC Chip	0.130	11.0	92	1.96	1120	0.388	7.85	2.504	2.74	1.2	34.0	21	0.7	13.8	4.8	0.3	1	17	17.4	<0.1
A00349585	RC Chip	0.123	10.3	83	1.82	1174	0.398	7.68	2.648	2.70	1.1	33.6	20	0.6	13.9	5.1	0.3	1	18	15.4	<0.1
A00349586	RC Chip	0.123	11.0	72	1.92	1105	0.407	7.96	2.650	2.65	1.0	37.3	21	0.6	14.3	5.1	0.3	1	17	15.7	<0.1
A00349587	RC Chip	0.126	12.0	66	1.84	1112	0.405	8.10	2.774	2.92	1.4	40.9	24	0.7	14.5	5.9	0.4	1	16	17.9	<0.1
A00349588	RC Chip	0.166	11.8	68	2.26	1304	0.463	8.40	2.531	2.90	1.3	32.2	23	0.6	16.7	5.5	0.3	1	23	17.0	<0.1
A00349589	RC Chip	0.158	12.0	70	2.39	1239	0.472	8.53	2.534	3.16	1.2	32.6	23	0.6	16.8	5.7	0.3	1	22	17.1	<0.1
A00349590	Rock	0.037	13.5	2	0.46	783	0.200	7.01	3.230	1.48	0.4	51.7	25	8.7	15.8	6.1	0.4	<1	7	2.7	<0.1
A00349591	RC Chip	0.161	13.2	69	2.24	1066	0.435	8.28	2.315	2.83	1.2	38.9	26	0.7	16.2	7.0	0.4	2	20	18.1	<0.1
A00349592	RC Chip	0.187	11.4	109	2.99	1045	0.466	8.11	2.095	2.93	1.4	31.2	23	0.7	16.3	5.6	0.3	2	27	26.2	<0.1
A00349593	RC Chip	0.106	12.9	82	2.23	915	0.409	7.48	1.865	1.93	1.6	38.4	25	0.7	14.9	5.0	0.3	1	21	19.7	<0.1
A00349594	RC Chip	0.108	16.1	89	1.75	1041	0.403	7.26	2.042	1.75	1.6	48.5	32	0.8	16.5	5.9	0.4	1	18	18.9	<0.1
A00349595	RC Chip	0.124	14.7	82	2.07	1020	0.439	7.94	2.025	2.17	1.5	39.9	30	0.8	16.8	5.6	0.3	1	21	19.2	<0.1
A00349596	RC Chip	0.116	14.3	70	2.63	993	0.482	8.27	2.010	2.20	1.2	38.6	26	0.8	17.2	5.7	0.3	1	27	20.2	<0.1
A00349597	RC Chip	0.176	12.9	49	1.77	1377	0.457	9.33	2.557	3.02	1.5	31.6	26	1.0	23.5	6.5	0.4	2	17	19.0	<0.1
A00349598	RC Chip	0.208	15.6	43	1.24	1241	0.460	10.37	3.101	3.25	1.5	27.5	32	1.5	16.4	6.7	0.4	2	12	21.9	<0.1
A00349599	RC Chip	0.198	15.9	38	1.43	1442	0.455	10.67	2.859	3.30	1.4	26.5	32	1.0	15.4	7.0	0.4	2	12	24.5	<0.1
A00349600	Rock Pulp	0.099	36.6	87	1.53	1027	0.496	7.85	2.060	3.36	4.6	75.2	70	3.4	24.6	18.5	1.3	3	13	33.1	0.3

This report supersedes all previous preliminary and final reports with this file number dated prior to the date on this certificate. Signature indicates final approval; preliminary reports are unsigned and should be used for reference only.

BUREAU VERITAS
MINERAL LABORATORIES
Canada

www.bureauveritas.com/um

Bureau Veritas Commodities Canada Ltd.

9050 Shaughnessy St Vancouver British Columbia V6P 6E5 Canada
PHONE (604) 253-3158

Client: **Equity Exploration Consultants Ltd.**
#1510 - 250 Howe St.
Vancouver British Columbia V6C 3R8 Canada

Project: MAX
Report Date: June 24, 2019

CERTIFICATE OF ANALYSIS VAN19001353.1

	Method	MA200	MA200	MA200	MA200	MA200	MA200	MA200
	Analyte	Rb	Hf	In	Re	Se	Te	Tl
	Unit	ppm	ppm	ppm	ppm	ppm	ppm	ppm
	MDL	0.1	0.1	0.05	0.005	1	0.5	0.5
A00349571	RC Chip	48.4	1.1	<0.05	<0.005	<1	<0.5	<0.5
A00349572	RC Chip	47.1	1.3	<0.05	<0.005	<1	<0.5	<0.5
A00349573	RC Chip	50.0	1.3	<0.05	<0.005	<1	<0.5	<0.5
A00349574	RC Chip	48.7	1.4	<0.05	<0.005	<1	<0.5	<0.5
A00349575	RC Chip	49.8	1.5	0.05	<0.005	<1	0.7	<0.5
A00349576	RC Chip	41.8	1.2	<0.05	<0.005	<1	1.0	<0.5
A00349577	RC Chip	37.1	1.1	<0.05	<0.005	<1	0.5	<0.5
A00349578	RC Chip	41.4	1.0	0.06	<0.005	<1	0.7	<0.5
A00349579	RC Chip	43.5	1.3	0.06	<0.005	<1	1.4	<0.5
A00349580	Rock Pulp	162.0	2.1	0.09	0.006	3	0.8	1.0
A00349581	RC Chip	51.9	1.0	<0.05	0.006	<1	1.1	<0.5
A00349582	RC Chip	59.8	1.1	<0.05	<0.005	<1	0.7	<0.5
A00349583	RC Chip	51.3	1.1	0.07	<0.005	<1	0.8	<0.5
A00349584	RC Chip	49.4	1.1	0.05	<0.005	<1	0.6	<0.5
A00349585	RC Chip	41.9	1.1	0.07	<0.005	<1	<0.5	<0.5
A00349586	RC Chip	41.5	1.1	<0.05	<0.005	<1	0.6	<0.5
A00349587	RC Chip	52.1	1.1	0.06	<0.005	<1	<0.5	<0.5
A00349588	RC Chip	51.6	1.2	<0.05	<0.005	<1	0.8	<0.5
A00349589	RC Chip	59.7	1.1	0.07	<0.005	<1	0.7	<0.5
A00349590	Rock	38.1	1.8	<0.05	<0.005	<1	<0.5	<0.5
A00349591	RC Chip	78.1	1.2	0.06	<0.005	<1	1.0	<0.5
A00349592	RC Chip	97.8	1.0	0.05	<0.005	<1	0.9	<0.5
A00349593	RC Chip	56.6	1.3	0.06	<0.005	<1	0.5	<0.5
A00349594	RC Chip	52.2	1.5	<0.05	<0.005	<1	<0.5	<0.5
A00349595	RC Chip	59.7	1.4	<0.05	<0.005	<1	<0.5	<0.5
A00349596	RC Chip	57.7	1.2	<0.05	<0.005	1	0.8	<0.5
A00349597	RC Chip	68.3	0.9	<0.05	<0.005	<1	0.6	<0.5
A00349598	RC Chip	82.1	1.0	<0.05	<0.005	1	<0.5	<0.5
A00349599	RC Chip	107.1	0.7	<0.05	<0.005	<1	<0.5	<0.5
A00349600	Rock Pulp	202.0	2.5	0.09	<0.005	2	<0.5	1.3

This report supersedes all previous preliminary and final reports with this file number dated prior to the date on this certificate. Signature indicates final approval; preliminary reports are unsigned and should be used for reference only.

BUREAU VERITAS
MINERAL LABORATORIES
Canada

www.bureauveritas.com/um

Bureau Veritas Commodities Canada Ltd.

9050 Shaughnessy St Vancouver British Columbia V6P 6E5 Canada
PHONE (604) 253-3158

Client: **Equity Exploration Consultants Ltd.**
#1510 - 250 Howe St.
Vancouver British Columbia V6C 3R8 Canada

Project: MAX
Report Date: June 24, 2019

CERTIFICATE OF ANALYSIS VAN19001353.1

	Method	WGHT	FA430	MA200	MA200	MA200	MA200	MA200	MA200	MA200	MA200	MA200	MA200	MA200	MA200	MA200	MA200	MA200	MA200	MA200	MA200
	Analyte	Wgt	Au	Mo	Cu	Pb	Zn	Ag	Ni	Co	Mn	Fe	As	U	Th	Sr	Cd	Sb	Bi	V	Ca
	Unit	kg	ppm	ppm	ppm	ppm	ppm	ppm	ppm	ppm	ppm	%	ppm	ppm	ppm	ppm	ppm	ppm	ppm	ppm	%
	MDL	0.01	0.005	0.1	0.1	0.1	1	0.1	0.1	0.2	1	0.01	1	0.1	0.1	1	0.1	0.1	0.1	1	0.01
A00349801	RC Chip	3.22	0.007	0.4	104.4	4.7	53	0.1	23.8	12.8	538	4.28	4	1.7	5.3	687	<0.1	3.7	<0.1	165	2.39
A00349802	RC Chip	1.56	0.007	0.6	138.5	5.0	53	0.1	24.8	12.8	538	4.24	6	1.8	5.2	807	<0.1	4.9	<0.1	180	2.74
A00349803	RC Chip	0.28	0.009	3.2	150.3	9.4	88	0.1	47.9	20.6	1037	4.61	10	1.2	3.3	453	0.3	1.6	0.1	171	2.30
A00349804	RC Chip	0.64	0.011	1.9	115.3	9.1	94	0.1	47.6	21.8	1046	4.63	10	1.3	3.3	515	0.2	1.5	0.1	168	2.85
A00349805	RC Chip	1.19	0.007	0.5	138.0	4.8	51	0.1	23.7	13.1	556	4.20	6	1.9	5.2	778	<0.1	4.8	<0.1	177	2.72
A00349806	RC Chip	1.35	0.009	1.5	80.6	8.0	78	0.1	45.2	22.2	1052	4.76	10	1.3	3.5	468	0.3	1.6	<0.1	180	3.33
A00349807	RC Chip	2.27	0.007	1.3	78.6	7.8	79	0.1	40.1	23.0	1111	5.19	7	1.3	2.8	615	0.2	1.4	<0.1	201	3.97
A00349808	RC Chip	1.92	0.011	1.5	117.5	10.9	92	0.2	53.1	27.6	1231	5.48	10	1.2	2.8	590	0.3	2.2	<0.1	214	3.46
A00349809	RC Chip	1.68	0.009	2.0	114.1	10.9	86	0.2	53.9	27.1	1231	5.67	10	1.2	2.5	675	0.3	2.2	<0.1	225	3.92
A00349810	Rock	0.68	<0.005	1.0	6.1	2.7	35	<0.1	1.5	4.1	715	2.09	4	1.1	2.8	174	<0.1	0.2	<0.1	36	1.62
A00349811	RC Chip	2.10	0.013	1.2	118.6	9.3	89	0.2	50.3	32.2	1391	6.41	8	0.9	2.0	666	0.2	1.9	<0.1	252	5.19
A00349812	RC Chip	1.86	0.011	1.5	107.9	9.9	79	0.2	47.5	26.9	1249	5.90	9	1.1	2.6	683	0.4	2.0	<0.1	234	4.57
A00349813	RC Chip	1.86	0.008	1.2	115.7	10.5	84	0.2	47.2	27.0	1336	6.01	8	1.1	2.4	701	0.3	2.4	<0.1	242	4.86
A00349814	RC Chip	2.41	0.008	2.0	114.8	9.2	81	0.2	41.1	28.8	1352	6.28	8	1.0	2.1	753	0.2	2.6	<0.1	255	4.95
A00349815	RC Chip	2.17	0.007	1.7	116.4	9.4	77	0.2	39.5	25.0	1325	6.00	9	1.0	2.1	719	0.3	2.1	<0.1	242	4.65
A00349816	RC Chip	2.67	0.012	1.4	118.0	10.0	83	0.2	37.1	27.0	1429	6.25	8	0.9	2.1	783	0.2	2.5	<0.1	270	5.24
A00349817	RC Chip	1.32	0.012	1.4	124.7	11.1	81	0.2	38.2	27.1	1195	5.62	8	1.2	2.5	725	0.3	1.9	<0.1	219	4.04
A00349818	RC Chip	1.14	0.007	1.2	88.1	9.1	76	0.1	32.3	23.5	1191	5.34	8	1.1	2.5	802	0.2	1.9	<0.1	217	4.40
A00349819	RC Chip	2.40	0.008	1.4	89.7	10.1	70	0.1	31.3	19.8	1148	4.98	7	1.2	3.1	716	0.3	1.2	<0.1	187	3.96
A00349820	Rock Pulp	0.06	0.685	320.5	5188.1	20.9	83	0.8	42.7	14.6	557	5.04	27	4.6	17.2	325	0.6	3.6	0.6	125	2.62
A00349821	RC Chip	0.54	0.012	1.3	83.9	10.7	88	0.1	54.8	21.3	1029	4.52	9	1.3	3.9	479	0.3	1.7	0.1	165	3.19
A00349822	RC Chip	0.90	0.009	1.2	84.3	9.5	74	0.1	41.8	20.4	974	4.66	9	1.2	3.1	602	0.3	1.5	<0.1	174	3.58
A00349823	RC Chip	1.63	0.011	1.3	108.7	8.7	100	0.1	49.0	21.2	1053	4.94	7	1.2	3.0	690	0.2	1.3	<0.1	179	3.87
A00349824	RC Chip	1.09	0.009	1.3	78.9	9.2	72	0.1	44.1	20.9	1072	4.77	8	1.2	3.2	582	0.3	1.4	<0.1	174	3.66
A00349825	RC Chip	1.50	0.008	1.6	82.9	9.1	71	0.1	48.0	21.2	1061	5.05	7	1.3	3.5	763	0.2	1.4	<0.1	187	4.17
A00349826	RC Chip	2.19	0.021	1.6	109.0	8.4	70	0.2	31.5	20.2	1050	4.98	7	1.2	2.9	687	0.2	1.3	<0.1	182	3.94
A00349827	RC Chip	1.75	0.007	1.7	81.9	8.9	69	0.1	33.9	19.6	1088	5.14	7	1.4	2.8	1001	0.2	1.4	<0.1	187	4.27
A00349828	RC Chip	1.65	0.009	1.7	74.8	8.8	70	0.1	40.9	19.0	975	4.53	8	1.4	3.1	626	0.3	1.2	<0.1	163	3.58
A00349901	RC Chip	1.86	0.015	2.4	133.5	8.2	105	0.2	26.8	26.6	1383	6.34	11	1.2	2.2	499	0.4	1.8	<0.1	245	3.09
A00349902	RC Chip	1.03	0.014	2.0	131.9	8.6	99	0.3	32.1	25.1	1356	6.05	11	1.4	2.4	479	0.3	1.8	<0.1	227	2.78

This report supersedes all previous preliminary and final reports with this file number dated prior to the date on this certificate. Signature indicates final approval; preliminary reports are unsigned and should be used for reference only.

BUREAU VERITAS
MINERAL LABORATORIES
Canada

www.bureauveritas.com/um

Bureau Veritas Commodities Canada Ltd.

9050 Shaughnessy St Vancouver British Columbia V6P 6E5 Canada
PHONE (604) 253-3158

Client: **Equity Exploration Consultants Ltd.**
#1510 - 250 Howe St.
Vancouver British Columbia V6C 3R8 Canada

Project: MAX
Report Date: June 24, 2019

CERTIFICATE OF ANALYSIS VAN19001353.1

	Method	MA200	MA200	MA200	MA200	MA200	MA200	MA200	MA200	MA200	MA200	MA200	MA200	MA200	MA200	MA200	MA200	MA200	MA200	MA200	MA200
	Analyte	P	La	Cr	Mg	Ba	Ti	Al	Na	K	W	Zr	Ce	Sn	Y	Nb	Ta	Be	Sc	Li	S
	Unit	%	ppm	ppm	%	ppm	%	%	%	%	ppm	ppm	ppm	ppm	ppm	ppm	ppm	ppm	ppm	ppm	%
	MDL	0.001	0.1	1	0.01	1	0.001	0.01	0.001	0.01	0.1	0.1	1	0.1	0.1	0.1	0.1	1	1	0.1	0.1
A00349801	RC Chip	0.175	16.1	41	1.61	1120	0.450	10.35	3.729	2.41	1.3	21.8	32	0.9	15.1	7.0	0.4	2	13	28.4	<0.1
A00349802	RC Chip	0.201	15.6	43	1.47	1313	0.461	10.38	3.599	2.48	1.3	23.1	32	1.0	15.2	7.1	0.4	2	12	24.6	<0.1
A00349803	RC Chip	0.108	15.6	85	1.57	1057	0.377	7.58	2.092	1.83	1.3	44.8	30	0.7	15.2	5.5	0.3	<1	17	19.3	<0.1
A00349804	RC Chip	0.112	16.1	89	1.68	1026	0.398	7.41	2.135	1.89	1.3	44.7	30	0.7	16.2	5.5	0.3	<1	17	18.7	<0.1
A00349805	RC Chip	0.186	15.5	42	1.45	1242	0.441	10.29	3.513	2.44	1.3	22.6	33	0.9	15.1	6.8	0.4	2	12	23.5	<0.1
A00349806	RC Chip	0.109	15.9	92	1.78	973	0.409	7.30	2.025	1.81	1.4	45.6	31	0.8	16.3	5.5	0.3	1	18	18.1	<0.1
A00349807	RC Chip	0.129	14.3	87	2.14	1215	0.419	7.99	2.302	2.14	1.3	44.0	27	0.8	16.8	5.2	0.3	1	19	16.8	<0.1
A00349808	RC Chip	0.137	14.1	96	2.25	1140	0.417	7.60	2.188	2.25	1.2	48.9	27	0.7	15.9	5.5	0.3	1	20	16.6	<0.1
A00349809	RC Chip	0.138	13.2	121	2.36	1215	0.421	7.76	2.230	2.45	1.4	35.9	25	0.7	16.2	5.3	0.3	<1	22	16.1	<0.1
A00349810	Rock	0.042	12.3	4	0.53	739	0.205	7.09	3.158	1.50	0.3	47.9	23	0.6	15.1	5.3	0.4	1	7	3.1	<0.1
A00349811	RC Chip	0.162	12.4	128	3.15	1107	0.431	7.88	2.196	2.58	6.2	32.9	22	0.7	14.4	4.9	0.3	<1	25	17.6	<0.1
A00349812	RC Chip	0.149	13.7	113	2.50	1275	0.408	7.87	2.283	2.66	1.2	32.1	26	1.1	15.6	5.4	0.3	1	21	15.0	<0.1
A00349813	RC Chip	0.154	12.5	108	2.64	1149	0.413	8.00	2.273	2.60	1.2	35.2	24	0.6	15.7	4.9	0.3	1	21	15.2	<0.1
A00349814	RC Chip	0.159	12.2	106	2.63	1259	0.440	8.32	2.329	2.72	1.2	32.7	22	0.9	15.7	5.2	0.3	<1	23	16.6	0.1
A00349815	RC Chip	0.171	12.0	101	2.49	1257	0.420	8.22	2.421	2.74	1.1	29.3	22	0.7	14.7	5.2	0.3	<1	20	14.0	<0.1
A00349816	RC Chip	0.144	11.3	92	2.60	1107	0.432	8.33	2.327	2.61	1.1	33.4	21	0.8	14.7	5.1	0.3	<1	21	14.4	<0.1
A00349817	RC Chip	0.142	13.5	98	2.05	1153	0.391	8.03	2.356	2.64	1.2	35.5	25	0.6	15.4	5.5	0.3	1	18	15.3	<0.1
A00349818	RC Chip	0.155	13.6	94	2.11	1220	0.415	8.13	2.449	2.53	1.0	35.9	25	0.6	15.0	5.2	0.3	<1	18	14.6	<0.1
A00349819	RC Chip	0.138	14.0	79	1.84	1140	0.386	8.01	2.660	2.67	0.9	43.0	26	0.8	15.2	6.4	0.4	1	15	15.0	<0.1
A00349820	Rock Pulp	0.090	32.8	72	1.51	988	0.451	7.46	1.949	3.24	4.4	68.6	63	3.3	22.6	15.8	1.2	2	13	31.1	0.5
A00349821	RC Chip	0.123	18.4	112	1.80	972	0.380	7.01	2.018	1.68	1.2	44.4	33	0.9	16.3	6.2	0.4	1	16	18.9	<0.1
A00349822	RC Chip	0.129	15.7	91	1.84	1038	0.376	7.42	2.190	2.19	1.0	38.6	29	0.7	14.9	5.5	0.3	1	16	16.1	<0.1
A00349823	RC Chip	0.134	15.0	103	2.06	1050	0.383	7.62	2.409	2.38	15.7	40.7	27	0.8	15.2	5.1	0.3	<1	16	15.7	<0.1
A00349824	RC Chip	0.129	15.8	96	1.92	1083	0.369	7.32	2.228	2.26	1.2	49.0	29	0.7	14.7	5.2	0.3	<1	17	14.8	<0.1
A00349825	RC Chip	0.133	15.2	95	2.09	1082	0.382	7.82	2.580	2.56	1.2	39.0	27	0.7	15.9	5.9	0.4	<1	17	15.9	<0.1
A00349826	RC Chip	0.130	15.2	68	1.86	1166	0.397	7.92	2.678	2.54	1.1	39.0	27	0.7	16.0	5.6	0.3	<1	16	15.3	<0.1
A00349827	RC Chip	0.150	15.2	74	1.90	1002	0.390	7.89	2.599	2.55	1.0	37.5	27	0.7	15.8	5.5	0.3	1	16	14.6	<0.1
A00349828	RC Chip	0.122	15.9	86	1.79	1008	0.406	7.55	2.501	2.27	1.0	44.3	29	0.7	17.2	5.5	0.3	1	16	17.0	<0.1
A00349901	RC Chip	0.146	12.5	66	2.29	1196	0.454	8.45	2.116	3.04	1.5	33.3	22	0.8	17.6	5.5	0.3	1	22	18.2	<0.1
A00349902	RC Chip	0.146	12.4	74	2.09	1247	0.422	8.32	1.999	2.97	1.2	32.2	22	0.6	16.1	5.3	0.3	1	21	19.1	<0.1

This report supersedes all previous preliminary and final reports with this file number dated prior to the date on this certificate. Signature indicates final approval; preliminary reports are unsigned and should be used for reference only.

BUREAU VERITAS
MINERAL LABORATORIES
Canada

www.bureauveritas.com/um

Bureau Veritas Commodities Canada Ltd.

9050 Shaughnessy St Vancouver British Columbia V6P 6E5 Canada
PHONE (604) 253-3158

Client: **Equity Exploration Consultants Ltd.**
#1510 - 250 Howe St.
Vancouver British Columbia V6C 3R8 Canada

Project: MAX
Report Date: June 24, 2019

CERTIFICATE OF ANALYSIS VAN19001353.1

	Method	MA200	MA200	MA200	MA200	MA200	MA200	MA200
	Analyte	Rb	Hf	In	Re	Se	Te	Tl
	Unit	ppm	ppm	ppm	ppm	ppm	ppm	ppm
	MDL	0.1	0.1	0.05	0.005	1	0.5	0.5
A00349801	RC Chip	81.7	0.7	<0.05	<0.005	<1	<0.5	<0.5
A00349802	RC Chip	72.8	0.7	<0.05	<0.005	<1	<0.5	<0.5
A00349803	RC Chip	51.6	1.3	<0.05	<0.005	<1	<0.5	<0.5
A00349804	RC Chip	56.5	1.3	<0.05	<0.005	<1	<0.5	<0.5
A00349805	RC Chip	70.4	0.9	<0.05	<0.005	<1	<0.5	<0.5
A00349806	RC Chip	53.5	1.4	<0.05	<0.005	<1	<0.5	<0.5
A00349807	RC Chip	56.5	1.4	<0.05	<0.005	<1	0.7	<0.5
A00349808	RC Chip	61.6	1.3	0.06	<0.005	<1	0.6	<0.5
A00349809	RC Chip	63.0	1.2	0.07	<0.005	<1	<0.5	<0.5
A00349810	Rock	33.2	1.6	<0.05	<0.005	<1	<0.5	<0.5
A00349811	RC Chip	64.2	1.1	0.06	<0.005	<1	1.0	<0.5
A00349812	RC Chip	64.8	1.3	0.07	<0.005	1	<0.5	<0.5
A00349813	RC Chip	62.5	1.0	0.07	<0.005	<1	0.7	<0.5
A00349814	RC Chip	62.6	1.1	0.06	<0.005	<1	0.9	<0.5
A00349815	RC Chip	60.8	1.1	0.05	<0.005	1	1.4	<0.5
A00349816	RC Chip	58.4	1.1	0.07	<0.005	<1	0.7	<0.5
A00349817	RC Chip	66.5	1.1	<0.05	<0.005	<1	0.7	<0.5
A00349818	RC Chip	58.3	1.1	<0.05	<0.005	<1	0.7	<0.5
A00349819	RC Chip	63.0	1.3	<0.05	<0.005	<1	<0.5	<0.5
A00349820	Rock Pulp	177.6	2.3	0.07	0.009	4	0.6	1.1
A00349821	RC Chip	56.0	1.4	<0.05	<0.005	<1	0.5	<0.5
A00349822	RC Chip	59.8	1.3	0.06	<0.005	1	0.5	<0.5
A00349823	RC Chip	60.1	1.4	<0.05	<0.005	1	<0.5	<0.5
A00349824	RC Chip	59.6	1.2	0.05	<0.005	<1	0.6	<0.5
A00349825	RC Chip	63.3	1.2	0.06	<0.005	<1	<0.5	<0.5
A00349826	RC Chip	63.6	1.4	0.05	<0.005	<1	<0.5	<0.5
A00349827	RC Chip	63.2	1.4	<0.05	<0.005	<1	0.8	<0.5
A00349828	RC Chip	57.7	1.3	<0.05	0.006	<1	<0.5	<0.5
A00349901	RC Chip	77.1	1.1	0.07	<0.005	<1	<0.5	<0.5
A00349902	RC Chip	69.6	1.1	0.07	<0.005	<1	0.5	<0.5

This report supersedes all previous preliminary and final reports with this file number dated prior to the date on this certificate. Signature indicates final approval; preliminary reports are unsigned and should be used for reference only.

BUREAU VERITAS
MINERAL LABORATORIES
Canada

www.bureauveritas.com/um

Bureau Veritas Commodities Canada Ltd.

9050 Shaughnessy St Vancouver British Columbia V6P 6E5 Canada
PHONE (604) 253-3158

Client: **Equity Exploration Consultants Ltd.**
#1510 - 250 Howe St.
Vancouver British Columbia V6C 3R8 Canada

Project: MAX
Report Date: June 24, 2019

CERTIFICATE OF ANALYSIS VAN19001353.1

	Method	WGHT	FA430	MA200	MA200	MA200	MA200	MA200	MA200	MA200	MA200	MA200	MA200	MA200	MA200	MA200	MA200	MA200	MA200	MA200	MA200
	Analyte	Wgt	Au	Mo	Cu	Pb	Zn	Ag	Ni	Co	Mn	Fe	As	U	Th	Sr	Cd	Sb	Bi	V	Ca
	Unit	kg	ppm	ppm	ppm	ppm	ppm	ppm	ppm	ppm	ppm	%	ppm	ppm	ppm	ppm	ppm	ppm	ppm	ppm	%
	MDL	0.01	0.005	0.1	0.1	0.1	1	0.1	0.1	0.2	1	0.01	1	0.1	0.1	1	0.1	0.1	0.1	1	0.01
A00349903	RC Chip	2.07	0.013	2.3	122.5	9.7	108	0.3	24.9	22.4	1351	5.98	12	1.3	2.4	473	0.4	1.8	<0.1	238	2.59
A00349904	RC Chip	1.58	0.014	1.8	154.4	8.3	95	0.2	25.7	27.1	1393	6.32	10	1.2	2.1	541	0.3	2.0	<0.1	249	3.74
A00349905	RC Chip	1.85	0.012	1.7	114.9	8.3	102	0.2	28.9	26.4	1532	6.47	11	1.2	2.1	541	0.3	2.0	<0.1	262	3.86
A00349906	RC Chip	2.12	0.013	1.3	125.8	7.8	98	0.2	22.6	25.0	1329	6.27	9	1.1	2.3	584	0.2	1.8	<0.1	249	3.51
A00349907	RC Chip	2.34	0.010	1.1	125.9	6.8	82	0.2	17.2	23.5	1375	6.32	7	1.0	2.2	635	0.1	1.7	<0.1	251	4.10
A00349908	RC Chip	2.54	0.010	1.1	127.5	8.2	86	0.1	26.3	25.4	1324	6.58	10	1.1	2.3	648	0.2	2.0	<0.1	256	4.23
A00349909	RC Chip	1.11	0.010	1.5	131.6	10.8	113	0.1	30.0	24.8	1323	6.67	11	1.4	3.0	548	0.3	1.9	<0.1	256	2.71
A00349910	Rock	0.62	<0.005	1.7	4.6	2.9	37	<0.1	1.0	3.9	663	2.03	4	1.2	2.9	193	<0.1	0.1	<0.1	33	1.62
A00349911	RC Chip	1.40	0.010	1.4	133.7	12.0	108	0.1	30.1	25.3	1338	6.77	10	1.4	3.0	506	0.3	2.0	<0.1	257	2.65
A00349912	RC Chip	1.18	0.095	6.0	2936.4	48.7	180	1.1	22.8	49.2	2749	11.35	49	1.0	0.8	203	0.7	4.5	0.5	591	1.12
A00349913	RC Chip	1.28	0.046	14.7	2401.0	47.7	228	1.8	25.7	43.1	5231	10.11	46	1.4	0.6	178	1.7	4.2	0.2	504	1.20
A00349914	RC Chip	1.09	0.074	5.1	688.0	36.2	261	1.2	21.8	43.5	4011	9.59	84	0.8	0.3	103	1.8	4.8	0.7	389	0.91
A00349915	RC Chip	1.36	0.193	6.9	807.5	49.0	100	1.6	14.1	27.3	1526	6.35	108	1.2	0.6	103	0.6	4.9	0.8	344	0.49
A00349916	RC Chip	1.66	0.450	7.1	579.2	44.2	117	1.9	12.4	25.6	1657	6.11	117	0.9	0.5	85	0.9	5.6	0.6	320	0.54
A00349917	RC Chip	1.61	1.431	7.4	276.6	33.8	101	3.1	8.8	19.6	1239	5.39	123	0.5	0.3	58	1.1	6.9	0.6	244	0.36
A00349918	RC Chip	1.26	0.878	6.8	226.0	30.1	101	2.7	6.5	14.7	859	4.79	104	0.5	0.1	46	0.7	4.8	0.3	179	0.30
A00349919	RC Chip	0.76	0.072	4.5	564.4	118.7	311	1.2	15.7	42.3	2909	9.87	52	1.2	0.4	136	2.9	4.5	0.5	437	0.82
A00349920	Rock Pulp	0.07	0.234	97.6	2782.7	22.0	73	0.4	66.5	16.1	612	4.54	20	5.3	18.7	309	0.2	2.3	0.7	123	2.75
A00349921	RC Chip	0.97	0.194	4.3	926.8	64.5	173	4.8	10.4	23.9	2404	5.98	94	0.9	0.2	71	2.0	4.9	0.6	307	0.42
A00349922	RC Chip	0.80	0.044	5.4	418.4	52.2	319	1.0	21.8	43.8	2602	10.81	69	1.1	0.4	95	1.8	4.9	0.5	504	0.81
A00349923	RC Chip	1.19	0.035	1.2	145.1	36.0	279	0.8	25.3	49.1	2722	12.39	54	0.8	0.4	117	0.6	5.6	0.2	584	0.88
A00349924	RC Chip	1.69	0.032	1.4	132.1	31.9	277	0.7	26.3	47.8	2599	11.84	47	0.8	0.3	114	0.6	5.8	0.2	554	0.83
A00349925	RC Chip	0.77	0.026	2.2	172.3	12.3	111	0.2	38.5	28.4	1431	5.89	13	1.2	3.0	501	0.4	2.5	0.1	227	3.06
A00349926	RC Chip	1.01	0.027	2.2	144.4	10.6	106	0.2	37.4	27.1	1307	5.71	13	1.1	2.8	683	0.3	2.9	<0.1	224	3.76
A00349927	RC Chip	1.04	0.010	2.6	96.1	6.4	82	0.2	27.6	31.1	1281	6.89	20	1.0	1.9	910	0.1	6.9	0.1	281	5.18
A00349928	RC Chip	1.35	0.009	3.4	101.2	6.5	72	0.1	29.8	25.5	1301	6.76	22	0.9	1.8	994	0.2	7.9	0.2	281	5.90
A00349929	RC Chip	1.05	0.006	1.7	40.5	5.3	67	<0.1	37.2	27.9	1250	6.07	16	0.9	1.7	981	<0.1	5.7	<0.1	271	5.63
A00349930	Rock	0.69	<0.005	1.2	7.5	2.8	40	<0.1	1.2	4.3	703	2.10	4	1.3	3.2	185	<0.1	0.1	<0.1	33	1.50
A00349931	RC Chip	1.37	0.016	2.2	68.3	6.1	61	0.1	36.7	29.7	1275	6.14	20	1.0	1.9	986	0.3	6.6	<0.1	287	6.13

This report supersedes all previous preliminary and final reports with this file number dated prior to the date on this certificate. Signature indicates final approval; preliminary reports are unsigned and should be used for reference only.

BUREAU VERITAS
MINERAL LABORATORIES
Canada

www.bureauveritas.com/um

Bureau Veritas Commodities Canada Ltd.

9050 Shaughnessy St Vancouver British Columbia V6P 6E5 Canada
PHONE (604) 253-3158

Client: **Equity Exploration Consultants Ltd.**
#1510 - 250 Howe St.
Vancouver British Columbia V6C 3R8 Canada

Project: MAX
Report Date: June 24, 2019

CERTIFICATE OF ANALYSIS VAN19001353.1

	Method	MA200	MA200	MA200	MA200	MA200	MA200	MA200	MA200	MA200	MA200	MA200	MA200	MA200	MA200	MA200	MA200	MA200	MA200	MA200	MA200
	Analyte	P	La	Cr	Mg	Ba	Ti	Al	Na	K	W	Zr	Ce	Sn	Y	Nb	Ta	Be	Sc	Li	S
	Unit	%	ppm	ppm	%	ppm	%	%	%	%	ppm	ppm	ppm	ppm	ppm	ppm	ppm	ppm	ppm	ppm	%
	MDL	0.001	0.1	1	0.01	1	0.001	0.01	0.001	0.01	0.1	0.1	1	0.1	0.1	0.1	0.1	1	1	0.1	0.1
A00349903	RC Chip	0.147	11.8	67	2.11	1309	0.429	8.25	1.922	3.08	1.0	29.4	22	0.7	16.9	5.4	0.3	1	22	18.5	<0.1
A00349904	RC Chip	0.144	11.2	66	2.24	1209	0.434	8.15	1.861	2.64	1.1	31.5	20	0.8	16.5	5.0	0.3	1	22	14.6	0.1
A00349905	RC Chip	0.158	13.3	76	2.46	1293	0.487	8.29	2.046	2.90	0.9	31.8	24	0.6	18.2	5.5	0.3	<1	25	18.2	<0.1
A00349906	RC Chip	0.153	12.4	46	2.10	1293	0.429	8.70	2.350	3.05	1.2	37.6	22	0.7	16.7	6.0	0.3	1	20	19.9	<0.1
A00349907	RC Chip	0.156	11.9	28	1.90	1052	0.444	8.55	2.453	2.83	1.0	34.9	23	0.6	15.9	5.6	0.3	1	18	14.3	<0.1
A00349908	RC Chip	0.135	12.1	55	2.08	1285	0.431	8.57	1.953	3.28	1.0	32.1	21	0.6	15.9	5.8	0.3	<1	18	13.7	<0.1
A00349909	RC Chip	0.142	16.2	67	2.11	1373	0.450	8.87	1.636	3.45	1.2	36.2	29	0.6	16.5	6.0	0.4	2	21	19.0	<0.1
A00349910	Rock	0.039	14.2	5	0.50	794	0.208	7.07	3.386	1.72	0.3	47.0	26	0.5	15.8	5.3	0.4	<1	7	2.8	<0.1
A00349911	RC Chip	0.133	16.5	66	2.06	1309	0.464	8.69	1.620	3.47	1.2	35.5	29	0.6	15.9	6.1	0.4	1	20	18.3	<0.1
A00349912	RC Chip	0.085	5.5	29	2.39	861	0.484	7.77	0.781	4.53	1.5	11.9	11	0.5	12.4	2.0	<0.1	2	37	26.9	<0.1
A00349913	RC Chip	0.075	5.2	40	2.91	1270	0.552	7.89	0.762	4.20	1.6	32.3	10	0.7	12.7	2.4	<0.1	3	36	36.4	<0.1
A00349914	RC Chip	0.073	3.9	18	2.75	1044	0.456	7.04	0.604	3.16	1.5	10.9	8	0.6	10.9	1.3	<0.1	1	31	43.8	<0.1
A00349915	RC Chip	0.062	2.7	15	1.04	1105	0.349	5.46	0.267	4.98	1.7	13.5	5	0.5	6.8	2.2	<0.1	2	21	16.9	<0.1
A00349916	RC Chip	0.069	2.6	16	1.17	881	0.334	4.98	0.310	3.83	1.4	9.2	5	0.4	6.5	1.6	<0.1	2	20	19.7	<0.1
A00349917	RC Chip	0.059	1.4	12	0.93	778	0.273	3.61	0.157	2.87	1.4	4.8	3	0.4	4.4	0.8	<0.1	2	15	18.3	<0.1
A00349918	RC Chip	0.047	1.1	9	0.87	670	0.203	2.60	0.175	1.90	0.7	3.3	2	<0.1	3.6	0.6	<0.1	1	12	13.8	<0.1
A00349919	RC Chip	0.164	4.7	9	2.79	1131	0.400	7.85	0.210	6.82	0.8	11.7	9	0.4	10.8	2.4	<0.1	4	26	46.8	<0.1
A00349920	Rock Pulp	0.090	37.1	91	1.55	1004	0.487	7.91	2.198	3.56	4.5	69.7	68	3.2	24.9	17.7	1.3	4	13	33.7	0.3
A00349921	RC Chip	0.078	2.3	9	1.22	644	0.270	3.89	0.200	3.41	0.9	4.8	4	0.2	5.9	1.2	<0.1	2	16	21.2	<0.1
A00349922	RC Chip	0.157	4.0	8	3.34	615	0.411	6.82	0.247	4.31	6.2	22.8	8	0.3	10.3	1.9	<0.1	4	31	35.5	<0.1
A00349923	RC Chip	0.134	4.1	6	3.99	920	0.628	8.05	0.162	5.63	7.5	19.0	8	0.4	11.8	1.6	<0.1	4	42	46.6	<0.1
A00349924	RC Chip	0.126	3.7	7	3.83	880	0.625	7.84	0.153	5.37	9.3	9.5	8	0.4	11.4	1.6	<0.1	4	40	45.7	<0.1
A00349925	RC Chip	0.114	15.1	89	2.06	1009	0.441	7.52	2.123	2.30	1.6	37.0	27	0.7	15.7	4.9	0.3	1	21	19.8	<0.1
A00349926	RC Chip	0.125	15.0	80	2.29	864	0.431	7.96	2.507	1.96	1.8	33.9	25	0.8	16.9	5.1	0.3	1	22	20.6	<0.1
A00349927	RC Chip	0.137	12.1	94	3.46	241	0.515	8.25	3.535	0.81	1.5	38.1	20	0.9	17.9	4.9	0.3	<1	29	25.4	<0.1
A00349928	RC Chip	0.146	12.5	98	3.56	249	0.518	8.41	3.310	0.72	1.3	26.7	21	0.8	17.5	4.9	0.3	1	26	22.1	<0.1
A00349929	RC Chip	0.145	12.4	97	3.54	290	0.531	8.44	3.514	0.73	1.3	22.7	21	1.0	17.2	4.8	0.3	1	26	25.5	<0.1
A00349930	Rock	0.041	14.8	5	0.53	797	0.215	7.25	3.465	1.69	0.3	50.0	25	0.5	16.7	5.9	0.4	<1	7	3.1	<0.1
A00349931	RC Chip	0.156	13.7	84	3.51	312	0.533	8.79	3.629	0.81	1.7	25.7	23	1.0	17.5	5.2	0.3	<1	27	21.2	<0.1

This report supersedes all previous preliminary and final reports with this file number dated prior to the date on this certificate. Signature indicates final approval; preliminary reports are unsigned and should be used for reference only.

BUREAU VERITAS
MINERAL LABORATORIES
Canada

www.bureauveritas.com/um

Bureau Veritas Commodities Canada Ltd.

9050 Shaughnessy St Vancouver British Columbia V6P 6E5 Canada
PHONE (604) 253-3158

Client: **Equity Exploration Consultants Ltd.**
#1510 - 250 Howe St.
Vancouver British Columbia V6C 3R8 Canada

Project: MAX
Report Date: June 24, 2019

CERTIFICATE OF ANALYSIS VAN19001353.1

	Method	MA200	MA200	MA200	MA200	MA200	MA200	MA200
	Analyte	Rb	Hf	In	Re	Se	Te	Tl
	Unit	ppm	ppm	ppm	ppm	ppm	ppm	ppm
	MDL	0.1	0.1	0.05	0.005	1	0.5	0.5
A00349903	RC Chip	72.8	1.0	<0.05	<0.005	<1	0.5	<0.5
A00349904	RC Chip	61.2	1.0	0.06	<0.005	<1	<0.5	<0.5
A00349905	RC Chip	75.4	1.0	0.08	<0.005	<1	0.8	<0.5
A00349906	RC Chip	66.5	1.3	<0.05	<0.005	<1	<0.5	<0.5
A00349907	RC Chip	61.5	1.2	0.05	<0.005	<1	<0.5	<0.5
A00349908	RC Chip	71.5	1.1	<0.05	<0.005	<1	<0.5	<0.5
A00349909	RC Chip	82.4	1.1	<0.05	<0.005	<1	<0.5	<0.5
A00349910	Rock	36.0	1.6	<0.05	<0.005	<1	<0.5	<0.5
A00349911	RC Chip	77.8	1.1	0.05	<0.005	<1	<0.5	<0.5
A00349912	RC Chip	118.1	0.5	0.05	<0.005	1	<0.5	0.8
A00349913	RC Chip	141.4	0.7	0.06	<0.005	2	0.6	1.1
A00349914	RC Chip	164.8	0.4	0.07	<0.005	<1	0.6	0.9
A00349915	RC Chip	90.2	0.4	<0.05	<0.005	<1	<0.5	0.5
A00349916	RC Chip	83.8	0.4	0.06	<0.005	<1	<0.5	0.5
A00349917	RC Chip	73.3	0.2	<0.05	<0.005	<1	0.6	0.5
A00349918	RC Chip	44.2	0.1	<0.05	<0.005	<1	0.7	<0.5
A00349919	RC Chip	201.9	0.4	0.05	<0.005	1	0.6	1.2
A00349920	Rock Pulp	193.6	2.4	0.08	<0.005	<1	<0.5	1.2
A00349921	RC Chip	88.0	0.2	<0.05	<0.005	<1	0.8	0.6
A00349922	RC Chip	103.3	0.4	0.07	0.006	<1	<0.5	0.7
A00349923	RC Chip	146.5	0.8	0.08	<0.005	<1	<0.5	0.9
A00349924	RC Chip	136.6	0.6	0.10	<0.005	<1	<0.5	0.7
A00349925	RC Chip	63.0	1.2	<0.05	<0.005	<1	<0.5	<0.5
A00349926	RC Chip	57.4	1.2	0.08	<0.005	<1	0.7	<0.5
A00349927	RC Chip	26.3	1.0	<0.05	<0.005	<1	0.8	<0.5
A00349928	RC Chip	22.7	0.9	0.05	<0.005	<1	1.0	<0.5
A00349929	RC Chip	22.0	0.9	<0.05	0.007	<1	1.6	<0.5
A00349930	Rock	35.9	1.6	<0.05	<0.005	<1	<0.5	<0.5
A00349931	RC Chip	22.7	0.9	0.07	<0.005	<1	1.2	<0.5

This report supersedes all previous preliminary and final reports with this file number dated prior to the date on this certificate. Signature indicates final approval; preliminary reports are unsigned and should be used for reference only.

BUREAU VERITAS
MINERAL LABORATORIES
Canada

www.bureauveritas.com/um

Bureau Veritas Commodities Canada Ltd.
9050 Shaughnessy St Vancouver British Columbia V6P 6E5 Canada
PHONE (604) 253-3158

Client: **Equity Exploration Consultants Ltd.**
#1510 - 250 Howe St.
Vancouver British Columbia V6C 3R8 Canada

Project: MAX
Report Date: June 24, 2019

QUALITY CONTROL REPORT VAN19001353.1

	Method	WGHT	FA430	MA200	MA200	MA200	MA200	MA200	MA200	MA200	MA200	MA200	MA200	MA200	MA200	MA200	MA200	MA200	MA200	MA200	MA200
	Analyte	Wgt	Au	Mo	Cu	Pb	Zn	Ag	Ni	Co	Mn	Fe	As	U	Th	Sr	Cd	Sb	Bi	V	Ca
	Unit	kg	ppm	ppm	ppm	ppm	ppm	ppm	ppm	ppm	ppm	%	ppm	ppm	ppm	ppm	ppm	ppm	ppm	ppm	%
	MDL	0.01	0.005	0.1	0.1	0.1	1	0.1	0.1	0.2	1	0.01	1	0.1	0.1	1	0.1	0.1	0.1	1	0.01
Pulp Duplicates																					
A00349701	RC Chip	1.04	0.013	1.7	164.2	8.8	87	0.2	32.6	30.6	1499	6.84	9	1.0	2.3	675	0.2	2.3	<0.1	284	4.90
REP A00349701	QC		0.013																		
A00349725	RC Chip	1.01	0.009	1.9	145.6	6.3	105	0.2	25.2	39.6	1646	7.53	6	0.8	1.9	677	<0.1	2.2	<0.1	299	5.92
REP A00349725	QC			2.1	143.7	6.2	97	0.2	25.4	35.8	1629	7.38	6	0.8	1.8	657	0.2	2.1	<0.1	294	5.82
A00349759	RC Chip	0.99	0.016	1.5	121.0	7.2	81	0.2	59.5	27.9	1274	5.85	9	1.1	2.6	655	0.2	1.6	<0.1	219	3.94
REP A00349759	QC			1.5	112.8	7.2	84	0.2	60.9	29.1	1257	5.76	8	1.0	2.4	635	0.2	1.6	<0.1	229	3.94
A00349768	RC Chip	0.97	0.021	1.7	140.7	9.1	92	0.2	36.7	30.0	1413	6.03	12	1.0	2.5	491	0.2	2.0	<0.1	239	3.21
REP A00349768	QC		0.030																		
A00349780	Rock Pulp	0.07	0.716	316.5	5310.9	20.0	85	0.8	40.2	17.7	558	5.20	26	4.0	15.7	313	0.7	3.5	0.7	129	2.65
REP A00349780	QC		0.715																		
A00349794	RC Chip	1.95	0.007	1.6	81.1	9.7	81	<0.1	29.4	24.3	1139	5.58	11	1.1	3.0	467	0.2	1.5	<0.1	210	2.61
REP A00349794	QC			1.6	80.7	9.5	78	0.1	29.8	22.7	1159	5.73	10	1.1	2.8	460	0.2	1.5	<0.1	213	2.67
A00349569	RC Chip	0.86	0.006	1.8	83.6	8.5	73	0.2	38.1	18.9	1004	4.55	9	1.2	2.5	543	0.4	1.8	<0.1	173	2.58
REP A00349569	QC		0.008																		
A00349579	RC Chip	0.35	0.012	2.0	132.3	8.9	85	0.2	29.8	28.7	1240	6.63	9	1.0	1.8	813	0.2	2.4	<0.1	254	4.70
REP A00349579	QC			2.1	128.4	8.6	81	0.2	29.9	28.7	1208	6.54	11	0.9	1.9	797	0.3	2.3	<0.1	246	4.60
A00349805	RC Chip	1.19	0.007	0.5	138.0	4.8	51	0.1	23.7	13.1	556	4.20	6	1.9	5.2	778	<0.1	4.8	<0.1	177	2.72
REP A00349805	QC		0.006																		
A00349814	RC Chip	2.41	0.008	2.0	114.8	9.2	81	0.2	41.1	28.8	1352	6.28	8	1.0	2.1	753	0.2	2.6	<0.1	255	4.95
REP A00349814	QC			1.8	119.8	9.9	84	0.2	40.0	29.4	1341	6.37	9	1.0	2.2	774	0.2	2.4	<0.1	260	5.07
A00349908	RC Chip	2.54	0.010	1.1	127.5	8.2	86	0.1	26.3	25.4	1324	6.58	10	1.1	2.3	648	0.2	2.0	<0.1	256	4.23
REP A00349908	QC		0.009																		
A00349921	RC Chip	0.97	0.194	4.3	926.8	64.5	173	4.8	10.4	23.9	2404	5.98	94	0.9	0.2	71	2.0	4.9	0.6	307	0.42
REP A00349921	QC			4.1	926.7	63.7	172	4.6	10.0	24.5	2388	5.90	94	1.0	0.2	73	1.9	4.8	0.6	306	0.42
Core Reject Duplicates																					
A00349727	RC Chip	1.07	0.007	3.4	109.3	5.9	82	0.1	19.2	33.9	1540	6.52	5	1.0	2.0	704	<0.1	2.1	<0.1	269	6.21
DUP A00349727	QC		0.007	3.0	105.9	5.8	86	0.1	19.7	33.9	1559	6.53	7	1.1	1.9	675	0.1	2.2	<0.1	268	6.19
A00349761	RC Chip	0.91	0.041	1.3	130.8	6.6	86	0.2	34.6	24.6	1384	6.09	9	0.9	1.8	598	0.1	1.7	<0.1	255	3.93

This report supersedes all previous preliminary and final reports with this file number dated prior to the date on this certificate. Signature indicates final approval; preliminary reports are unsigned and should be used for reference only.

BUREAU VERITAS
MINERAL LABORATORIES
Canada

www.bureauveritas.com/um

Bureau Veritas Commodities Canada Ltd.
9050 Shaughnessy St Vancouver British Columbia V6P 6E5 Canada
PHONE (604) 253-3158

Client: **Equity Exploration Consultants Ltd.**
#1510 - 250 Howe St.
Vancouver British Columbia V6C 3R8 Canada

Project: MAX
Report Date: June 24, 2019

QUALITY CONTROL REPORT VAN19001353.1

	Method	MA200	MA200	MA200	MA200	MA200	MA200	MA200	MA200	MA200	MA200	MA200	MA200	MA200	MA200	MA200	MA200	MA200	MA200	MA200	MA200
	Analyte	P	La	Cr	Mg	Ba	Ti	Al	Na	K	W	Zr	Ce	Sn	Y	Nb	Ta	Be	Sc	Li	S
	Unit	%	ppm	ppm	%	ppm	%	%	%	%	ppm	ppm	ppm	ppm	ppm	ppm	ppm	ppm	ppm	ppm	%
	MDL	0.001	0.1	1	0.01	1	0.001	0.01	0.001	0.01	0.1	0.1	1	0.1	0.1	0.1	0.1	1	1	0.1	0.1
Pulp Duplicates																					
A00349701	RC Chip	0.152	12.3	73	2.70	981	0.455	8.18	2.153	2.51	1.4	37.5	23	0.7	16.3	5.5	0.3	<1	23	17.7	<0.1
REP A00349701	QC																				
A00349725	RC Chip	0.156	10.3	68	3.42	1251	0.469	7.92	2.127	2.33	0.9	20.6	19	0.8	16.2	5.6	0.3	1	33	15.9	<0.1
REP A00349725	QC	0.155	10.6	69	3.33	1241	0.459	7.79	2.116	2.29	0.8	20.0	19	0.6	15.1	5.6	0.3	<1	33	16.5	<0.1
A00349759	RC Chip	0.139	13.1	127	2.61	1087	0.405	7.71	2.010	2.44	1.3	39.1	25	0.6	15.0	5.3	0.3	1	21	18.0	<0.1
REP A00349759	QC	0.143	11.8	118	2.58	1091	0.398	7.58	1.946	2.43	1.4	37.4	23	0.6	14.4	5.2	0.3	<1	20	19.9	<0.1
A00349768	RC Chip	0.129	12.9	73	1.90	1136	0.422	7.91	1.983	2.50	1.4	41.7	25	0.7	16.4	5.9	0.3	1	21	17.3	<0.1
REP A00349768	QC																				
A00349780	Rock Pulp	0.104	33.7	75	1.55	896	0.478	7.59	2.033	3.42	4.0	67.3	64	3.3	22.2	16.1	1.1	3	14	30.9	0.5
REP A00349780	QC																				
A00349794	RC Chip	0.119	14.6	68	1.58	1131	0.453	7.91	2.007	2.57	1.1	47.4	28	0.9	14.0	6.4	0.4	1	19	17.9	<0.1
REP A00349794	QC	0.116	13.3	74	1.61	1107	0.466	8.03	2.045	2.65	1.2	46.2	27	0.9	13.9	6.4	0.4	1	18	17.9	<0.1
A00349569	RC Chip	0.110	12.5	82	1.67	1184	0.375	7.90	2.631	2.37	1.0	43.8	24	0.6	14.9	4.8	0.3	1	17	16.7	<0.1
REP A00349569	QC																				
A00349579	RC Chip	0.168	10.9	86	2.44	1177	0.470	8.48	2.799	2.86	1.2	29.3	21	0.8	15.1	5.4	0.3	1	21	14.9	<0.1
REP A00349579	QC	0.158	11.5	87	2.42	1092	0.449	8.68	2.724	2.82	1.2	29.2	22	0.8	15.0	5.1	0.3	1	22	14.2	<0.1
A00349805	RC Chip	0.186	15.5	42	1.45	1242	0.441	10.29	3.513	2.44	1.3	22.6	33	0.9	15.1	6.8	0.4	2	12	23.5	<0.1
REP A00349805	QC																				
A00349814	RC Chip	0.159	12.2	106	2.63	1259	0.440	8.32	2.329	2.72	1.2	32.7	22	0.9	15.7	5.2	0.3	<1	23	16.6	0.1
REP A00349814	QC	0.166	11.9	99	2.66	1255	0.436	8.55	2.397	2.76	1.3	33.1	23	1.4	15.8	5.5	0.3	<1	22	17.0	0.1
A00349908	RC Chip	0.135	12.1	55	2.08	1285	0.431	8.57	1.953	3.28	1.0	32.1	21	0.6	15.9	5.8	0.3	<1	18	13.7	<0.1
REP A00349908	QC																				
A00349921	RC Chip	0.078	2.3	9	1.22	644	0.270	3.89	0.200	3.41	0.9	4.8	4	0.2	5.9	1.2	<0.1	2	16	21.2	<0.1
REP A00349921	QC	0.074	2.3	8	1.22	634	0.262	3.90	0.186	3.40	0.8	5.3	4	0.2	6.0	1.2	<0.1	3	16	22.9	<0.1
Core Reject Duplicates																					
A00349727	RC Chip	0.132	11.2	50	3.03	1127	0.450	8.08	2.369	2.34	0.7	17.4	20	0.6	16.3	5.9	0.3	<1	28	13.6	0.2
DUP A00349727	QC	0.136	10.9	48	3.06	1116	0.450	8.04	2.406	2.35	0.6	16.9	19	0.5	15.8	5.7	0.3	<1	30	12.7	0.2
A00349761	RC Chip	0.125	10.7	70	2.27	1137	0.435	7.82	2.159	2.31	1.1	38.2	21	0.7	15.4	5.5	0.3	<1	20	18.3	<0.1

This report supersedes all previous preliminary and final reports with this file number dated prior to the date on this certificate. Signature indicates final approval; preliminary reports are unsigned and should be used for reference only.

BUREAU VERITAS
MINERAL LABORATORIES
Canada

www.bureauveritas.com/um

Bureau Veritas Commodities Canada Ltd.
9050 Shaughnessy St Vancouver British Columbia V6P 6E5 Canada
PHONE (604) 253-3158

Client: **Equity Exploration Consultants Ltd.**
#1510 - 250 Howe St.
Vancouver British Columbia V6C 3R8 Canada

Project: MAX
Report Date: June 24, 2019

QUALITY CONTROL REPORT VAN19001353.1

	Method	MA200	MA200	MA200	MA200	MA200	MA200	MA200
	Analyte	Rb	Hf	In	Re	Se	Te	Tl
	Unit	ppm	ppm	ppm	ppm	ppm	ppm	ppm
	MDL	0.1	0.1	0.05	0.005	1	0.5	0.5
Pulp Duplicates								
A00349701	RC Chip	67.5	1.2	0.06	<0.005	<1	1.0	<0.5
REP A00349701	QC							
A00349725	RC Chip	53.4	0.7	<0.05	<0.005	<1	1.0	<0.5
REP A00349725	QC	51.1	0.8	<0.05	<0.005	<1	1.1	<0.5
A00349759	RC Chip	63.2	1.2	<0.05	0.009	<1	0.7	<0.5
REP A00349759	QC	57.2	1.2	0.05	<0.005	<1	<0.5	<0.5
A00349768	RC Chip	58.5	1.3	0.09	<0.005	<1	0.6	<0.5
REP A00349768	QC							
A00349780	Rock Pulp	161.9	2.2	0.08	0.006	3	0.7	0.8
REP A00349780	QC							
A00349794	RC Chip	46.1	1.4	<0.05	<0.005	<1	<0.5	<0.5
REP A00349794	QC	42.2	1.4	0.05	<0.005	<1	<0.5	<0.5
A00349569	RC Chip	52.6	1.3	<0.05	<0.005	<1	<0.5	<0.5
REP A00349569	QC							
A00349579	RC Chip	43.5	1.3	0.06	<0.005	<1	1.4	<0.5
REP A00349579	QC	50.7	1.0	0.07	<0.005	<1	1.1	<0.5
A00349805	RC Chip	70.4	0.9	<0.05	<0.005	<1	<0.5	<0.5
REP A00349805	QC							
A00349814	RC Chip	62.6	1.1	0.06	<0.005	<1	0.9	<0.5
REP A00349814	QC	63.3	1.0	<0.05	<0.005	1	0.7	<0.5
A00349908	RC Chip	71.5	1.1	<0.05	<0.005	<1	<0.5	<0.5
REP A00349908	QC							
A00349921	RC Chip	88.0	0.2	<0.05	<0.005	<1	0.8	0.6
REP A00349921	QC	86.2	0.2	<0.05	<0.005	<1	0.5	0.6
Core Reject Duplicates								
A00349727	RC Chip	52.8	0.7	0.05	0.012	<1	<0.5	<0.5
DUP A00349727	QC	50.9	0.8	<0.05	0.013	1	0.9	<0.5
A00349761	RC Chip	44.7	1.2	0.07	<0.005	<1	0.8	<0.5

This report supersedes all previous preliminary and final reports with this file number dated prior to the date on this certificate. Signature indicates final approval; preliminary reports are unsigned and should be used for reference only.

BUREAU VERITAS
MINERAL LABORATORIES
Canada

www.bureauveritas.com/um

Bureau Veritas Commodities Canada Ltd.
9050 Shaughnessy St Vancouver British Columbia V6P 6E5 Canada
PHONE (604) 253-3158

Client: **Equity Exploration Consultants Ltd.**
#1510 - 250 Howe St.
Vancouver British Columbia V6C 3R8 Canada

Project: MAX
Report Date: June 24, 2019

QUALITY CONTROL REPORT VAN19001353.1

		WGHT	FA430	MA200	MA200	MA200	MA200	MA200	MA200	MA200	MA200	MA200	MA200	MA200	MA200	MA200	MA200	MA200	MA200	MA200	MA200
		Wgt	Au	Mo	Cu	Pb	Zn	Ag	Ni	Co	Mn	Fe	As	U	Th	Sr	Cd	Sb	Bi	V	Ca
		kg	ppm	ppm	ppm	ppm	ppm	ppm	ppm	ppm	ppm	%	ppm	ppm	ppm	ppm	ppm	ppm	ppm	ppm	%
		0.01	0.005	0.1	0.1	0.1	1	0.1	0.1	0.2	1	0.01	1	0.1	0.1	1	0.1	0.1	0.1	1	0.01
DUP A00349761	QC		0.011	1.4	134.7	6.5	89	0.2	34.5	27.2	1384	6.22	9	1.0	2.0	601	0.2	1.7	<0.1	259	4.04
A00349795	RC Chip	1.59	0.005	1.6	77.8	9.3	89	<0.1	28.8	27.1	1065	5.64	8	1.1	3.1	475	0.2	1.6	<0.1	206	2.88
DUP A00349795	QC		0.006	1.5	77.9	9.6	88	<0.1	29.3	28.1	1091	5.77	9	1.1	3.2	476	0.3	1.6	<0.1	216	2.91
A00349813	RC Chip	1.86	0.008	1.2	115.7	10.5	84	0.2	47.2	27.0	1336	6.01	8	1.1	2.4	701	0.3	2.4	<0.1	242	4.86
DUP A00349813	QC		0.008	1.3	121.5	10.4	89	0.2	48.1	27.6	1310	6.01	8	1.1	2.5	707	0.3	2.2	<0.1	242	4.84
A00349919	RC Chip	0.76	0.072	4.5	564.4	118.7	311	1.2	15.7	42.3	2909	9.87	52	1.2	0.4	136	2.9	4.5	0.5	437	0.82
DUP A00349919	QC		0.071	4.4	574.5	123.2	296	1.3	17.1	43.2	2985	10.09	52	1.3	0.4	135	3.3	4.6	0.5	446	0.83
Reference Materials																					
STD OREAS25A-4A	Standard			2.5	36.3	24.9	38	<0.1	46.5	7.6	481	6.70	10	2.8	16.4	43	<0.1	0.6	0.4	156	0.30
STD OREAS25A-4A	Standard			2.4	35.3	24.8	41	<0.1	47.6	8.1	508	6.73	11	2.7	14.4	49	<0.1	0.6	0.3	151	0.29
STD OREAS25A-4A	Standard			2.4	33.4	24.5	45	<0.1	44.4	8.3	453	6.37	10	2.8	15.3	46	<0.1	0.6	0.3	156	0.29
STD OREAS25A-4A	Standard			2.5	32.5	25.9	40	<0.1	43.4	7.7	470	6.32	11	2.7	16.5	46	<0.1	0.6	0.4	154	0.29
STD OREAS25A-4A	Standard			2.3	34.8	25.1	46	<0.1	45.9	8.3	468	6.42	11	2.8	14.9	48	<0.1	0.7	0.4	154	0.30
STD OREAS25A-4A	Standard			2.7	36.5	25.4	44	<0.1	47.9	9.1	478	6.77	10	3.0	15.5	45	<0.1	0.6	0.3	163	0.28
STD OREAS256	Standard		7.794																		
STD OREAS263	Standard		0.204																		
STD OREAS253	Standard		1.186																		
STD OREAS45E	Standard			2.4	760.7	18.6	46	0.3	472.8	58.4	568	25.01	18	2.6	13.4	18	<0.1	1.1	0.3	317	0.06
STD OREAS45E	Standard			2.7	788.9	19.3	46	0.3	494.2	63.9	606	26.58	18	2.6	13.5	18	<0.1	0.8	0.3	327	0.07
STD OREAS45E	Standard			2.1	769.2	17.8	48	0.3	462.6	62.1	564	23.14	16	2.4	12.1	18	<0.1	1.0	0.2	324	0.06
STD OREAS45E	Standard			2.3	786.1	19.0	46	0.3	471.9	64.0	554	23.64	18	2.5	13.8	19	<0.1	1.1	0.3	331	0.06
STD OREAS45E	Standard			2.4	817.7	19.1	49	0.3	510.0	63.7	599	24.16	18	2.6	13.5	18	<0.1	1.0	0.3	338	0.06
STD OREAS45E	Standard			2.4	791.7	18.8	48	0.3	480.1	64.9	561	25.48	18	2.5	13.3	18	<0.1	1.1	0.3	337	0.07
STD OXC145	Standard		0.208																		
STD OXC145	Standard		0.221																		
STD OXH139	Standard		1.303																		
STD OXH139	Standard		1.324																		
STD OXN134	Standard		7.680																		
STD OXN134	Standard		7.632																		

This report supersedes all previous preliminary and final reports with this file number dated prior to the date on this certificate. Signature indicates final approval; preliminary reports are unsigned and should be used for reference only.

BUREAU VERITAS
MINERAL LABORATORIES
Canada

www.bureauveritas.com/um

Bureau Veritas Commodities Canada Ltd.
9050 Shaughnessy St Vancouver British Columbia V6P 6E5 Canada
PHONE (604) 253-3158

Client: **Equity Exploration Consultants Ltd.**
#1510 - 250 Howe St.
Vancouver British Columbia V6C 3R8 Canada

Project: MAX
Report Date: June 24, 2019

QUALITY CONTROL REPORT VAN19001353.1

		MA200 P % 0.001	MA200 La ppm 0.1	MA200 Cr ppm 1	MA200 Mg % 0.01	MA200 Ba ppm 1	MA200 Ti % 0.001	MA200 Al % 0.01	MA200 Na % 0.001	MA200 K % 0.01	MA200 W ppm 0.1	MA200 Zr ppm 0.1	MA200 Ce ppm 1	MA200 Sn ppm 0.1	MA200 Y ppm 0.1	MA200 Nb ppm 0.1	MA200 Ta ppm 0.1	MA200 Be ppm 1	MA200 Sc ppm 1	MA200 Li ppm 0.1	MA200 S % 0.1
DUP A00349761	QC	0.135	12.3	67	2.30	1134	0.442	8.23	2.231	2.40	1.1	42.9	24	0.6	16.6	5.5	0.3	1	21	19.2	<0.1
A00349795	RC Chip	0.122	14.1	68	1.65	1065	0.463	8.24	1.991	2.32	1.2	50.4	28	0.9	14.6	7.4	0.4	1	18	18.0	<0.1
DUP A00349795	QC	0.123	14.5	67	1.68	1077	0.488	8.45	2.069	2.35	1.2	50.4	29	1.0	15.3	7.4	0.5	1	19	18.7	<0.1
A00349813	RC Chip	0.154	12.5	108	2.64	1149	0.413	8.00	2.273	2.60	1.2	35.2	24	0.6	15.7	4.9	0.3	1	21	15.2	<0.1
DUP A00349813	QC	0.149	13.3	119	2.64	1168	0.413	7.69	2.271	2.63	1.1	33.0	24	0.7	15.7	5.4	0.3	1	22	15.8	<0.1
A00349919	RC Chip	0.164	4.7	9	2.79	1131	0.400	7.85	0.210	6.82	0.8	11.7	9	0.4	10.8	2.4	<0.1	4	26	46.8	<0.1
DUP A00349919	QC	0.171	4.7	9	2.83	1218	0.413	7.88	0.222	6.89	0.7	8.8	9	0.4	11.2	2.6	<0.1	4	26	47.7	<0.1
Reference Materials																					
STD OREAS25A-4A	Standard	0.051	23.7	123	0.35	144	0.958	9.22	0.122	0.50	1.8	147.5	48	3.7	10.6	20.5	1.4	1	12	38.5	<0.1
STD OREAS25A-4A	Standard	0.047	23.1	119	0.34	144	0.897	9.11	0.135	0.50	1.7	146.9	48	4.0	10.4	18.4	1.3	1	12	36.9	<0.1
STD OREAS25A-4A	Standard	0.045	23.7	113	0.33	145	0.931	9.15	0.123	0.47	1.8	145.6	47	4.5	9.7	19.0	1.4	<1	13	39.1	<0.1
STD OREAS25A-4A	Standard	0.047	23.8	107	0.33	149	0.913	9.38	0.136	0.46	1.9	144.4	48	3.8	10.2	19.7	1.4	1	12	40.6	<0.1
STD OREAS25A-4A	Standard	0.046	23.1	114	0.34	146	0.925	9.38	0.127	0.50	1.9	143.6	49	3.8	10.3	19.6	1.4	<1	13	38.0	<0.1
STD OREAS25A-4A	Standard	0.052	23.6	113	0.34	152	0.985	9.44	0.137	0.48	1.9	158.5	50	3.8	11.0	21.5	1.5	<1	12	36.9	<0.1
STD OREAS256	Standard																				
STD OREAS263	Standard																				
STD OREAS253	Standard																				
STD OREAS45E	Standard	0.032	12.8	1006	0.16	258	0.531	6.99	0.060	0.36	1.0	95.3	25	1.3	8.6	6.2	0.5	<1	101	6.7	<0.1
STD OREAS45E	Standard	0.036	12.4	1065	0.16	265	0.546	7.34	0.058	0.37	1.0	94.7	26	1.2	8.3	6.5	0.6	<1	97	6.4	<0.1
STD OREAS45E	Standard	0.031	11.8	996	0.16	260	0.546	7.03	0.054	0.36	1.0	94.0	25	1.2	7.7	6.3	0.5	<1	89	7.3	<0.1
STD OREAS45E	Standard	0.034	12.3	1041	0.16	259	0.543	7.20	0.057	0.33	1.1	94.5	25	1.3	7.9	6.1	0.5	1	91	7.0	<0.1
STD OREAS45E	Standard	0.031	12.3	1087	0.16	261	0.561	7.35	0.055	0.33	1.0	97.0	26	1.3	8.3	6.5	0.6	<1	95	7.0	<0.1
STD OREAS45E	Standard	0.035	13.0	1014	0.16	262	0.562	7.31	0.055	0.33	1.1	103.8	26	1.3	8.6	6.7	0.5	<1	97	7.0	<0.1
STD OXC145	Standard																				
STD OXC145	Standard																				
STD OXH139	Standard																				
STD OXH139	Standard																				
STD OXN134	Standard																				
STD OXN134	Standard																				

This report supersedes all previous preliminary and final reports with this file number dated prior to the date on this certificate. Signature indicates final approval; preliminary reports are unsigned and should be used for reference only.

BUREAU VERITAS
MINERAL LABORATORIES
Canada

www.bureauveritas.com/um

Bureau Veritas Commodities Canada Ltd.
9050 Shaughnessy St Vancouver British Columbia V6P 6E5 Canada
PHONE (604) 253-3158

Client: **Equity Exploration Consultants Ltd.**
#1510 - 250 Howe St.
Vancouver British Columbia V6C 3R8 Canada

Project: MAX
Report Date: June 24, 2019

QUALITY CONTROL REPORT VAN19001353.1

		MA200 Rb ppm 0.1	MA200 Hf ppm 0.1	MA200 In ppm 0.05	MA200 Re ppm 0.005	MA200 Se ppm 1	MA200 Te ppm 0.5	MA200 Tl ppm 0.5
DUP A00349761	QC	60.1	1.3	0.08	<0.005	<1	0.6	<0.5
A00349795	RC Chip	39.2	1.4	<0.05	<0.005	<1	0.6	<0.5
DUP A00349795	QC	41.8	1.5	0.05	<0.005	<1	<0.5	<0.5
A00349813	RC Chip	62.5	1.0	0.07	<0.005	<1	0.7	<0.5
DUP A00349813	QC	62.4	1.5	<0.05	<0.005	<1	0.7	<0.5
A00349919	RC Chip	201.9	0.4	0.05	<0.005	1	0.6	1.2
DUP A00349919	QC	207.9	0.4	0.09	<0.005	1	0.7	1.2
Reference Materials								
STD OREAS25A-4A	Standard	60.9	4.2	0.13	<0.005	2	<0.5	<0.5
STD OREAS25A-4A	Standard	62.4	3.9	0.11	<0.005	2	<0.5	<0.5
STD OREAS25A-4A	Standard	60.3	3.9	0.10	<0.005	3	<0.5	<0.5
STD OREAS25A-4A	Standard	59.9	4.2	0.07	<0.005	2	<0.5	<0.5
STD OREAS25A-4A	Standard	61.5	4.0	0.11	<0.005	2	<0.5	<0.5
STD OREAS25A-4A	Standard	57.9	4.5	0.09	<0.005	3	<0.5	<0.5
STD OREAS256	Standard							
STD OREAS263	Standard							
STD OREAS253	Standard							
STD OREAS45E	Standard	23.3	3.0	0.10	<0.005	3	<0.5	<0.5
STD OREAS45E	Standard	24.1	2.9	0.12	<0.005	3	<0.5	<0.5
STD OREAS45E	Standard	21.6	2.7	0.10	<0.005	3	<0.5	<0.5
STD OREAS45E	Standard	22.6	2.9	0.13	<0.005	3	<0.5	<0.5
STD OREAS45E	Standard	23.3	2.7	0.10	<0.005	3	<0.5	<0.5
STD OREAS45E	Standard	22.9	3.3	0.09	<0.005	3	<0.5	<0.5
STD OXC145	Standard							
STD OXC145	Standard							
STD OXH139	Standard							
STD OXH139	Standard							
STD OXN134	Standard							
STD OXN134	Standard							

This report supersedes all previous preliminary and final reports with this file number dated prior to the date on this certificate. Signature indicates final approval; preliminary reports are unsigned and should be used for reference only.

BUREAU VERITAS
MINERAL LABORATORIES
Canada

www.bureauveritas.com/um

Bureau Veritas Commodities Canada Ltd.

9050 Shaughnessy St Vancouver British Columbia V6P 6E5 Canada
PHONE (604) 253-3158

Client: **Equity Exploration Consultants Ltd.**
#1510 - 250 Howe St.
Vancouver British Columbia V6C 3R8 Canada

Project: MAX
Report Date: June 24, 2019

QUALITY CONTROL REPORT VAN19001353.1

		WGHT	FA430	MA200	MA200	MA200	MA200	MA200	MA200	MA200	MA200	MA200	MA200	MA200	MA200	MA200	MA200	MA200	MA200	MA200	MA200
		Wgt	Au	Mo	Cu	Pb	Zn	Ag	Ni	Co	Mn	Fe	As	U	Th	Sr	Cd	Sb	Bi	V	Ca
		kg	ppm	ppm	ppm	ppm	ppm	ppm	ppm	ppm	ppm	%	ppm	ppm	ppm	ppm	ppm	ppm	ppm	ppm	%
		0.01	0.005	0.1	0.1	0.1	1	0.1	0.1	0.2	1	0.01	1	0.1	0.1	1	0.1	0.1	0.1	1	0.01
STD OREAS25A-4A Expected				2.41	33.9	25.2	44.4		45.8	7.7	480	6.6	9.94	2.94	15.8	48.5		0.65	0.37	157	0.301
STD OREAS45E Expected				2.4	780	18.2	46.7	0.311	454	57	570	24.12	16.3	2.41	12.9	15.9	0.06	1	0.28	322	0.065
STD OXN134 Expected			7.667																		
STD OXC145 Expected			0.212																		
STD OXH139 Expected			1.312																		
STD OREAS256 Expected			7.66																		
STD OREAS263 Expected			0.21																		
STD OREAS253 Expected			1.22																		
BLK	Blank			<0.1	0.2	<0.1	<1	<0.1	0.1	<0.2	4	<0.01	<1	<0.1	<0.1	2	<0.1	<0.1	<0.1	<1	<0.01
BLK	Blank			<0.1	0.2	<0.1	<1	<0.1	0.1	<0.2	3	<0.01	<1	<0.1	<0.1	1	<0.1	<0.1	<0.1	<1	<0.01
BLK	Blank			<0.1	0.2	<0.1	<1	<0.1	0.2	<0.2	4	<0.01	<1	<0.1	<0.1	2	<0.1	<0.1	<0.1	<1	<0.01
BLK	Blank			<0.1	<0.1	<0.1	<1	<0.1	0.1	<0.2	<1	<0.01	<1	<0.1	<0.1	3	<0.1	<0.1	<0.1	<1	<0.01
BLK	Blank			<0.1	0.3	<0.1	<1	<0.1	0.1	<0.2	<1	<0.01	<1	<0.1	<0.1	2	<0.1	<0.1	<0.1	<1	<0.01
BLK	Blank			<0.1	0.3	<0.1	<1	<0.1	<0.1	<0.2	<1	<0.01	<1	<0.1	<0.1	<1	<0.1	<0.1	<0.1	<1	<0.01
BLK	Blank		<0.005																		
BLK	Blank		0.005																		
BLK	Blank		<0.005																		
BLK	Blank		<0.005																		
BLK	Blank		<0.005																		
BLK	Blank		<0.005																		
Prep Wash																					
ROCK-VAN	Prep Blank		<0.005	1.0	7.0	2.4	37	<0.1	2.1	4.9	677	2.31	1	1.2	3.0	198	<0.1	<0.1	<0.1	40	1.50
ROCK-VAN	Prep Blank		<0.005	1.5	9.8	2.4	36	<0.1	1.1	3.9	648	2.13	1	1.2	2.8	187	<0.1	<0.1	<0.1	35	1.41

This report supersedes all previous preliminary and final reports with this file number dated prior to the date on this certificate. Signature indicates final approval; preliminary reports are unsigned and should be used for reference only.

BUREAU VERITAS
MINERAL LABORATORIES
Canada

www.bureauveritas.com/um

Bureau Veritas Commodities Canada Ltd.
9050 Shaughnessy St Vancouver British Columbia V6P 6E5 Canada
PHONE (604) 253-3158

Client: **Equity Exploration Consultants Ltd.**
#1510 - 250 Howe St.
Vancouver British Columbia V6C 3R8 Canada

Project: MAX
Report Date: June 24, 2019

QUALITY CONTROL REPORT VAN19001353.1

		MA200 P % 0.001	MA200 La ppm 0.1	MA200 Cr ppm 1	MA200 Mg % 0.01	MA200 Ba ppm 1	MA200 Ti % 0.001	MA200 Al % 0.01	MA200 Na % 0.001	MA200 K % 0.01	MA200 W ppm 0.1	MA200 Zr ppm 0.1	MA200 Ce ppm 1	MA200 Sn ppm 0.1	MA200 Y ppm 0.1	MA200 Nb ppm 0.1	MA200 Ta ppm 0.1	MA200 Be ppm 1	MA200 Sc ppm 1	MA200 Li ppm 0.1	MA200 S % 0.1
STD OREAS25A-4A Expected		0.048	21.8	115	0.327	147	0.93	8.87	0.131	0.482	2	155	47.3	4.06	10.5	20.9	1.4	0.93	13.7	36.7	0.047
STD OREAS45E Expected		0.034	11	979	0.156	252	0.559	6.78	0.059	0.324	1.07	97	23.5	1.32	8.28	6.8	0.54		93	6.58	0.046
STD OXN134 Expected																					
STD OXC145 Expected																					
STD OXH139 Expected																					
STD OREAS256 Expected																					
STD OREAS263 Expected																					
STD OREAS253 Expected																					
BLK	Blank	<0.001	<0.1	<1	<0.01	<1	<0.001	<0.01	<0.001	<0.01	<0.1	0.1	<1	<0.1	<0.1	0.1	<0.1	<1	<1	<0.1	<0.1
BLK	Blank	<0.001	<0.1	1	<0.01	2	<0.001	<0.01	<0.001	<0.01	<0.1	<0.1	<1	<0.1	<0.1	<0.1	<0.1	<1	<1	<0.1	<0.1
BLK	Blank	<0.001	<0.1	2	<0.01	<1	<0.001	<0.01	0.003	<0.01	<0.1	0.1	<1	<0.1	<0.1	<0.1	<0.1	<1	<1	<0.1	<0.1
BLK	Blank	<0.001	<0.1	1	<0.01	<1	<0.001	<0.01	<0.001	<0.01	<0.1	<0.1	<1	<0.1	<0.1	<0.1	<0.1	<1	<1	<0.1	<0.1
BLK	Blank	<0.001	<0.1	2	<0.01	<1	<0.001	<0.01	<0.001	<0.01	<0.1	0.1	<1	<0.1	<0.1	<0.1	<0.1	<1	<1	<0.1	<0.1
BLK	Blank	<0.001	<0.1	2	<0.01	<1	<0.001	<0.01	0.002	<0.01	<0.1	<0.1	<1	<0.1	<0.1	<0.1	<0.1	<1	<1	<0.1	<0.1
BLK	Blank																				
BLK	Blank																				
BLK	Blank																				
BLK	Blank																				
BLK	Blank																				
BLK	Blank																				
Prep Wash																					
ROCK-VAN	Prep Blank	0.042	13.4	5	0.64	777	0.213	7.06	3.363	1.39	0.3	53.5	25	0.8	15.4	5.8	0.4	1	7	1.5	<0.1
ROCK-VAN	Prep Blank	0.043	13.1	4	0.56	767	0.208	7.24	3.337	1.34	0.3	51.4	25	0.9	15.2	5.7	0.4	1	7	1.7	<0.1

This report supersedes all previous preliminary and final reports with this file number dated prior to the date on this certificate. Signature indicates final approval; preliminary reports are unsigned and should be used for reference only.

BUREAU VERITAS
MINERAL LABORATORIES
Canada

www.bureauveritas.com/um

Bureau Veritas Commodities Canada Ltd.
9050 Shaughnessy St Vancouver British Columbia V6P 6E5 Canada
PHONE (604) 253-3158

Client: **Equity Exploration Consultants Ltd.**
#1510 - 250 Howe St.
Vancouver British Columbia V6C 3R8 Canada

Project: MAX
Report Date: June 24, 2019

QUALITY CONTROL REPORT VAN19001353.1

		MA200 Rb ppm 0.1	MA200 Hf ppm 0.1	MA200 In ppm 0.05	MA200 Re ppm 0.005	MA200 Se ppm 1	MA200 Te ppm 0.5	MA200 Tl ppm 0.5
STD OREAS25A-4A Expected		61	4.14	0.09		2.4		0.35
STD OREAS45E Expected		21.2	3.11	0.099		2.97	0.1	0.15
STD OXN134 Expected								
STD OXC145 Expected								
STD OXH139 Expected								
STD OREAS256 Expected								
STD OREAS263 Expected								
STD OREAS253 Expected								
BLK	Blank	<0.1	<0.1	<0.05	<0.005	1	<0.5	<0.5
BLK	Blank	<0.1	<0.1	<0.05	<0.005	<1	<0.5	<0.5
BLK	Blank	<0.1	<0.1	<0.05	<0.005	1	<0.5	<0.5
BLK	Blank	0.1	<0.1	<0.05	<0.005	1	<0.5	<0.5
BLK	Blank	0.1	<0.1	<0.05	<0.005	1	<0.5	<0.5
BLK	Blank	0.2	<0.1	<0.05	<0.005	<1	<0.5	<0.5
BLK	Blank							
BLK	Blank							
BLK	Blank							
BLK	Blank							
BLK	Blank							
BLK	Blank							
Prep Wash								
ROCK-VAN	Prep Blank	28.7	1.9	<0.05	<0.005	<1	<0.5	<0.5
ROCK-VAN	Prep Blank	29.0	1.7	<0.05	<0.005	1	<0.5	<0.5

This report supersedes all previous preliminary and final reports with this file number dated prior to the date on this certificate. Signature indicates final approval; preliminary reports are unsigned and should be used for reference only.

Appendix H: Quality Control / Quality Assurance

QUALITY CONTROL / QUALITY ASSURANCE

I Chain of Custody

All samples were packed in rice sacks and sealed with uniquely numbered non-resealable security straps. Rice sacks were delivered to the Mt. Milligan Mine and forwarded from there to Bureau Veritas laboratory facilities in in Vancouver. Bureau Veritas reported that all bags were received in good condition, with all security straps intact, and with no evidence of tampering.

II Blanks

Blanks are samples which are known to be barren of mineralization and are inserted into the sample stream in the field to determine whether contamination has occurred after sample collection. For the Max project, blank material consisted of coarse-crystalline granite and granodiorite composed of 60-70% potassium feldspar, 10% quartz, and 20% mafic minerals (primarily hornblende will lesser biotite). Accessory magnetite is present, but no sulphides are typically observed (Xu et al., 2014). Average abundances of elements of interest are presented in Table H1 below for a 15-sample population analyzed by method ME-ICP41 by ALS Laboratories.

Table H1: Average abundances of elements of interest in the Cox Station Quarry Granite (n=15). Methods 1: Au-AA23, 2: ME-ICP41

	Au	Ag	As	Bi	Cd	Co	Cu	Fe	Hg	Mo	Ni	Pb	S	Sb	Zn
Unit	ppm	ppm	ppm	ppm	ppm	ppm	ppm	%	ppm	ppm	ppm	ppm	%	ppm	ppm
Method	1	2	2	2	2	2	2	2	2	2	2	2	2	2	2
AVG	<DL (0.005)	0.1	1.8	1	0.25	3.067	3.8	1.808	0.567	1	0.867	2.4	0.033	1.13	34.73
S.D	N/A	N/A	0.56	N/A	N/A	0.258	1.01	0.144	0.01	N/A	0.3994	3.00	0.013	0.516	3.06

Review of analytical results indicates that most blank samples in the core sample stream returned uniformly low values in elements of interest, including below detection limit for Au (0.005 ppm), Ag (0.1 ppm) and S (0.1%). Blanks did return 0.9 to 2.3 ppm Mo with a mean of 1.13 and a standard deviation of 0.32, which is consistent with known concentrations of ~1 ppm Mo in the Cox Station granitoid. Cu in the Max blanks is consistently higher than reported in the 15-sample test, with a mean of 5.27 and a standard deviation of 2.06. This may be due to a difference in sample digestion technique between the two labs and does not have a significant effect on the results of this program.

III Field Duplicate Analysis

Field duplicates are collection and analysis of two separate samples from the same field location or core interval. They are used to measure the reproducibility of sampling, which includes both laboratory variation and sample variation. There is a strong correlation between the original field samples and the duplicates, indicating that the sample material is uniform, and the collection and preparation methods used on the Max program did not bias the samples (Figure H1).

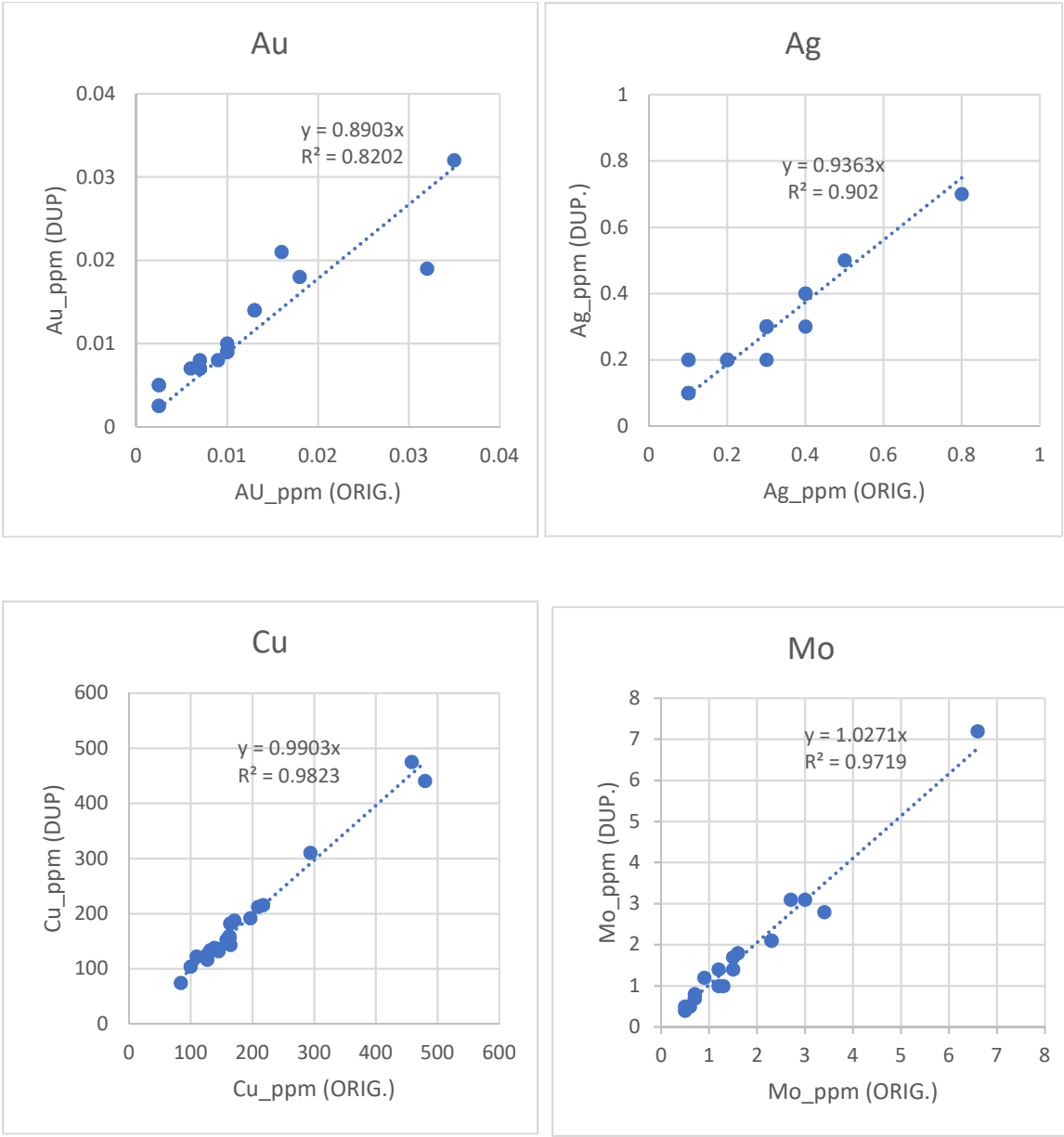

Figure H1: Plots of original sample vs. field duplicate sample for Au, Ag, Cu, and Mo.

IV Lab Duplicate Analysis

Lab duplicates are separate analyses of two portions of a prepared sample. They are used to measure the reproducibility of laboratory analyses. Bureau Veritas conducts duplicate analyses of random samples at varying frequencies depending on the particular sample preparation code.

The results of this duplicate analysis (Figure H2) on pulps shows that there is good homogenization of samples and high analytical precision for Ag, Cu, and Mo. Au shows poor correlation between pulp duplicates although Au is not systematically biased in the duplicate analyses. This likely reflects the natural small-scale variability of gold in the host rocks and its resistance to homogenization by comminution.

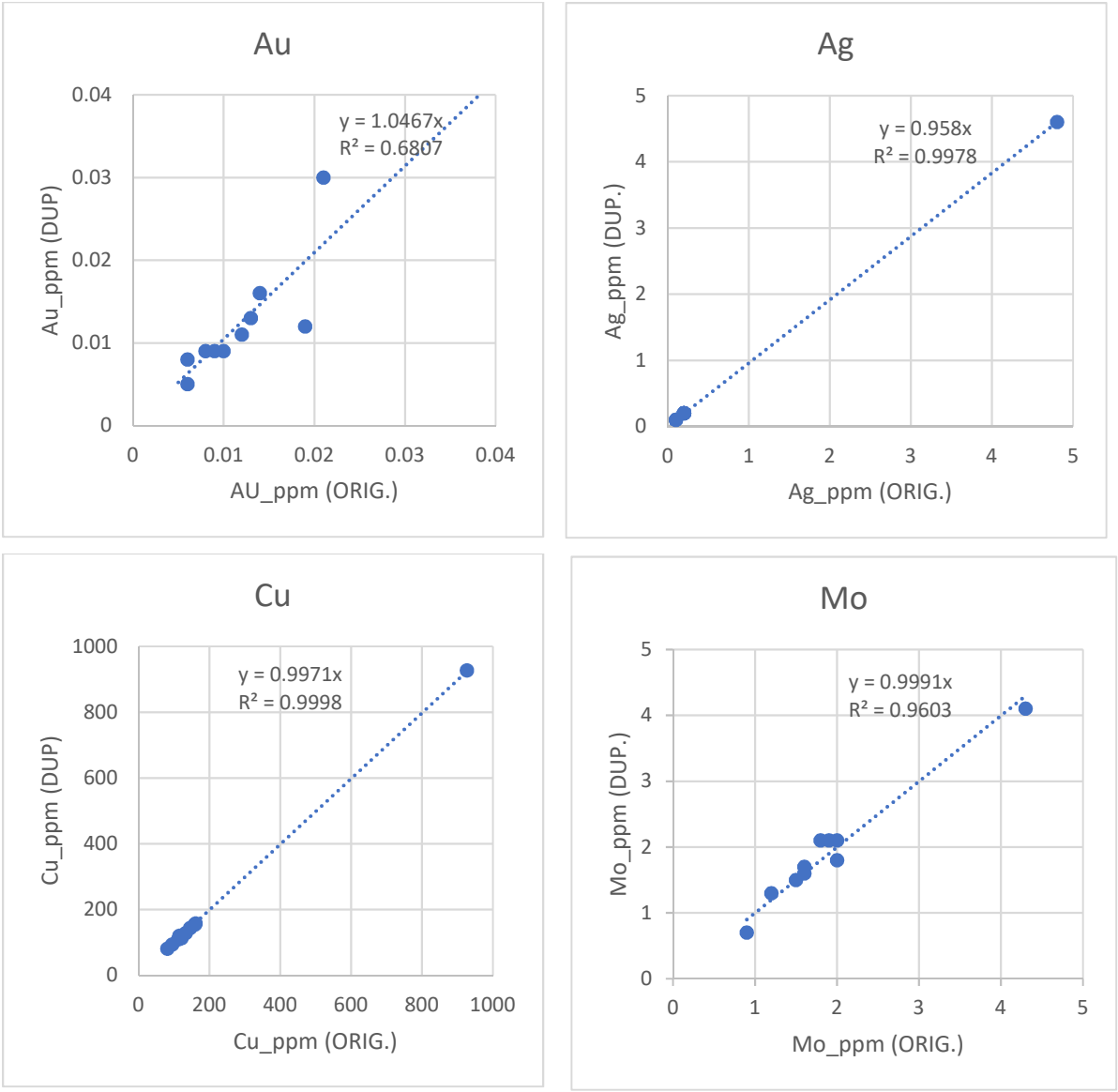

Figure H2: Plots of original sample vs. lab duplicate sample for Au, Ag, Cu, and Mo.

IV Standards

Standard reference materials (SRM) are inserted into the sample stream to gauge the accuracy of the lab's analyses. Two SRM's were used for the 2019 work; OREAS 501c and OREAS 503c. The means and standard deviations established during round robin standard certification are used for calculating warning and control limits.

Warning limits are set at the mean ±2 standard deviations (σ) and control limits are set at ±3σ. Any single SRM beyond the upper and lower control limits is deemed a failure and consecutive standards on the same certificate exceeding the warning limits are also deemed failures.

Shewhart charts that plot concentration versus sample sequence are shown as Figure H3 below. By plotting the Z-score, multiple SRM's can be displayed for each element; the Z-score levels the mean and standard deviation for each SRM so that warning limits are indicated by a Z-score of ±2 and control limits are indicated by a Z-score of ±3.

No SRM analysis warnings or failures occurred during the Max 2019 program.

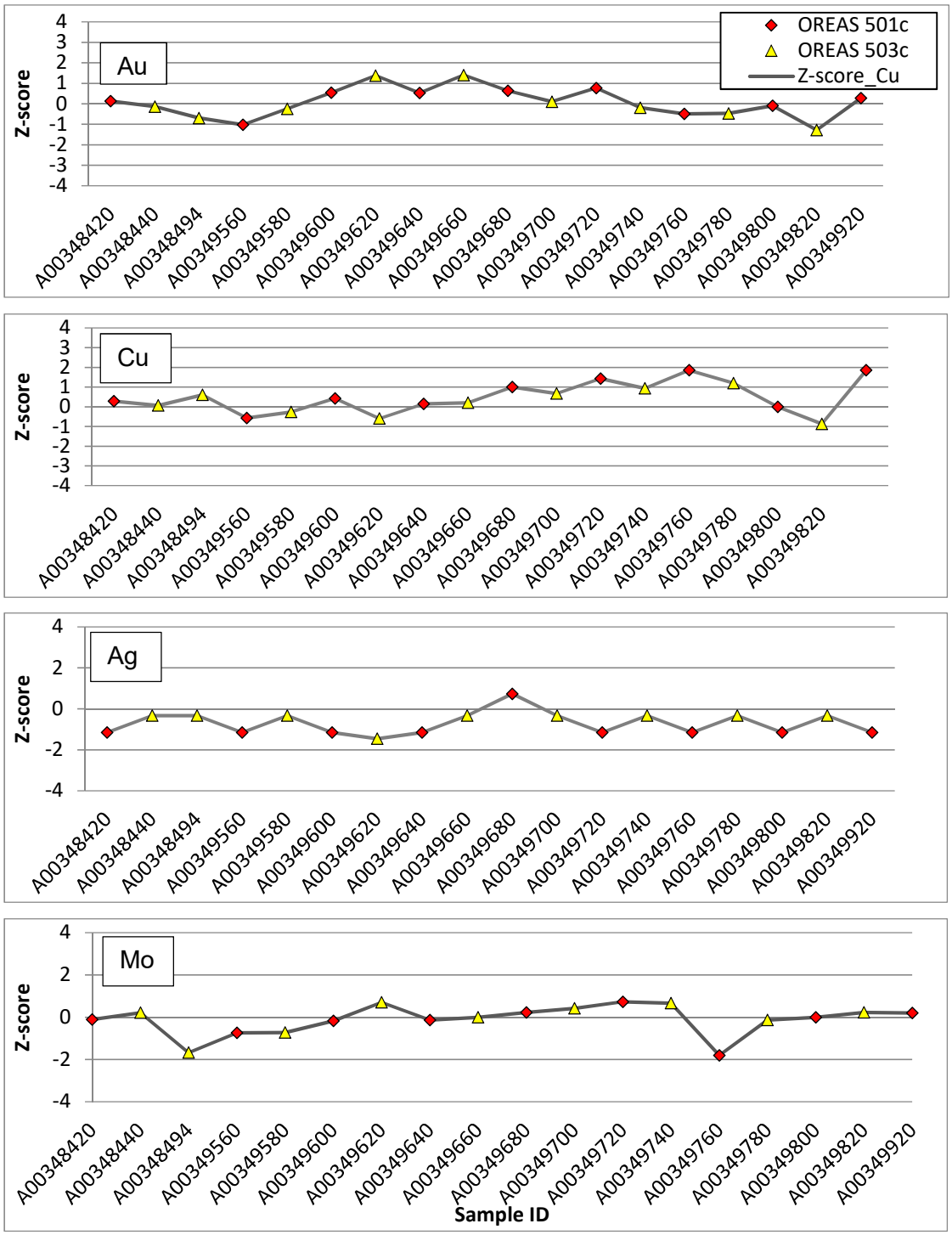

Figure H3: Z-score analysis for Au, Ag, Cu, and Mo in SRMs submitted as part of the Max program

V Conclusions

- There is no evidence of tampering with the samples between collection and the laboratory.
- Consistently low values for all metals of interest in all blank analyses indicate that contamination of RC chip samples did not occur either in the field or the lab.
- All SRM analyses were accurate to within 2σ of their certified values, indicating no problems with the accuracy of the analyses.
- Field duplicates and pulp duplicates do not show bias between the original and the duplicate. They also show good correlation between the original and duplicate samples, indicating well homogenized samples and high analytical precision.

Appendix I: Reverse Circulation

Drill Hole Sections

This appendix contains all of the drill hole sections generated from the 2019 reverse-circulation drilling program and an index map showing their relative locations. Drill sections are placed in hole number order.

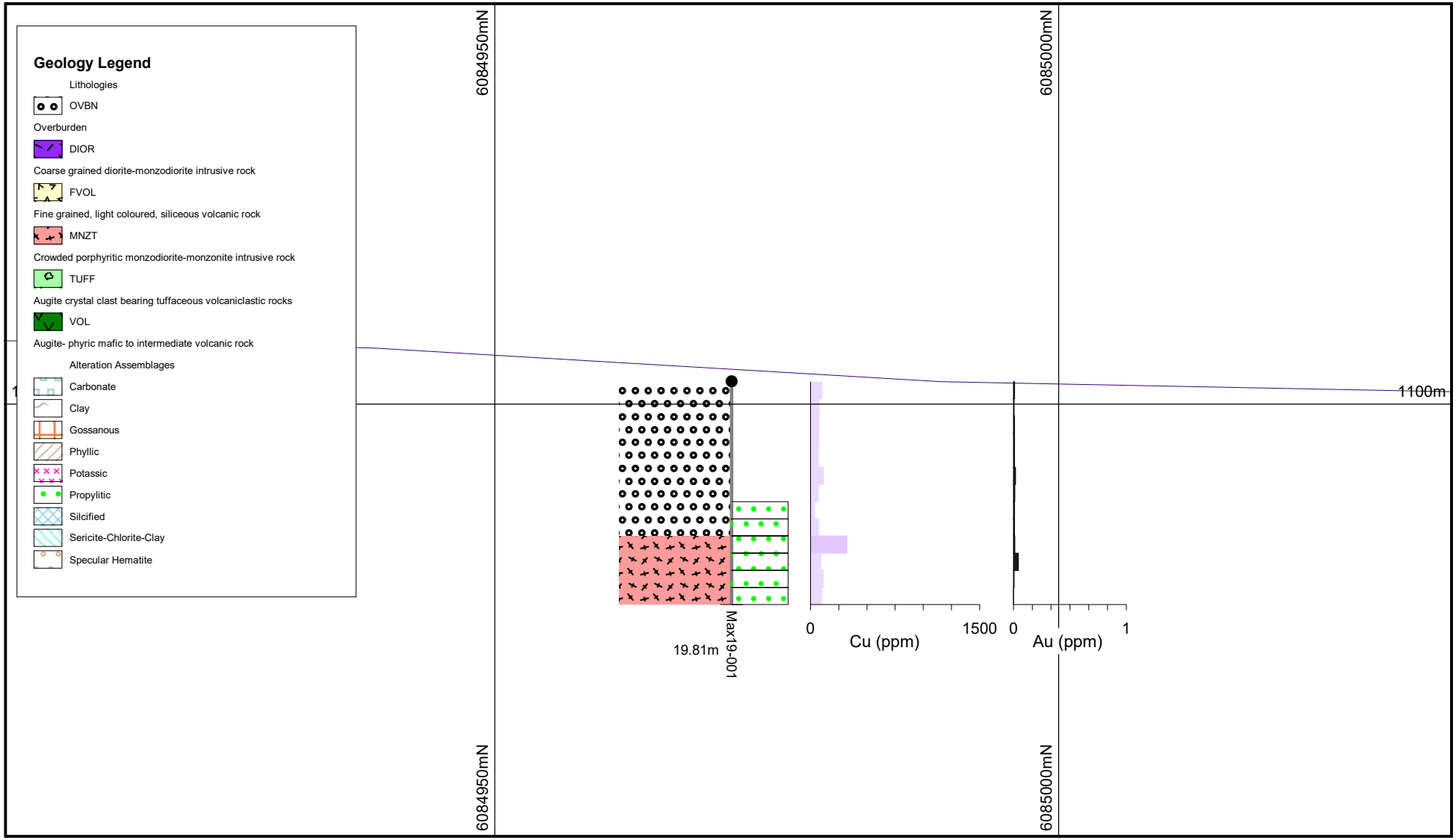

EQUITY

Notes:
Vertical Section
433300 E +/-50 m
Looking towards 270°

Scale	Plot Date	Sheet
1 : 500	22-Aug-2019	1 of 1
	Plot File: MAX19-001	

5 0 5 10m

Max Property RC Drill Holes
MAX19-001

ThompsonCreek METALS COMPANY INC.

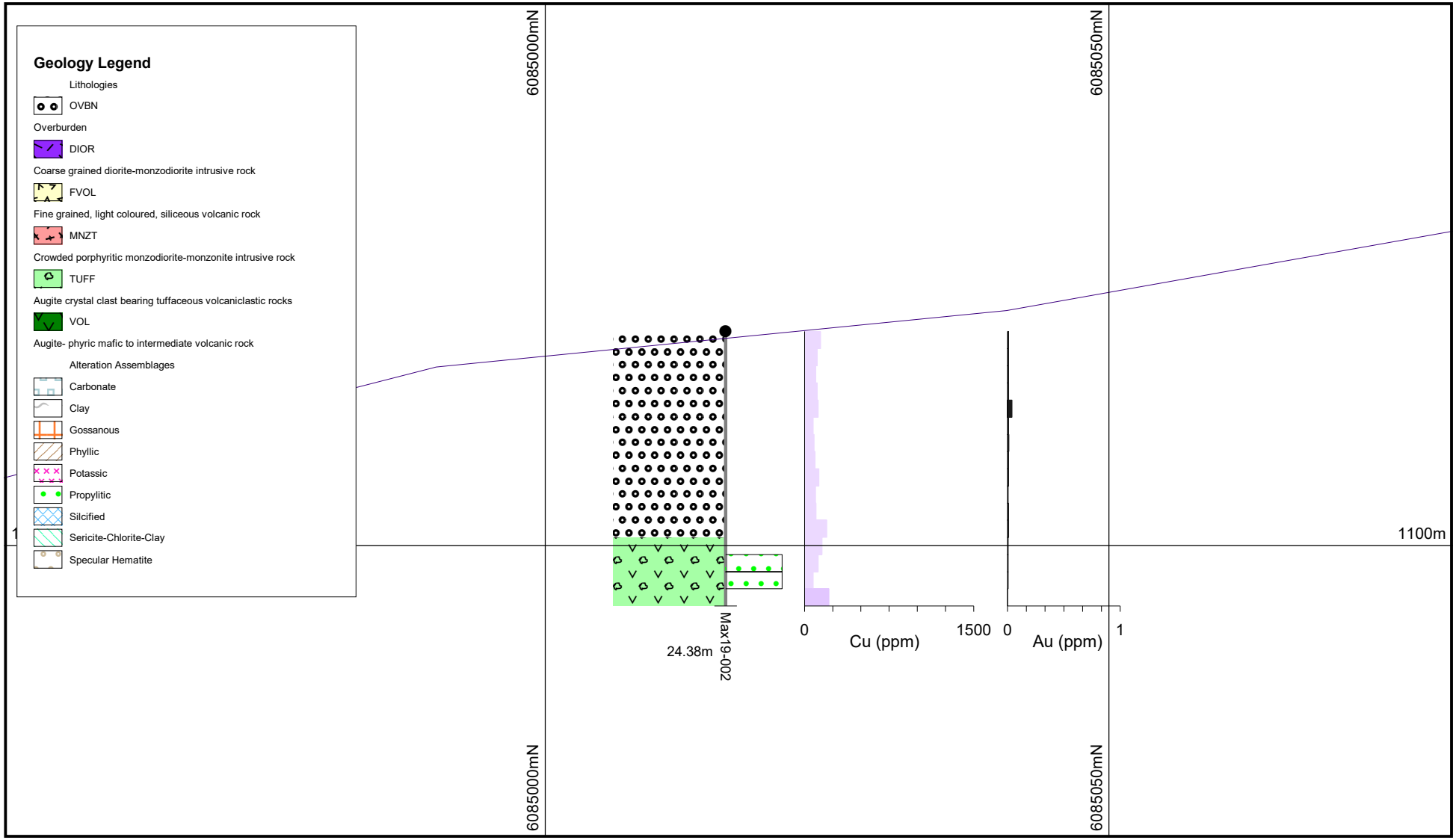

EQUITY

Notes:
Vertical Section
432900 E +/-50 m
Looking towards 270°

Scale	Plot Date	Sheet
1 : 500	22-Aug-2019	1 of 1
	Plot File: MAX19-002	

5 0 5 10m

Max Property RC Drill Holes
MAX19-002

ThompsonCreek METALS COMPANY INC.

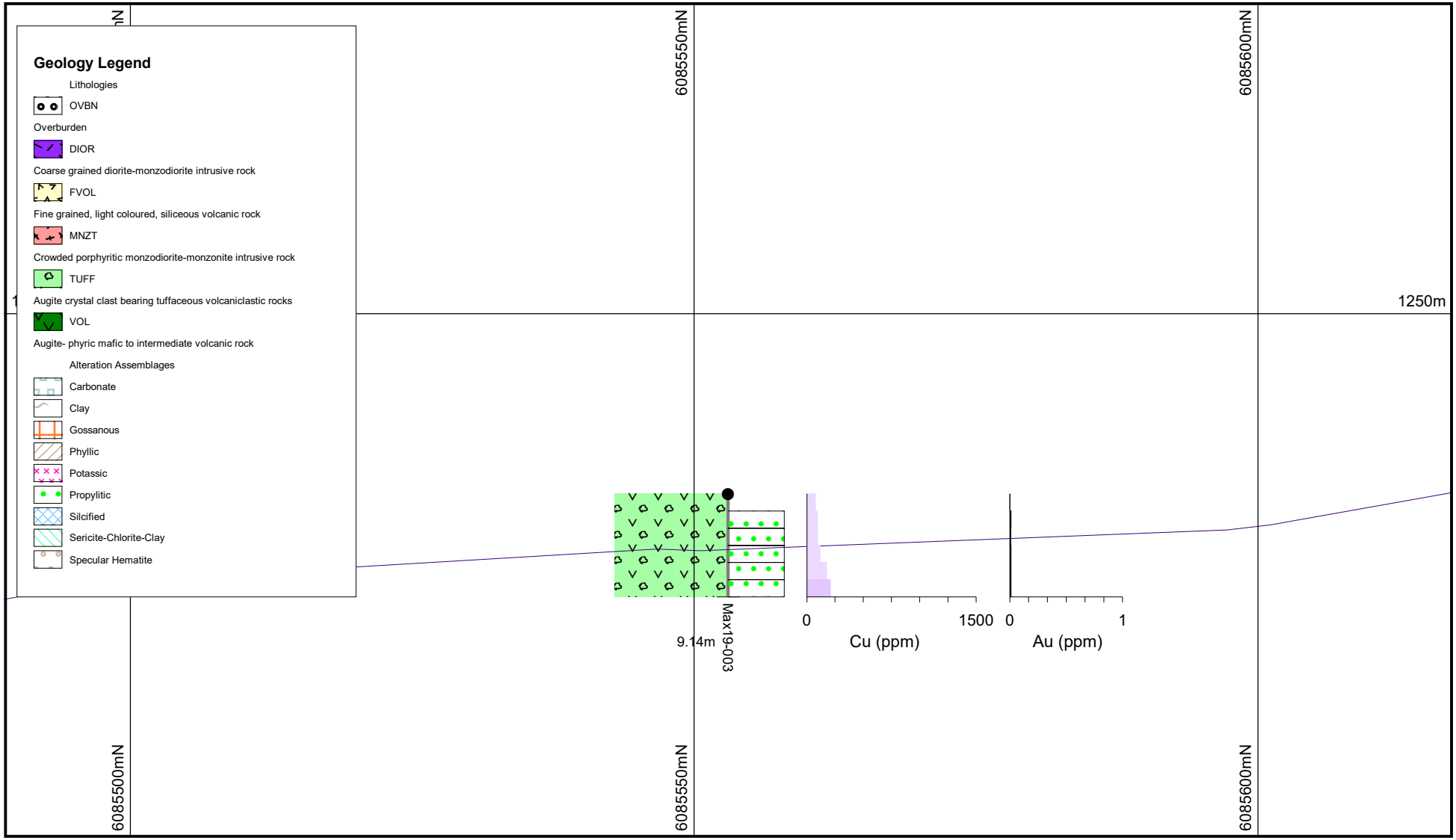

EQUITY

Notes:
Vertical Section
432900 E +/-50 m
Looking towards 270°

Scale	Plot Date	Sheet
1 : 500	22-Aug-2019	1 of 1
	Plot File: MAX19-003	

5 0 5 10m

Max Property RC Drill Holes
MAX19-003

ThompsonCreek METALS COMPANY INC.

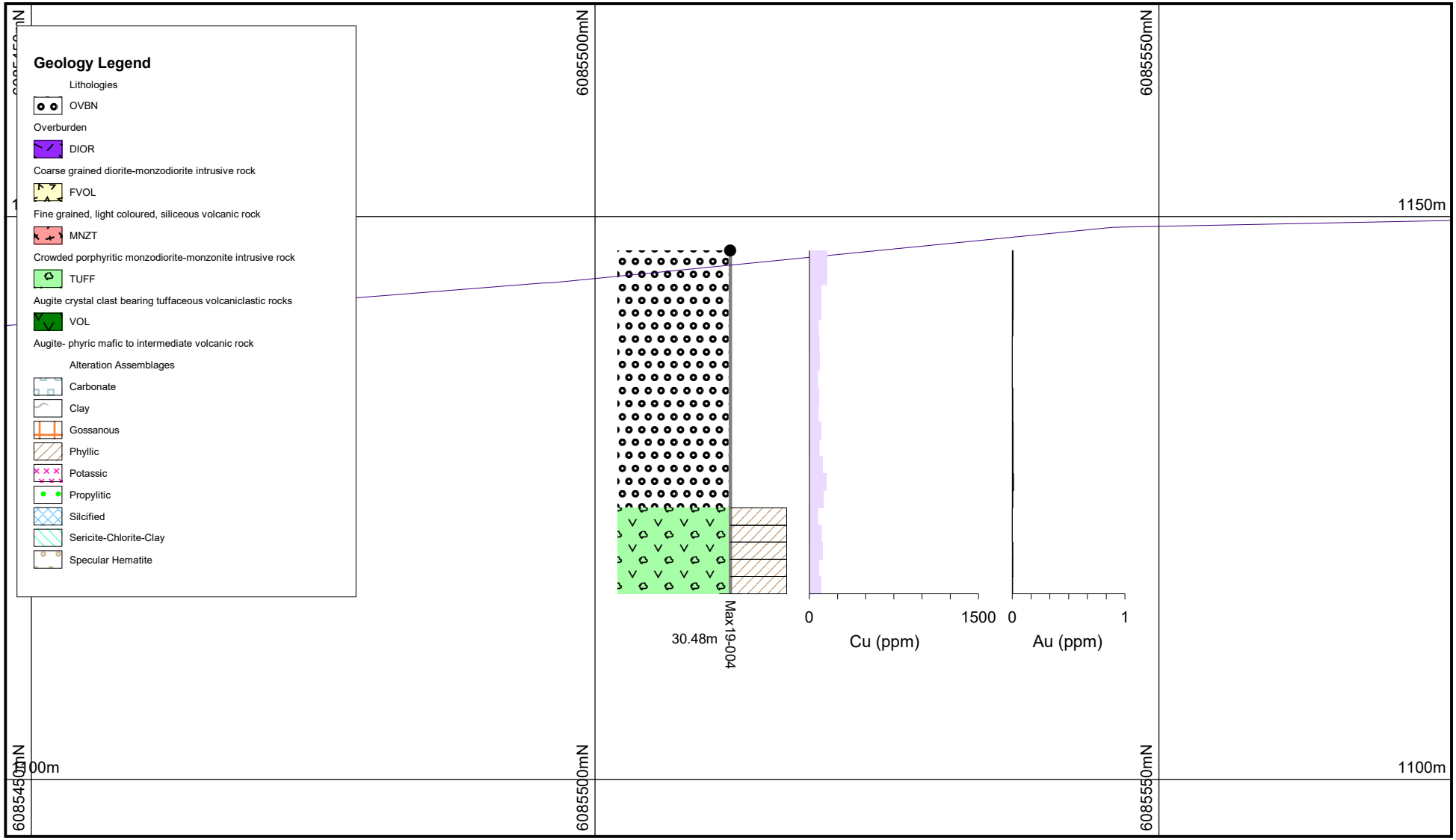

EQUITY

Notes:
Vertical Section
433300 E +/-50 m
Looking towards 270°

Scale	Plot Date	Sheet
1 : 500	22-Aug-2019	1 of 1
	Plot File: MAX19-004	

5 0 5 10m

Max Property RC Drill Holes
MAX19-004

ThompsonCreek METALS COMPANY INC.

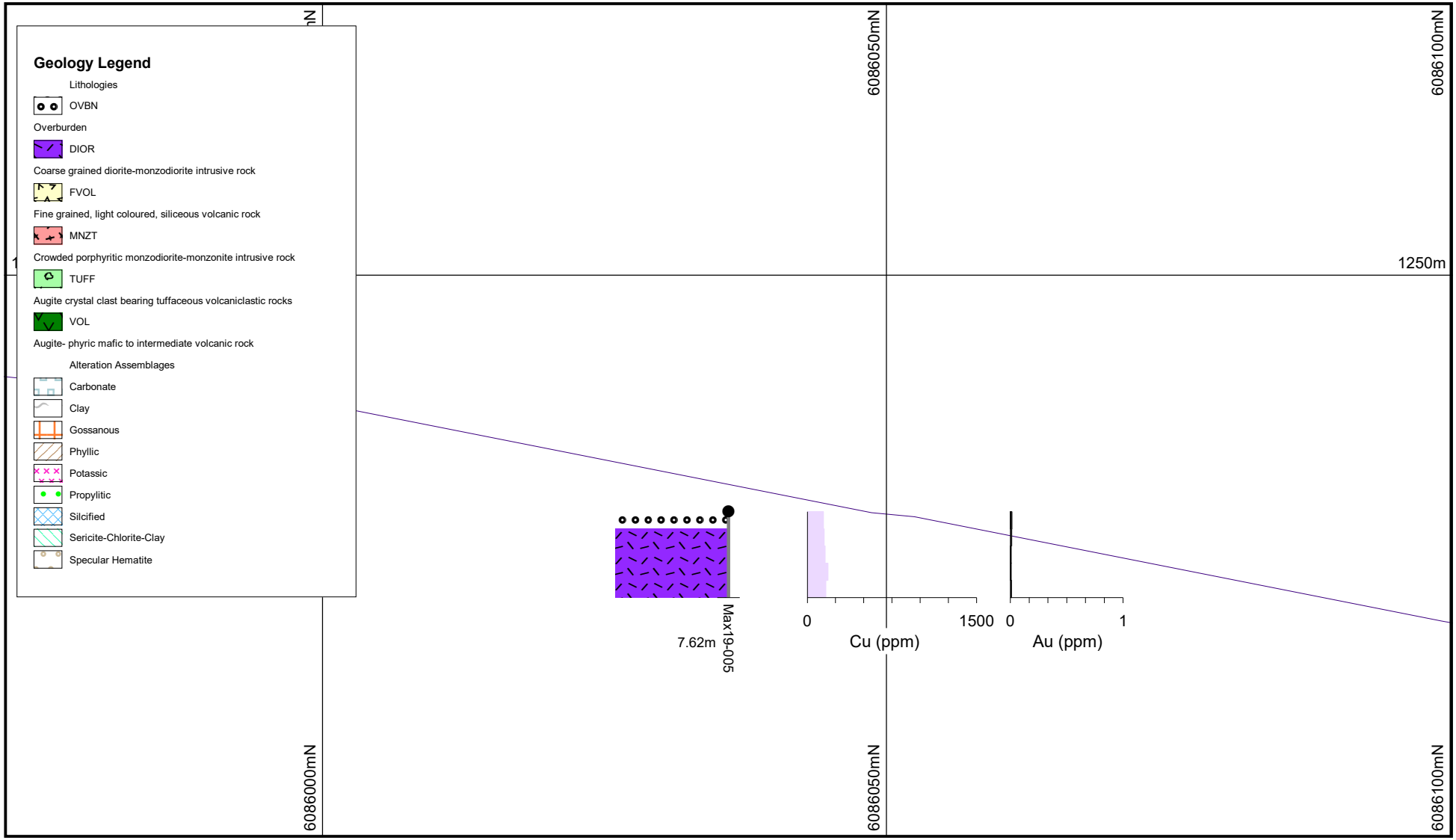

EQUITY

Notes:
Vertical Section
432900 E +/-50 m
Looking towards 270°

Scale	Plot Date	Sheet
1 : 500	22-Aug-2019	1 of 1
	Plot File: MAX19-005	

5 0 5 10m

Max Property RC Drill Holes
MAX19-005

ThompsonCreek METALS COMPANY INC.

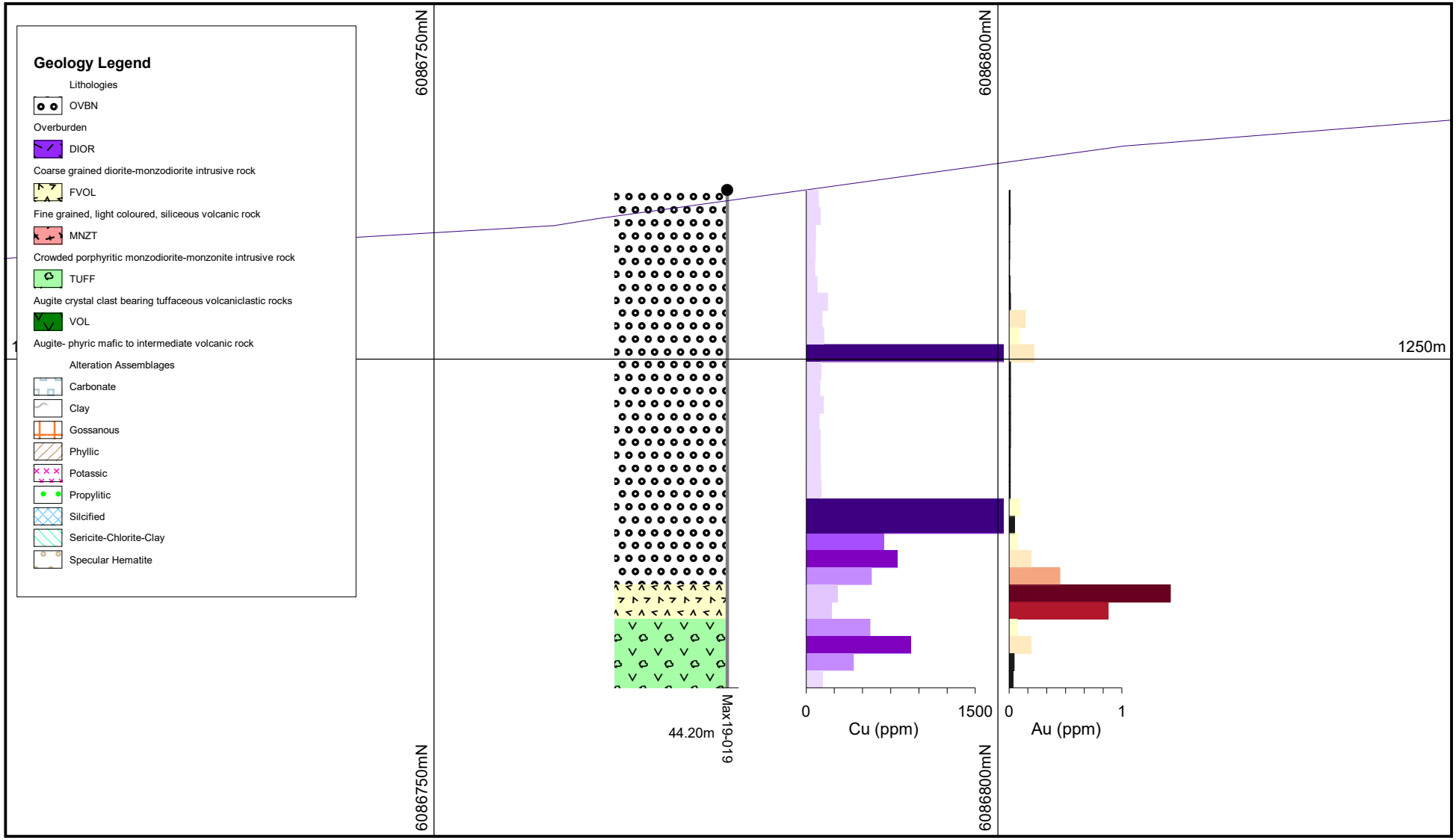

EQUITY

Notes:
Vertical Section
432900 E +/-50 m
Looking towards 270°

Scale	Plot Date	Sheet
1 : 500	22-Aug-2019	1 of 1
	Plot File: MAX19-019	

5 0 5 10m

Max Property RC Drill Holes
MAX19-019

ThompsonCreek METALS COMPANY INC.

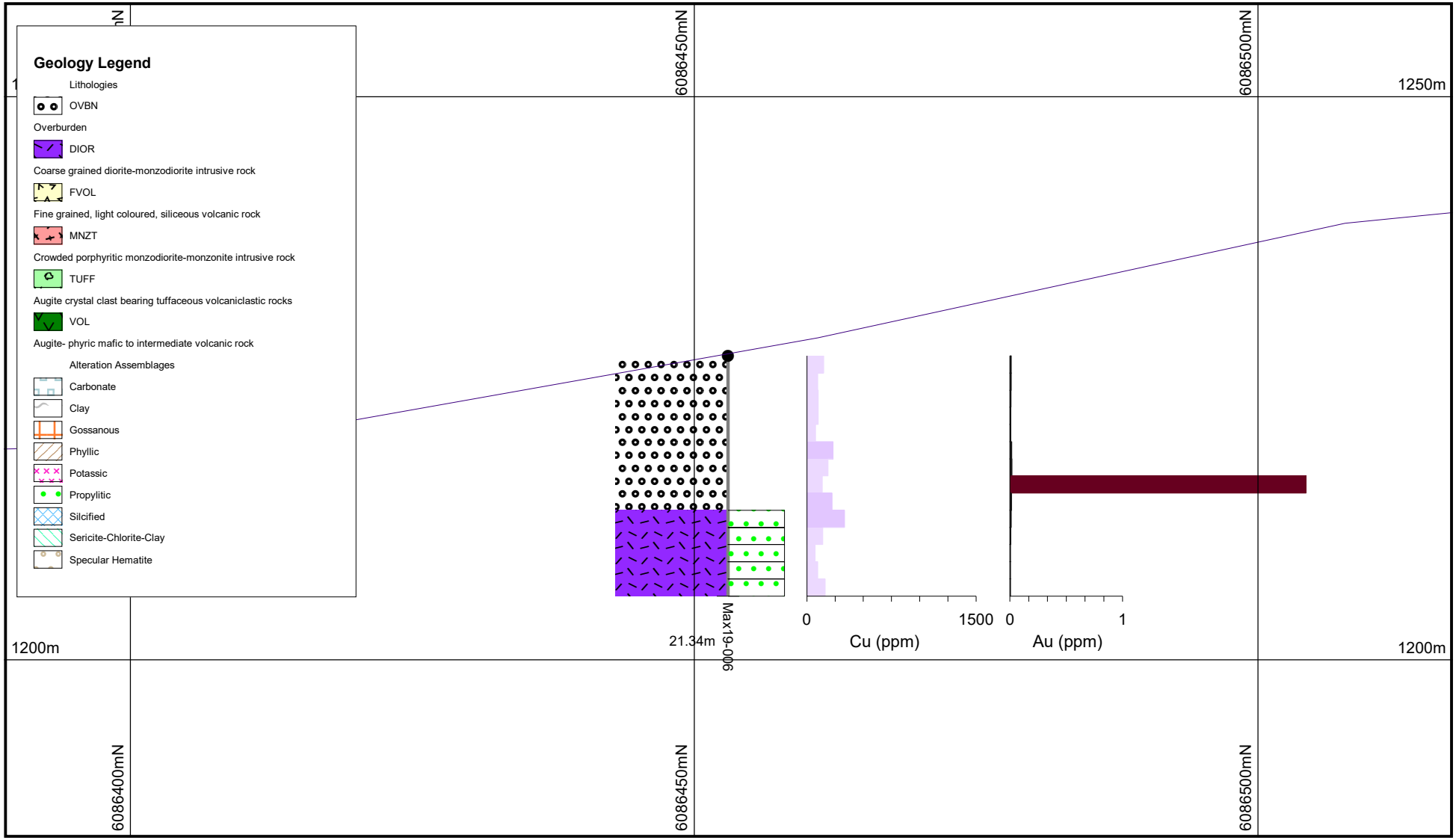

EQUITY

Notes:
Vertical Section
432900 E +/-50 m
Looking towards 270°

Scale	Plot Date	Sheet
1 : 500	22-Aug-2019	1 of 1
	Plot File: MAX19-006	

5 0 5 10m

Max Property RC Drill Holes
MAX19-006

ThompsonCreek METALS COMPANY INC.

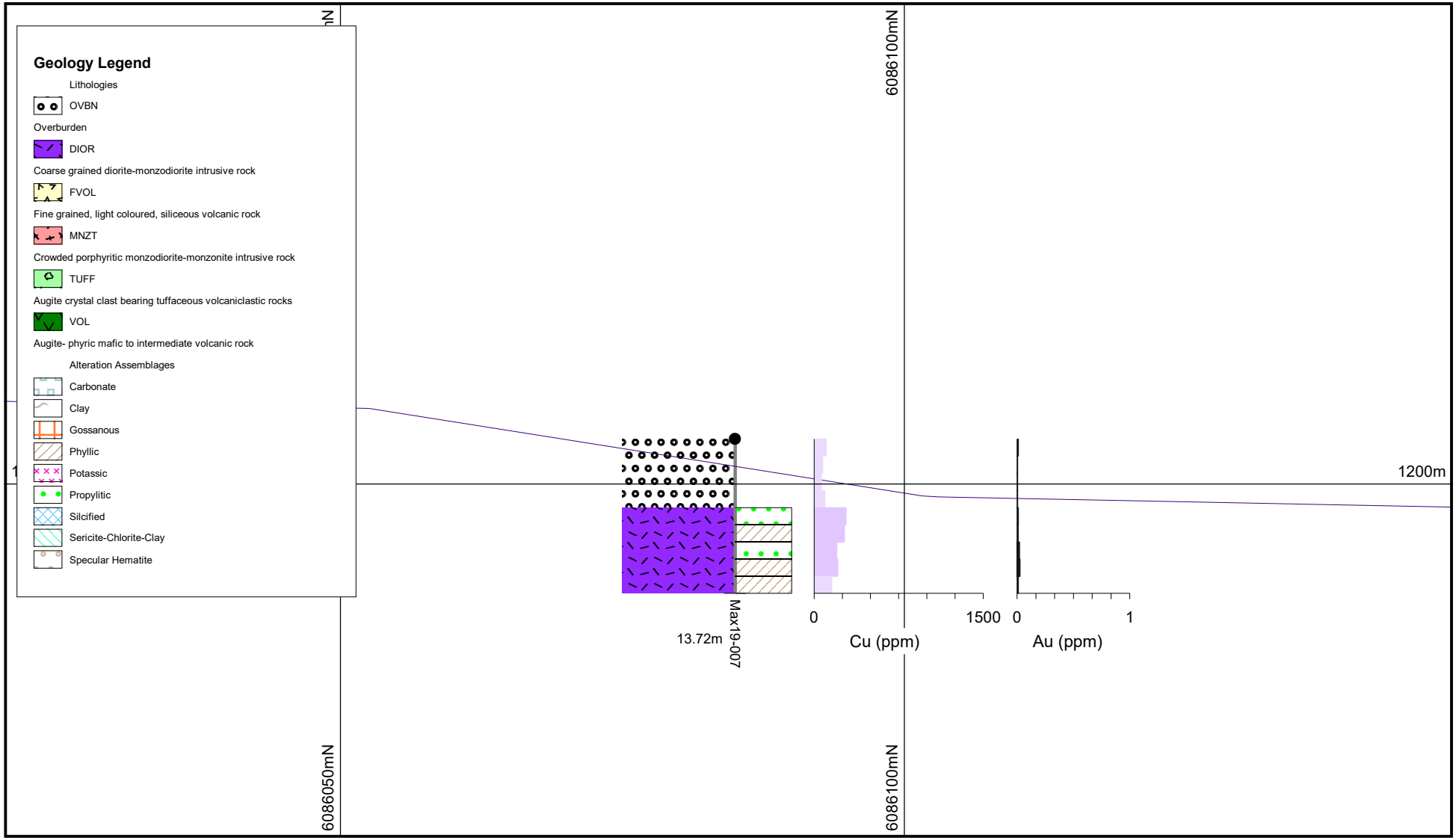

EQUITY

Notes:
Vertical Section
433100 E +/-50 m
Looking towards 270°

Scale	Plot Date	Sheet
1 : 500	22-Aug-2019	1 of 1
	Plot File: MAX19-007	

5 0 5 10m

Max Property RC Drill Holes
MAX19-007

ThompsonCreek METALS COMPANY INC.

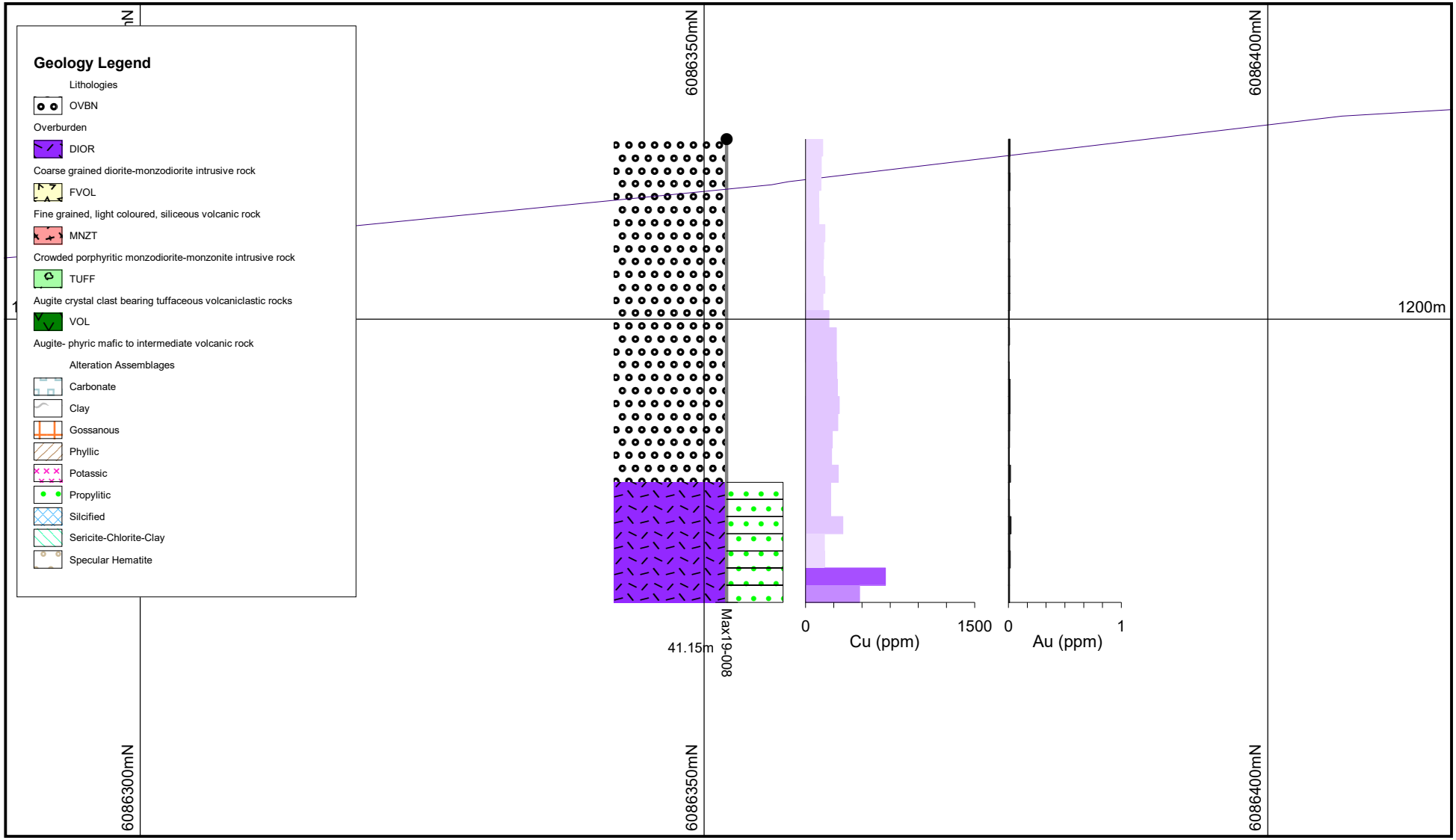

EQUITY

Notes:
Vertical Section
433100 E +/-50 m
Looking towards 270°

Scale	Plot Date	Sheet
1 : 500	22-Aug-2019	1 of 1
	Plot File: MAX19-008	

5 0 5 10m

Max Property RC Drill Holes
MAX19-008

ThompsonCreek METALS COMPANY INC.



EQUITY

Notes:
Vertical Section
433400 E +/-50 m
Looking towards 270°

Scale	Plot Date	Sheet
1 : 500	22-Aug-2019	1 of 1
	Plot File: MAX19-009	

5 0 5 10m

Max Property RC Drill Holes
MAX19-009

ThompsonCreek METALS COMPANY INC.

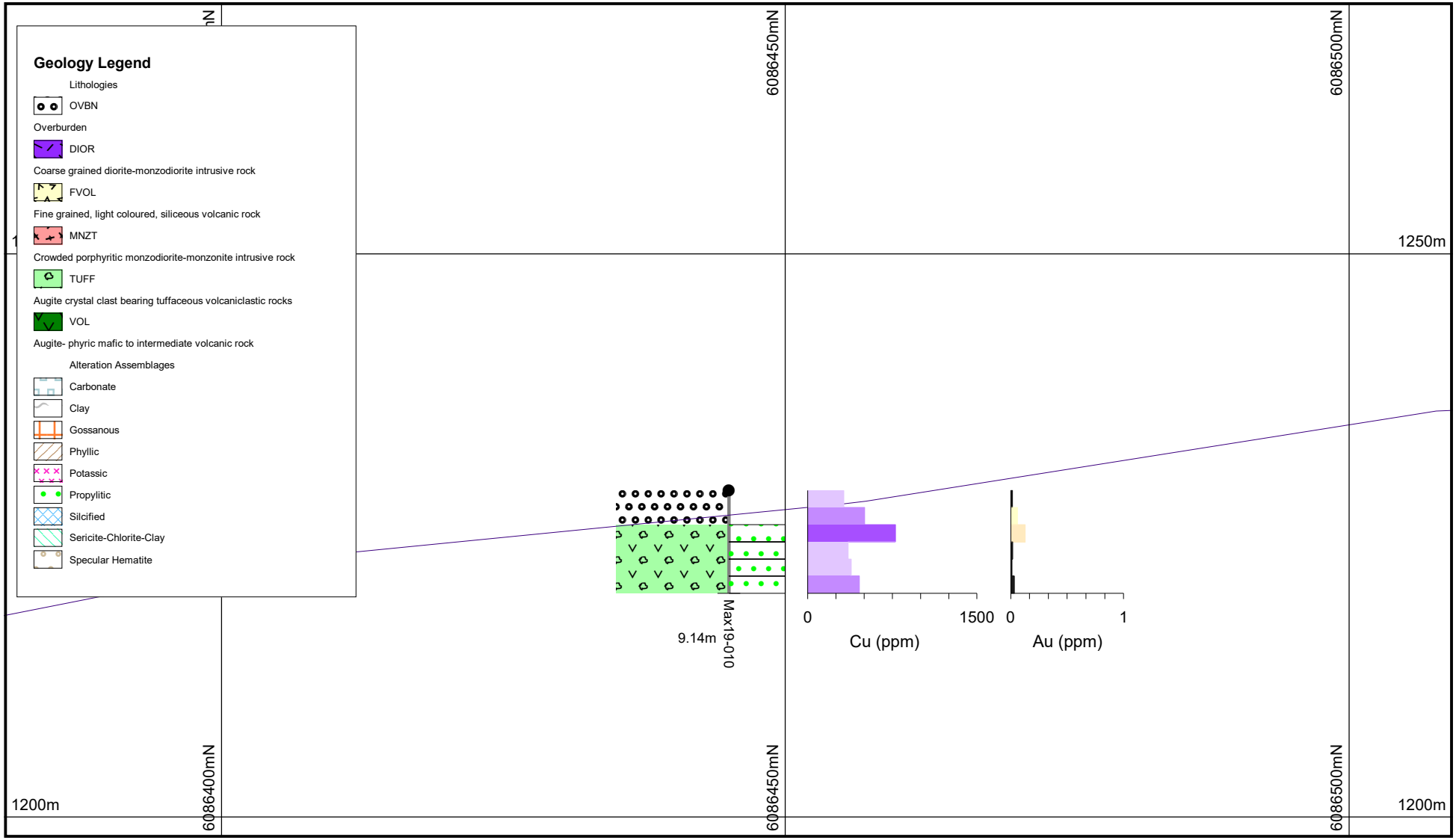

EQUITY

Notes:
Vertical Section
433400 E +/-50 m
Looking towards 270°

Scale	Plot Date	Sheet
1 : 500	22-Aug-2019	1 of 1
	Plot File: MAX19-010	

5 0 5 10m

Max Property RC Drill Holes
MAX19-010

ThompsonCreek METALS COMPANY INC.

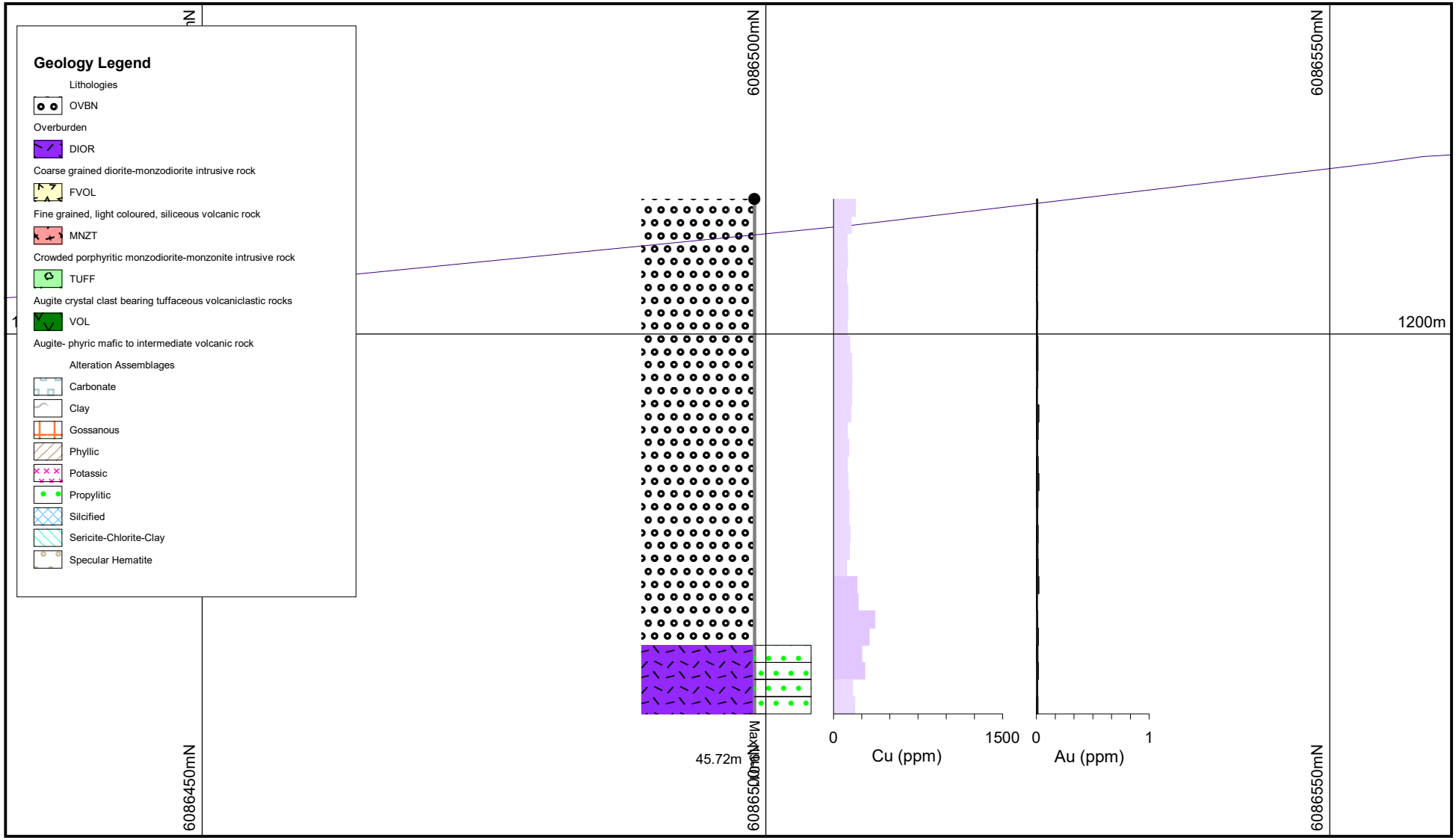

EQUITY

Notes:
Vertical Section
433600 E +/-50 m
Looking towards 270°

Scale	Plot Date	Sheet
1 : 500	22-Aug-2019	1 of 1
	Plot File: MAX19-011	

5 0 5 10m

Max Property RC Drill Holes
MAX19-011

ThompsonCreek METALS COMPANY INC.



EQUITY

Notes:
Vertical Section
433900 E +/-50 m
Looking towards 270°

Scale	Plot Date	Sheet
1 : 500	22-Aug-2019	1 of 1
	Plot File: MAX19-012	

5 0 5 10m

Max Property RC Drill Holes
MAX19-012

ThompsonCreek METALS COMPANY INC.

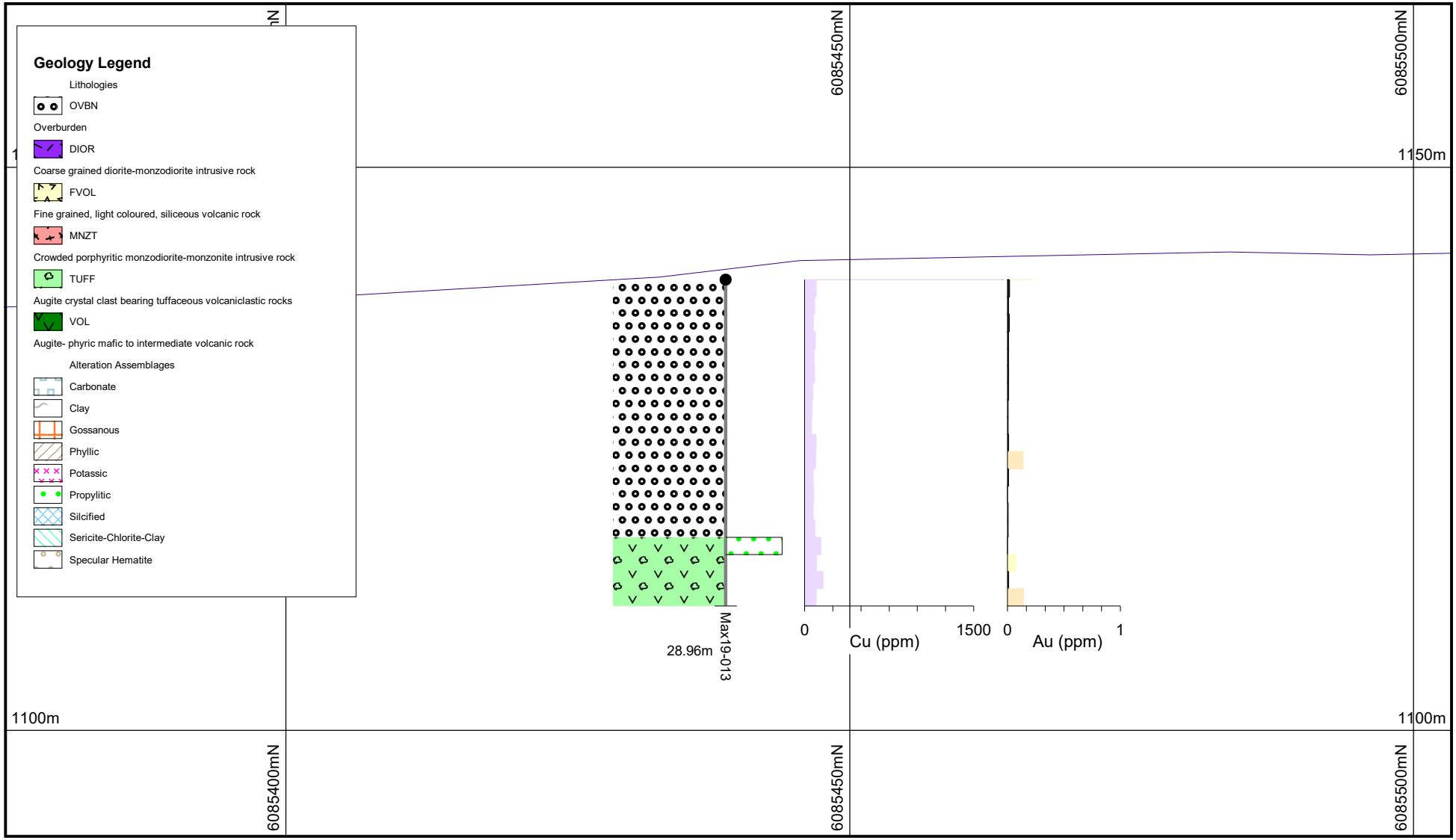

EQUITY

Notes:
Vertical Section
434300 E +/-50 m
Looking towards 270°

Scale	Plot Date	Sheet
1 : 500	22-Aug-2019	1 of 1
	Plot File: MAX19-013	

5 0 5 10m

Max Property RC Drill Holes
MAX19-013

ThompsonCreek METALS COMPANY INC.

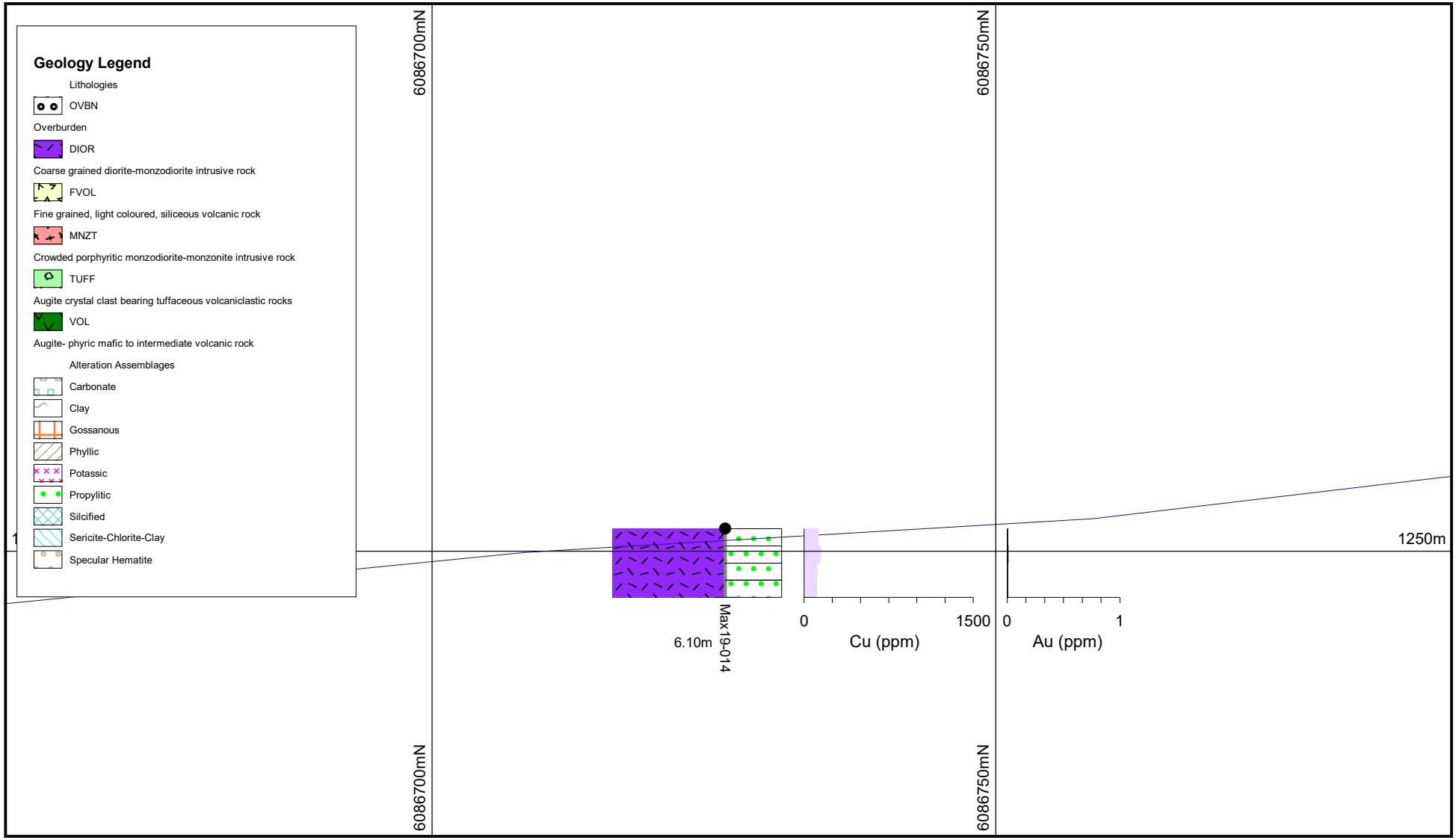

EQUITY

Notes:
Vertical Section
433400 E +/-50 m
Looking towards 270°

Scale	Plot Date	Sheet
1 : 500	22-Aug-2019	1 of 1
	Plot File: MAX19-014	

5 0 5 10m

Max Property RC Drill Holes
MAX19-014

ThompsonCreek METALS COMPANY INC.

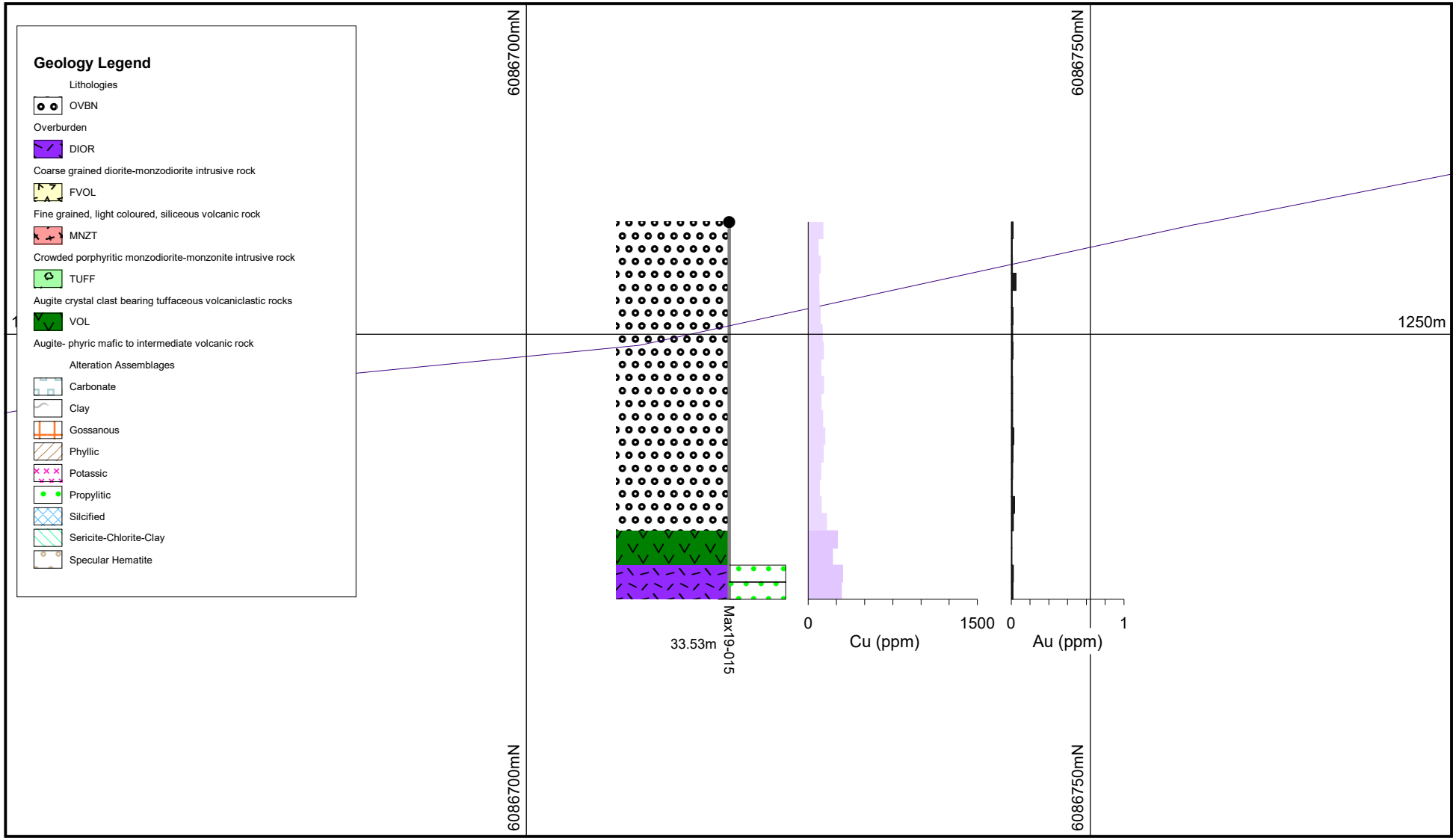

EQUITY

Notes:
Vertical Section
433100 E +/-50 m
Looking towards 270°

Scale	Plot Date	Sheet
1 : 500	22-Aug-2019	1 of 1
	Plot File: MAX19-015	

5 0 5 10m

Max Property RC Drill Holes
MAX19-015

ThompsonCreek METALS COMPANY INC.

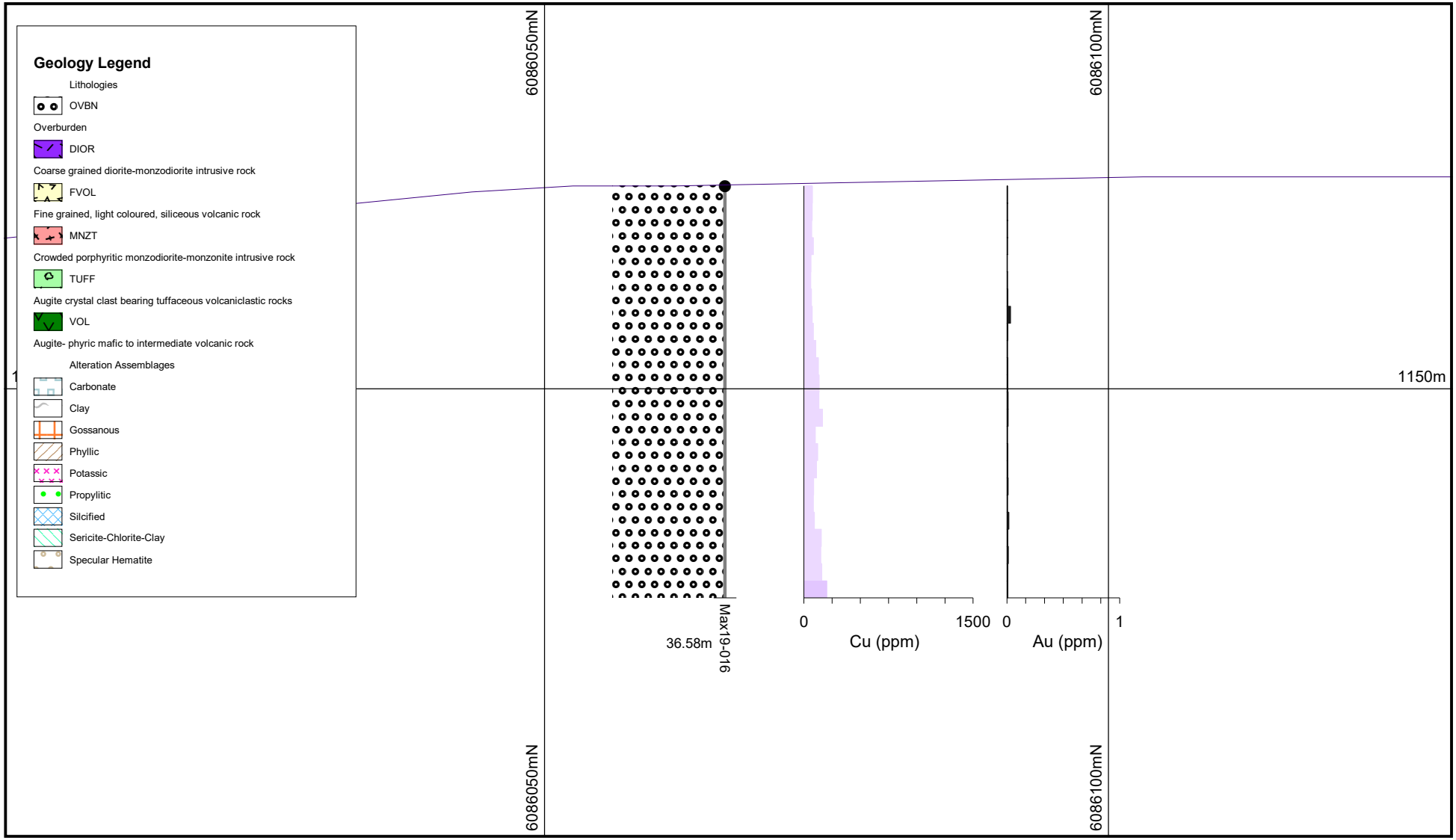

EQUITY		Notes: Vertical Section 434000 E +/-50 m Looking towards 270°	Scale 1 : 500	Plot Date 22-Aug-2019 Plot File: MAX19-016	Sheet 1 of 1	**Max Property RC Drill Holes** **MAX19-016**	ThompsonCreek METALS COMPANY INC.

5 0 5 10m

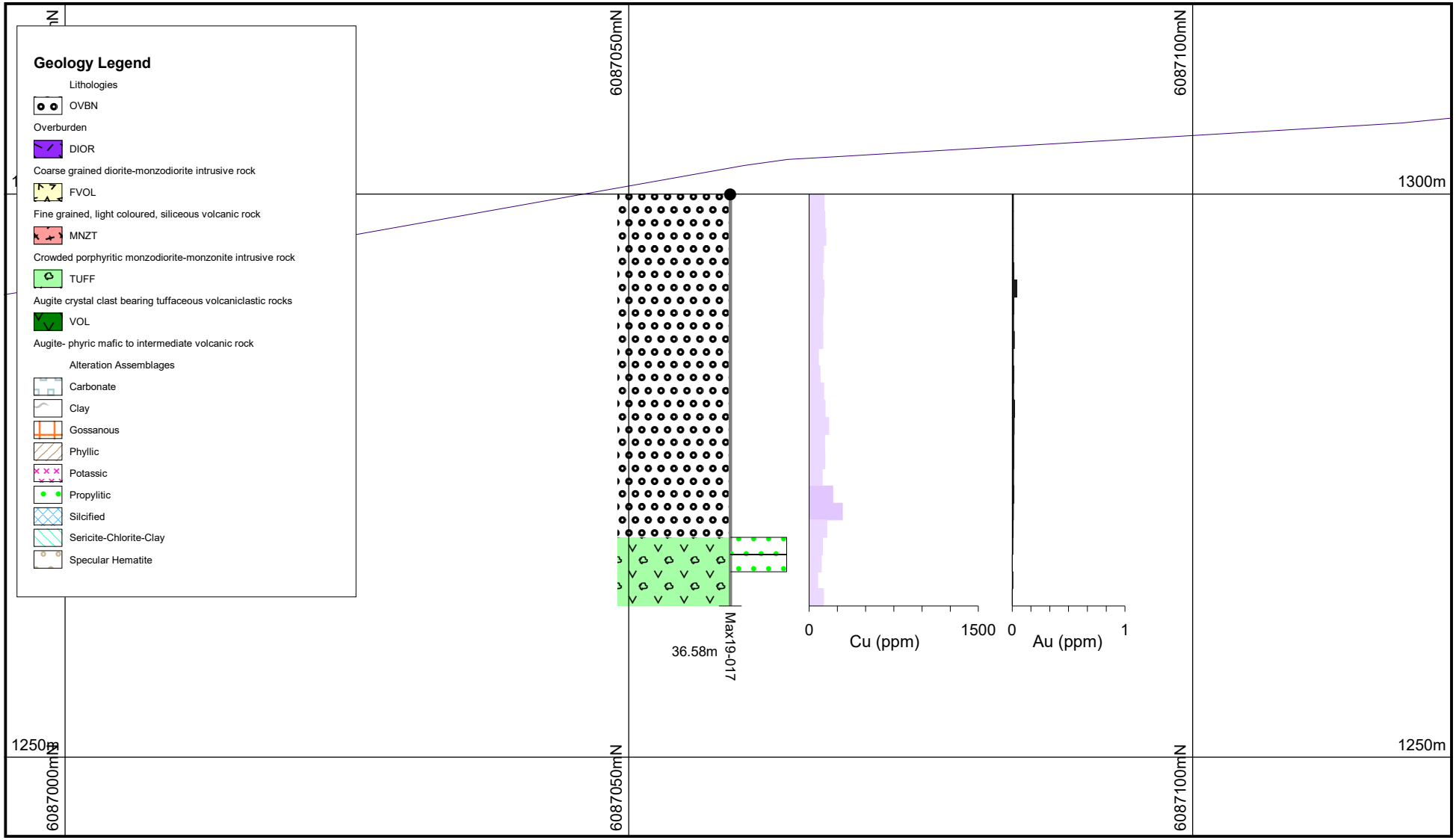

EQUITY

Notes:
Vertical Section
432900 E +/-50 m
Looking towards 270°

Scale	Plot Date	Sheet
1 : 500	22-Aug-2019	1 of 1
	Plot File: MAX19-017	

5 0 5 10m

Max Property RC Drill Holes
MAX19-017

ThompsonCreek METALS COMPANY INC.

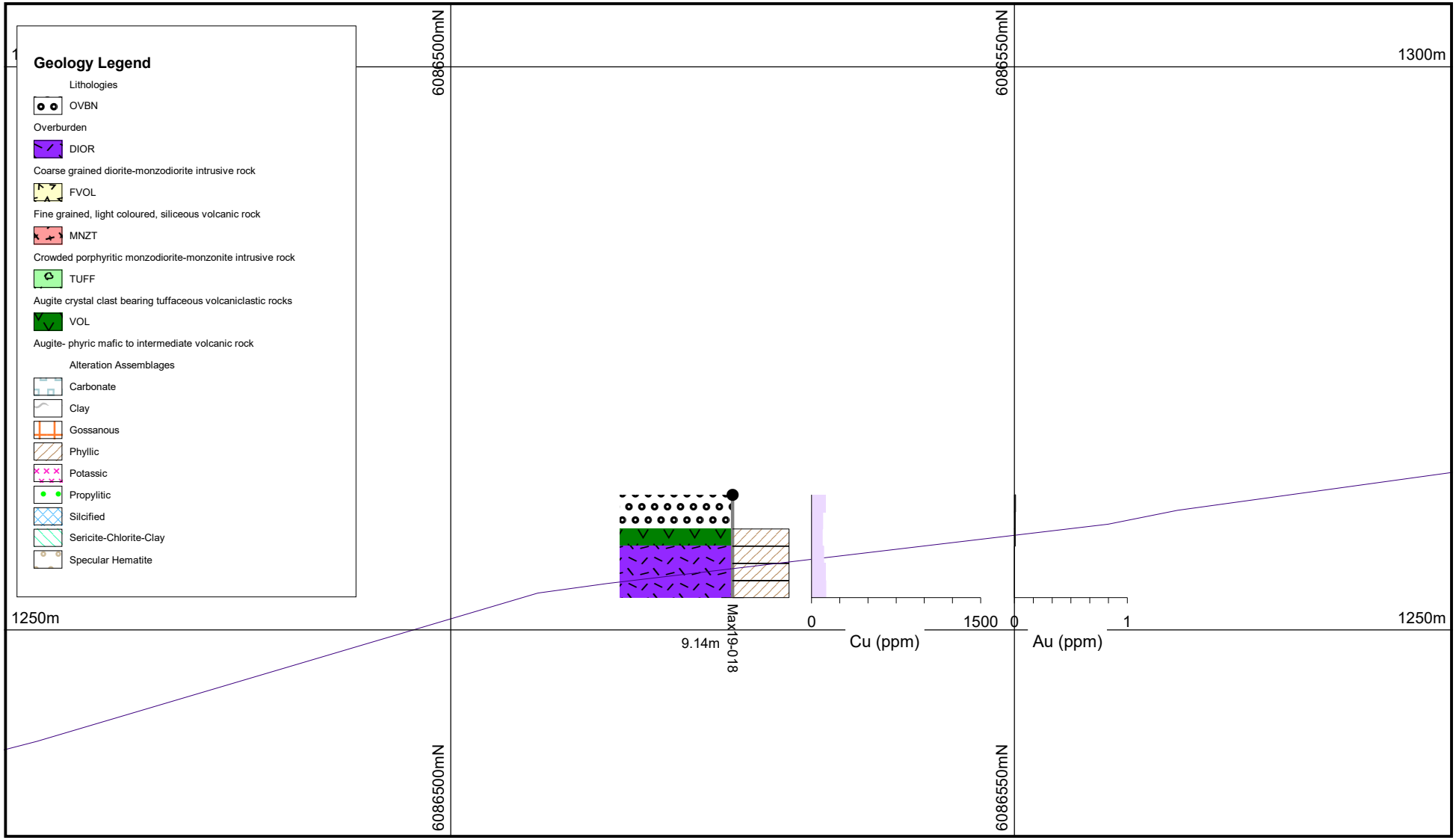

EQUITY		Notes: Vertical Section 432700 E +/-50 m Looking towards 270°	Scale 1 : 500 5 0 5 10m	Plot Date 22-Aug-2019 Plot File: MAX19-018	Sheet 1 of 1	**Max Property RC Drill Holes** **MAX19-018**	ThompsonCreek METALS COMPANY INC.

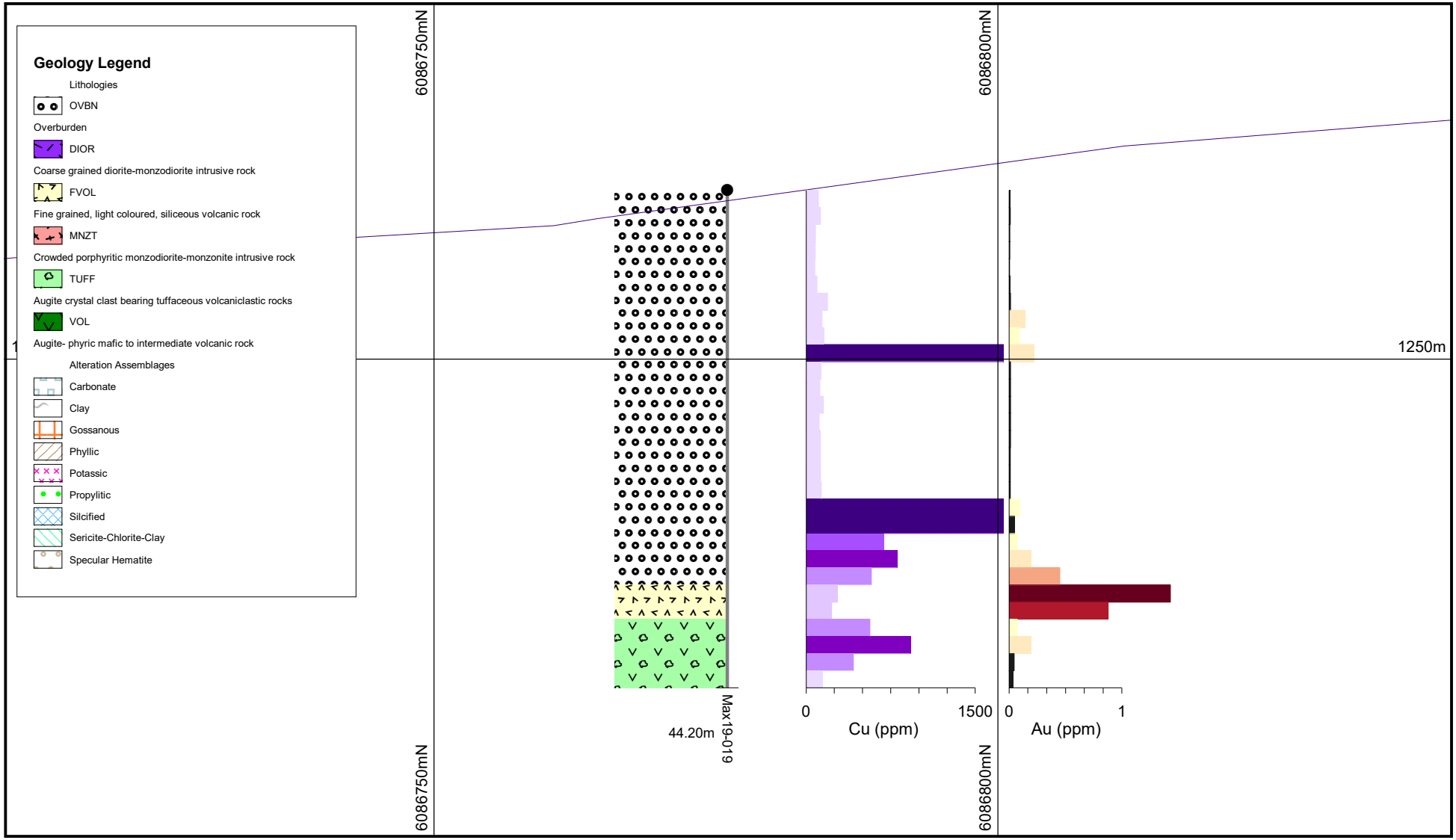

EQUITY

Notes:
Vertical Section
432900 E +/-50 m
Looking towards 270°

Scale	Plot Date	Sheet
1 : 500	22-Aug-2019	1 of 1
	Plot File: MAX19-019	

5 0 5 10m

Max Property RC Drill Holes
MAX19-019

ThompsonCreek METALS COMPANY INC.

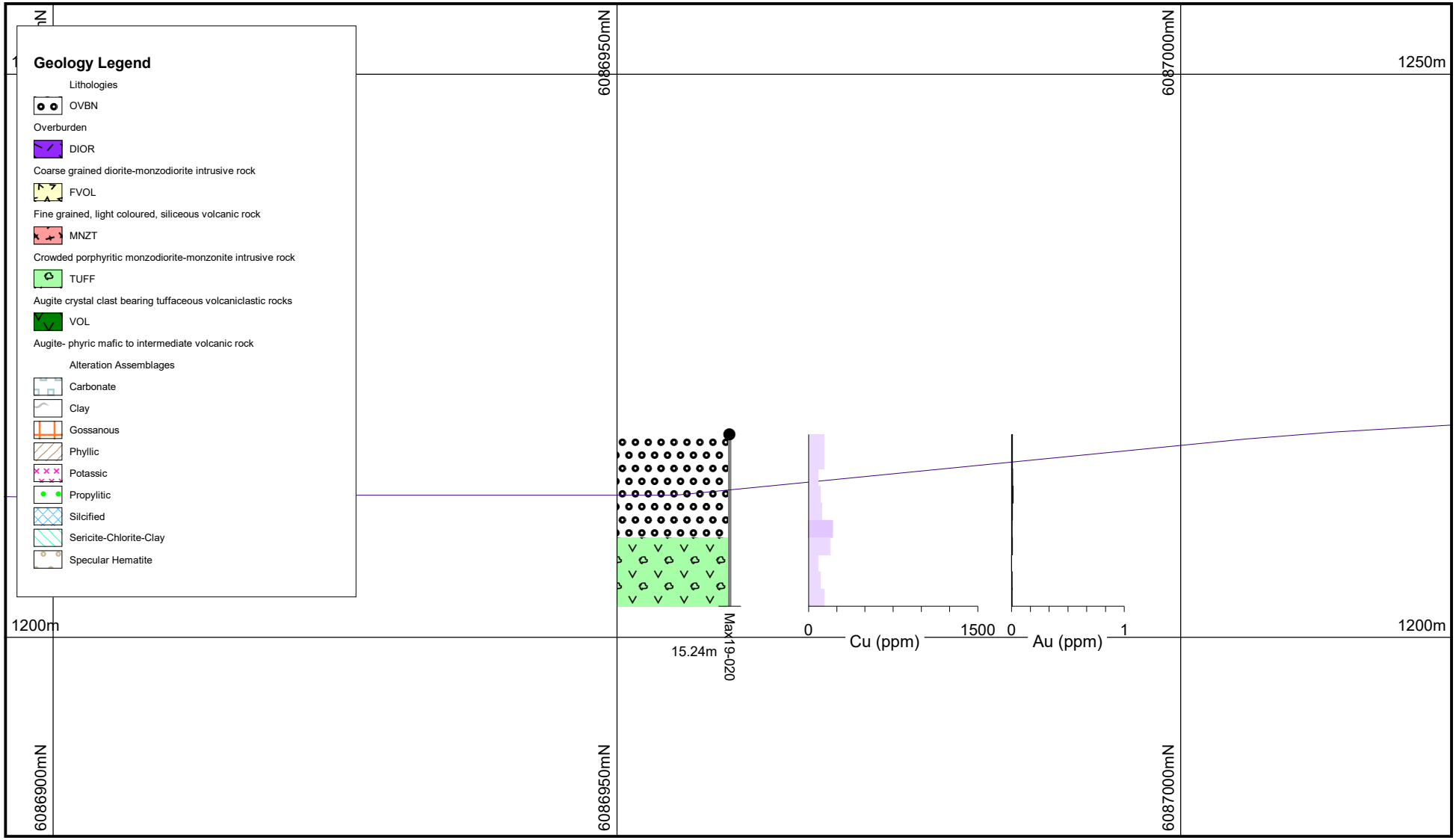

EQUITY

Notes:
Vertical Section
433900 E +/-50 m
Looking towards 270°

Scale	Plot Date	Sheet
1 : 500	22-Aug-2019	1 of 1
	Plot File: MAX 19-020	

5 0 5 10m

Max Property RC Drill Holes
MAX 19-020

ThompsonCreek METALS COMPANY INC.



EQUITY

Notes:
Vertical Section
434300 E +/-50 m
Looking towards 270°

Scale	Plot Date	Sheet
1 : 500	22-Aug-2019	1 of 1
	Plot File: MAX19-021	

5 0 5 10m

Max Property RC Drill Holes
MAX19-021

ThompsonCreek METALS COMPANY INC.

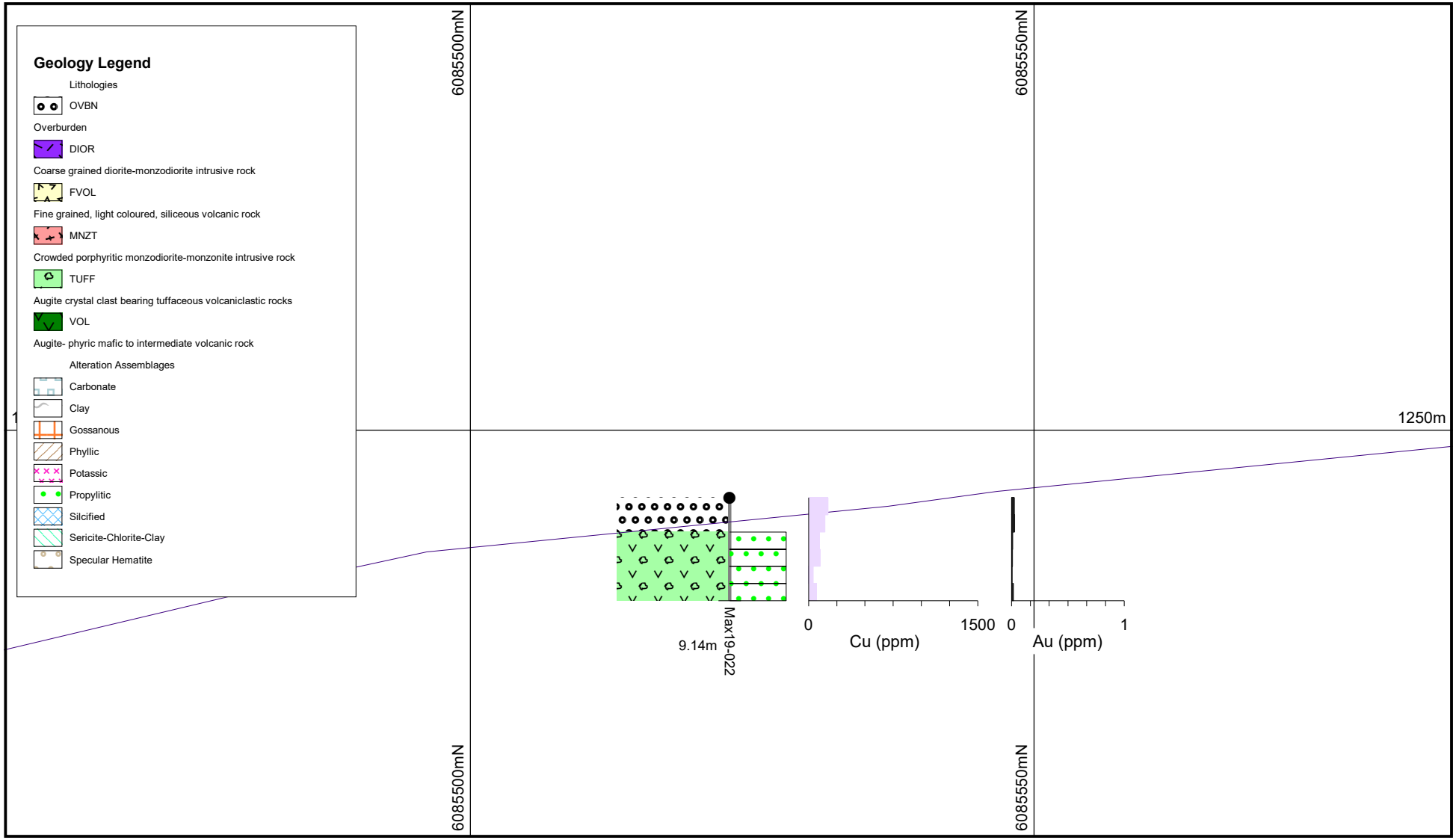

EQUITY

Notes:
Vertical Section
432400 E +/-50 m
Looking towards 270°

Scale	Plot Date	Sheet
1 : 500	22-Aug-2019	1 of 1
	Plot File: MAX19-022	

5 0 5 10m

Max Property RC Drill Holes
MAX19-022

ThompsonCreek METALS COMPANY INC.

Appendix J: Geologist's Certificates

GEOLOGIST'S CERTIFICATE
Alexander B. Nielsen
Vancouver, B.C.

I, **Alexander B. Nielsen**, do hereby certify that:

1. I am presently a Project Geologist with Equity Exploration Consultants Ltd. with offices at Suite 1238-200 Granville Street, Vancouver, British Columbia.

2. I am a graduate of Queen's University, Ontario, Canada with a Bachelor of Science (Hons.) degree in Geology in 2009, and a graduate of Simon Fraser University, British Columbia, Canada with a Master of Science degree in Earth Science in 2012.

3. I am a Professional Geologist registered in good standing with the Association of Professional Engineers and Geoscientists of the Province of British Columbia.

4. I am one of the authors of the assessment report 2019 Geological, Geochemical, and Drilling Report on the Max Project, prepared for Thompson Creek Metals Company Inc.

5. I have been a consulting geologist since 2016 and have been involved in mineral exploration for gold, copper, silver, lead, and zinc in Canada since 2007.

6. I was directly involved with the managing and execution of the exploration program at the Max Property May-June 2019.

Dated at Vancouver, British Columbia, this 9th day of October, 2019.

Alexander B. Nielsen, M.Sc., P.Geo. 46846

PROFESSIONAL
PROVINCE OF
A. B. NIELSEN
46846
BRITISH COLUMBIA
GEOSCIENTIST

EQUITY

Appendix K: Maps


2019 Outcrop Sample Assay
Outcrop Sample ID
Cu (ppm)
Au (ppb)
Mo (ppm)
Contour Line
Streams
Lakes/Ponds
Wetlands
250 0 250 500m
A00348455 11.000 0.400
A00348456 55.700 0.300
A00348454 59.800 1.200
A00348463 95.300 1.000 1.600
A00348465 12.400 5.000 0.200
A00348464 159.600 13.000 0.200
A00348477 165.300 1.000 0.300
A00348466 122.100 2.000 1.000
A00348453 178.000 1.000 0.100
A00348474 83.500 8.000 0.900
A00348480 71.500 7.000 0.600
A00348479 32.700 3.000 0.200
A00348478 184.000 2.000 0.400
A00348458 83.900 2.000 4.100
A00348459 32.900 1.000 0.700
A00348460 71.100 2.000 6.600
A00348490 35.600 10.000 2.400
A00348457 138.100 2.000 1.000
A00348488 35.300 1.000 2.300
A00348489 191.300 2.000 1.200
A00348491 47.200 1.000 4.700
A00348487 187.900 1.000 0.500
A00348486 1112.700 2.000 1.000
A00348461 139.200 1.000 0.400
A00348462 114.700 1.000 0.400
A00348468 129.300 2.000 1.000
A00348469 137.800 1.000 1.600
A00348492 152.800 4.000 1.400
A00348470 45.300 2.000 1.400
A00348495 62.200 1.000 1.100
A00348451 69.800 1.000 1.100
A00348452 43.800 1.000 1.200
A00348485 631.600 10.000 1.700
A00348473 13.700 5.000 1.400
A00348471 65.500 1.000 1.400
A00348472 77.100 10.000 1.700


Max19-017
Max19-020
Max19-019
Max19-015
Max19-014
Max19-018
Max19-011
Max19-006
Max19-010
Max19-021
Max19-008
Max19-007
Max19-016
Max19-005
Max19-009
Max19-012
Max19-003
Max19-022
Max19-004
Max19-013
Max19-002
Max19-001
250 0 250 500m
2019 Outcrop Sample Assay
2019 RC Drill Hole
Contour Line
Streams
Lakes/Ponds
Wetlands

Appendix L: Statement of Expenditures

STATEMENT OF EXPENDITURES
Max Project
March 01, 2019 – October 31, 2019

PROFESSIONAL FEES AND WAGES:				
Project Geologist				
	62.79 days @	$750/day	$47,092.50	
Project Manager				
	8.76 days @	$625/day	$5,475.00	
Geologist				
	30.69 days @	$600/day	$18,414.00	
Assistant Geologist				
	26.38 days @	$450/day	$11871.00	
First Aid Attendant				
	24.00 days @	$400/day	$9,600.00	
Exploration Assistant				
	13.00 days @	$400/day	$5,200.00	
Senior Sampler				
	10.00 days @	$350/day	$3,500.00	
GIS				
	33.00 hours @	$75/hour	$2,475.00	
Logistics				
	7.00 hours @	$75/hour	$525.00	$ 102,159.00
EQUIPMENT RENTALS:				
Field Computer				
	22.00 days @	$40/day	$880.00	
First Aid Equipment (Level III)				
	22.00 days @	$30/day	$660.00	
Micromine				
	33.00 hours @	$50/hour	$1,150.00	$ 2,690.00
ASSAYING AND GEOCHEMICAL:				
Chemical Analyses			$12,283.92	$ 12,283.92

EXPENSES:		
Postage	$ 24.80	
Materials and Supplies	$ 4,650.59	
Plot Charges	$ 204.78	
Meals	$ 367.28	
Accommodation	$ 54,205.04	
Taxis and Airporters	$ 130.16	
Parking	$ 71.43	
Truck Rental	$ 5,721.76	
Automotive Fuel	$ 791.52	
Drilling: Mob/Demob	$ 20,000.00	
Drilling: Materials	$ 39,511.00	
Drilling: Footage	$ 105,262.52	
Helicopter Charters	$ 151,288.32	
Falling/Pad Building	$ 96,500.00	
Bulk Fuel	$ 3,624.59	
Airfare	$ 5,830.49	
Freight	$ 5,463.80	
Surveying (Environmental)	$ 5,547.50	
Storage Rental	$ 37.50	
Internet Charges	$ 262.89	
Radio Rental (Non-Equity)	$ 675.50	
Satellite Phone Rentals	$ 1,312.58	$ 501,444.05
SUB-TOTAL:		$ 620,570.47
PROJECT SUPERVISION CHARGES:		$ 49,645.64
TOTAL:		$ 670,216.11
PST:		$ 256.75

			Tue	Wed	Thu	Fri	Sat	Sun	Mon	Tue	Wed	Thu	Fri	Sat	Sun	Mon	Tue	Wed	Thu	Fri	Sat	Sun	Mon	Tue	Wed	Thu	Fri	Sat
			26-Feb	27-Feb	28-Feb	1-Mar	2-Mar	3-Mar	4-Mar	5-Mar	6-Mar	7-Mar	8-Mar	9-Mar	10-Mar	11-Mar	12-Mar	13-Mar	14-Mar	15-Mar	16-Mar	17-Mar	18-Mar	19-Mar	20-Mar	21-Mar	22-Mar	23-Mar
Field Personnel (days)																												
Daniel Lui	Senior Project Geologist	2.06																										
Oscar Nielsen	Project Geologist	23.00																										
Steve Bultitude	Geologist	23.00																										
Derek Saxton	Assistant Geologist	23.00																										
Cale Halpenny	Exploration Assistant	13.00																										
Reece Hett	First Aid Attendant	24.00																										
Catherine George	Senior Sampler	10.00																										
Total		118.06																										
Office Support Staff (hours)																												
Bahram Bahrami	GIS Geologist	31.00																										
Eleanor Black	Senior Geologist	1.50																										
Harry Parker	Warehouse	4.00																										
Margot Kupper	Expediting Prince George	3.00																										
Total		39.50																										
Office Support Staff (days)																												
Dan Lui	Senior Project Geologist	1.06							0.13										0.13									
Oscar Nielsen	Project Geologist	35.88	0.38		0.13													0.25		0.25					0.13		0.38	
Matthias Lindhuber	Project Geologist	0.13																										
Brian Hegarty	Senior Project Manager	0.50																										
Kate Snelling	Project Manager	8.25																										
Ron Voordouw	Director Geoscience	0.63																										
Steve Bultitude	Geologist	6.25																										
John Bligh	Geologist	1.38																										
Total		54.06																										

Sun	Mon	Tue	Wed	Thu	Fri	Sat	Sun	Mon	Tue	Wed	Thu	Fri	Sat	Sun	Mon	Tue	Wed	Thu	Fri	Sat	Sun	Mon	Tue	Wed	Thu	Fri	Sat	Sun	Mon	Tue	Wed	Thu
24-Mar	25-Mar	26-Mar	27-Mar	28-Mar	29-Mar	30-Mar	31-Mar	1-Apr	2-Apr	3-Apr	4-Apr	5-Apr	6-Apr	7-Apr	8-Apr	9-Apr	10-Apr	11-Apr	12-Apr	13-Apr	14-Apr	15-Apr	16-Apr	17-Apr	18-Apr	19-Apr	20-Apr	21-Apr	22-Apr	23-Apr	24-Apr	25-Apr
				0.06						0.06														0.06								
	0.38		0.75	0.50															0.50		0.25					1.00			0.50	0.50	0.63	0.50
				0.13																												
									0.13	0.13					0.13	0.13																
										0.13	0.13						0.25	0.13	0.25			0.13		0.13	0.13				0.38		0.25	0.13

Fri	Sat	Sun	Mon	Tue	Wed	Thu	Fri	Sat	Sun	Mon	Tue	Wed	Thu	Fri	Sat	Sun	Mon	Tue	Wed	Thu	Fri	Sat	Sun	Mon	Tue	Wed	Thu	Fri	Sat
26-Apr	27-Apr	28-Apr	29-Apr	30-Apr	1-May	2-May	3-May	4-May	5-May	6-May	7-May	8-May	9-May	10-May	11-May	12-May	13-May	14-May	15-May	16-May	17-May	18-May	19-May	20-May	21-May	22-May	23-May	24-May	25-May
																										0.94	1.00	0.13	
																		1.00	1.00	1.00	1.00	1.00	1.00	1.00	1.00	1.00	1.00	1.00	1.00
																		1.00	1.00	1.00	1.00	1.00	1.00	1.00	1.00	1.00	1.00	1.00	1.00
																		1.00	1.00	1.00	1.00	1.00	1.00	1.00	1.00	1.00	1.00	1.00	1.00
																												1.00	1.00
																	0.50	1.00	1.00	1.00	1.00	1.00	1.00	1.00	1.00	1.00	1.00	1.00	1.00
																		1.00	1.00	1.00	1.00	1.00	1.00	1.00	1.00	1.00	1.00		
												0.50	1.00				1.50												
										0.50									1.00										
													2.00	2.00															
																						2.00							
				0.06																									
0.63			0.75	0.75	0.75	0.63	0.75			0.25	0.75	0.75	0.50	0.50			0.63												
0.13					0.13	0.13	0.25					0.25	0.25	0.13				0.13	0.13	0.13					0.13		0.13	0.13	
												0.50																	

Sun	Mon	Tue	Wed	Thu	Fri	Sat	Sun	Mon	Tue	Wed	Thu	Fri	Sat	Sun	Mon	Tue	Wed	Thu	Fri	Sat	Sun	Mon	Tue	Wed	Thu	Fri	Sat	Sun	Mon	Tue
26-May	27-May	28-May	29-May	30-May	31-May	1-Jun	2-Jun	3-Jun	4-Jun	5-Jun	6-Jun	7-Jun	8-Jun	9-Jun	10-Jun	11-Jun	12-Jun	13-Jun	14-Jun	15-Jun	16-Jun	17-Jun	18-Jun	19-Jun	20-Jun	21-Jun	22-Jun	23-Jun	24-Jun	25-Jun
1.00	1.00	1.00	1.00	1.00	1.00	1.00	1.00	1.00	1.00	1.00																				
1.00	1.00	1.00	1.00	1.00	1.00	1.00	1.00	1.00	1.00	1.00																				
1.00	1.00	1.00	1.00	1.00	1.00	1.00	1.00	1.00	1.00	1.00																				
1.00	1.00	1.00	1.00	1.00	1.00	1.00	1.00	1.00	1.00	1.00																				
1.00	1.00	1.00	1.00	1.00	1.00	1.00	1.00	1.00	1.00	1.00	0.50																			
											1.00																			
			0.06							0.06												0.13				0.25				0.06
											0.75	0.63										0.50	0.50	0.50	0.50	0.75			0.25	0.63
	0.13	0.13	0.13	0.13	0.13			0.13	0.13	0.13	0.13	0.13			0.13			0.13				0.13		0.25						
																	0.75					0.88	0.88	0.63	0.75	0.88			0.88	
																							0.25	0.13						

Wed	Thu	Fri	Sat	Sun	Mon	Tue	Wed	Thu	Fri	Sat	Sun	Mon	Tue	Wed	Thu	Fri	Sat	Sun	Mon	Tue	Wed	Thu	Fri	Sat	Sun	Mon	Tue	Wed	Thu	Fri	Sat	Sun	Mon	Tue	Wed
26-Jun	27-Jun	28-Jun	29-Jun	30-Jun	1-Jul	2-Jul	3-Jul	4-Jul	5-Jul	6-Jul	7-Jul	8-Jul	9-Jul	10-Jul	11-Jul	12-Jul	13-Jul	14-Jul	15-Jul	16-Jul	17-Jul	18-Jul	19-Jul	20-Jul	21-Jul	22-Jul	23-Jul	24-Jul	25-Jul	26-Jul	27-Jul	28-Jul	29-Jul	30-Jul	31-Jul
	5.00	8.00																																	
0.50	0.38	0.75				0.13	0.25	0.25	0.13			0.50	0.75	0.13		0.50																			0.63
									0.13					0.13	0.13								0.13					0.25	0.25	0.13					
												0.13																							
													0.25	0.25	0.25																				

Thu	Fri	Sat	Sun	Mon	Tue	Wed	Thu	Fri	Sat	Sun	Mon	Tue	Wed	Thu	Fri	Sat	Sun	Mon	Tue	Wed	Thu	Fri	Sat	Sun	Mon	Tue	Wed	Thu	Fri	Sat
1-Aug	2-Aug	3-Aug	4-Aug	5-Aug	6-Aug	7-Aug	8-Aug	9-Aug	10-Aug	11-Aug	12-Aug	13-Aug	14-Aug	15-Aug	16-Aug	17-Aug	18-Aug	19-Aug	20-Aug	21-Aug	22-Aug	23-Aug	24-Aug	25-Aug	26-Aug	27-Aug	28-Aug	29-Aug	30-Aug	31-Aug
	0.50													0.75	0.50			0.63		0.38	0.63	0.50		0.13	0.25	0.75				
	0.25																													
																					0.13	0.13								

Sun	Mon	Tue	Wed	Thu	Fri	Sat	Sun	Mon	Tue	Wed	Thu	Fri	Sat	Sun	Mon	Tue	Wed	Thu	Fri	Sat	Sun	Mon	Tue	Wed	Thu	Fri	Sat	Sun	Mon	Tue	Wed
1-Sep	2-Sep	3-Sep	4-Sep	5-Sep	6-Sep	7-Sep	8-Sep	9-Sep	10-Sep	11-Sep	12-Sep	13-Sep	14-Sep	15-Sep	16-Sep	17-Sep	18-Sep	19-Sep	20-Sep	21-Sep	22-Sep	23-Sep	24-Sep	25-Sep	26-Sep	27-Sep	28-Sep	29-Sep	30-Sep	1-Oct	2-Oct
																			4.00			3.00									
				0.50	0.75			0.50		0.38	0.38		0.50	0.50	0.75			1.00													
																	0.38														

Thu	Fri	Sat	Sun	Mon	Tue	Wed	Thu	Fri	Sat	Sun	Mon	Tue	Wed	Thu	Fri	Sat	Sun	Mon	Tue	Wed	Thu	Fri	Sat	Sun	Mon	Tue	Wed	Thu
3-Oct	4-Oct	5-Oct	6-Oct	7-Oct	8-Oct	9-Oct	10-Oct	11-Oct	12-Oct	13-Oct	14-Oct	15-Oct	16-Oct	17-Oct	18-Oct	19-Oct	20-Oct	21-Oct	22-Oct	23-Oct	24-Oct	25-Oct	26-Oct	27-Oct	28-Oct	29-Oct	30-Oct	31-Oct
					8.00																							
						0.75						0.38																
						0.25	0.75																					
												0.25																