

Ministry of Energy, Mines & Petroleum Resources  
Mining & Minerals Division  
BC Geological Survey

Assessment Report  
Title Page and Summary

TYPE OF REPORT [type of survey(s)]: Prospecting; Rock/Soil/Silt Geochemistry;  
Ground Geophysics & Reprocessing of Airborne Geophysics

TOTAL COST: \$44,453.37

AUTHOR(S): Sean Kennedy

SIGNATURE(S): "Sean Kennedy"

NOTICE OF WORK PERMIT NUMBER(S)/DATE(S): \_\_\_\_\_ YEAR OF WORK: 2019

STATEMENT OF WORK - CASH PAYMENTS EVENT NUMBER(S)/DATE(S): 5808741 & 5808746

PROPERTY NAME: Hungry Creek

CLAIM NAME(S) (on which the work was done): 1070031; 1070032; 1070033; 1070429; 1070430; 1070431; 1070432; 1070139; 1070140; 1070138; 1070141; 1070432; 1070435

COMMODITIES SOUGHT: Copper, Cobalt

MINERAL INVENTORY MINFILE NUMBER(S), IF KNOWN: \_\_\_\_\_

MINING DIVISION: Nelson

NTS/BCGS: 082F68,078,079

LATITUDE: \_\_\_\_\_ ° \_\_\_\_\_ ' \_\_\_\_\_ " LONGITUDE: \_\_\_\_\_ ° \_\_\_\_\_ ' \_\_\_\_\_ " (at centre of work)

OWNER(S): UTM Zone: 11 Easting: 538000 Northing: 5506000

1) DLP RESOURCES INC.

2) \_\_\_\_\_

MAILING ADDRESS:

#201 - 135 - 10th Ave. S., Cranbrook, BC V1C 2N1

OPERATOR(S) [who paid for the work]:

1) Same as above

2) \_\_\_\_\_

MAILING ADDRESS:

PROPERTY GEOLOGY KEYWORDS (lithology, age, stratigraphy, structure, alteration, mineralization, size and attitude):

Aldridge Fm, Creston Fm, Kitchener Fm; Copper-cobalt bearing pyrite rich float boulders; NNE shear zones with boxworks after pyrite; quartz eye porphyry dykes; shallow dipping quartz veins with galena.

REFERENCES TO PREVIOUS ASSESSMENT WORK AND ASSESSMENT REPORT NUMBERS: \_\_\_\_\_

| TYPE OF WORK IN THIS REPORT                            | EXTENT OF WORK (IN METRIC UNITS)                | ON WHICH CLAIMS   | PROJECT COSTS APPORTIONED (incl. support) |
|--|---|---|---|
| <b>GEOLOGICAL (scale, area)</b>                        |   |   |   |
| Ground, mapping  |   |   |   |
| Photo interpretation                                   |   |   |   |
| <b>GEOPHYSICAL (line-kilometres)</b>                   |   |   |   |
| Ground   |   |   |   |
| Magnetic   | 4.6 km Mag/VLF EM                               | 1070140; 1070033; 1070031; 1070032  | \$ 3,967.47                               |
| Electromagnetic  |   |   |   |
| Induced Polarization                                   |   |   |   |
| Radiometric  |   |   |   |
| Seismic  |   |   |   |
| Other  | Processing/Interpretation - Salt Spring Imaging | 1070140; 1070033; 1070031; 1070032  | \$ 4,080.00                               |
| Airborne   |   |   |   |
| <b>GEOCHEMICAL (number of samples analysed for...)</b> |   |   |   |
| Soil   | 65 Samples                                      | 1070140; 1070033; 1070031; 1070032  | \$ 1,792.93                               |
| Silt   | 6 Samples                                       | 1070432; 1070140  | \$ 195.30                                 |
| Rock   | 46 Samples                                      | 1070140; 1070033; 1070031; 1070032; 107432; 1070435; 1070138; 1070430; 1070139; 1070429                             | \$ 2,339.45                               |
| Other  |   |   |   |
| <b>DRILLING (total metres; number of holes, size)</b>  |   |   |   |
| Core   |   |   |   |
| Non-core   |   |   |   |
| <b>RELATED TECHNICAL</b>                               |   |   |   |
| Sampling/assaying                                      | Labourer  |   | \$ 1,140.00                               |
| Petrographic   |   |   |   |
| Mineralographic  |   |   |   |
| Metallurgic  |   |   |   |
| PROSPECTING (scale, area)                              | 1:10,000 8X3 km                                 | 1070140; 1070033; 1070031; 1070032; 1070429; 1070430; 1070431; 1070432; 1070139; 1070138; 1070141; 1070432; 1070435 | \$10,900.00                               |
| <b>PREPARATORY / PHYSICAL</b>                          |   |   |   |
| Line/grid (kilometres)                                 |   |   |   |
| Topographic/Photogrammetric (scale, area)              |   |   |   |
| Legal surveys (scale, area)                            |   |   |   |
| Road, local access (kilometres)/trail                  |   |   |   |
| Trench (metres)  |   |   |   |
| OTHER COSTS:   | Helicopter                                      |   | \$ 15,974.22                              |
|  | Report Writing                                  |   | \$ 1,075.00                               |
|  | Maps  |   | \$ 1,079.00                               |
| Other  | Geological Consultant                           |   | \$ 2,000.00                               |
| <b>TOTAL COST:</b>                                     |   |   | <b>\$44,543.37</b>                        |

REPORT ON PROSPECTING, ROCK, SOIL, SILT GEOCHEMISTRY, GROUND  
GEOPHYSICS, AND REPROCESSING OF AIRBORNE GEOPHYSICS

HUNGRY CREEK PROPERTY

HUNGRY CREEK AREA,  
SOUTHEAST BC

MAPSHEETS 082F068, 078, 079

NELSON MINING DIVISION

UTM NAD 83 ZONE 11  
538000E 5506000N

OWNER: DLP RESOURCES INC.

#201 – 135 – 10th Ave. S.,  
Cranbrook, BC V1C 2N1  
Phone: 250-426-7808

REPORT WRITTEN BY S. KENNEDY, PROSPECTOR

SEPTEMBER, 2020

## TABLE OF CONTENTS

|   | PAGE # |
|---|--------|
| SUMMARY   | 3      |
| LOCATION AND ACCESS   | 3      |
| PHYSIOGRAPHY  | 3      |
| HISTORY   | 3      |
| PROPERTY GEOLOGY  | 4      |
| 2019 PROGRAM  | 6      |
| PROSPECTING   | 6      |
| ROCK GEOCHEMISTRY   | 7      |
| SOIL GEOCHEMISTRY   | 8      |
| SILT GEOCHEMISTRY   | 8      |
| GROUND GEOPHYSICS   | 8      |
| REPROCESSING OF AIRBORNE GEOPHYSICS   | 8      |
| CONCLUSIONS AND RECOMMENDATIONS   | 8      |
| STATEMENT OF COSTS  | 10     |
| STATEMENT OF QUALIFICATIONS   | 11     |
| TABLES  |        |
| Table 1. Mineral title details  | 3      |
| LIST OF ILLUSTRATIONS   |        |
| Figure 1. Claim map   | 4      |
| Figure 2. Property geology  | 5      |
| APPENDIX  |        |
| <b>Processing and Analyses of Ground-Based VLF-EM and Data, Hungry Creek,</b>   |        |
| Southeastern British Columbia   |        |
| Frederick A. Cook, Ph. D., P. Geo.  |        |
| <b>Processing and Interpretation of Airborne Geophysical Data in the Hungry Creek Area, Southeastern British Columbia</b> |        |
| <b>Frederick A. Cook</b>  |        |
| Salt Spring Imaging, Ltd.   |        |
| 128 Trincomali Heights  |        |
| Salt Spring Island, BC V8K1M8   |        |
| Rock Sample Locations and descriptions  |        |
| Soil Sample Locations   |        |
| Silt Sample Locations   |        |
| Rock Sample Assay Certificates  |        |
| Soil Sample Assay Certificates  |        |
| Silt Sample Assay Certificates  |        |
| Rock Geochemistry Maps  |        |
| Soil Geochemistry Maps  |        |
| Silt Geochemistry Maps  |        |
| Prospecting Map   |        |

## SUMMARY

This report details a program of prospecting, rock, soil, and silt sampling, ground-based geophysics and reprocessing of airborne geophysics (mag/em) conducted on the Hungry Creek property in southeastern BC in 2019. The program was targeting sediment hosted Cu-Co.

## LOCATION AND ACCESS

The property is located 33 km west of Kimberley in southeastern BC within the Hungry Creek, Redding Creek and West Fork River drainages.

From Kimberley BC access is provided by following Highway 95A south towards Marysville, taking the St Mary River Road (St Mary Lake Road) and proceeding west to the West Fork FSR and travelling approximately 5 km to the property boundary. During the program a substantial amount of the work was completed using helicopter support from Bighorn Helicopters in Cranbrook BC.

## PHYSIOGRAPHY

The property is situated primarily within the Hungry Creek drainage, an east flowing tributary of the St. Mary River. Elevation ranges from around 1300 m to over 2500 m. Hill sides are typically steep and either tree covered or cliffy. Vegetation varies depending on slope direction. North facing slopes tend to be wetter and covered by cedar-hemlock stands at low elevations and spruce at higher elevations. South facing slopes are primarily timbered by mature lodgepole pine with some mixed Douglas fir at lower elevations. Both slopes host numerous thickly vegetated avalanche paths.

## PROPERTY

The property consists of 12 mineral claims covering just over 4300 hectares owned or under option by DLP Resources.

| <u>TENURE NUMBER</u> | <u>CLAIM NAME</u> | <u>GDDT</u> | <u>RNHCTRS</u> | <u>OWNER NAME</u>         |
|----------------------|-------------------|-------------|----------------|---------------------------|
| 1070141              | HUNGRY MINER 6    | 2022 07 15  | 313.5306       | DLP RESOURCES INC.        |
| 1070033              | HUNGRY MINER 2    | 2022 07 15  | 397.0373       | DLP RESOURCES INC.        |
| 1070431              | HUNGRY MINER 9    | 2022 07 15  | 522.2267       | DLP RESOURCES INC.        |
| 1070032              | HUNGRY MINER 1    | 2022 07 15  | 376.0185       | DLP RESOURCES INC.        |
| 1070139              | HUNGRY MINER 4    | 2022 07 15  | 208.8248       | DLP RESOURCES INC.        |
| 1070430              | HUNGRY MINER 8    | 2022 07 15  | 417.6311       | DLP RESOURCES INC.        |
| 1070429              | HUNGRY MINER 7    | 2022 07 15  | 438.3929       | DLP RESOURCES INC.        |
| 1070432              | HUNGRY MINER 10   | 2022 07 15  | 417.932        | DLP RESOURCES INC.        |
| 1070435              | HUNGRY MINER 11   | 2022 07 15  | 313.5369       | DLP RESOURCES INC.        |
| 1070140              | HUNGRY MINER 5    | 2022 07 15  | 334.2881       | DLP RESOURCES INC.        |
| 1070138              | HUNGRY MINER 3    | 2022 07 15  | 522.0702       | DLP RESOURCES INC.        |
| 1070031              | HUNGRY MINER      | 2024 07 15  | 62.6776        | KENNEDY, JONATHAN<br>SEAN |

Table 1. Mineral title details.

## HISTORY

There is no recorded mineral exploration history on the property.

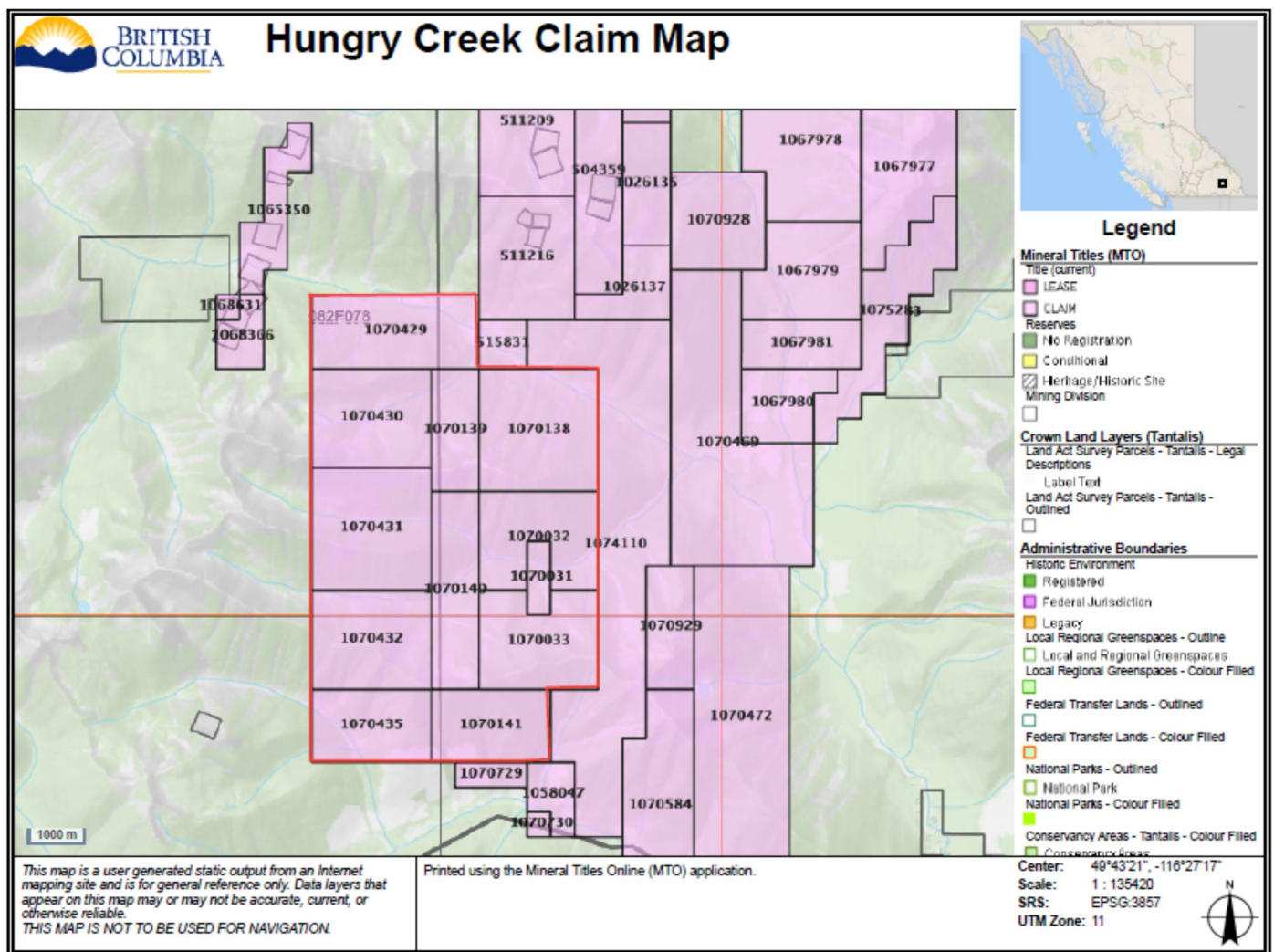


Figure 1 Claim map

## PROPERTY GEOLOGY

The claims are underlain by sedimentary units belonging to the Mesoproterozoic Purcell basin. They include clastic and lesser carbonate rocks with minor mafic sills. The basal unit on the property is the deep water, quartzitic Aldridge Formation which is overlain by shallow water clastic rocks of the Creston Formation which in turn are overlain by platformal Kitchener Formation clastic and carbonate rocks.

The property is along the west limb of the Purcell anticline, a broad northerly plunging fold structure which cores the Purcell basin. Beds generally strike NNE/SSW and dip moderate to steeply west. The property is bracketed to the west by the NNE trending Redding Creek Fault and to the east by the NNE trending Hall Lake Fault.

The area has been intruded by a number of mid-late Cretaceous granitic bodies which seal the major NNE faults.

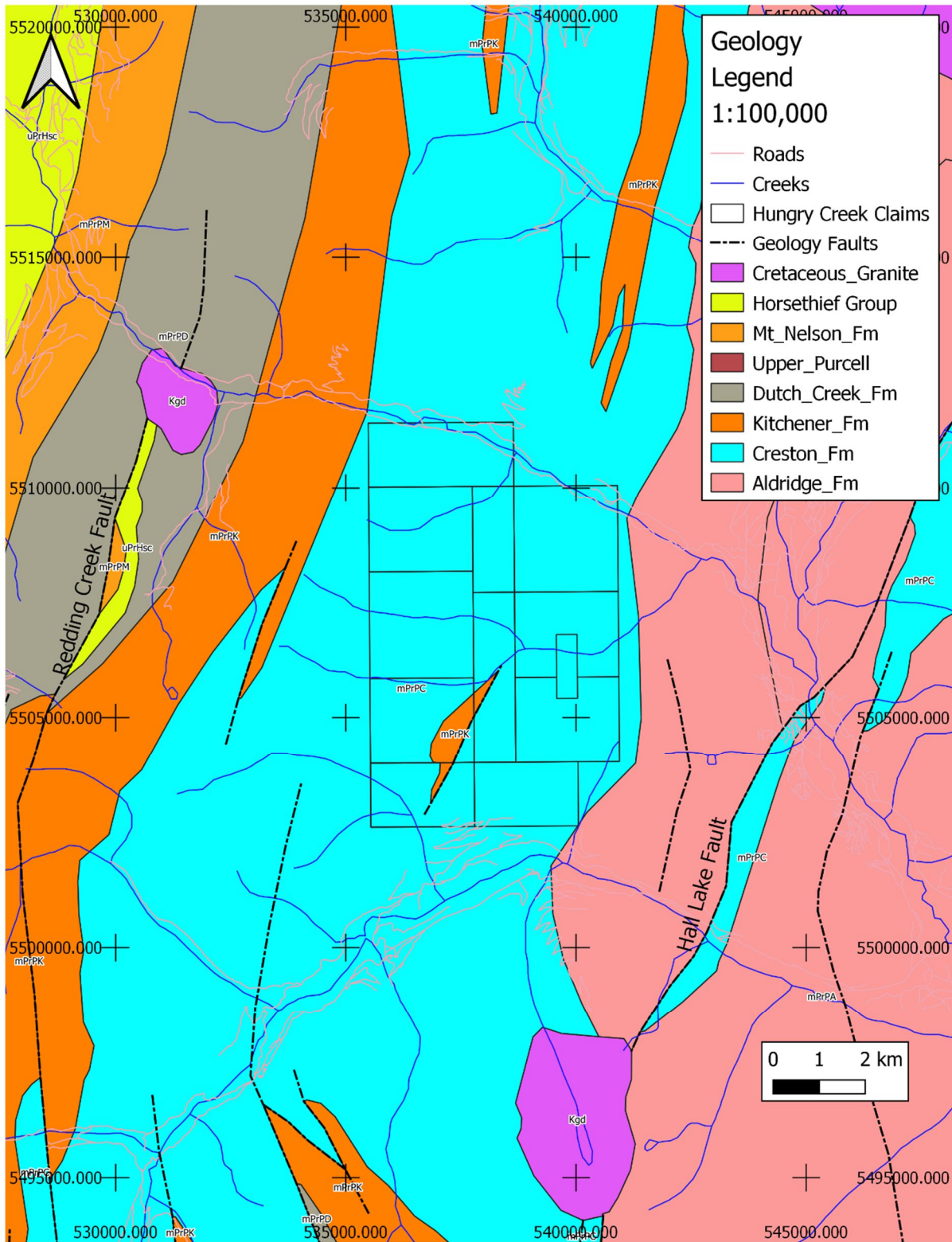


Figure 2 Property geology.

## 2019 PROGRAM

In 2019 a program consisting of prospecting, rock, soil, and silt sampling, ground-based geophysics, and airborne geophysical reprocessing was conducted on the property. The main purpose of the program was to define the source of copper and cobalt bearing semi-massive sulphide boulders discovered in the Hungry Creek valley. Helicopter travel from Cranbrook, BC was utilized during the program.

### PROSPECTING

Prospecting was primarily conducted to locate the bedrock source of semi-massive to massive sulphide (pyrite+/-chalcopyrite) bearing boulders located in Hungry Creek. Prospecting was mainly focused on both slopes of Hungry Creek adjacent to a float boulder cut-off established during the 2019 program. Additional prospecting was conducted above Redding Creek and in Flatrock Creek. A map showing the areas prospected along with notes is included in the Appendix.

Outcrops encountered during the prospecting program consisted chiefly of greyish green, blue, and lavender thin to medium (rarely thick) bedded phyllitic siltite and lessor slaty/schistose quartzites of the Creston Fm. Iron carbonate minerals as well as calcite are locally present to abundant within some of these units as well as disseminated magnetite and ubiquitous sericite +/-chlorite. Shallow water sedimentary structures are apparent in some undeformed outcrops (mudcracks, ripples, cross-beds etc.) but are generally overprinted by foliation related to numerous NNE trending bedding sub-parallel structures. Exposures on the ridge dividing Hungry Creek and the Westfork River as well as between Redding Creek and Hungry Creek included a thick sequence of thickly bedded flat laminated to locally cross bedded fine to medium grained whitish quartzite which closely resembles the Revett Formation quartzites of Montana and Idaho.

On the southwest portion of the prospected area a fault slice of Kitchener Fm is exposed. This unit consists of thin to medium bedded whitish to buff, chalky, calcareous siltite and silty quartzite with some stromatalites. Immediately west of these units is a thick sequence of black phyllitic argillite with some interbeds of thick tabular siltite. A similar unit consisting of black to rusty weathering phyllitic argillite is exposed on the ridge between Hungry Creek and the Westfork River as well as within the Flatrock Creek drainage.

Foliated, generally magnetic, greenstone bodies are abundant on the claim block intruding all the stratigraphic units. They tend to be sill like but also occur as boudinaged strands within bedding sub-parallel structural zones. They range in thickness from 30 centimeters to upwards of 10 meters thick. Locally they are carbonate altered and weather with an orange rind.

The area has been intruded by un-foliated gabbroic breccia to intermediate feldspar porphyry dykes. These units occur in the central portion of the prospected area. They occur in close spatial relationship to un-foliated quartz-eye porphyry to aphanitic felsic dykes. Contacts of both dykes are not well exposed, however they generally trend NNE sub-parallel to bedding. Evidently these dykes are significantly long striking as they occur on either side of Hungry Creek.

Mineralization is generally restricted to numerous NNE trending bedding sub-parallel shear zones which commonly host foliated greenstone dykes. Mineralization within one of these shears, located on the south facing slope above Hungry Creek, immediately east of where Hungry Creek forks, consists predominantly of rusty weathering quartz veins with sericite and boxworks after pyrite as well as

poddy/patchy chalcopyrite. The margins of this vein locally contain 'seams' of crystalline (dodecahedron) limonite up to 10 cm thick. This particular zone is locally boudinaged and contain quartz vein blowouts in excess of eight meters thick with strike lengths locally exceeding 100 meters. This shear zone can be traced from the ridge between Hungry Creek and the Westfork River SSW over 400 meters.

On the north facing slope west of the Hungry Creek fork a fairly extensive area of float, boxwork rich vein material with some pieces over 2 meters was discovered. While these boulders did not contain any primary sulphide analysis from two float grab samples returned elevated values for Au, As, Co, Cu, and Sb (see Rock Geochemistry section).

Numerous narrow quartz boudin veins with poddy limonite and occasional clotty chalcopyrite were found in a number of locations near the ridge between Hungry Creek and Redding Creek.

Mineralization discovered in Flatrock Creek consists of thin discontinuous veinlets/lenses(?) of pyrrhotite and or sphalerite within a thinly bedded phyllitic argillite as well as a narrow boudinaged or folded zone of semi-massive sphalerite-galena-chalcopyrite. The strike length and overall stratigraphic width containing this style of mineralization is undetermined as it only crops out within the creek bed over an undetermined stratigraphic width. However, it does not appear to be localized along a particular horizon, rather it occurs across a broad thickness of stratigraphy. Flatrock Creek also contains numerous float boulders of pyrrhotite +/-chalcopyrite rich quartz veins up to 30 cm.

On the south facing slope above Redding Creek a shallow dipping (nearly flat) quartz vein swarm was discovered which hosts galena and pyrite. The vein swarm locally exceeds 2 meters thick and was traced in bedrock and float upwards of 250 meters along strike. A few other narrow galena-pyrite bearing quartz veins were located during the program.

The aforementioned quartz-eye porphyry dyke was noted to host disseminated arsenopyrite as well as to host thin quartz veins with pyrite-galena+/-arsenopyrite on the south facing slopes above Hungry Creek in both float and in outcrop below the Hungry Creek-Redding Creek ridge.

## ROCK GEOCHEMISTRY

During the program 46 rock samples were collected for analysis. Samples were taken either from float, subcrop, or bedrock sources. Samples were analyzed for a 51 element ICP AES/MS with a 3:1 Aqua Regia digestion using a 0.5-gram sample size by MSA Labs in Langley, BC. In addition to the 51 element ICP fifteen of the rock samples were analyzed with a four-acid digestion ICP AES for As, Cu, Pb. Sample results, locations/description as well as geochem plots are included in the Appendix.

Samples from the sulphide rich float train within Hungry Creek (HSK-02, 03, 07, 13, 14, 15, and HMK-05, 06) returned up to 5% Cu and 3600 ppm Co as well as anomalous gold (350 ppb), silver (25 ppm), As (1100 ppm), Pb (250 ppm), and Zn (168 ppm).

Rock samples from the aforementioned, long lived NNE trending quartz vein shear returned up to 22,000 ppm Cu from two float samples (HSK-28/29).

Rock samples from a float train of boxwork rich vein material on the north-facing slope above the Hungry Creek fork (HMK-08, HSK-16) returned anomalous values for Au (520 ppb), As (1594 ppm), Co (107 ppm), Cu (647 ppm), and Sb (55 ppm).

Rock samples HSK-23/24 from Flatrock Creek returned over 4% Cu, over 1% Pb, and 0.4% Zn as well as anomalous Au (116 ppb), and Ag (20 ppm) from a quartz vein(?) boudin or folded quartzite lense(?). Samples of pyrrhotite and chalcopyrite bearing quartz float in Flatrock Creek (HSK-22) returned 1.8% Cu, 130 ppm Co, 861 ppm Zn, and 30 ppm Ag.

Rock samples collected from a flat dipping quartz vein swarm above Redding Creek (HMK 10-13, HSK 17-19) returned 100 ppm Ag (no over limit), 50 ppb Au, 450 ppm Bi, over 1% Pb, and 60 ppm Sb.

## SOIL GEOCHEMISTRY

65 soil samples were collected from three east west oriented lines on the north and south slopes above Hungry Creek. On the north side of the creek two, 2000-meter-long lines spaced 500 meters apart were completed. On the south side of the creek one 2400-meter-long line was completed. Samples were collected from the 'b' horizon where possible every 100 meters. Soil quality was fairly poor consisting largely of mixed scree and dirt. Samples were analyzed for a 51 element ICP AES/MS with a 3:1 Aqua Regia digestion using a 0.5-gram sample size by MSA Labs in Langley, BC. Soil results and geochemistry plots are included in the Appendix.

Results from the three lines for base and precious metals were generally low and the line spacings were too broad to correlate the few weakly elevated values.

## SILT GEOCHEMISTRY

Five silt samples were collected from the south fork of Hungry Creek west of where the creek forks and one sample was collected from a north flowing tributary of the south fork of Hungry Creek. No samples were collected from the north fork of Hungry Creek due to a lack of silt. Samples were analyzed for a 51 element ICP AES/MS with a 3:1 Aqua Regia digestion using a 0.5-gram sample size by MSA Labs in Langley, BC. Analysis and geochemistry plots are included in the Appendix.

Results from the silt sampling showed low values for base and precious metals.

## GROUND GEOPHYSICS

Two east west lines of ground magnetics/VLF EM were completed along the north and south slopes above Hungry Creek along two of the soil lines. A report detailing the ground geophysics, including interpretation by Salt Spring Imaging is included in the Appendix.

## REPROCESSING OF AIRBORNE GEOPHYSICS

Reprocessing and reinterpretation of a 2011 airborne mag/em survey flown over part of the Hungry Creek property was completed by Salt Spring Imaging. A report detailing this work is included in the Appendix.

## CONCLUSIONS AND RECOMMENDATIONS

A field program consisting of prospecting, rock, soil, and silt sampling and limited ground-based geophysics was completed over portions of the Hungry Creek property in summer 2019. Reprocessing of a 2011 airborne mag/em survey flown over part of the property was also completed. The program was chiefly concerned with identifying a source for semi-massive to massive sulphide (pyrite+/- chalcopyrite) float boulders located within the Hungry Creek stream bed. No definitive source for the float boulders was discovered. However, numerous NNE trending bedding sub-parallel shears were

located which had appreciable amounts of weathered sulphide boxworks and locally contained patchy chalcopyrite in at least one of the shears. Prospecting also identified a number of un-foliated intrusive dykes including a series of felsic quartz eye porphyrys. These dykes appear to trend NNE sub-parallel to both the stratigraphy and the mineralized shear zones. It appears likely that the dykes and shears occupy parallel structures subordinate to the major Hall Lake and Redding Creek faults.

Prospecting in Flatrock Creek identified a broad thickness of geochemically anomalous (Cu-Pb-Zn-Ag) stratigraphy including a narrow zone of semi-massive Cu-Pb-Zn which may have been within a boudin or deformed quartzite lens.

Additional work is warranted to try to determine the bedrock source of the pyrite+/-chalcopyrite boulders as analysis from the 2019 program returned values up to 5% Cu and over 3600 ppm Co with anomalous Au and Ag. As the boulders are strongly conductive a ground based geophysical electromagnetic survey in conjunction with additional soil sampling may be useful in identifying a bedrock source upslope of the float boulder cut off on both the north and south slopes of Hungry Creek. Additional prospecting in the Flatrock Creek area is warranted to try to extend the mineralized showings discovered in 2019.

## STATEMENT OF COSTS

| Statement of Expenditures                                  |                   |            |                 |  |
|--|-------------------|------------|-----------------|--|
| HUNGRY CREEK   |                   |            |                 |  |
| GEOPHYSICS & PROSPECTING & SAMPLING PROGRAM                |                   |            |                 |  |
| August 1 to Dec 31/19                                      |                   |            |                 |  |
| August 2 to August 16, 2019                                |                   |            |                 |  |
| Description  | Period            | Subtotal   | Amount          |  |
| <b>PROSPECTING</b>   |                   |            |                 |  |
| S.Kennedy - Aug/19 2 days @ \$400 + 1 day vehicle @ 150.00 | Aug 5&16/19       |            | \$950.00        |  |
| M.Kennedy - Aug/19 2 days @ \$400                          | Aug 5&16/19       |            | \$800.00        |  |
| <b>TRANSPORTATION - Helicopter</b>                         |                   |            |                 |  |
| Bighorn #1697 1.5 hrs @ \$2025/hr & Fuel                   | Aug 16/19         |            | \$3,577.62      |  |
| <b>MAPS &amp; REPRODUCTIONS</b>                            |                   |            |                 |  |
|  | Aug/2019          |            | \$115.00        |  |
| <b>Report Writing</b>                                      |                   |            | <u>\$225.00</u> |  |
| <b>August 18 to December 31/19</b>                         |                   |            |                 |  |
| Description  | Period            | Subtotal   | Amount          |  |
| <b>GEOPHYSICAL CONTRACTORS</b>                             |                   |            |                 |  |
| BA Belton - Mag & VLF - #2019-07                           | Sept/2019         |            | \$3,967.47      |  |
| Salt Spring Imaging - Data Processing DLP-01               | Oct/2019          | \$1,680.00 |                 |  |
| Salt Spring Imaging - Data Processing DLP-02               | Nov&Dec/19        | \$2,400.00 | \$4,080.00      |  |
| <b>GEOLOGICAL CONTRACTOR</b>                               |                   |            |                 |  |
| High Grade Geological 4 d @ \$500/d                        | Aug - Nov/19      |            | \$2,000.00      |  |
| Planning & Interpretation                                  |                   |            |                 |  |
| <b>PROSPECTING</b>   |                   |            |                 |  |
| S.Kennedy - Aug/19 4.5 days @ \$400                        | Aug19,20,27,29&31 | \$1,800.00 |                 |  |
| S.Kennedy - Vehicle 2.5 days @ \$150                       | Aug27,29&31       | \$375.00   |                 |  |
| M.Kennedy - Aug/19 2 days @ \$400                          | Aug19&20          | \$800.00   |                 |  |

|   |                 |            |            |
|---|-----------------|------------|------------|
| M.Kennedy - Vehicle 2 days @<br>\$150   | Aug19&20        | \$300.00   |            |
| T. Kennedy - Aug/19 2 days @<br>\$400   | Aug27&29        | \$800.00   |            |
| S.Kennedy - Sept/19 4.5 Days @<br>\$400 | Sep2,3,10,11&12 | \$1,800.00 |            |
| S.Kennedy - Vehicle 4.5 days @<br>\$150 | Sep2,3,10,11&12 | \$675.00   |            |
| M.Kennedy - Sept/19 1 days @<br>\$400   | Sep2            | \$400.00   |            |
| T. Kennedy - Sept/19 4 days @<br>\$400  | Sep 10,11,12&17 | \$1,600.00 |            |
| S.Kennedy - Dec/19 1.5 Days @<br>\$400  | Dec 5+9         | \$600.00   | \$9,150.00 |

**LABOURER**

|   |           |  |            |
|---|-----------|--|------------|
| I.Crombach - Sampling &<br>Geophysics<br>4 days @ \$285/day | Sept/2019 |  | \$1,140.00 |
|---|-----------|--|------------|

**TRANSPORTATION - Helicopter**

|   |                        |            |             |
|---|------------------------|------------|-------------|
| Bighorn #1711 3.0 hrs @<br>\$1215/hr & Fuel | Aug 27&29/19           | \$4,375.35 |             |
| Bighorn #1742 5.5hrs @<br>\$1215/hr & Fuel  | Sept<br>17,19,20&21/19 | \$8,021.48 | \$12,396.83 |

**ASSAYS**

|   |         |            |            |
|---|---------|------------|------------|
| MSA Labs TOTAL = 46 Rocks<br>samples including reruns<br>\$50.86/sample |         |            | \$2,339.45 |
| MSA Labs - 6 silts  | Nov5/19 | \$195.30   |            |
| MSA Labs - 65 soils   | Dec4/19 | \$1,792.93 |            |
| TOTAL - 71 Soil samples @<br>\$28/sample                                |         |            | \$1,988.00 |

**MAPS & REPRODUCTIONS**

|                       |  |  |          |
|-----------------------|--|--|----------|
|                       |  |  | \$964.00 |
| <b>Report Writing</b> |  |  | \$850.00 |
| 2 days @ \$425        |  |  |          |

**STATEMENT OF EXPLORATION &  
DEVELOPMENT # 5808741  
& 5808746 =**

\$44,543.37

## STATEMENT OF QUALIFICATIONS

I, Sean Kennedy, certify that:

1. I am an independent consulting prospector residing at 107 6<sup>th</sup> Ave, Kimberley, BC.
2. I have been actively prospecting and mapping throughout BC, Nevada, and Mexico for the past 17 years
3. I have been employed as a professional prospector by junior mineral exploration companies.
4. I have been employed as a field mapper by junior mineral exploration companies.
5. I have supervised and managed various levels of exploration programs.
6. I own and maintain mineral claims in BC.

**Processing and Analyses of Ground-Based VLF-EM and  
Data, Hungry Creek,  
Southeastern British Columbia**

Frederick A. Cook, Ph. D., P. Geo.

Salt Spring Imaging, Ltd.  
128 Trincomali Heights  
Salt Spring Island, BC V8K1M8

October, 2019

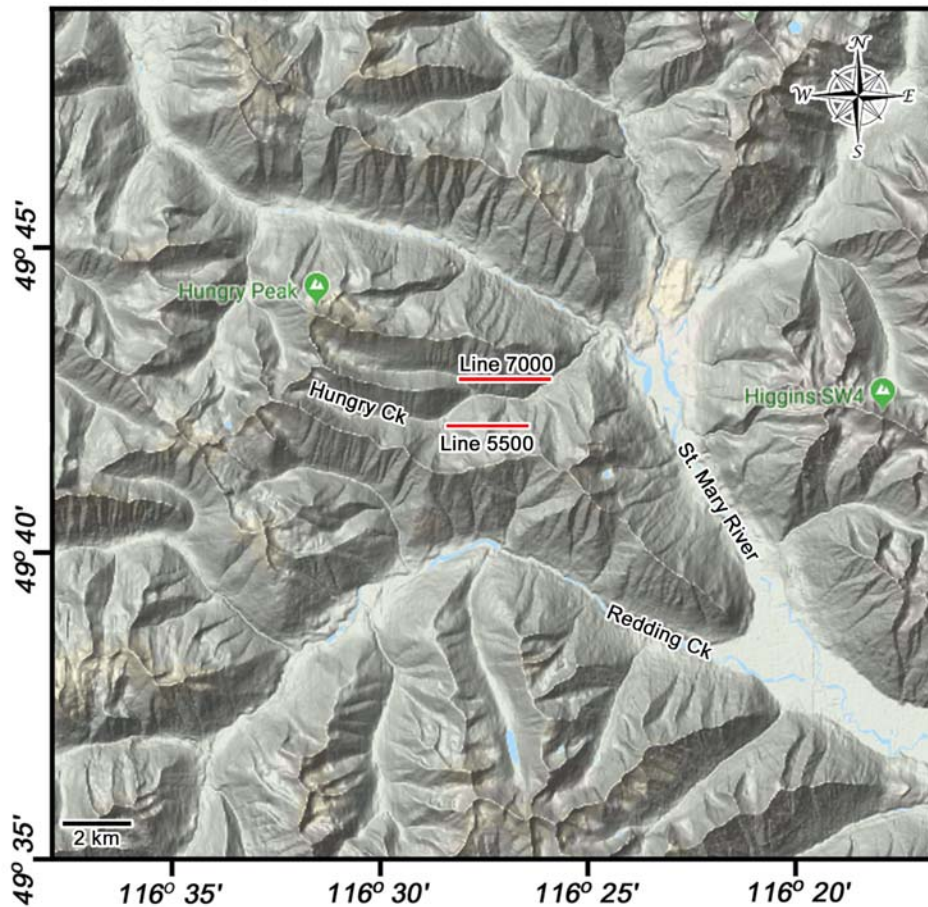
Report for: DLP Resources, Inc.

## Introduction

### Executive Summary

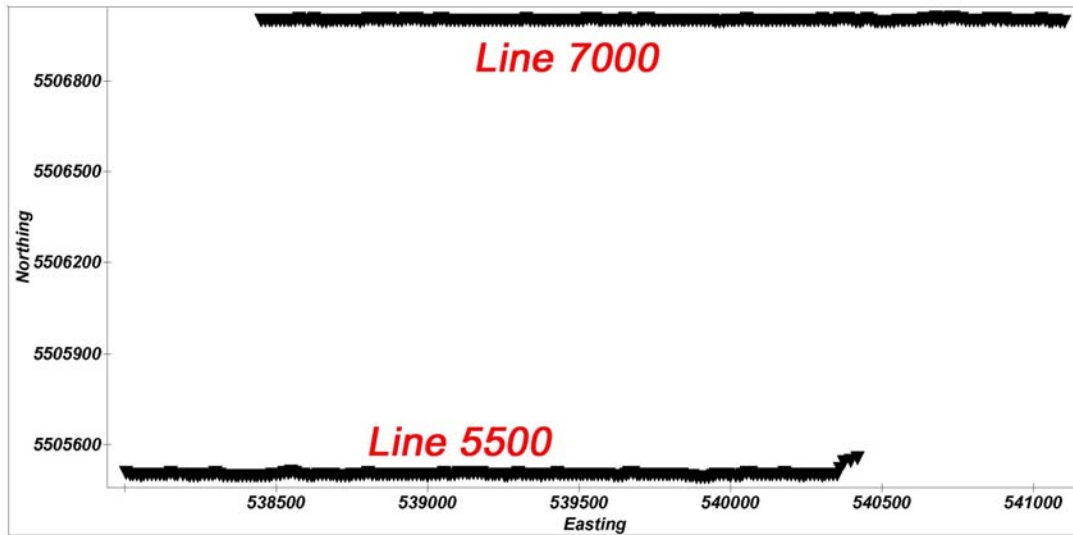
The purpose of this report is to describe the results of processing and analyses of Two reconnaissance ground-based VLF-EM profiles along Hungry Creek in the St. Mary Lake area of southeastern British Columbia. The data were recorded along to parallel east-west lines in an effort to test whether electrically conductive zones could be mapped in the shallow subsurface and whether the results can help to target zones for concentrations of metals. The VLF data were processed with filtering techniques followed by 2D inversions. The magnetic data were not processed at this time.

### *Topography*



**Figure 1.** Topographic shaded relief map of the area near Hungry Creek with the two VLF lines shown (Line 7000 and Line 5500).

## Hungry Creek VLF



**Figure 2.** Detailed map of the two VLF lines along Hungry Creek.

## Data

The data were recorded using a Gem Systems GMS-19 Overhauser magnetometer/VLF instrument along two east-west lines (Figures 1 and 2). VLF measurements were made at 12.5m intervals and GPS readings were taken every 25m. The total line length is 5.050 km. Because the data were recorded east-west (or west-east), the UTM northing values are virtually unchanged (within a few meters) along each line. The line numbers were thus assigned using the last four digits of the UTM northing. Hence, the line along  $UTM_n = 5507000$  is given the number '7000' and the line along  $UTM_n = 5505500$  is given the number '5500' (Figure 2).

Magnetic data were also acquired at each station. However, as these data were focused on the electrical properties, no advanced processing has been applied to these data at this time. VLF-EM data were recorded at each station with signals from three distant transmitters; Seattle, Washington (NLK, 24800 Hz), LaMoure, North Dakota (NML, 25200 Hz) and Cutler, Maine (NAA, 24000 Hz) and Lualualei, Hawaii (NPM, 21400 Hz). For this project, the data from NLK (24800 Hz), NML (25200 Hz) and NAA (24000 Hz) were used for inversions.

Following data acquisition, the GPS readings were converted to UTM coordinates (NAD83, Zone 11N) and the 12.5m station locations were interpolated between the 25m GPS readings; the result is shown in Figure 2.

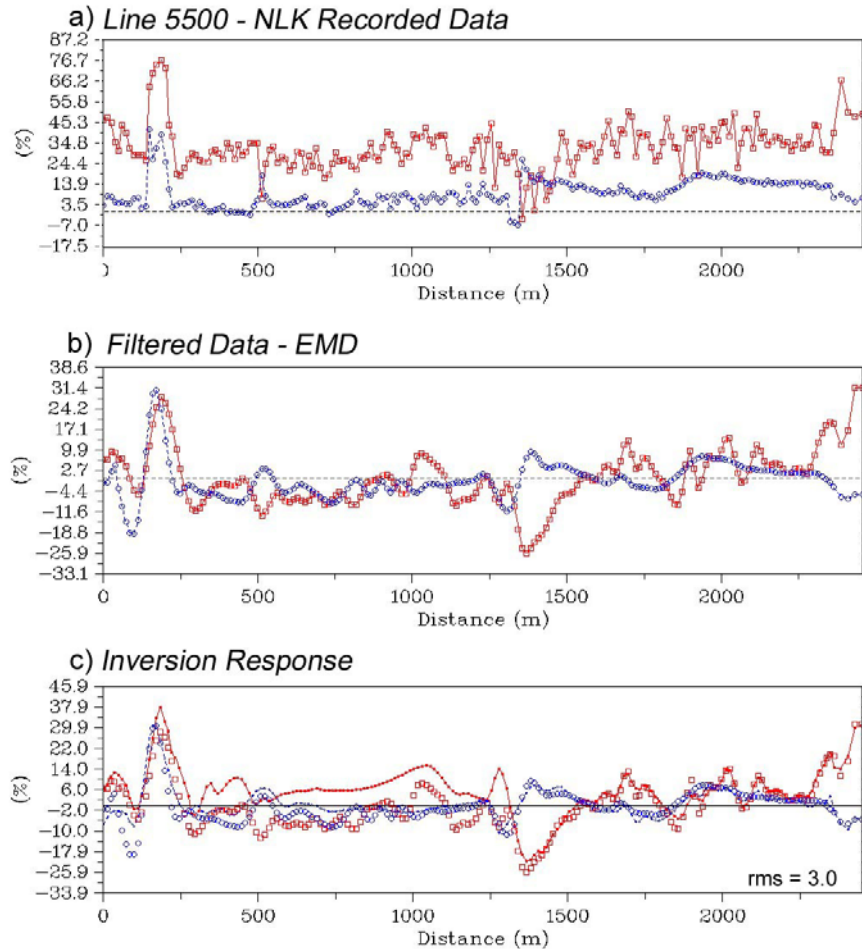
## Data Processing

### Filtering

Filtering is accomplished on a line by line basis. Generally the data are high quality such that the lines require minimal filtering to smooth the data curves. However, segments of these lines were recorded on different days so that the measured values were offset sometimes from one day to the next. This was accommodated by first filtering the long wavelength ‘residual’ in the Empirical Mode Decomposition filtering on each line segment and then combining the segments.

An example of the application of the EMD technique is illustrated with NLK data from line 5500 as shown in Figure 3. Figure 3a shows the recorded data from Line 5500 (NLK transmitter) and Figure 3b shows the same data after application of an Empirical Mode Decomposition (EMD) filter.

Figure 3c shows the filtered results from Figure 3b in dots with the line curves calculated for in-phase (red) and quadrature (blue) values of the inversion result shown in Figure 4. Note that although the inversion adequately approximated the curve shapes, some of the short wavelength features are not well delineated. Such short wavelength features in the signal are likely either noise (‘chatter’) or surface variations from station to station.



**Figure 3.** Recorded data (a) showing the real (in-phase) signal in red and the quadrature (out-of-phase) in blue; b) Filtered data in (a) using EMD; (c) filtered results from (b) shown by the dots with the calculated results of the inversion procedure. The inversion produced an RMS misfit of 3.0%.

## Observations/Results - VLF

### VLF Inversions

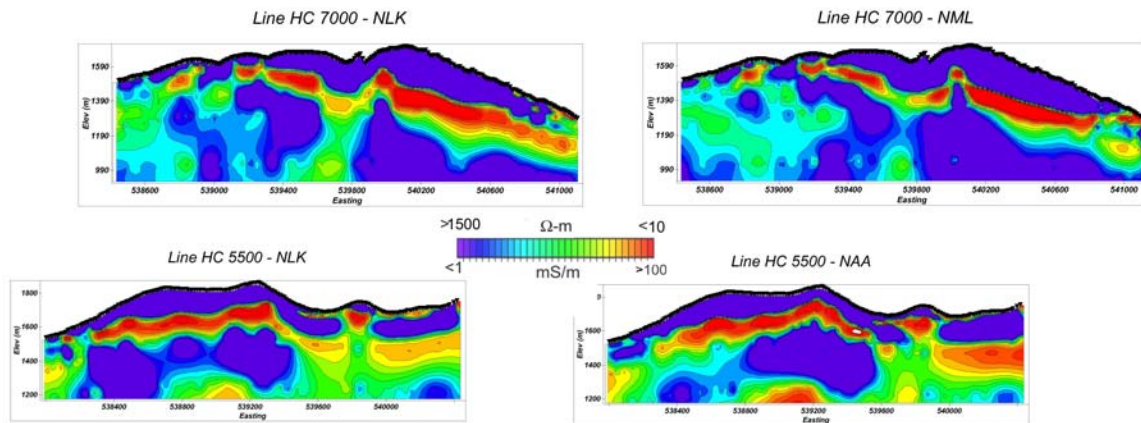
Inversions of the VLF lines were made using software provided by EMTomo based upon the original research by Monteiro-Santos et al (2006). Prior to applying the inversion procedure, it was necessary to establish the polarity of the recorded signal. According the Gem Systems manual (Gem Systems, 2008), data recorded west to east are considered normal polarity, whereas data recorded east to west need to be reversed prior to inversion. In this program, both lines were recorded west to east, so the signal polarity for incorporation into the inversion procedure was left unchanged.

Inversions were carried out to about 500m depth. VLF signals are usually considered to be useful to only a few 10's of metres depth. However, in this area, the

quartzite lithology of the Aldridge Formation typically have a very high ‘background’ resistivity of thousands to tens of thousands Ohm-m. This means that the signal can indeed penetrate to greater depths than is often found with VLF. All of the inversions were undertaken with a starting (background) resistivity of 1000 Ohm-m. For 1000 Ohm-m and the frequencies of 24000 – 25000 Hz, the ‘skin depth’ (depth at which the signal drops to 1/e of the surface signal) is about 100m. Thus, for higher values of background resistivity, the skin depth would be even greater.

All of the inversions are shown in Figure 4 and are enlarged in the Appendix. There are two key features that are significant in moving forward to interpretation. First, for each line, the inversion results are nearly identical between the different transmitters. In other words, the result for Line 7000 (NLK) is nearly identical to the result for line 7000 (NML) and results for Line 5500 (NLK) are nearly identical to the result from Line 5500 (NAA). This observation provides strong confidence that the filtering procedure worked well.

The second observation is that there are strong similarities between the results for each line. In other words the result for Line 7000 NLK are similar to the result from Line 5500 (NLK). Clearly there are some differences in geometry of the inverted signal between line 5500 and Line 7000, but both lines display a prominent conductive zone at 100-200m depth that appears to mimic the topography in its shape. The source of the apparent conductor(s) is unknown at this time. The few bed attitudes in this area that are shown on the Geological Survey of Canada map compilation (Brown et al. 2011) are steeply dipping (60-70°) to the west. The apparent conductor(s) shown on Figure 4 are all subhorizontal to gently dipping (0 to 15°) either to the east or the west.



**Figure 4.** Inversions for the two lines (7000 and 5500) and for each transmitter, Seattle, (NLK), Lamoure, North Dakota (NML) and Cutler Maine (NAA). Note that there is a strong similarity for inversions along the same line but for different transmitters as well as between the lines.

## **Summary and Conclusions**

Inversions of two reconnaissance east-west VLF lines display prominent (apparent) conductors within 100-200m of the surface. The conductor(s) appear to mimic the topography in places and have very gentle dips (0 to 10°), both to the east and to the west. These gentle dips appear to contrast with 60-70° bed attitudes shown on the geology map.

## **References**

Brown, D. L., Macleod, R. F. and Wagner, C. L., 2011. Geology, St. Mary lake, British Columbia, Geological Survey of Canada open file 6308, scale 1:50000.

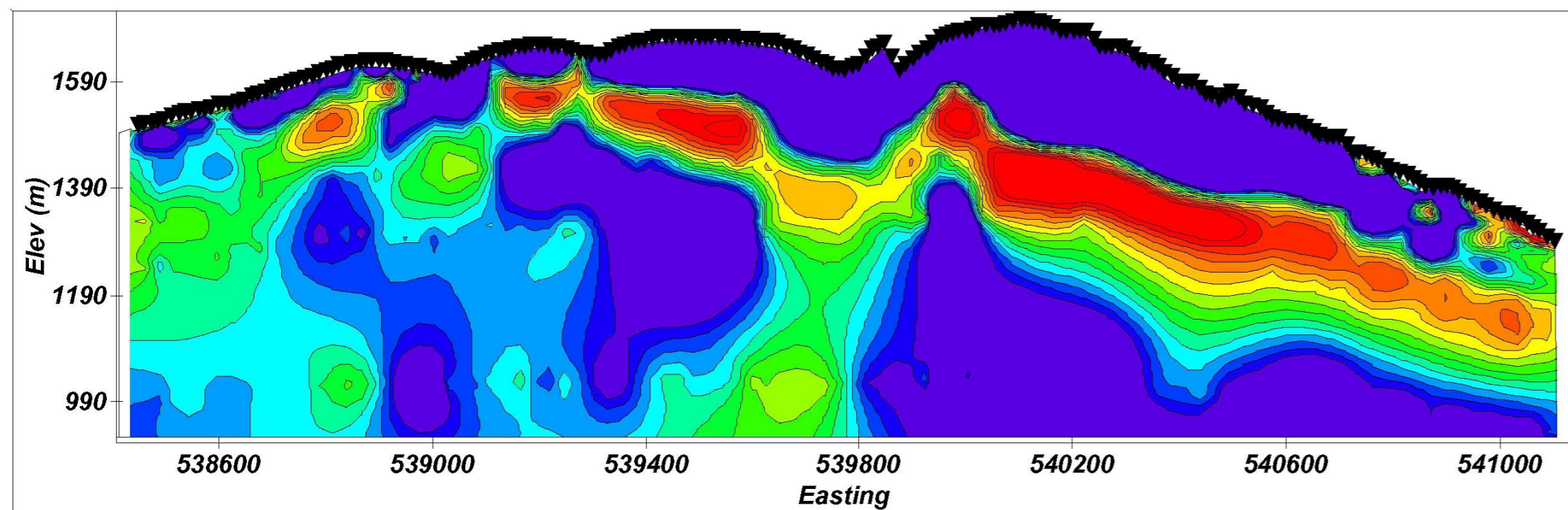
Gem Systems, Inc. 2008. GSM-19 Instruction Manual, 149pp.

Monteiro Santos, F.A., Mateus, A. Figueiras, J., and Gonçalves, M. A. 2006. Mapping groundwater contamination around a landfill facility using the VLF-EM method – a case study. *Journal of Applied Geophysics*, 60, 115-125.

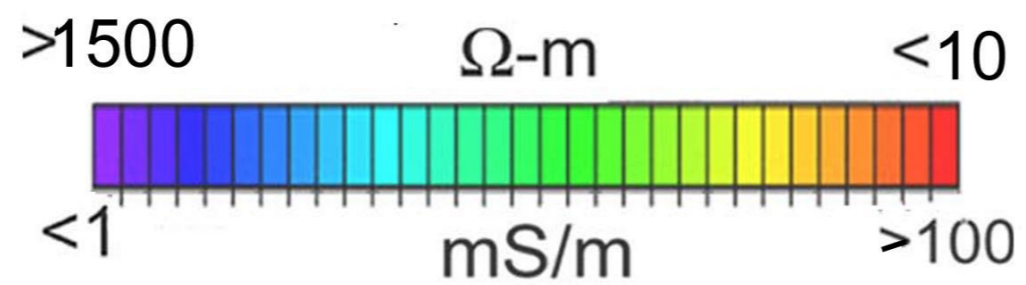
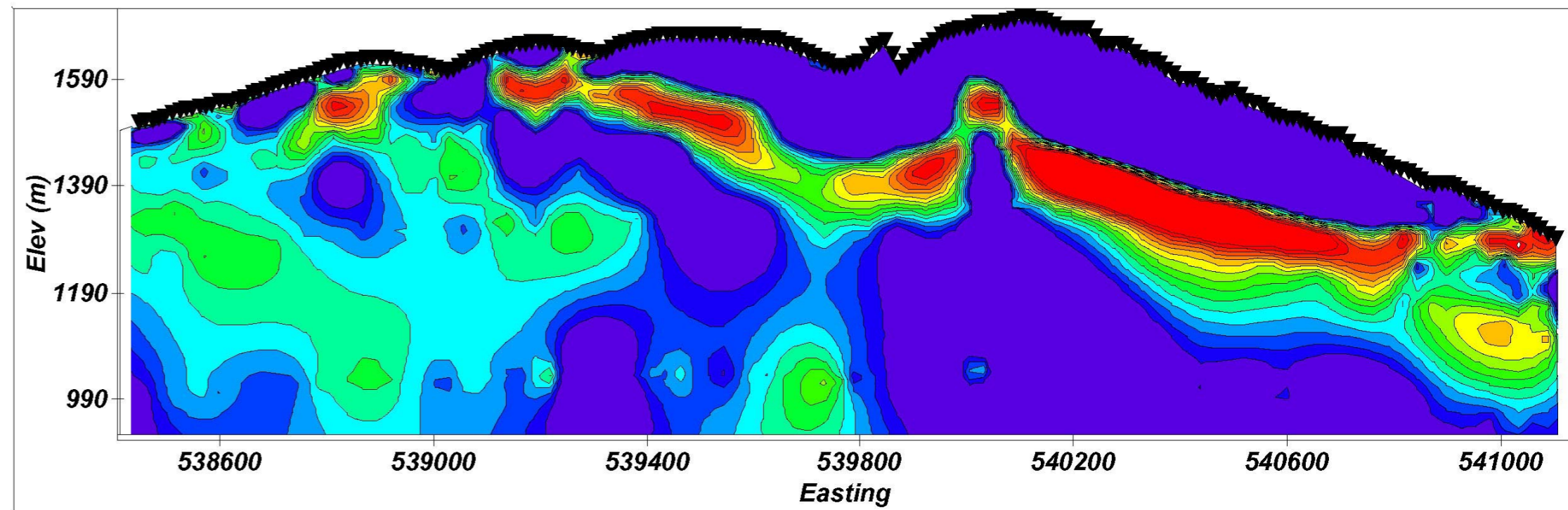
## **Appendix 1. Inversions**

**Scale: 1:10,000**

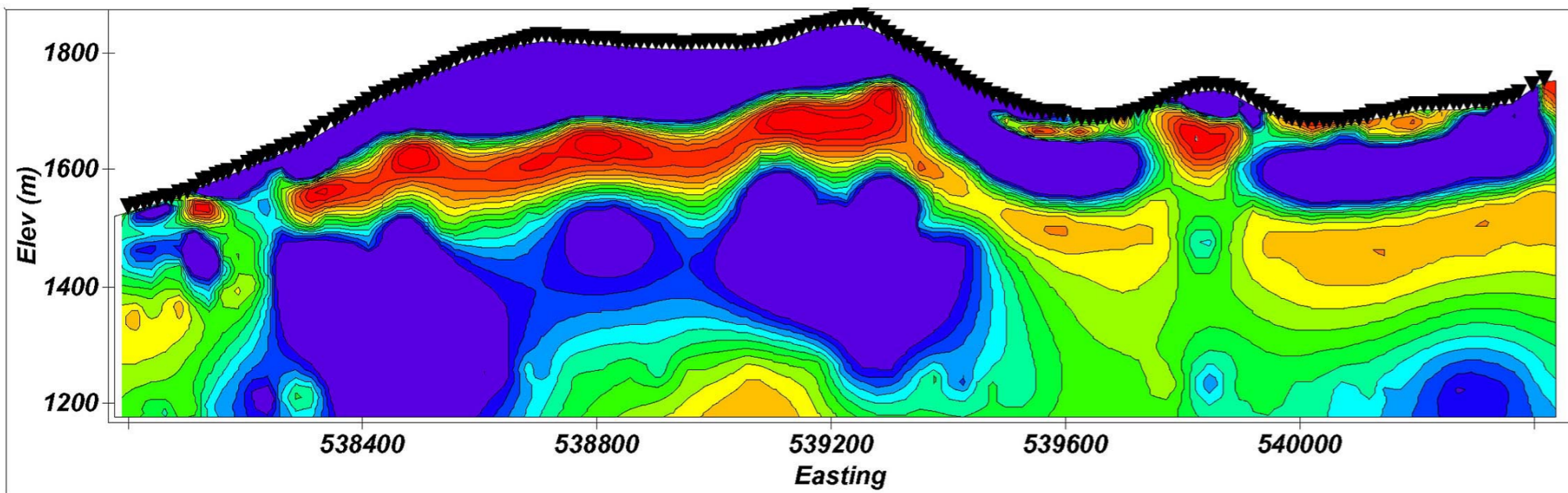
Line HC 7000 - NLK



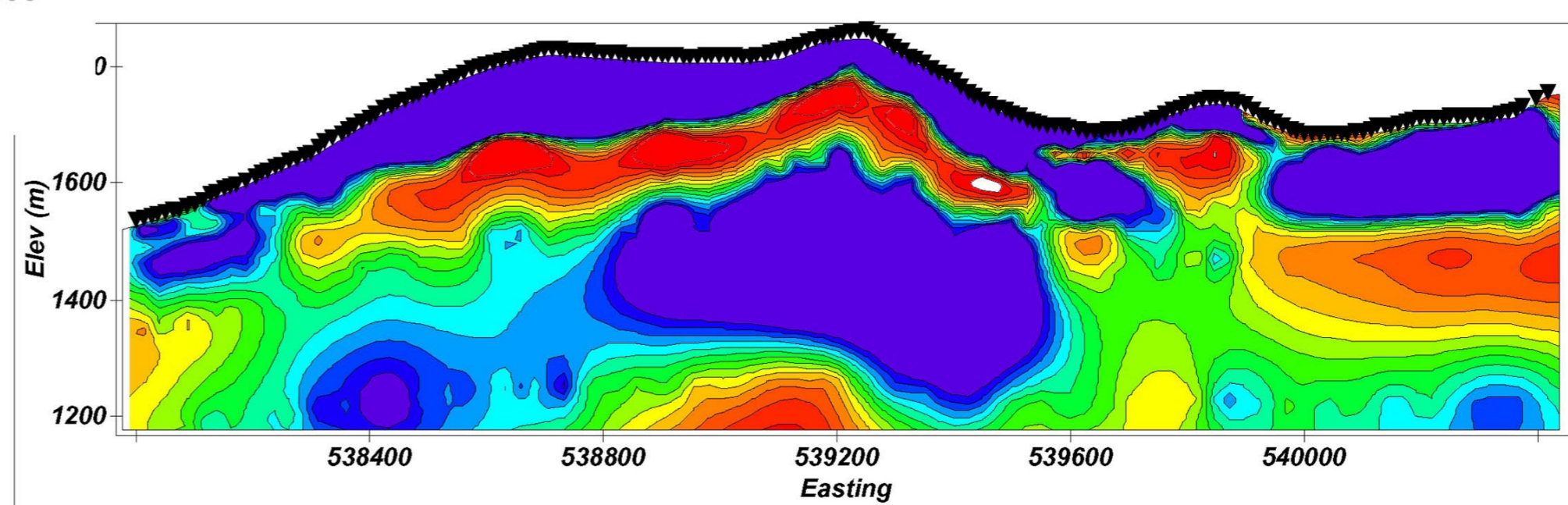
Line HC 7000 - NML



Line HC 5500 - NLK



Line HC 5500 - NAA



**Processing and Interpretation of Airborne Geophysical Data in the  
Hungry Creek Area, Southeastern British Columbia**

**Frederick A. Cook**

Salt Spring Imaging, Ltd.  
128 Trincomali Heights  
Salt Spring Island, BC V8K1M8

## **1.0 Executive Summary**

Processing and Interpretation of airborne magnetic and EM data from the Hungry Creek area west of Kimberley, BC lead to the interpretation that the Hungry Creek area may be the location of a northwest-southeast oriented structure (e.g., fault, fold hinge) that produces a bend in the magnetic anomalies. At about the same location, 2019 soil samples indicate elevated Pb and, possibly, Zn. Also in the same area, both VLF and VTEM results indicate anomalously high electrical conductivity in the shallow subsurface. All of these anomalous features (structure, soils, conductivity) are situated at the location where large boulders with massive sulphide have been found in Hungry Creek.

## **2.0 Introduction**

### ***2.1 General***

The purpose of this document is to describe the data processing and analysis of airborne geophysical data (Magnetics and VTEM), and to integrate the results with ground-based VLF-EM data, with recent soil geochemistry along three lines, and with the regional geology. The area is of interest due to surface showings of massive sulphides in float boulders as well as numerous veins. Because the origin of these sulphides is not understood it is hoped that the geophysical data may help to find the source.

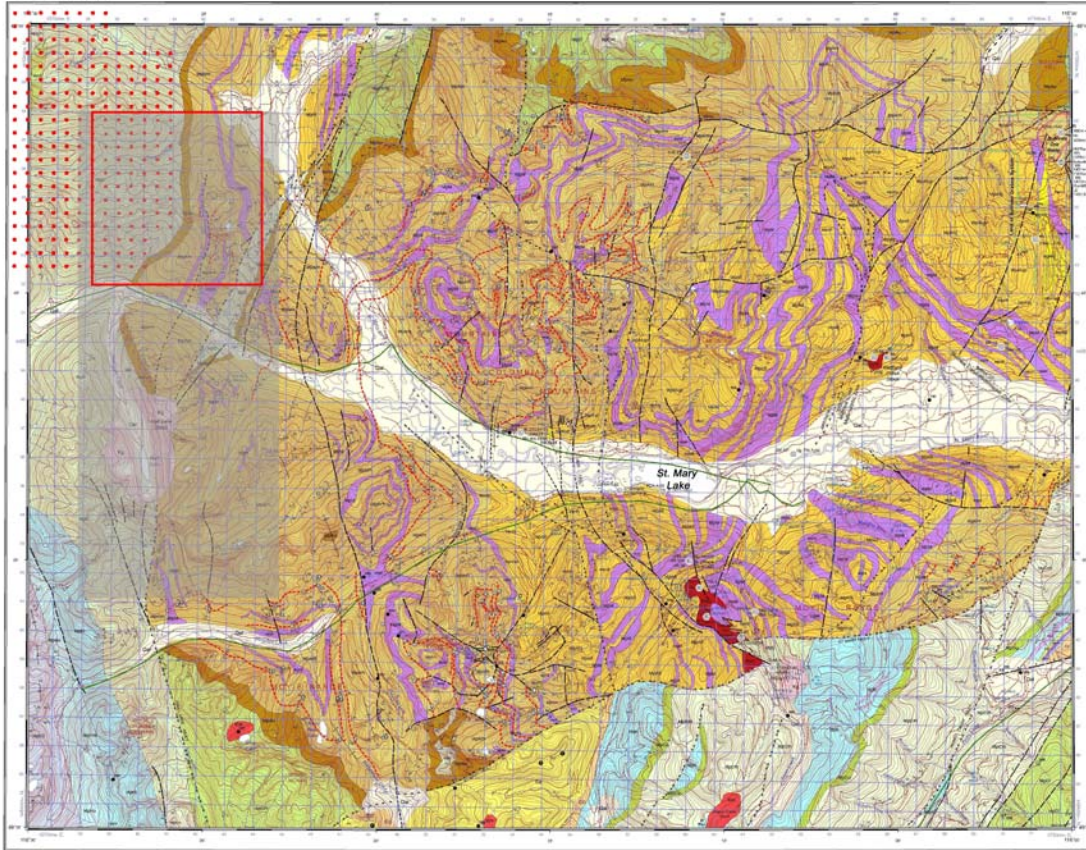
### ***2.2 Location and Regional Geology***

The Hungry Creek area is located approximately 15-20 km west of St. Mary lake and about 40-45 km west of Kimberley, BC along the St. Mary river road (Figure 1). The oldest rocks ex-posed in the area are Meso-Proterozoic strata of the Middle Aldridge Formation. These include regionally extensive and stratigraphically correlatable mafic sills (Moyie sills) that have an age of about 1468 Ma (Anderson and Davis, 1995). At this location they are in the immediate hangingwall of the Hall Lake thrust fault and include part of the Middle Aldridge and upper Aldridge strata. Aldridge strata are in turn overlain by the Creston Formation (Figure 1) which covers the western half of the area in this study (red rectangle in Figure 1).

All of these metasedimentary rocks are part of the Purcell Supergroup strata that were deposited into a deep basin that was at, or very close to, the western edge of the craton. Although the total thickness of strata in the basin is not known, interpretations of seismic reflection profiles have led to the conclusion that the total thickness exceeded 15 km. The Purcell basin was punctuated by high order sub-basins that are the focus of exploration efforts, as sedimentary exhalative (SedEx) base-metal deposits such as the Sullivan deposit near Kimberley, BC are typically found in such sub-basins.

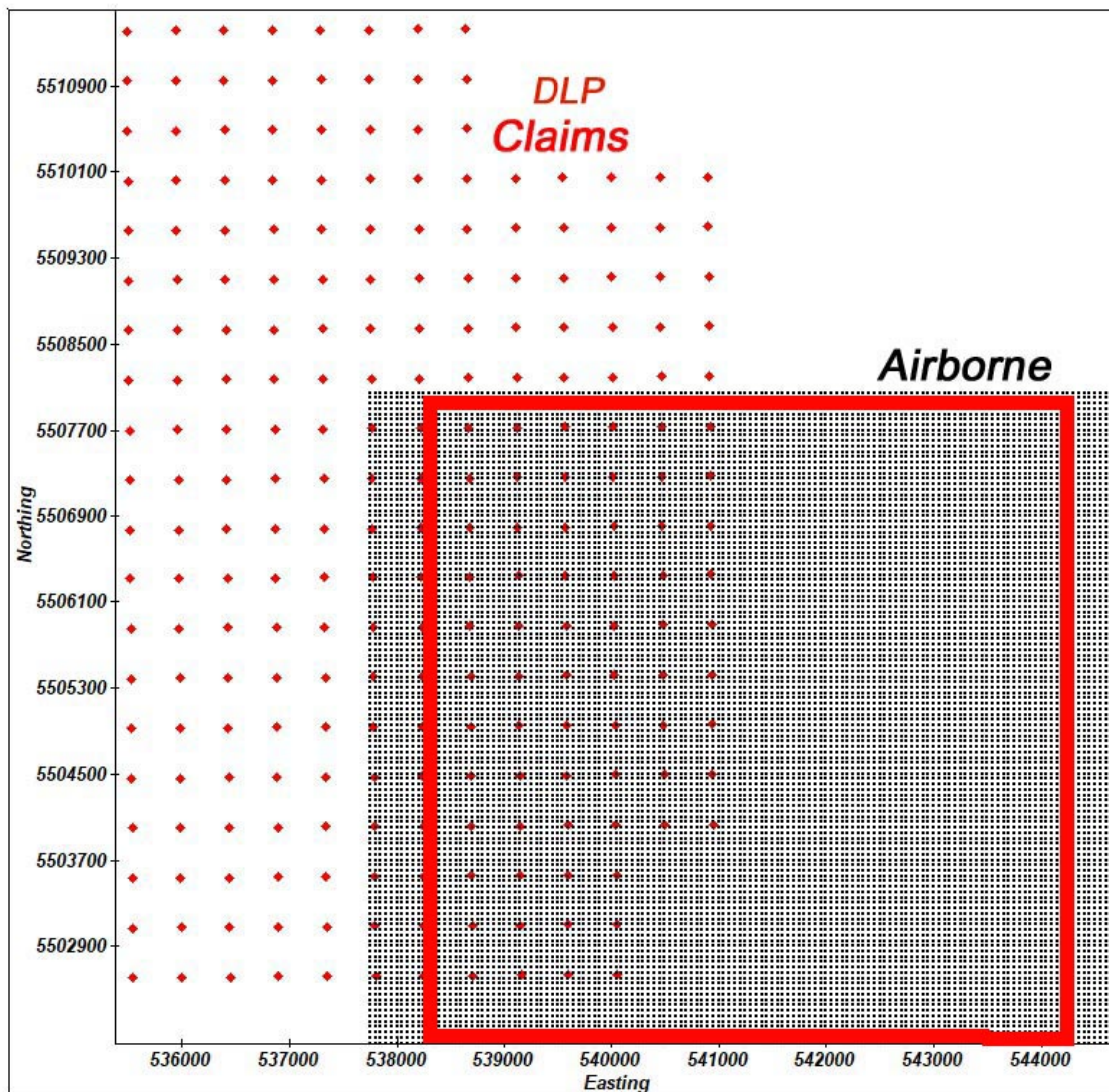
In the Hungry Creek area, the strata dominantly strike north and dip moderately to steeply ( $\sim 60^\circ$ ) westward (Figure 1). The discovery of numerous large float boulders in Hungry creek raises the possibility that a significant concentration of base metals may be in the vicinity. A primary objective of analysing the airborne geophysical data is to seek such concentrations. However, the airborne survey was recorded over a much larger area than just the vicinity of Hungry Creek. Thus, the first step after acquiring the data is to reduce the area of analysis to the area of the claims. This procedure is summarized in Figure 2. In the map in Figure 2, the claim corners are indicated by the red dots, the area of the airborne survey is in gray shading and the area used for analysis is shown by the red outline.

**Geology**



**Figure 1.** Geologic map of the area west of Kimberley along the St. Mary River. The red dots in the northwest part of the map are the claim corners for the DLP claims near Hungry Creek. The gray area is the area of the airborne survey (Geotech, 2011) and the red outline is the area where the data have been analysed for this study.

*DLP: Hungry Creek Claims*



**Figure 2.** Enlargement of the area in the vicinity of the DLP Hungry Creek claims (red dots), the northern portion of the airborne survey (black dots) and the area of this study (red outline). The red outline does not extend to the east and west edges of the airborne survey in order to minimize edge effects in the magnetic data.

## **3.0 Data**

### ***3.1 General***

The airborne geophysical data were recorded in 2011 by Geotech, Ltd. and include both aeromagnetic data and airborne EM (VTEM) data. The data were recorded in a series of east-west lines spaced at 200m. No tie lines were recorded (Geotech, 2011). Data were gridded at 50m grid spacing; these are the data used here for analysis. In addition to the airborne survey, there have been a number of surface samples, two VLF-EM lines recorded in 2019 and three B-horizon soil lines run in 2019 (Figure 3).

### ***3.2 Magnetic Data***

Reduction of magnetic data usually includes removing short-term diurnal variations in the magnetic field, calculation and removal of the long-wavelength regional Earth's field (International Geomagnetic Reference Field or World Magnetic Model). For these data, Geotech established a stationary base station to record the diurnal variations which were subsequently removed from the magnetic signal.

In regional Earth's field was not removed from the magnetic signal either at the time of recording or in the subsequent processing by Geotech. In order to approximate the earth's regional field, a central point was chosen and the International Geomagnetic Reference field (IGRF) was calculated for that point for the early part of the survey. The calculated single value of 55928.1 nT was then removed from each reading. The resultant matrix of grid points was then reduced to the North Pole in order to remove the dependence of the magnetic data on variations in orientation of the regional (Earth's) magnetic field. Figures 4a and 4b show the data after reduction to the pole. The reduced-to-pole data are used as input to subsequent processing.

### ***3.3 Data Processing***

Following reduction to the pole, the magnetic data could be analysed for different features. Analysis of magnetic anomaly data can be subdivided into two categories: 1) individual magnetic anomalies and 2) structure. There are two magnetic anomalies that appear to be significant enough on the reduced-to-pole (RTP) map (Figures 4a and 4b), one in the far southeast of the map and two in the far northwest. The strong anomaly in

the southeast is not on the DLP claims, so is not analysed further here. It is near outcrops of magnetite layers and may be associated with them.

The magnetic anomalies in the northwest are at the edge of the map and appear to be geometrically associated with Creston formation strata. These could be analysed further, but are probably related to magnetite concentrations within the Creston.

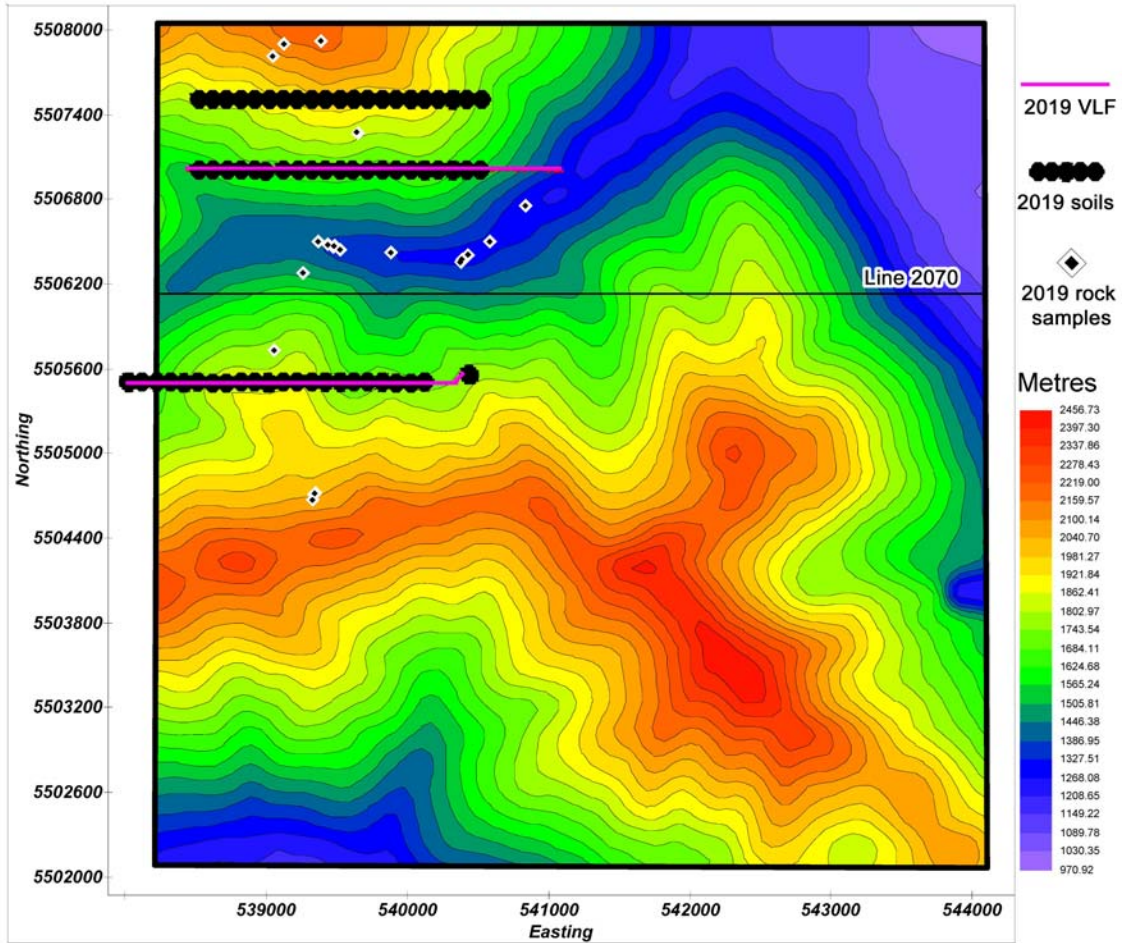
As a result, the magnetic data in this area may be best suited to analyse for structure. There are a number of techniques that can assist in delineating (magnetic) structure. Following the initial data processing (e.g., diurnal removal, IGRF removal, reduction to the pole), the tilt angle (Miller and Singh, 1994) is commonly used to approximate the positions of magnetic sources.

Because the tilt angle is a gradient-based analysis, it tends to equalize amplitudes. Thus, for two signals on the RTP magnetic data, one of which is low amplitude and one that is high amplitude will have very similar amplitudes following application of the tilt angle. This is also true for noise; amplitudes of background noise will also be enhanced. As a result, the data are commonly smoothed slightly to minimize the effects of background noise. In this case, the data were upward continued 50m (one grid interval) prior to application of the tilt angle (Figures 5a and 5b).

The tilt angle maps (Figures 5a and 5b) appear to be similar to the reduce-to-pole maps in Figure 4. However, there are a number of small anomalies (e.g., at 541600, 5506200) that are barely visible in Figure 4, but show prominently in Figure 5. This is an example of the amplitude equalization discussed above.

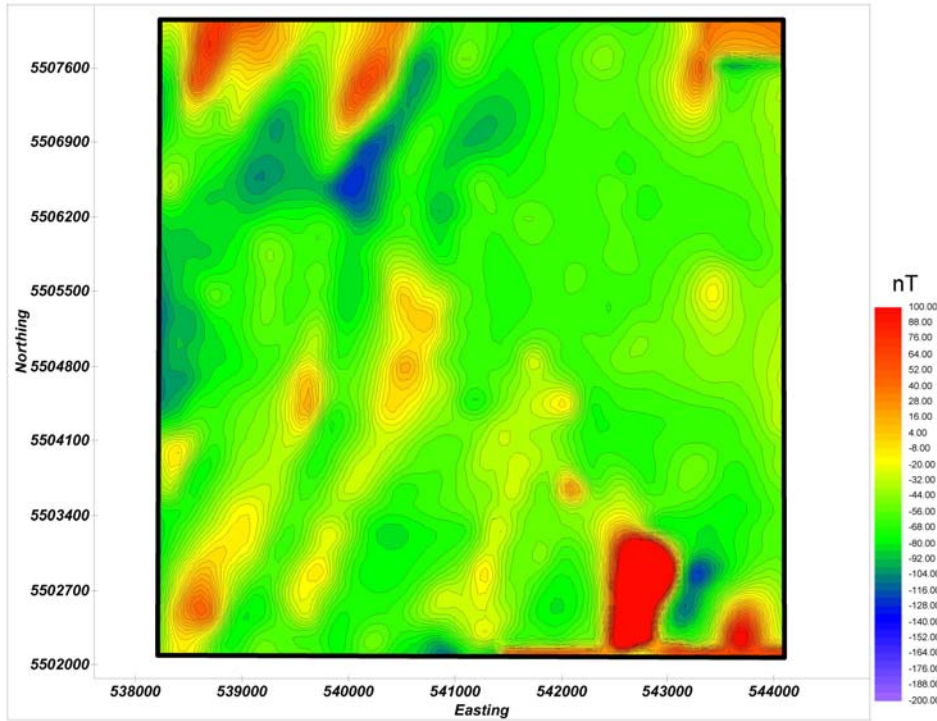
Two observations on the tilt angle map in Figure 5 are pertinent to this analysis. First, the general magnetic anomaly pattern shows a dominant north-northeast strike. Second, there appears to be a disruption in the continuity of the anomalies in the vicinity of UTMeast = 539000 to 541000, UTMnorth = 5505000 to 5506000. This could be due to a structure, an erosional feature and/or a change in magnetization and will be discussed further below.

### Hungry Creek: DEM

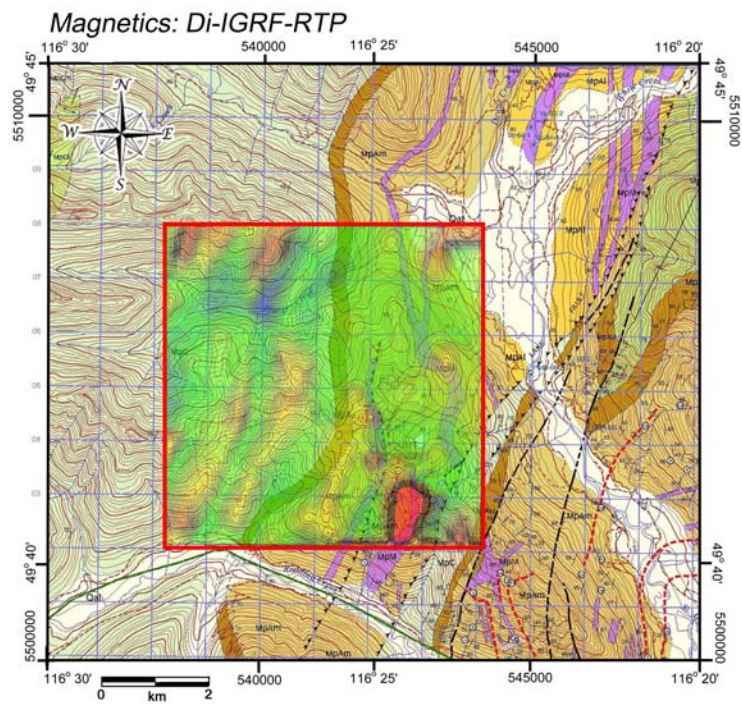


**Figure 3.** Digital Elevation Model (DEM) map of the study area (red outline in Figures 1 and 2). Also shown are the locations of the two 2019 VLF lines (lavender lines), the 2019 soil samples (black dots), the prospecting samples (white diamonds with small black dots), and the location of the Resistivity Depth Image (RDI) section from Geotech (2011) on airborne line 2070.

Magnetics: Di-IGRF-RTP

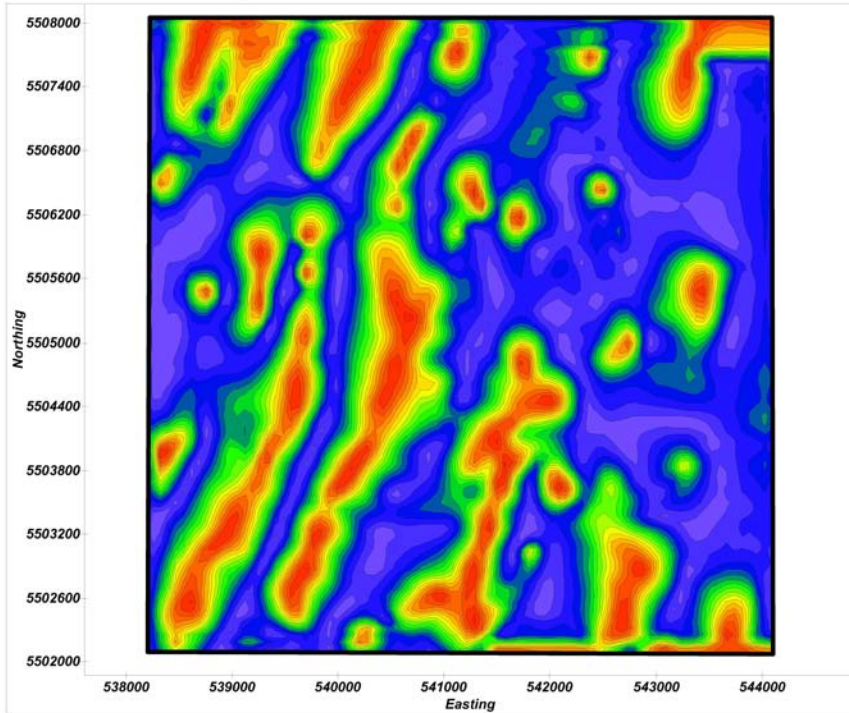


**Figure 4a.** Magnetic anomalies after correction for Diurnal variations (Di), the regional Earth's field (IGRF), and reduction to the North Pole (RTP).



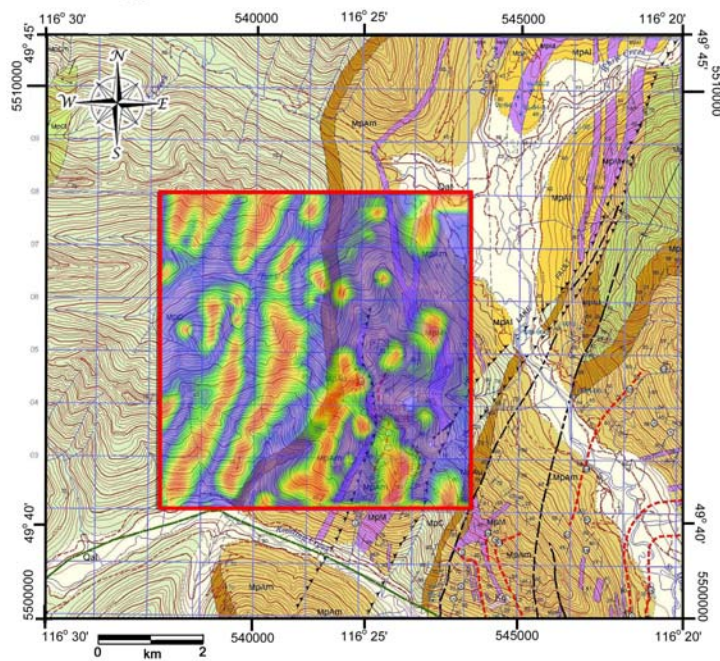
**Figure 4b.** Same map as in Figure 4a overlain on the Geology.

Magnetics: Di-IGRF-RTP-UC50-Tilt




**Figure 5a.** Magnetic anomalies after application of the Tilt angle. The data were smoothed slightly with an upward continuation of 50m (UC50).

Geology

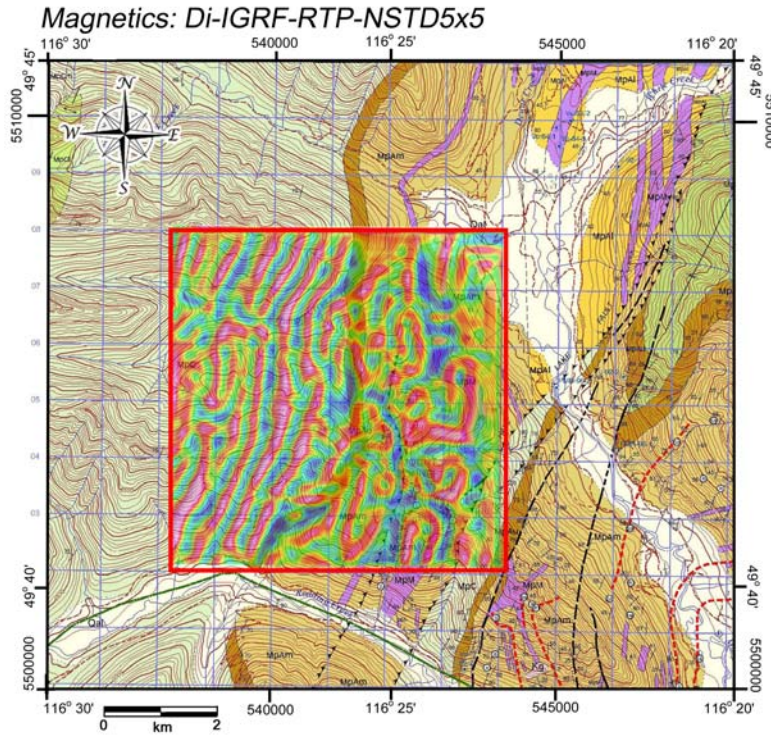


**Figure 5b.** Same map as in Figure 5a overlain on the geology.

A second, more detailed, analysis that addresses the structure is a relatively new method known as the Normalized Standard Deviation (abbreviated NSTD; Cooper and Cowan, 2008) procedure that is very effective at delineating the edges of anomalies (and potentially edges of sources). In applying the NSTD, it is necessary to apply a windowing technique. In doing so, the window size (e.g., 3 grid points x 3 grid points, or 5x5, or...) is specified. Larger windows produce smoother results; small windows provide more detail, but suffer from the amplitude equalization issue described above. In addition, larger window sizes produce more prominent edge effects. For these data, a window of 5x5 grid points was used as tests indicated that this window size produced minimal edge effects as well as a result with minimum noise. The result is shown in Figure 6.



**Figure 6a.** Magnetic anomalies after application of the Normalized Standard Deviation (NSTD; Cooper and Cowan, 2008).



**Figure 6b.** Same map as in Figure 6a overlain on the geology.

Three characteristics are apparent in the NSTD map (Figure 6a). First, just as in the tilt angle version (Figure 5), the Creston Formation is characterized by continuous, more-or-less parallel, north-northeast striking anomalies. The consistent geometry between the Creston strata and the Creston magnetic anomalies implies that the sources of the anomalies are formational. In other words, they are not likely to be due to some late intrusions or other cross-cutting structures. Second, and also similar to the tilt angle version, the anomalies in the vicinity of Hungry Creek appear to be either deformed by a convex-westward fold or offset along a northwest – southeast oriented structure (fault?).

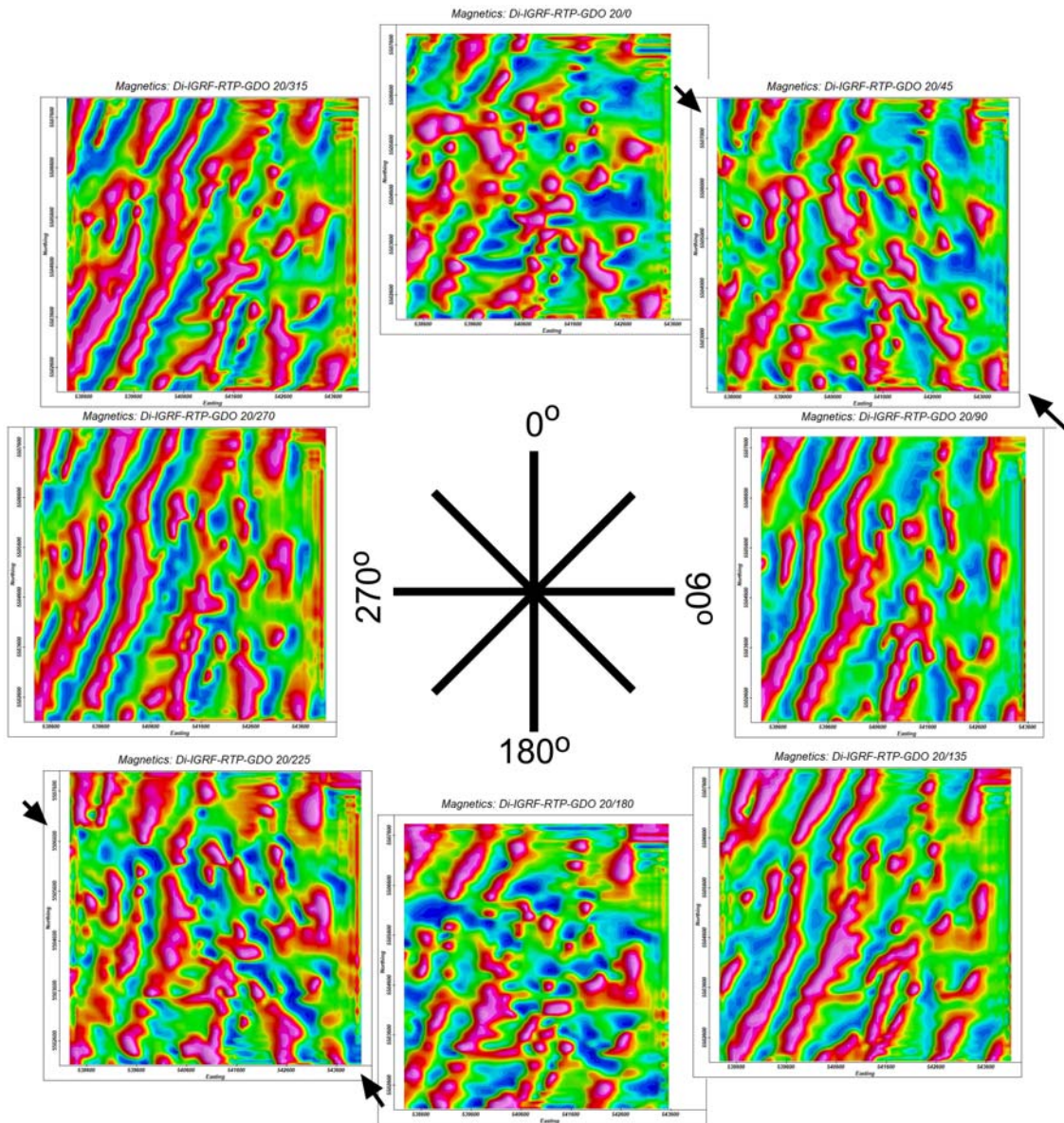
Third, east of the Creston – Upper Aldridge contact, the magnetic anomalies (NSTD version) appear more discontinuous and more complex than they do within the Creston Formation. It is not clear what many of these anomalies in the Aldridge strata are; some appear to spatially correlate with Moyie sill intrusions but many do not. In general they are weak (low amplitude; see Figure 4a) and may not indicate prominent sulphide layers.

For this project, a third technique was applied to delineate more of the structure. This method, known as the General Derivative Operator (GDO), is also relatively new (Cooper and Cowan, 2011; Cooper, 2017) and may be thought of as the tilt angle with a directional component. In other words, it is similar to directional information obtained from shaded imaging, but with the tilt angle. A result is shown in Figure 7.

Construction of Figure 7 was undertaken in the following way. First, the GDO was calculated for a series of eight azimuths ( $0^\circ$ ,  $45^\circ$ ,  $90^\circ$ , ...). At each azimuth, the imaging requires that the observation source (equivalent to a “light” source in shaded imaging) is inclined between  $0^\circ$  and  $90^\circ$ . For the images here (Figure 7), the inclination was chosen to be  $20^\circ$  above horizontal.

Generally speaking, the GDO (or any shaded imaging technique) will enhance features that are perpendicular to the ‘light’ source. Thus, northwest-southeast oriented features will be enhanced by a light source in the northeast or southwest. This makes these techniques useful for enhancing subtle features.

In Figure 7, therefore, the northeast-southwest oriented Creston anomalies are most prominent on the maps when the ‘light’ source is perpendicular to it or near east-west. In contrast, features that are oriented northwest-southeast will be enhanced by ‘light’ sources in the northeast or southwest. This is relevant because, as noted previously, the prominent bend near Hungry Creek may be due to structure. On Figure 7, at the  $45^\circ$  and  $225^\circ$  azimuths there does indeed appear to be a series of magnetic anomalies that form a linear northwest-southeast trend (arrows on Figure 7). This could be indicating a structure (e.g., fault) or zone of weakness with a component of apparent sinistral motion.



**Figure 7.** Application of the Generalized Derivative Operator (GDO: Cooper and Cowan, 2011). Here, the GDO has been applied for 8 different azimuth ( $0^\circ$ ,  $45^\circ$ ,  $90^\circ$ , ...) each of which has an illumination angle of  $20^\circ$ . Note that illumination from the northeast ( $45^\circ$ ) and southwest ( $225^\circ$ ) appear to indicate a northwest-southeast set of magnetic anomalies that may indicate a structure.

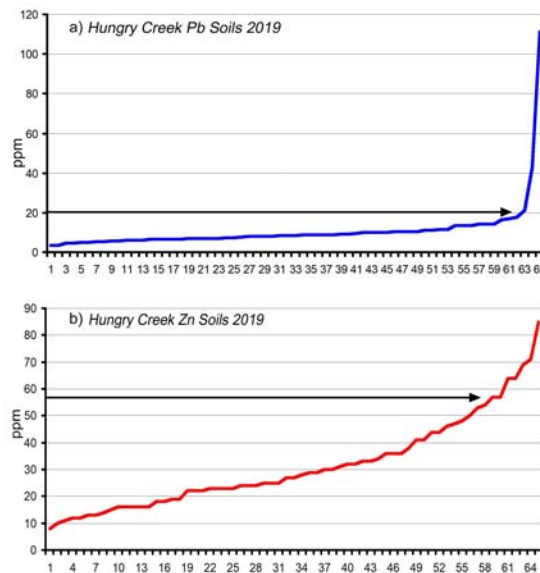
## 4.0 Interpretations – Comparisons with Other Data

### 4.1 General

Other data that can be correlated with the airborne data include a number of prospecting samples found in and near Hungry Creek, three B-horizon soil lines, and two VLF-EM profiles (Figure 3). Laboratory analyses of the prospecting samples are not available yet, but the soil samples and VLF data have been analysed. The VLF data were recorded and processed in Fall, 2019 and reported in Cook (2019).

Figure 8 shows data from the soil lines arranged in increasing ppm values for lead (Figure 8a) and zinc (Figure 8b). These plots help to determine the ranges of concentrations that deviate from background. Such deviations are typically seen as significant changes in slope. Thus, Figure 8a shows that the concentration values for Pb display a monotonic increase to about 20 ppm where the slope steepens dramatically. Concentration values that exceed 20 ppm may be considered anomalous for this area.

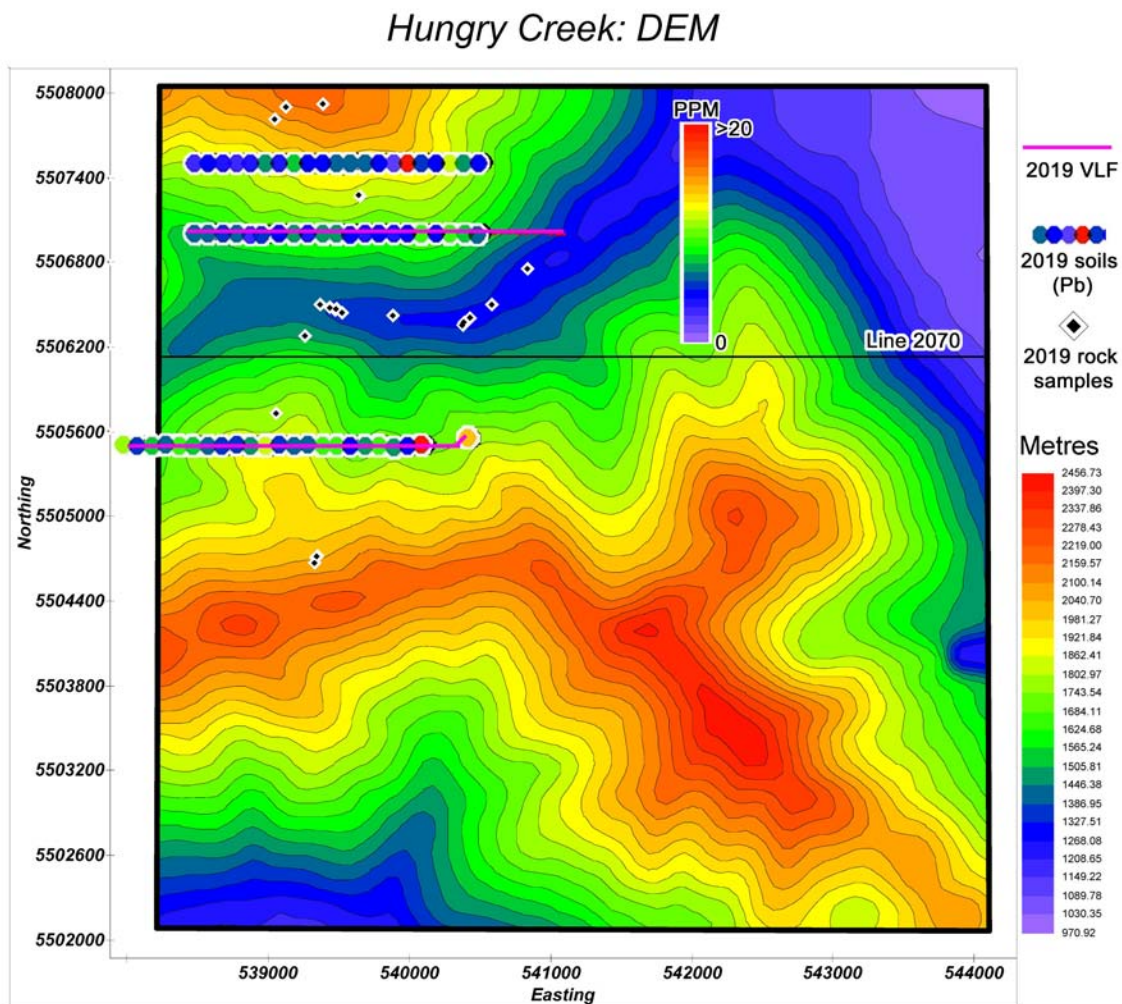
A similar plot for Zn is shown in Figure 8b. In this case the break in slope is not nearly as clear; it is estimated to be about 60 ppm (Figure 8b).



**Figure 8.** Graphs of the 2019 soils data arranged by increasing ppm values. This kind of plot helps to delineate the anomalous ranges of values. For example, in the Pb data, there is a dramatic slope break at about 20 ppm. This indicates that samples with >20ppm are likely anomalous. The slope change is not nearly as clear in the Zn data (bottom).

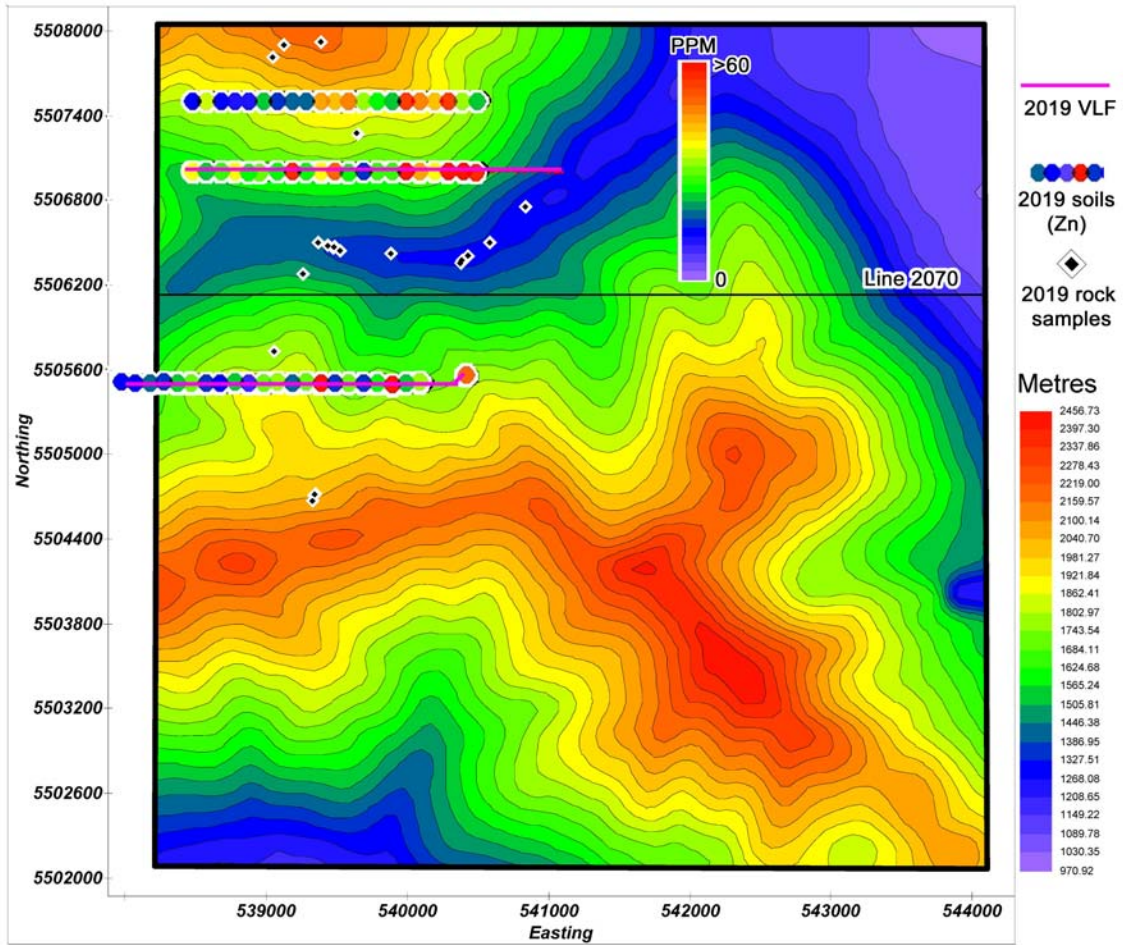
#### 4.2 Comparisons With the 2019 Soil Lines

The metal concentrations for Pb and Zn along the three soils lines are shown in Figure 9. Figure 9a shows variations in concentrations in Pb and Figure 9b shows results for Zn. Of the 65 soil samples, only two (2) have concentrations that exceed 30 ppm; one is in the eastern part of the northern line and a second is at the east end of the southern line. For Zn concentrations (Figure 9b), only five (5) samples exceed 60 ppm with the highest being 85ppm. Nevertheless, for both Pb and Zn, the highest concentrations are found in the eastern parts of the lines. This may be significant because this is the location of the proposed northwest-southeast structure described above.



**Figure 9a.** DEM map (Figure 3) with the colour-coded soil values for Pb. Note the highest values (red) are on the east.

### Hungry Creek: DEM



**Figure 9b.** DEM map (Figure 3) with the colour-coded soil values for Zn. Note again that the highest values (red) are on the east.

### ***4.3 VTEM Comparison with the 2019 VLF Profiles***

In the report on the airborne survey (Geotech, 2011), Geotech presented three resistivity (=1/conductivity) depth images (RDI), the northernmost one of which is located within the Hungry Creek area (“Line 2070” on Figure 3). The RDI from the Geotech (2011) report along line 2070 is shown in Figure 10 along with the VLF results.

In order to effectively interpret the similarities and differences between the RDI from the airborne data and the VLF lines, it is important to recognize the differences in the data. The most significant differences are that the VLF system is relatively high frequency and is monotonic (single frequency) for each transmitter. Thus, the signal from the Seattle transmitter is 24800 Hz and that from North Dakota is 25000 Hz, etc. Because the signals are monotonic, the skin depth is constant for a single background resistivity. For example, the skin depth (depth at which the EM signal amplitude decreases to 1/e of the surface amplitude) for the Seattle transmitter is ~100m.

Results should be interpreted with caution. Reasons for this are:

1. The inversion procedure is 2D. In other words, inversions are made assuming variations occur in depth and in lateral position along a line. No accommodation is made during the inversion procedure for variations that are out of the plane of the cross section;
2. VLF results may show variations from line to line that may not be accommodated with 2D analyses;
3. The results are subject to the same considerations as any electromagnetic (EM) geophysical technique. Specifically, detected conductors may be fluids (e.g., high salinity water, wet clay), carbon (graphite, coal) and/or metals. In addition, elevated conductivity requires connected grains to allow current flow;
4. Because VLF data are generally high frequency (~24000-25000 Hz) which contrasts with most other EM techniques, VLF may detect features with lower conductivity than other techniques. This means that VLF results may exhibit a number of small anomalies that may not be visible with other EM techniques.
- 5.

Together, this information means that, although both systems (VLF and VTEM) strive to map variations in electrical conductivity, they will likely exhibit somewhat different anomalies and different shapes of anomalies even where they coincide.

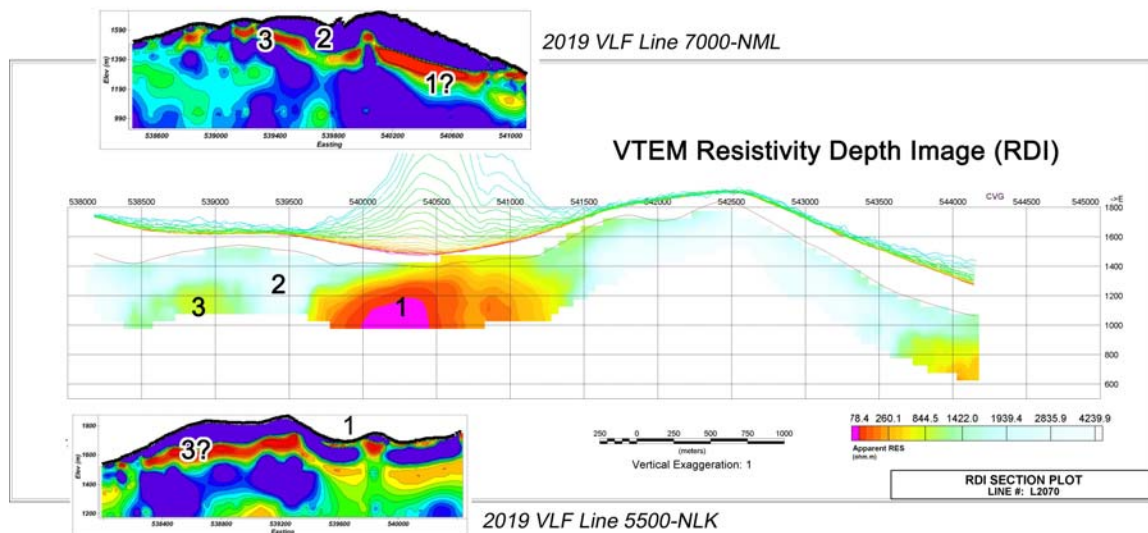
Consider Figure 10. The RDI image displays three areas of anomalous (apparent) conductivity. There is a relatively weak zone on the east end of the RDI section that is not crossed by the VLF lines and will not be considered further here. On the other hand,

there are two zones of anomalous conductivity in the near subsurface with a small gap between them (Figure 10). The two conductors are labelled ‘1’ and ‘3’ and the gap is labelled ‘2’ on the RDI image in Figure 10.

When the VLF inversions are compared to the RDI, there are some strong similarities. First, there is a prominent conductor in the near-subsurface at the location of anomaly ‘1’. In addition, this anomaly, on both the RDI image and VLF Line 5500, appears to rise up toward the surface. It may be notable that this shallowing occurs on the east end of VLF Line 5500 and the RDI image where numerous float boulders with veins of Pb and Zn are found (Figure 3).

The gap (‘2’ on Figure 10) is apparent on both the RDI image as well as VLF Line 7000. It is not clear on VLF Line 5500, where the anomalous conductivity appears to be more continuous. Whether this indicates the #2 gap is not present on Line 5500, or whether it is an indication of differences between VTEM and VLF is not known.

In any case, there do appear to be strong similarities between the VLF and RDI inversions. Differences may be attributed, in part, to the different techniques, but both methods indicate a significant shallow conductor beneath Hungry Creek at this location.



**Figure 10.** Comparison between the two 2019 VLF lines and the RDI Image from the airborne VTEM survey. Note that the colour scales are slightly different. For the VLF inversions, the colours range from zero Ohm-m (red) to 1000 Ohm-m (blue) whereas the RDI image varies from 78.4 Ohm-m (magenta) to 4239.9 Ohm-m (light blue)

## 5.0 Summary and Conclusions

Data reduction, processing and interpretation of the airborne magnetic data in the vicinity of the Hungry Creek showing lead to the following conclusions:

1. Analyses of the magnetic data indicate that the anomalies associated with the Creston formation are more-or-less parallel and nearly continuous (geometrically), although magnetization varies along strike;
2. Advanced analyses (e.g., NSTD and GDO) of the magnetic data for structure lead to the interpretation that there may be a structure, such as a fault or fold, that is oriented northwest-southeast and that appears to be responsible for a westward kink in the anomalies. Perhaps significantly, the discovery of sulphide-bearing boulders in Hungry Creek are found near this 'kink';
3. B-horizon soil samples exhibit only two anomalous Pb samples, both of which are near then eastern end of the soils lines. The soils analyses also indicate that any anomalous Zn is less clear, but also appears to be concentrated near the east end of the soil lines;
4. Comparison of the RDI inversion from the airborne VTEM survey and the two 2019 VLF lines indicate that there are conductors in the near subsurface. The most prominent of these appears to be on the east end of the VLF lines in Hungry Creek. This location is also where a number of sulphide-rich boulders have been found.

## 6.0 References

- Cook, F. A. 2019. Processing and Analyses of Ground-Based VLF-EM and Data, Hungry Creek, Southeastern British Columbia, report submitted to DLP Resources. 8pp.
- Cooper, G. R. J., and Cowan, D. R. 2008. Edge enhancement using normalized statistics, *Geophysics*, v. 73, p. 111-114.
- Cooper, G. R. J., and Cowan, D. R. 2011. A generalized derivative operator for potential field data, *Geophysical Prospecting*, v. 59, p. 188-194.
- Cooper, G. R. J. 2017. The interpretation of the generalised derivative operator, *Geophysical Prospecting*, v. 66, p. 197-206.
- Geotech, Ltd. 2011. Report on a helicopter-borne versatile time domain electromagnetic (VTEM plus) and aeromagnetic geophysical survey, 56pp.

Hungry Creek 2019 Rock Sample Locations and Descriptions

| Sample ID | Type | UTM E  | UTM N   | Description  |
|-----------|------|--------|---------|--|
| HMK-01    | Rock | 539331 | 5504670 | 150/20 trend 4 inch qtz vein sheeted QEP oc pody galena and py   |
| HMK-02    | Rock | 539331 | 5504670 | 150/20 trend 4 inch qtz vein sheeted QEP oc pody galena and py   |
| HMK-03    | Rock | 539330 | 5504673 | Just 2m above last 2 samples more Narrow sheeted qtz veins galena and py   |
| HMK-04    | Rock | 537991 | 5505863 | 3by 3 f Float qtz/qtzite in cr mal stain nand cpy micro veins.   |
| HMK-05    | Rock | 539483 | 5506473 | 1by 1 m f boulder qtz/py.  |
| HMK-06    | Rock | 539521 | 5506442 | 1by1 m qtz boulder py/abundant cpy/borinite  |
| HMK-07    | Rock | 539264 | 5506281 | Angular bouden veined green stone some po/cpy.   |
| HMK08     | Rock | 538357 | 5505748 | Qtz crush lim f top of box work lim float train .  |
| HMK09     | Rock | 539058 | 5505735 | 1 by 1 m float with fuxite.  |
| HMK10     | Rock | 537244 | 5503661 | Qtz f 1by 2 f sed fragments some py box work.  |
| HMK11     | Rock | 537251 | 5503658 | Same piece more lim/py.  |
| HMK12     | Rock | 537256 | 5503676 | better 1 inch zone with galena lim/py in 1 f qtz vein  |
| HMK13     | Rock | 537264 | 5503749 | Same as last on strike sc.   |
| HMK14     | Rock | 537084 | 5504265 | 20 degree trending bouden veins with spoty cpy/mal up to 4 inches wide.  |
| HMK15     | Rock | 536997 | 5504357 | 3 m qtz blow out poddy lim box/carb 10 degree trend.   |
| HMK16     | Rock | 538519 | 5510373 | Sulphide rich 1by3 feet thick phillitic sed in cr.   |
| HMK17     | Rock | 538466 | 5510210 | G bouden qtz blow out 160 trend py rich salvage 160 trend.   |
| HMK18     | Rock | 538454 | 5510196 | Po blobs qtz float in cr.  |
| HSK-01    | Rock | 540840 | 5506749 | Pale green sericitic float with milky qtz eins to 3 cm with massive, coarse, PbS-ZnS-AsPy  |
| HSK-02    | Rock | 540581 | 5506499 | Qtz/sericitic qtzite float with massive pyrite and some Cpy/Bn   |
| HSK-03    | Rock | 540426 | 5506407 | Same as last, sericitic phyllite bands with massive sulphides, pieces are over 75 cm across  |
| HSK-04    | Rock | 540393 | 5506376 | 30 cm float boulder with massive Cpy in a rusty weathering, 'soft' quartz vein   |
| HSK-05    | Rock | 540378 | 5506353 | Rusty phyllite with quartz bounding veins with graphite and PbS  |
| HSK-07    | Rock | 539879 | 5506427 | 100 cm boulder of sericitic phyllite/quartzite/quartz vein with Cpy and Cc   |
| HSK-08    | Rock | 539345 | 5504719 | with AsPy+/-PbS and Py   |
| HSK-09    | Rock | 539339 | 5504712 | Felsite unit as described above with high angle qtz veins with carbonate and Py-PbS-AsPy generally at 130/80 E   |
| HSK-11    | Rock | 537817 | 5505798 | Sheared tan-orange Fe carb bearing phllite, shearing is 20/70 E, qtz boudin veins along foliation with Py-PbS and Fe carbonate, shear is > 5 m wide  |
| HSK-12    | Rock | 537800 | 5505338 | 1 m rusty qtz vein in bleached phyllite with Fe carbonate and pyrite, 32/70 E<br>3 boulders to 60 cm of rusty-brown weathering qtz-phyllite, phyllite is pale to dark green, qtz is somewhat white to translucent and crystalline, has |
| HSK-13    | Rock | 539364 | 5506502 | brassy py from 2-3%, one seam of massive pyrite to 10 cm   |
| HSK-14    | Rock | 539433 | 5506480 | 75 cm massive pyrite 'layered' boulder, the pyrite looks to be replacing strata in a very white, bleached quartzite  |
| HSK-15    | Rock | 539476 | 5506462 | Same as last, calc-silicate float in creek   |

|       |      |        |         |   |
|-------|------|--------|---------|---|
| HSK16 | Rock | 538348 | 5505758 | Quartz breccia float train, limonite boxwork veins, phyllitic bands, pieces over 1 m  |
| HSK17 | Rock | 537233 | 5503690 | Limonitic sediment float with openspace qtz veins with milky qtz and poddy PbS<br>2.5 m wide shallow dipping swarm of milky qtz veins cutting stratigraphy, some have carbonate punk, some phyllite clasts, selective grab of more PbS    |
| HSK18 | Rock | 537258 | 5503694 | rich material, these are extensional veins related to shearing  |
| HSK19 | Rock | 537262 | 5503729 | dipping   |
| HSK20 | Rock | 537222 | 5504353 | 30-50 cm zone of qtz veining in calcareous qtzites with strong boxworks, veins are sub parallel to bedding at 24/80 E   |
| HSK21 | Rock | 538520 | 5510401 | Narrow boxwork rich qtz veins cutting thin bedded grey phyllite at 170/80 W   |
| HSK22 | Rock | 537929 | 5509748 | Qtz float with phyllite margins, massive Po/Cpy   |
| HSK23 | Rock | 537897 | 5509712 | Large float boulders/subcrop of folded quartzite lense in dark phyllite with PbS-ZnS-Cpy  |
| HSK24 | Rock | 537898 | 5509712 | Same as last  |
| HSK25 | Rock | 537693 | 5509608 | Qtz-chl-Cpy float   |
| HSK26 | Rock | 537682 | 5509608 | Mixed package with a 60 cm qtz vein breccia, Po-Cpy in veins, late Fe carb veins  |
| HSK27 | Rock | 539647 | 5507270 | Rusty quartz vein with clotty Cpy and Cu lim with trace malachite, chlorite on margins  |
| HSK28 | Rock | 539051 | 5507813 | Rusty quartz vein with clotty Cpy and Cu lim with trace malachite, chlorite on margins<br>Abundant float, sulphides occurs along 'bands' fractures commonly lined with qtz crystals, limonite and Cu lim, pieces over 2 m across, lots of |
| HSK29 | Rock | 539127 | 5507905 | greenstone and chlorite veining, some very rusty/bleached seds/phyllite   |
| HSK30 | Rock | 539388 | 5507919 | Subcropping limonite and carbonate altered quartz with PbS hosted by quartzites, Fe carbonate veins   |

## Hungry Creek 2019 Soil Sample Locations

| Sample ID | UTM E  | UTM N   | Type |
|-----------|--------|---------|------|
| L1-8000   | 538002 | 5505503 | Soil |
| L1-8100   | 538101 | 5505502 | Soil |
| L1-8200   | 538204 | 5505500 | Soil |
| L1-8300   | 538299 | 5505503 | Soil |
| L1-8400   | 538399 | 5505498 | Soil |
| L1-8500   | 538498 | 5505499 | Soil |
| L1-8600   | 538600 | 5505498 | Soil |
| L1-8700   | 538699 | 5505498 | Soil |
| L1-8800   | 538800 | 5505503 | Soil |
| L1-8900   | 538900 | 5505499 | Soil |
| L1-9000   | 538999 | 5505497 | Soil |
| L1-9100   | 539100 | 5505503 | Soil |
| L1-9200   | 539201 | 5505500 | Soil |
| L1-9300   | 539299 | 5505504 | Soil |
| L1-9400   | 539401 | 5505500 | Soil |
| L1-9500   | 539501 | 5505501 | Soil |
| L1-9600   | 539599 | 5505499 | Soil |
| L1-9700   | 539700 | 5505499 | Soil |
| L1-9800   | 539799 | 5505499 | Soil |
| L1-9900   | 539900 | 5505490 | Soil |
| L1-0000   | 540000 | 5505498 | Soil |
| L1-0100   | 540101 | 5505503 | Soil |
| L1-0400   | 540419 | 5505554 | Soil |
| L3-8500   | 538500 | 5507000 | Soil |
| L3-8600   | 538600 | 5507001 | Soil |
| L3-8700   | 538709 | 5507000 | Soil |
| L3-8800   | 538801 | 5507003 | Soil |
| L3-8900   | 538899 | 5506999 | Soil |
| L3-9000   | 538972 | 5506990 | Soil |
| L3-9100   | 539102 | 5507002 | Soil |
| L3-9200   | 539202 | 5507001 | Soil |
| L3-9300   | 539304 | 5507001 | Soil |
| L3-9400   | 539401 | 5507003 | Soil |
| L3-9500   | 539500 | 5507002 | Soil |
| L3-9600   | 539595 | 5506998 | Soil |
| L3-9700   | 539700 | 5507000 | Soil |
| L3-9800   | 539802 | 5507002 | Soil |
| L3-9900   | 539900 | 5507001 | Soil |
| L3-10000  | 539999 | 5507006 | Soil |
| L3-10100  | 540101 | 5507003 | Soil |
| L3-10200  | 540200 | 5507000 | Soil |
| L3-10300  | 540300 | 5507002 | Soil |
| L3-10400  | 540399 | 5507002 | Soil |
| L3-10500  | 540492 | 5506998 | Soil |
| L4-8500   | 538501 | 5507501 | Soil |
| L4-8600   | 538601 | 5507501 | Soil |
| L4-8700   | 538701 | 5507501 | Soil |
| L4-8800   | 538801 | 5507501 | Soil |

|          |        |         |      |
|----------|--------|---------|------|
| L4-8900  | 538901 | 5507501 | Soil |
| L4-9000  | 539000 | 5507501 | Soil |
| L4-9100  | 539100 | 5507500 | Soil |
| L4-9200  | 539200 | 5507500 | Soil |
| L4-9300  | 539300 | 5507500 | Soil |
| L4-9400  | 539402 | 5507499 | Soil |
| L4-9500  | 539501 | 5507501 | Soil |
| L4-9600  | 539601 | 5507501 | Soil |
| L4-9700  | 539700 | 5507501 | Soil |
| L4-9800  | 539800 | 5507500 | Soil |
| L4-9900  | 539901 | 5507500 | Soil |
| L4-10000 | 540000 | 5507500 | Soil |
| L4-10100 | 540101 | 5507499 | Soil |
| L4-10200 | 540200 | 5507500 | Soil |
| L4-10300 | 540300 | 5507500 | Soil |
| L4-10400 | 540396 | 5507501 | Soil |
| L4-10500 | 540503 | 5507502 | Soil |

Hungry Creek 2019 Silt Sample Locations

| Sample ID | UTM E  | UTM N   |
|-----------|--------|---------|
| HS1       | 537646 | 5505702 |
| HS2       | 537666 | 5505729 |
| HS3       | 537857 | 5505847 |
| HS4       | 537969 | 5505580 |
| HS5       | 538107 | 5505972 |
| HS6       | 538206 | 5506083 |



MSALABS  
 Unit 1, 20120 102nd Avenue  
 Langley, BC V1M 4B4  
 Phone: +1-604-888-0875

To: **DLP Resources Inc.**  
**213 - 8th St., S**  
**Cranbrook, BC, V1C 1N9**  
**Canada**

**TEST REPORT: YVR1910636A**

Project Name: HUNGRY MINER  
 Job Received Date: 19-Sep-2019  
 Job Report Date: 04-Nov-2019  
 Number of Samples: 26  
 Report Version: Final

**COMMENTS:**

Coarse gold may be present in some samples.

Test results reported relate to the tested samples only on an "as received" basis. Unless otherwise stated above, sufficient sample was received for the methods requested and all samples were received in acceptable condition. Analytical results in unsigned reports marked "provisional" are subject to change, pending final QC review and approval. The customer has not provided any information that can affect the validity of the test results. Please refer to MSALABS' Schedule of Services and Fees for our complete Terms and Conditions. Preliminary results are applicable when a portion of samples in a job is 100% completed and reported or 1 of a number of methods on the same job have been completed 100%. Results cannot change, but additional results or results for additional methods can be added.

| SAMPLE PREPARATION |  |
|--------------------|--|
| METHOD CODE        | DESCRIPTION  |
| PRP-910            | Dry, Crush to 70% passing 2mm, Split 250g, Pulverize to 85% passing 75µm |
|                    |  |

| ANALYTICAL METHODS |  |
|--------------------|--|
| METHOD CODE        | DESCRIPTION  |
| ICF-6Cu            | Cu, 0.2g, 4-Acid, ICP-AES, Ore Grade                               |
| IMS-130            | Multi-Element, 0.5g, 3:1 Aqua Regia, ICP-AES/MS, Ultra Trace Level |
|                    |  |

**Signature:**

Yvette Hsi, BSc.  
 Laboratory Manager  
 MSALABS



MSALABS  
 Unit 1, 20120 102nd Avenue  
 Langley, BC V1M 4B4  
 Phone: +1-604-888-0875

To: DLP Resources Inc.  
 213 - 8th St., S  
 Cranbrook, BC, V1C 1N9  
 Canada

|                     |                    |
|---------------------|--------------------|
| <b>TEST REPORT:</b> | <b>YVR1910636A</b> |
|---------------------|--------------------|

Project Name: HUNGRY MINER  
 Job Received Date: 19-Sep-2019  
 Job Report Date: 04-Nov-2019  
 Report Version: Final

| Sample ID     | Sample Type | PWE-100 Rec. Wt. kg | Method Analyte Units | ICF-6Cu Cu % | IMS-130 Ag ppm | IMS-130 Al % | IMS-130 As ppm | IMS-130 Au ppm | IMS-130 B ppm | IMS-130 Ba ppm | IMS-130 Be ppm | IMS-130 Bi ppm | IMS-130 Ca % | IMS-130 Cd ppm |
|---------------|-------------|---------------------|----------------------|--------------|----------------|--------------|----------------|----------------|---------------|----------------|----------------|----------------|--------------|----------------|
| Granite Blank | QC-P-BK     | --                  |                      |              | <0.01          | 0.93         | 1.0            | 0.0008         | <10           | 61             | 0.15           | 0.02           | 0.66         | 0.02           |
| Granite Blank | QC-P-BK     | --                  |                      |              | <0.01          | 0.94         | 0.7            | <0.0005        | 10            | 65             | 0.16           | 0.02           | 0.63         | 0.02           |
| HSK16         | Rock        | 0.80                |                      |              | 1.38           | 0.09         | 496.7          | 0.5201         | <10           | <10            | <0.05          | 2.31           | 0.01         | 0.03           |
| HSK17         | Rock        | 0.47                |                      |              | >100           | 0.06         | 79.8           | 0.0429         | <10           | 14             | <0.05          | 55.00          | <0.01        | 1.85           |
| HSK18         | Rock        | 0.56                |                      |              | >100           | 0.04         | 102.4          | 0.0514         | <10           | <10            | <0.05          | 453.18         | <0.01        | 1.61           |
| HSK19         | Rock        | 0.60                |                      |              | 12.03          | 0.08         | 38.8           | 0.0076         | <10           | 13             | <0.05          | 12.66          | <0.01        | 0.59           |
| HSK20         | Rock        | 0.83                |                      |              | 0.42           | 0.13         | 82.7           | 0.1143         | 15            | 923            | 0.06           | 1.62           | <0.01        | 0.10           |
| HSK21         | Rock        | 0.48                |                      |              | 0.29           | 0.29         | 2.2            | 0.0065         | 20            | 39             | 0.28           | 10.55          | 0.02         | 0.06           |
| HSK22         | Rock        | 0.33                |                      | 1.863        | 33.46          | 0.09         | 90.2           | 0.0553         | 15            | 13             | 0.06           | 1.66           | 0.81         | 12.00          |
| HSK23         | Rock        | 0.52                |                      | 2.685        | 20.67          | 0.44         | 28.8           | 0.1165         | 12            | 27             | 0.13           | 47.33          | 1.39         | 73.39          |
| HSK24         | Rock        | 0.53                |                      | 4.059        | 16.80          | 0.53         | 44.2           | 0.0900         | 21            | 25             | 0.12           | 29.69          | 1.86         | 39.18          |
| HSK25         | Rock        | 0.59                |                      |              | 0.41           | 0.13         | 1.1            | 0.0005         | <10           | 11             | <0.05          | 0.61           | <0.01        | 0.10           |
| HSK26         | Rock        | 0.60                |                      |              | 0.53           | 0.12         | 87.8           | 0.0073         | <10           | 19             | 0.09           | 0.39           | 0.25         | 2.56           |
| HSK27         | Rock        | 0.69                |                      |              | 2.80           | 0.19         | 7.1            | 0.0272         | <10           | <10            | 0.07           | 1.04           | 0.02         | 0.13           |
| HSK28         | Rock        | 0.51                |                      | 2.226        | 1.32           | 0.12         | 22.5           | 0.0209         | <10           | <10            | 0.06           | 2.04           | <0.01        | 0.17           |
| HSK29         | Rock        | 0.43                |                      |              | 0.19           | 0.11         | 6.9            | 0.0008         | <10           | <10            | 0.06           | 0.52           | <0.01        | 0.07           |
| HSK30         | Rock        | 0.67                |                      |              | 45.70          | 0.03         | 31.9           | 0.0242         | <10           | <10            | <0.05          | 7.57           | <0.01        | 12.75          |
| HMK08         | Rock        | 0.55                |                      |              | 0.19           | 0.13         | 1594.2         | 0.0303         | 20            | <10            | <0.05          | 10.57          | <0.01        | 0.05           |
| HMK09         | Rock        | 1.40                |                      |              | 0.04           | 1.31         | 9.1            | 0.0008         | 13            | 67             | 0.74           | 0.14           | 7.67         | 0.09           |
| HMK09PD       | QC-PD       | --                  |                      |              | 0.04           | 1.28         | 9.3            | 0.0152         | 11            | 67             | 0.73           | 0.14           | 7.70         | 0.10           |
| HMK10         | Rock        | 0.71                |                      |              | 10.46          | 0.17         | 157.9          | 0.0117         | <10           | 20             | 0.15           | 0.83           | 0.08         | 0.47           |
| HMK11         | Rock        | 0.99                |                      |              | 8.51           | 0.07         | 68.8           | 0.0043         | <10           | 17             | 0.06           | 0.62           | <0.01        | 0.60           |
| HMK12         | Rock        | 0.57                |                      |              | >100           | 0.12         | 177.4          | 0.0449         | <10           | 18             | 0.05           | 35.47          | <0.01        | 4.90           |
| HMK13         | Rock        | 0.34                |                      |              | 46.95          | 0.02         | 6.1            | 0.0110         | <10           | <10            | <0.05          | 32.03          | <0.01        | 1.06           |
| HMK14         | Rock        | 0.40                |                      |              | 0.80           | 0.33         | 9.7            | 0.0012         | <10           | <10            | 0.12           | 4.33           | 2.21         | 0.18           |

\*\*\*Please refer to the cover page for comments regarding this test report. \*\*\*



MSALABS  
 Unit 1, 20120 102nd Avenue  
 Langley, BC V1M 4B4  
 Phone: +1-604-888-0875

To: **DLP Resources Inc.**  
**213 - 8th St., S**  
**Cranbrook, BC, V1C 1N9**  
**Canada**

|                     |                    |
|---------------------|--------------------|
| <b>TEST REPORT:</b> | <b>YVR1910636A</b> |
|---------------------|--------------------|

Project Name: HUNGRY MINER  
 Job Received Date: 19-Sep-2019  
 Job Report Date: 04-Nov-2019  
 Report Version: Final

| Sample ID     | Sample Type | PWE-100 Rec. Wt. kg | Method Analyte Units | ICF-6Cu Cu % | IMS-130 Ag ppm | IMS-130 Al % | IMS-130 As ppm | IMS-130 Au ppm | IMS-130 B ppm | IMS-130 Ba ppm | IMS-130 Be ppm | IMS-130 Bi ppm | IMS-130 Ca % | IMS-130 Cd ppm |
|---------------|-------------|---------------------|----------------------|--------------|----------------|--------------|----------------|----------------|---------------|----------------|----------------|----------------|--------------|----------------|
| HMK15         | Rock        | 0.70                | LOR                  | 0.001        | 3.90           | 0.02         | 125.0          | 0.0067         | <10           | <10            | <0.05          | 23.96          | 0.03         | 0.03           |
| HMK16         | Rock        | 0.46                |                      |              | 0.22           | 1.20         | 2.1            | 0.0006         | <10           | 61             | 0.26           | 0.71           | 0.02         | 0.02           |
| HMK17         | Rock        | 1.09                |                      |              | 0.13           | 0.31         | 32.2           | 0.0007         | 12            | <10            | 0.09           | 1.04           | 6.76         | 0.07           |
| HMK18         | Rock        | 0.57                |                      |              | 0.07           | 0.55         | 2.3            | <0.0005        | <10           | 13             | 0.08           | 0.25           | 1.30         | 0.14           |
|               |             |                     |                      |              |                |              |                |                |               |                |                |                |              |                |
| DUP HSK19     |             |                     |                      |              | 12.16          | 0.08         | 38.5           | 0.0081         | <10           | 14             | <0.05          | 12.44          | <0.01        | 0.59           |
| STD BLANK     |             |                     |                      |              | <0.01          | <0.01        | <0.1           | <0.0005        | <10           | <10            | <0.05          | <0.01          | <0.01        | <0.01          |
| STD BLANK     |             |                     |                      | <0.001       |                |              |                |                |               |                |                |                |              |                |
| STD OREAS 24b |             |                     |                      |              | 0.08           | 3.26         | 7.9            | 0.0021         | <10           | 152            | 1.50           | 0.70           | 0.46         | 0.05           |
| STD MP-1b     |             |                     |                      | 3.056        |                |              |                |                |               |                |                |                |              |                |

\*\*\*Please refer to the cover page for comments regarding this test report. \*\*\*



MSALABS  
 Unit 1, 20120 102nd Avenue  
 Langley, BC V1M 4B4  
 Phone: +1-604-888-0875

To: DLP Resources Inc.  
 213 - 8th St., S  
 Cranbrook, BC, V1C 1N9  
 Canada

|                     |                    |
|---------------------|--------------------|
| <b>TEST REPORT:</b> | <b>YVR1910636A</b> |
|---------------------|--------------------|

Project Name: HUNGRY MINER  
 Job Received Date: 19-Sep-2019  
 Job Report Date: 04-Nov-2019  
 Report Version: Final

|               | IMS-130<br>Ce | IMS-130<br>Co | IMS-130<br>Cr | IMS-130<br>Cs | IMS-130<br>Cu | IMS-130<br>Fe | IMS-130<br>Ga | IMS-130<br>Ge | IMS-130<br>Hf | IMS-130<br>Hg | IMS-130<br>In | IMS-130<br>K | IMS-130<br>La | IMS-130<br>Li |
|---------------|---------------|---------------|---------------|---------------|---------------|---------------|---------------|---------------|---------------|---------------|---------------|--------------|---------------|---------------|
| Sample ID     | ppm           | ppm           | ppm           | ppm           | ppm           | %             | ppm           | ppm           | ppm           | ppm           | ppm           | %            | ppm           | ppm           |
| Granite Blank | 13.94         | 3.7           | 68            | 0.10          | 6.0           | 1.72          | 3.94          | <0.05         | 0.14          | <0.005        | 0.009         | 0.10         | 6.8           | 1.3           |
| Granite Blank | 13.79         | 3.8           | 61            | 0.08          | 5.6           | 1.70          | 3.99          | <0.05         | 0.14          | <0.005        | 0.007         | 0.10         | 6.7           | 1.4           |
| HSK16         | 2.21          | 5.1           | 125           | 0.11          | 153.7         | 4.30          | 0.38          | <0.05         | <0.02         | 0.006         | 0.051         | 0.04         | 1.0           | <0.1          |
| HSK17         | 0.43          | 1.2           | 264           | <0.05         | 50.4          | 1.95          | 0.16          | <0.05         | <0.02         | 0.069         | 0.089         | <0.01        | 0.2           | <0.1          |
| HSK18         | 1.09          | 1.5           | 410           | 0.06          | 23.5          | 0.67          | 0.22          | <0.05         | <0.02         | 0.014         | 0.111         | 0.01         | 0.5           | 0.2           |
| HSK19         | 6.38          | 1.4           | 218           | 0.12          | 8.9           | 0.77          | 0.29          | <0.05         | <0.02         | 0.014         | 0.044         | 0.04         | 3.0           | 0.3           |
| HSK20         | 20.22         | 19.0          | 134           | 0.11          | 23.1          | 9.35          | 0.50          | 0.05          | 0.03          | 0.005         | <0.005        | 0.08         | 10.1          | 0.6           |
| HSK21         | 66.37         | 32.2          | 94            | 0.23          | 713.0         | 13.79         | 1.03          | 0.10          | <0.02         | 0.009         | 0.041         | 0.18         | 29.7          | 0.7           |
| HSK22         | 6.00          | 130.9         | 148           | 0.18          | >10000        | 8.92          | 0.38          | 0.05          | <0.02         | 0.014         | 1.787         | 0.06         | 2.7           | 0.3           |
| HSK23         | 35.43         | 45.1          | 143           | 0.52          | >10000        | 8.28          | 3.60          | 0.85          | 0.13          | 0.022         | 3.742         | 0.11         | 3.3           | 2.8           |
| HSK24         | 42.81         | 50.1          | 166           | 0.57          | >10000        | 10.36         | 4.16          | 0.95          | 0.14          | 0.046         | 3.357         | 0.09         | 2.7           | 8.5           |
| HSK25         | 2.26          | 14.9          | 483           | 0.27          | 534.0         | 2.30          | 0.52          | <0.05         | <0.02         | <0.005        | 0.005         | 0.03         | 1.1           | 1.2           |
| HSK26         | 14.72         | 136.4         | 374           | 0.22          | 234.1         | 6.11          | 0.50          | <0.05         | <0.02         | <0.005        | 0.024         | 0.04         | 6.2           | 0.2           |
| HSK27         | 260.76        | 18.2          | 261           | 0.10          | 4581.1        | 1.36          | 2.16          | 0.24          | <0.02         | 0.008         | 0.097         | 0.05         | 133.6         | 0.2           |
| HSK28         | 23.37         | 29.5          | 165           | 0.19          | >10000        | 2.29          | 2.17          | 0.72          | 0.09          | 0.054         | 0.098         | 0.02         | 2.5           | 0.9           |
| HSK29         | 4.24          | 27.3          | 469           | 0.12          | 316.8         | 3.28          | 0.38          | <0.05         | <0.02         | <0.005        | 0.082         | 0.02         | 2.1           | 0.2           |
| HSK30         | 1.55          | 2.2           | 235           | 0.05          | 36.8          | 1.08          | 0.16          | <0.05         | <0.02         | 0.026         | 6.448         | <0.01        | 0.7           | <0.1          |
| HMK08         | 0.97          | 107.2         | 175           | 0.10          | 647.0         | 14.04         | 1.19          | 0.07          | <0.02         | <0.005        | 0.143         | 0.02         | 0.5           | <0.1          |
| HMK09         | 107.81        | 48.6          | 220           | 5.07          | 52.5          | 8.37          | 5.17          | 0.13          | 0.05          | <0.005        | 0.066         | 0.45         | 51.6          | 10.8          |
| HMK09PD       | 108.88        | 47.3          | 208           | 5.13          | 50.1          | 8.25          | 4.98          | 0.12          | 0.06          | <0.005        | 0.067         | 0.45         | 52.4          | 9.7           |
| HMK10         | 18.25         | 1.4           | 153           | 0.40          | 38.1          | 1.84          | 0.66          | <0.05         | 0.05          | 0.010         | 0.198         | 0.12         | 8.8           | 0.5           |
| HMK11         | 8.28          | 1.0           | 182           | 0.18          | 26.8          | 0.90          | 0.31          | <0.05         | 0.02          | 0.006         | 0.074         | 0.05         | 4.1           | 0.3           |
| HMK12         | 1.26          | 1.0           | 219           | <0.05         | 200.1         | 1.29          | 0.18          | <0.05         | <0.02         | 0.110         | 0.744         | <0.01        | 0.7           | 0.2           |
| HMK13         | 1.03          | 1.2           | 248           | 0.06          | 13.4          | 0.39          | 0.14          | <0.05         | <0.02         | 0.027         | 0.034         | <0.01        | 0.5           | 0.4           |
| HMK14         | 7.12          | 9.0           | 124           | 0.17          | 288.2         | 1.78          | 0.94          | <0.05         | <0.02         | <0.005        | 0.027         | 0.04         | 3.2           | 1.8           |

\*\*\*Please refer to the cover page for comments regarding this test report. \*\*\*



MSALABS  
 Unit 1, 20120 102nd Avenue  
 Langley, BC V1M 4B4  
 Phone: +1-604-888-0875

To: **DLP Resources Inc.**  
**213 - 8th St., S**  
**Cranbrook, BC, V1C 1N9**  
**Canada**

|                     |                    |
|---------------------|--------------------|
| <b>TEST REPORT:</b> | <b>YVR1910636A</b> |
|---------------------|--------------------|

Project Name: HUNGRY MINER  
 Job Received Date: 19-Sep-2019  
 Job Report Date: 04-Nov-2019  
 Report Version: Final

|               | IMS-130<br>Ce<br>ppm | IMS-130<br>Co<br>ppm | IMS-130<br>Cr<br>ppm | IMS-130<br>Cs<br>ppm | IMS-130<br>Cu<br>ppm | IMS-130<br>Fe<br>% | IMS-130<br>Ga<br>ppm | IMS-130<br>Ge<br>ppm | IMS-130<br>Hf<br>ppm | IMS-130<br>Hg<br>ppm | IMS-130<br>In<br>ppm | IMS-130<br>K<br>% | IMS-130<br>La<br>ppm | IMS-130<br>Li<br>ppm |
|---------------|----------------------|----------------------|----------------------|----------------------|----------------------|--------------------|----------------------|----------------------|----------------------|----------------------|----------------------|-------------------|----------------------|----------------------|
| Sample ID     | 0.02                 | 0.1                  | 1                    | 0.05                 | 0.2                  | 0.01               | 0.05                 | 0.05                 | 0.02                 | 0.005                | 0.005                | 0.01              | 0.2                  | 0.1                  |
| HMK15         | 16.91                | 8.8                  | 201                  | 0.09                 | 18.3                 | 1.56               | 0.23                 | <0.05                | <0.02                | <0.005               | 0.008                | <0.01             | 7.9                  | <0.1                 |
| HMK16         | 32.14                | 8.1                  | 71                   | 0.50                 | 27.2                 | 2.56               | 3.47                 | <0.05                | 0.03                 | <0.005               | 0.009                | 0.23              | 15.2                 | 9.5                  |
| HMK17         | 4.24                 | 34.4                 | 73                   | 0.15                 | 22.0                 | 3.71               | 0.67                 | <0.05                | <0.02                | <0.005               | 0.037                | 0.05              | 1.7                  | 2.1                  |
| HMK18         | 1.99                 | 10.2                 | 138                  | 0.40                 | 51.4                 | 2.63               | 1.56                 | <0.05                | <0.02                | <0.005               | 0.009                | 0.06              | 0.9                  | 5.1                  |
| DUP HSK19     | 6.26                 | 1.4                  | 220                  | 0.12                 | 8.9                  | 0.79               | 0.28                 | <0.05                | <0.02                | 0.014                | 0.044                | 0.04              | 2.9                  | 0.3                  |
| STD BLANK     | <0.02                | <0.1                 | <1                   | <0.05                | <0.2                 | <0.01              | <0.05                | <0.05                | <0.02                | <0.005               | <0.005               | <0.01             | <0.2                 | <0.1                 |
| STD BLANK     |                      |                      |                      |                      |                      |                    |                      |                      |                      |                      |                      |                   |                      |                      |
| STD OREAS 24b | 63.05                | 14.9                 | 109                  | 9.64                 | 36.0                 | 3.91               | 11.36                | 0.09                 | 0.56                 | 0.008                | 0.041                | 1.19              | 30.0                 | 44.0                 |
| STD MP-1b     |                      |                      |                      |                      |                      |                    |                      |                      |                      |                      |                      |                   |                      |                      |

\*\*\*Please refer to the cover page for comments regarding this test report. \*\*\*



MSALABS  
 Unit 1, 20120 102nd Avenue  
 Langley, BC V1M 4B4  
 Phone: +1-604-888-0875

To: DLP Resources Inc.  
 213 - 8th St., S  
 Cranbrook, BC, V1C 1N9  
 Canada

**TEST REPORT: YVR1910636A**

Project Name: HUNGRY MINER  
 Job Received Date: 19-Sep-2019  
 Job Report Date: 04-Nov-2019  
 Report Version: Final

|               | IMS-130<br>Mg<br>% | IMS-130<br>Mn<br>ppm | IMS-130<br>Mo<br>ppm | IMS-130<br>Na<br>% | IMS-130<br>Nb<br>ppm | IMS-130<br>Ni<br>ppm | IMS-130<br>P<br>ppm | IMS-130<br>Pb<br>ppm | IMS-130<br>Rb<br>ppm | IMS-130<br>Re<br>ppm | IMS-130<br>S<br>% | IMS-130<br>Sb<br>ppm | IMS-130<br>Sc<br>ppm | IMS-130<br>Se<br>ppm |
|---------------|--------------------|----------------------|----------------------|--------------------|----------------------|----------------------|---------------------|----------------------|----------------------|----------------------|-------------------|----------------------|----------------------|----------------------|
| Sample ID     | 0.01               | 5                    | 0.05                 | 0.01               | 0.05                 | 0.2                  | 10                  | 0.2                  | 0.1                  | 0.001                | 0.01              | 0.05                 | 0.1                  | 0.2                  |
| Granite Blank | 0.51               | 520                  | 2.99                 | 0.10               | 0.18                 | 3.9                  | 399                 | 2.6                  | 2.6                  | <0.001               | 0.02              | <0.05                | 2.7                  | <0.2                 |
| Granite Blank | 0.50               | 487                  | 2.84                 | 0.10               | 0.17                 | 3.2                  | 411                 | 1.1                  | 2.6                  | 0.001                | 0.02              | <0.05                | 2.6                  | <0.2                 |
| HSK16         | 0.01               | 26                   | 3.81                 | 0.01               | 0.08                 | 5.2                  | 60                  | 7.9                  | 1.8                  | <0.001               | 0.02              | 2.35                 | 0.1                  | 4.0                  |
| HSK17         | <0.01              | 91                   | 6.27                 | 0.01               | 0.08                 | 7.5                  | 42                  | >10000               | 0.2                  | 0.001                | 0.91              | 60.45                | <0.1                 | 0.6                  |
| HSK18         | <0.01              | 18                   | 9.28                 | 0.01               | 0.11                 | 11.1                 | 33                  | >10000               | 0.5                  | 0.002                | 0.59              | 16.37                | <0.1                 | 2.2                  |
| HSK19         | <0.01              | 31                   | 6.65                 | 0.02               | 0.06                 | 8.6                  | 44                  | 2708.5               | 2.0                  | 0.002                | 0.08              | 1.33                 | 0.4                  | <0.2                 |
| HSK20         | 0.07               | 37                   | 8.92                 | 0.06               | 0.08                 | 28.3                 | 147                 | 121.2                | 2.7                  | 0.001                | 0.11              | 0.46                 | 0.2                  | 0.6                  |
| HSK21         | 0.04               | 608                  | 7.24                 | 0.01               | 0.13                 | 42.4                 | 239                 | 25.9                 | 7.5                  | <0.001               | 0.08              | 0.37                 | 2.1                  | 1.1                  |
| HSK22         | 0.15               | 422                  | 4.60                 | 0.02               | 0.05                 | 157.4                | 16                  | 132.9                | 2.9                  | <0.001               | 5.98              | 0.74                 | 0.4                  | 4.2                  |
| HSK23         | 0.64               | 962                  | 5.89                 | 0.02               | 0.55                 | 62.9                 | 64                  | >10000               | 8.0                  | <0.001               | 6.52              | 6.42                 | 1.1                  | 16.9                 |
| HSK24         | 0.91               | 1491                 | 6.14                 | 0.02               | 0.51                 | 65.6                 | 56                  | >10000               | 7.0                  | 0.001                | 7.41              | 3.82                 | 1.6                  | 17.6                 |
| HSK25         | 0.06               | 121                  | 1.67                 | 0.02               | 0.13                 | 28.8                 | 21                  | 22.6                 | 2.0                  | <0.001               | 1.20              | 0.10                 | 0.3                  | 0.6                  |
| HSK26         | 0.06               | 143                  | 1.66                 | 0.06               | 0.13                 | 211.4                | 117                 | 252.5                | 2.3                  | <0.001               | 4.56              | 0.86                 | 0.5                  | 3.8                  |
| HSK27         | 0.10               | 16                   | 12.62                | <0.01              | 0.10                 | 17.5                 | 156                 | 17.5                 | 2.2                  | 0.002                | 0.23              | 0.28                 | 0.2                  | 2.8                  |
| HSK28         | 0.02               | 7                    | 18.03                | <0.01              | 0.35                 | 24.7                 | 113                 | 91.9                 | 2.2                  | 0.001                | 0.08              | 2.51                 | 0.3                  | 2.3                  |
| HSK29         | 0.02               | 101                  | 9.86                 | 0.01               | 0.10                 | 15.0                 | 105                 | 11.0                 | 1.3                  | <0.001               | 0.02              | 0.15                 | 0.1                  | 0.2                  |
| HSK30         | <0.01              | 37                   | 5.19                 | <0.01              | <0.05                | 7.5                  | 21                  | >10000               | 0.5                  | 0.001                | 0.69              | 33.20                | 0.2                  | 0.7                  |
| HMK08         | 0.01               | 18                   | 12.17                | 0.01               | 0.06                 | 8.6                  | 394                 | 13.8                 | 1.0                  | <0.001               | 0.04              | 55.94                | 0.3                  | 8.6                  |
| HMK09         | 5.24               | 1397                 | 0.16                 | 0.02               | 0.65                 | 119.4                | 3104                | 9.2                  | 49.9                 | <0.001               | 0.10              | 0.87                 | 19.6                 | <0.2                 |
| HMK09PD       | 5.19               | 1365                 | 0.18                 | 0.02               | 0.69                 | 118.4                | 3037                | 8.4                  | 49.7                 | <0.001               | 0.10              | 0.86                 | 18.8                 | <0.2                 |
| HMK10         | 0.05               | 23                   | 4.55                 | 0.07               | 0.05                 | 6.8                  | 316                 | 3581.6               | 6.5                  | <0.001               | 0.30              | 6.63                 | 0.6                  | <0.2                 |
| HMK11         | <0.01              | 9                    | 5.38                 | 0.04               | <0.05                | 6.6                  | 134                 | 2894.5               | 2.7                  | <0.001               | 0.22              | 4.57                 | 0.1                  | <0.2                 |
| HMK12         | <0.01              | 9                    | 6.19                 | 0.01               | 0.06                 | 7.1                  | 38                  | >10000               | 0.5                  | 0.001                | 0.97              | 103.88               | 0.3                  | 0.6                  |
| HMK13         | <0.01              | 13                   | 6.49                 | <0.01              | 0.07                 | 8.5                  | 12                  | 6776.7               | 0.3                  | 0.002                | 0.13              | 4.38                 | <0.1                 | <0.2                 |
| HMK14         | 0.98               | 681                  | 4.15                 | <0.01              | <0.05                | 11.8                 | 106                 | 155.3                | 2.2                  | <0.001               | 0.03              | 0.53                 | 0.6                  | <0.2                 |

\*\*\*Please refer to the cover page for comments regarding this test report. \*\*\*



MSALABS  
 Unit 1, 20120 102nd Avenue  
 Langley, BC V1M 4B4  
 Phone: +1-604-888-0875

To: **DLP Resources Inc.**  
**213 - 8th St., S**  
**Cranbrook, BC, V1C 1N9**  
**Canada**

|                     |                    |
|---------------------|--------------------|
| <b>TEST REPORT:</b> | <b>YVR1910636A</b> |
|---------------------|--------------------|

Project Name: HUNGRY MINER  
 Job Received Date: 19-Sep-2019  
 Job Report Date: 04-Nov-2019  
 Report Version: Final

|               | IMS-130<br>Mg<br>% | IMS-130<br>Mn<br>ppm | IMS-130<br>Mo<br>ppm | IMS-130<br>Na<br>% | IMS-130<br>Nb<br>ppm | IMS-130<br>Ni<br>ppm | IMS-130<br>P<br>ppm | IMS-130<br>Pb<br>ppm | IMS-130<br>Rb<br>ppm | IMS-130<br>Re<br>ppm | IMS-130<br>S<br>% | IMS-130<br>Sb<br>ppm | IMS-130<br>Sc<br>ppm | IMS-130<br>Se<br>ppm |
|---------------|--------------------|----------------------|----------------------|--------------------|----------------------|----------------------|---------------------|----------------------|----------------------|----------------------|-------------------|----------------------|----------------------|----------------------|
| Sample ID     | 0.01               | 5                    | 0.05                 | 0.01               | 0.05                 | 0.2                  | 10                  | 0.2                  | 0.1                  | 0.001                | 0.01              | 0.05                 | 0.1                  | 0.2                  |
| HMK15         | 0.02               | 71                   | 6.34                 | <0.01              | 0.08                 | 12.2                 | 70                  | 312.0                | 0.4                  | 0.001                | 0.01              | 1.08                 | 0.1                  | 0.3                  |
| HMK16         | 0.73               | 86                   | 7.49                 | 0.02               | <0.05                | 17.0                 | 217                 | 67.5                 | 11.5                 | 0.001                | 0.35              | 0.12                 | 0.9                  | <0.2                 |
| HMK17         | 3.86               | 2266                 | 2.84                 | 0.01               | <0.05                | 19.9                 | 29                  | 24.1                 | 2.2                  | <0.001               | 1.33              | 0.70                 | 2.0                  | <0.2                 |
| HMK18         | 0.61               | 1005                 | 4.38                 | 0.01               | <0.05                | 18.7                 | 44                  | 15.8                 | 3.1                  | 0.001                | 0.41              | 0.10                 | 1.1                  | <0.2                 |
|               |                    |                      |                      |                    |                      |                      |                     |                      |                      |                      |                   |                      |                      |                      |
| DUP HSK19     | <0.01              | 32                   | 6.56                 | 0.02               | 0.06                 | 8.5                  | 38                  | 2748.0               | 2.0                  | 0.001                | 0.08              | 1.35                 | 0.4                  | <0.2                 |
| STD BLANK     | <0.01              | <5                   | <0.05                | <0.01              | <0.05                | <0.2                 | <10                 | <0.2                 | <0.1                 | <0.001               | <0.01             | <0.05                | <0.1                 | <0.2                 |
| STD BLANK     |                    |                      |                      |                    |                      |                      |                     |                      |                      |                      |                   |                      |                      |                      |
| STD OREAS 24b | 1.37               | 346                  | 3.80                 | 0.11               | 0.16                 | 56.9                 | 642                 | 9.9                  | 115.2                | <0.001               | 0.20              | 0.34                 | 10.0                 | <0.2                 |
| STD MP-1b     |                    |                      |                      |                    |                      |                      |                     |                      |                      |                      |                   |                      |                      |                      |

\*\*\*Please refer to the cover page for comments regarding this test report. \*\*\*



MSALABS  
 Unit 1, 20120 102nd Avenue  
 Langley, BC V1M 4B4  
 Phone: +1-604-888-0875

To: DLP Resources Inc.  
 213 - 8th St., S  
 Cranbrook, BC, V1C 1N9  
 Canada

**TEST REPORT: YVR1910636A**

Project Name: HUNGRY MINER  
 Job Received Date: 19-Sep-2019  
 Job Report Date: 04-Nov-2019  
 Report Version: Final

|               | IMS-130<br>Sn<br>ppm | IMS-130<br>Sr<br>ppm | IMS-130<br>Ta<br>ppm | IMS-130<br>Te<br>ppm | IMS-130<br>Th<br>ppm | IMS-130<br>Ti<br>% | IMS-130<br>Tl<br>ppm | IMS-130<br>U<br>ppm | IMS-130<br>V<br>ppm | IMS-130<br>W<br>ppm | IMS-130<br>Y<br>ppm | IMS-130<br>Zn<br>ppm | IMS-130<br>Zr<br>ppm |
|---------------|----------------------|----------------------|----------------------|----------------------|----------------------|--------------------|----------------------|---------------------|---------------------|---------------------|---------------------|----------------------|----------------------|
| Sample ID     | 0.2                  | 0.2                  | 0.01                 | 0.01                 | 0.2                  | 0.005              | 0.02                 | 0.05                | 1                   | 0.05                | 0.05                | 1                    | 0.5                  |
| Granite Blank | 0.5                  | 22.2                 | <0.01                | <0.01                | 2.2                  | 0.098              | <0.02                | 0.52                | 24                  | 0.70                | 9.77                | 31                   | 4.7                  |
| Granite Blank | 0.4                  | 24.8                 | <0.01                | <0.01                | 2.4                  | 0.104              | <0.02                | 0.48                | 25                  | 0.72                | 9.99                | 31                   | 4.5                  |
| HSK16         | 2.1                  | 1.0                  | <0.01                | 0.04                 | 0.4                  | <0.005             | <0.02                | 0.13                | 2                   | 1.91                | 0.40                | 2                    | 0.7                  |
| HSK17         | 13.3                 | 6.2                  | <0.01                | 0.52                 | <0.2                 | <0.005             | <0.02                | 1.11                | 2                   | 3.55                | 0.07                | 70                   | <0.5                 |
| HSK18         | 1.7                  | 4.2                  | <0.01                | 2.04                 | 0.6                  | <0.005             | <0.02                | 0.12                | 3                   | 5.84                | 0.08                | 8                    | <0.5                 |
| HSK19         | 2.9                  | 1.1                  | <0.01                | 0.03                 | 1.3                  | <0.005             | <0.02                | 0.50                | 2                   | 3.14                | 0.49                | 100                  | 0.6                  |
| HSK20         | 0.2                  | 2.2                  | <0.01                | 0.02                 | 2.0                  | <0.005             | 0.02                 | 3.90                | 3                   | 2.02                | 1.31                | 41                   | 1.3                  |
| HSK21         | 0.2                  | 2.2                  | <0.01                | 1.32                 | 7.2                  | <0.005             | 0.06                 | 3.94                | 4                   | 1.31                | 6.96                | 19                   | 1.1                  |
| HSK22         | 24.6                 | 18.7                 | <0.01                | 0.16                 | 1.3                  | <0.005             | 0.02                 | 0.16                | 3                   | 2.54                | 3.33                | 861                  | <0.5                 |
| HSK23         | 37.8                 | 45.0                 | 0.11                 | 1.57                 | 5.1                  | <0.005             | 0.32                 | 0.54                | 6                   | 3.91                | 2.63                | 4012                 | 4.0                  |
| HSK24         | 47.8                 | 51.0                 | 0.12                 | <0.01                | 4.4                  | <0.005             | 0.23                 | 0.51                | 9                   | 3.54                | 2.65                | 2058                 | 3.6                  |
| HSK25         | <0.2                 | 2.5                  | <0.01                | 0.08                 | 0.4                  | <0.005             | <0.02                | 0.16                | <1                  | <0.05               | 1.39                | 6                    | <0.5                 |
| HSK26         | <0.2                 | 6.4                  | <0.01                | 0.07                 | 32.2                 | <0.005             | <0.02                | 1.81                | 2                   | <0.05               | 1.72                | 537                  | 0.5                  |
| HSK27         | 1.1                  | 0.5                  | <0.01                | 0.09                 | 7.3                  | <0.005             | <0.02                | 6.06                | 3                   | 4.28                | 4.97                | 16                   | 0.6                  |
| HSK28         | 28.0                 | 1.4                  | 0.09                 | <0.01                | 1.2                  | <0.005             | 0.09                 | 58.77               | 2                   | 10.86               | 2.27                | 5                    | 1.7                  |
| HSK29         | 0.6                  | 0.3                  | <0.01                | 0.01                 | 0.7                  | <0.005             | <0.02                | 2.01                | <1                  | 0.98                | 1.28                | 8                    | <0.5                 |
| HSK30         | 0.2                  | 0.5                  | <0.01                | 0.48                 | 0.8                  | <0.005             | <0.02                | 1.03                | 1                   | 3.46                | 0.14                | 1062                 | <0.5                 |
| HMK08         | 1.2                  | 0.7                  | <0.01                | 0.21                 | 0.8                  | <0.005             | <0.02                | 0.31                | 4                   | <0.05               | 0.28                | 12                   | 0.6                  |
| HMK09         | <0.2                 | 495.0                | <0.01                | 0.02                 | 7.4                  | 0.022              | 0.29                 | 1.11                | 102                 | 0.06                | 17.55               | 78                   | 2.5                  |
| HMK09PD       | <0.2                 | 482.8                | <0.01                | 0.03                 | 7.4                  | 0.022              | 0.28                 | 1.11                | 101                 | 0.06                | 17.13               | 78                   | 2.3                  |
| HMK10         | 30.6                 | 18.9                 | <0.01                | 0.07                 | 3.6                  | <0.005             | 0.04                 | 0.64                | 4                   | 2.15                | 0.77                | 86                   | 2.4                  |
| HMK11         | 14.2                 | 11.7                 | <0.01                | 0.03                 | 1.5                  | <0.005             | <0.02                | 0.29                | 2                   | 2.65                | 0.31                | 52                   | 1.1                  |
| HMK12         | 51.5                 | 11.5                 | <0.01                | 0.81                 | 3.0                  | <0.005             | <0.02                | 1.84                | 2                   | 3.23                | 0.15                | 296                  | <0.5                 |
| HMK13         | 1.7                  | 1.2                  | <0.01                | 0.12                 | 0.2                  | <0.005             | <0.02                | 0.18                | 1                   | 3.66                | 0.06                | 52                   | <0.5                 |
| HMK14         | 0.3                  | 35.0                 | <0.01                | 0.03                 | 0.8                  | <0.005             | <0.02                | 0.14                | 3                   | 1.79                | 2.12                | 15                   | 0.7                  |

\*\*\*Please refer to the cover page for comments regarding this test report. \*\*\*



MSALABS  
 Unit 1, 20120 102nd Avenue  
 Langley, BC V1M 4B4  
 Phone: +1-604-888-0875

To: **DLP Resources Inc.**  
**213 - 8th St., S**  
**Cranbrook, BC, V1C 1N9**  
**Canada**

|                     |                    |
|---------------------|--------------------|
| <b>TEST REPORT:</b> | <b>YVR1910636A</b> |
|---------------------|--------------------|

Project Name: HUNGRY MINER  
 Job Received Date: 19-Sep-2019  
 Job Report Date: 04-Nov-2019  
 Report Version: Final

|               | IMS-130<br>Sn<br>ppm | IMS-130<br>Sr<br>ppm | IMS-130<br>Ta<br>ppm | IMS-130<br>Te<br>ppm | IMS-130<br>Th<br>ppm | IMS-130<br>Ti<br>% | IMS-130<br>Tl<br>ppm | IMS-130<br>U<br>ppm | IMS-130<br>V<br>ppm | IMS-130<br>W<br>ppm | IMS-130<br>Y<br>ppm | IMS-130<br>Zn<br>ppm | IMS-130<br>Zr<br>ppm |
|---------------|----------------------|----------------------|----------------------|----------------------|----------------------|--------------------|----------------------|---------------------|---------------------|---------------------|---------------------|----------------------|----------------------|
| Sample ID     | 0.2                  | 0.2                  | 0.01                 | 0.01                 | 0.2                  | 0.005              | 0.02                 | 0.05                | 1                   | 0.05                | 0.05                | 1                    | 0.5                  |
| HMK15         | 0.6                  | 0.9                  | <0.01                | 0.53                 | 0.7                  | <0.005             | <0.02                | 0.28                | 1                   | 3.10                | 0.62                | 6                    | <0.5                 |
| HMK16         | 0.3                  | 3.4                  | <0.01                | 0.06                 | 10.3                 | <0.005             | 0.07                 | 1.26                | 8                   | 0.66                | 2.57                | 33                   | 1.4                  |
| HMK17         | 0.2                  | 189.2                | <0.01                | 0.02                 | 1.7                  | <0.005             | <0.02                | 1.20                | 4                   | 1.26                | 4.99                | 15                   | <0.5                 |
| HMK18         | 0.2                  | 58.1                 | <0.01                | 0.04                 | 0.5                  | <0.005             | <0.02                | 0.12                | 4                   | 1.82                | 3.01                | 41                   | <0.5                 |
| DUP HSK19     | 2.9                  | 1.1                  | <0.01                | 0.09                 | 1.3                  | <0.005             | <0.02                | 0.50                | 2                   | 3.13                | 0.47                | 102                  | 0.5                  |
| STD BLANK     | <0.2                 | <0.2                 | <0.01                | <0.01                | <0.2                 | <0.005             | <0.02                | <0.05               | <1                  | <0.05               | <0.05               | <1                   | <0.5                 |
| STD BLANK     |                      |                      |                      |                      |                      |                    |                      |                     |                     |                     |                     |                      |                      |
| STD OREAS 24b | 2.2                  | 28.8                 | <0.01                | 0.05                 | 14.2                 | 0.213              | 0.66                 | 1.76                | 78                  | 1.18                | 12.14               | 96                   | 26.5                 |
| STD MP-1b     |                      |                      |                      |                      |                      |                    |                      |                     |                     |                     |                     |                      |                      |

\*\*\*Please refer to the cover page for comments regarding this test report. \*\*\*



**MSALABS**

MSALABS  
Unit 1, 20120 102nd Avenue  
Langley, BC V1M 4B4  
Phone: +1-604-888-0875

To: **DLP Resources Inc.**  
**c/o 213 - 8th St. S.**

**TEST REPORT: YVR1910542A**

Project Name: HUNGRY CREEK  
Job Received Date: 14-Aug-2019  
Job Report Date: 10-Oct-2019  
Number of Samples: 14  
Report Version: Final

**COMMENTS:**

Samples originally from YVR1910542.

Test results reported relate to the tested samples only on an "as received" basis. Unless otherwise stated above, sufficient sample was received for the methods requested and all samples were received in acceptable condition. Analytical results in unsigned reports marked "provisional" are subject to change, pending final QC review and approval. The customer has not provided any information that can affect the validity of the test results. Please refer to MSALABS' Schedule of Services and Fees for our complete Terms and Conditions. Preliminary results are applicable when a portion of samples in a job is 100% completed and reported or 1 of a number of methods on the same job have been completed 100%. Results cannot change, but additional results or results for additional methods can be added.

| SAMPLE PREPARATION |                                      |
|--------------------|--------------------------------------|
| METHOD CODE        | DESCRIPTION                          |
| PLG-100            | Log Sample - No preparation required |
|                    |                                      |

| ANALYTICAL METHODS |                                      |
|--------------------|--------------------------------------|
| METHOD CODE        | DESCRIPTION                          |
| SPM-210            | S, Total, LECO Induction             |
| ICF-6As            | As, 0.2g, 4-Acid, ICP-AES, Ore Grade |
| ICF-6Cu            | Cu, 0.2g, 4-Acid, ICP-AES, Ore Grade |
| ICF-6Pb            | Pb, 0.2g, 4-Acid, ICP-AES, Ore Grade |

**Signature:**

Yvette Hsi, BSc.  
Laboratory Manager  
MSALABS



MSALABS  
 Unit 1, 20120 102nd Avenue  
 Langley, BC V1M 4B4  
 Phone: +1-604-888-0875

To: **DLP Resources Inc.**  
**c/o 213 - 8th St. S.**

|                     |                    |
|---------------------|--------------------|
| <b>TEST REPORT:</b> | <b>YVR1910542A</b> |
|---------------------|--------------------|

Project Name: HUNGRY CREEK  
 Job Received Date: 14-Aug-2019  
 Job Report Date: 10-Oct-2019  
 Report Version: Final

| Sample ID  | Sample Type | PWE-100 Rec. Wt. kg | Method Analyte Units | SPM-210 TS % | ICF-6As As % | ICF-6Cu Cu % | ICF-6Pb Pb % |
|------------|-------------|---------------------|----------------------|--------------|--------------|--------------|--------------|
|            |             | 0.01                | LOR                  | 0.01         | 0.005        | 0.001        | 0.01         |
| HSK-01     | Rock        | 0.57                |                      |              | 6.130        |              |              |
| HSK-02     | Rock        | 1.72                |                      | 19.90        |              |              |              |
| HSK-03     | Rock        | 1.10                |                      | 13.50        |              |              |              |
| HSK-04     | Rock        | 0.58                |                      |              |              | 4.626        |              |
| HSK-11     | Rock        | 1.25                |                      |              |              |              | 1.67         |
| HSK-13     | Rock        | 1.15                |                      | 27.40        |              |              |              |
| HSK-14     | Rock        | 1.06                |                      | 39.60        |              |              |              |
| HSK-15     | Rock        | 0.54                |                      | 11.50        |              |              |              |
| Mkg-118    | Rock        | 1.72                |                      | 11.90        |              |              |              |
| HMK-01     | Rock        | 0.31                |                      |              |              |              | 2.06         |
| HMK-02     | Rock        | 0.35                |                      |              |              |              | 2.77         |
| HMK-03     | Rock        | 0.30                |                      |              |              |              | 1.83         |
| HMK-05     | Rock        | 0.67                |                      | 15.90        |              |              |              |
| HMK-06     | Rock        | 0.76                |                      | 18.70        |              | 5.000        |              |
| DUP HSK-02 |             |                     |                      | 20.00        |              |              |              |
| STD BLANK  |             |                     |                      | <0.01        |              |              |              |
| STD BLANK  |             |                     |                      |              | <0.005       | <0.001       | <0.01        |
| STD HCC-1  |             |                     |                      | 33.90        |              |              |              |
| STD MP-1b  |             |                     |                      |              | 2.310        | 3.055        | 2.10         |

\*\*\*Please refer to the cover page for comments regarding this test report. \*\*\*



MSALABS  
 Unit 1, 20120 102nd Avenue  
 Langley, BC V1M 4B4  
 Phone: +1-604-888-0875

To: **DLP Resources Inc.**  
**c/o 213 - 8th St. S.**

|                     |                   |
|---------------------|-------------------|
| <b>TEST REPORT:</b> | <b>YVR1910542</b> |
|---------------------|-------------------|

Project Name: HUNGRY CREEK  
 Job Received Date: 14-Aug-2019  
 Job Report Date: 18-Sep-2019  
 Number of Samples: 20  
 Report Version: Final

**COMMENTS:**

Coarse gold may be present in some samples.

Test results reported relate to the tested samples only on an "as received" basis. Unless otherwise stated above, sufficient sample was received for the methods requested and all samples were received in acceptable condition. Analytical results in unsigned reports marked "provisional" are subject to change, pending final QC review and approval. The customer has not provided any information that can affect the validity of the test results. Please refer to MSALABS' Schedule of Services and Fees for our complete Terms and Conditions. Preliminary results are applicable when a portion of samples in a job is 100% completed and reported or 1 of a number of methods on the same job have been completed 100%. Results cannot change, but additional results or results for additional methods can be added.

| SAMPLE PREPARATION |  |
|--------------------|--|
| METHOD CODE        | DESCRIPTION  |
| PRP-910            | Dry, Crush to 70% passing 2mm, Split 250g, Pulverize to 85% passing 75µm |
|                    |  |

| ANALYTICAL METHODS |  |
|--------------------|--|
| METHOD CODE        | DESCRIPTION  |
| IMS-130            | Multi-Element, 0.5g, 3:1 Aqua Regia, ICP-AES/MS, Ultra Trace Level |
|                    |  |

**Signature:**

Yvette Hsi, BSc.  
 Laboratory Manager  
 MSALABS



MSALABS  
 Unit 1, 20120 102nd Avenue  
 Langley, BC V1M 4B4  
 Phone: +1-604-888-0875

To: DLP Resources Inc.  
 c/o 213 - 8th St. S.

|                     |                   |
|---------------------|-------------------|
| <b>TEST REPORT:</b> | <b>YVR1910542</b> |
|---------------------|-------------------|

Project Name: HUNGRY CREEK  
 Job Received Date: 14-Aug-2019  
 Job Report Date: 18-Sep-2019  
 Report Version: Final

|               | Sample Type | PWE-100 Rec. Wt. kg | Method Analyte Units | IMS-130 Ag ppm | IMS-130 Al % | IMS-130 As ppm | IMS-130 Au ppm | IMS-130 B ppm | IMS-130 Ba ppm | IMS-130 Be ppm | IMS-130 Bi ppm | IMS-130 Ca % | IMS-130 Cd ppm | IMS-130 Ce ppm |
|---------------|-------------|---------------------|----------------------|----------------|--------------|----------------|----------------|---------------|----------------|----------------|----------------|--------------|----------------|----------------|
|               |             | 0.01                | LOR                  | 0.01           | 0.01         | 0.1            | 0.0005         | 10            | 10             | 0.05           | 0.01           | 0.01         | 0.01           | 0.02           |
| Granite Blank | QC-P-BK     | --                  |                      | 0.02           | 0.76         | 0.6            | <0.0005        | 31            | 73             | 0.17           | 0.03           | 0.63         | 0.02           | 13.90          |
| Granite Blank | QC-P-BK     | --                  |                      | <0.01          | 0.77         | 0.2            | <0.0005        | <10           | 67             | 0.17           | 0.02           | 0.61         | 0.03           | 14.21          |
| HSK-01        | Rock        | 0.57                |                      | 37.30          | 0.43         | >10000         | 0.0463         | <10           | 85             | 0.58           | 83.76          | 0.02         | 2.68           | 15.00          |
| HSK-02        | Rock        | 1.72                |                      | 1.85           | 0.13         | 452.0          | 0.0855         | 28            | <10            | <0.05          | 7.42           | <0.01        | 0.31           | 0.28           |
| HSK-02PD      | QC-PD       | --                  |                      | 1.82           | 0.13         | 380.6          | 0.1196         | 26            | <10            | <0.05          | 7.38           | <0.01        | 0.33           | 0.29           |
| HSK-03        | Rock        | 1.10                |                      | 0.16           | 0.17         | 305.4          | 0.0664         | 18            | <10            | <0.05          | 4.61           | <0.01        | 0.01           | 4.78           |
| HSK-04        | Rock        | 0.58                |                      | 50.70          | 0.07         | 44.8           | 0.1064         | <10           | <10            | <0.05          | 3.02           | <0.01        | 1.83           | 11.48          |
| HSK-05        | Rock        | 0.53                |                      | 0.42           | 0.22         | 2.5            | 0.0014         | <10           | <10            | 0.06           | 0.22           | 0.03         | 0.21           | 2.74           |
| HSK-07        | Rock        | 0.93                |                      | 3.15           | 0.19         | 58.1           | 0.1624         | 19            | <10            | <0.05          | 4.72           | <0.01        | 1.23           | 0.27           |
| HSK-08        | Rock        | 0.82                |                      | 0.12           | 0.30         | 5770.9         | 0.0144         | <10           | 71             | 0.70           | 0.14           | <0.01        | 0.14           | 23.15          |
| HSK-09        | Rock        | 1.03                |                      | 1.50           | 0.41         | 456.5          | 0.0023         | <10           | 64             | 0.74           | 0.42           | 0.05         | 10.52          | 27.20          |
| HSK-11        | Rock        | 1.25                |                      | 67.67          | 0.06         | 5.8            | 0.0611         | <10           | <10            | 0.08           | 593.35         | 1.94         | 4.20           | 1.05           |
| HSK-12        | Rock        | 0.67                |                      | 0.72           | 0.07         | 8.2            | 0.0033         | 18            | 23             | <0.05          | 3.34           | 1.04         | 0.60           | 3.58           |
| HSK-13        | Rock        | 1.15                |                      | 2.42           | 1.43         | 3557.0         | 0.3512         | 35            | <10            | 0.15           | 39.50          | 0.04         | 0.09           | 1.00           |
| HSK-14        | Rock        | 1.06                |                      | 0.63           | 0.04         | 943.0          | 0.1288         | 45            | <10            | <0.05          | 23.16          | <0.01        | 0.03           | 0.27           |
| HSK-15        | Rock        | 0.54                |                      | 0.67           | 0.13         | 1168.7         | 0.3431         | 16            | <10            | <0.05          | 12.08          | 0.18         | 0.04           | 0.70           |
| HMK-01        | Rock        | 0.31                |                      | 66.34          | 0.08         | 534.3          | 0.0083         | <10           | 12             | 0.13           | 82.39          | <0.01        | 3.66           | 1.57           |
| HMK-02        | Rock        | 0.35                |                      | 71.29          | 0.12         | 1746.1         | 0.0184         | <10           | 22             | 0.22           | 84.60          | <0.01        | 8.77           | 2.09           |
| HMK-03        | Rock        | 0.30                |                      | 38.94          | 0.33         | 124.1          | 0.0025         | <10           | 79             | 0.66           | 28.20          | 0.27         | 11.75          | 13.37          |
| HMK-04        | Rock        | 1.02                |                      | 1.19           | 0.37         | 7.9            | 0.0013         | <10           | 4777           | 0.17           | 1.30           | 0.01         | 0.16           | 17.48          |
| HMK-05        | Rock        | 0.67                |                      | 0.31           | 0.04         | 217.8          | 0.0336         | 22            | <10            | <0.05          | 6.19           | <0.01        | 0.03           | 0.09           |

\*\*\*Please refer to the cover page for comments regarding this test report. \*\*\*



MSALABS  
 Unit 1, 20120 102nd Avenue  
 Langley, BC V1M 4B4  
 Phone: +1-604-888-0875

To: **DLP Resources Inc.**  
**c/o 213 - 8th St. S.**

|                     |                   |
|---------------------|-------------------|
| <b>TEST REPORT:</b> | <b>YVR1910542</b> |
|---------------------|-------------------|

Project Name: HUNGRY CREEK  
 Job Received Date: 14-Aug-2019  
 Job Report Date: 18-Sep-2019  
 Report Version: Final

|               | Sample Type | PWE-100 Rec. Wt. kg | Method Analyte Units | IMS-130 Ag ppm | IMS-130 Al % | IMS-130 As ppm | IMS-130 Au ppm | IMS-130 B ppm | IMS-130 Ba ppm | IMS-130 Be ppm | IMS-130 Bi ppm | IMS-130 Ca % | IMS-130 Cd ppm | IMS-130 Ce ppm |
|---------------|-------------|---------------------|----------------------|----------------|--------------|----------------|----------------|---------------|----------------|----------------|----------------|--------------|----------------|----------------|
|               |             | 0.01                | LOR                  | 0.01           | 0.01         | 0.1            | 0.0005         | 10            | 10             | 0.05           | 0.01           | 0.01         | 0.01           | 0.02           |
| HMK-06        | Rock        | 0.76                |                      | 25.24          | 0.18         | 435.9          | 1.4860         | 29            | <10            | <0.05          | 9.59           | <0.01        | 5.40           | 2.94           |
| HMK-07        | Rock        | 0.54                |                      | 1.23           | 1.72         | 9.7            | 0.0058         | 17            | 13             | 0.15           | 0.17           | 2.04         | 0.24           | 9.19           |
| DUP HSK-11    |             |                     |                      | 69.34          | 0.06         | 4.9            | 0.0575         | 12            | <10            | 0.08           | 617.31         | 1.95         | 4.26           | 1.04           |
| STD BLANK     |             |                     |                      | <0.01          | <0.01        | <0.1           | <0.0005        | <10           | <10            | <0.05          | <0.01          | <0.01        | <0.01          | <0.02          |
| STD OREAS 601 |             |                     |                      | 50.18          | 0.82         | 314.1          | 0.8096         | <10           | 344            | 0.63           | 22.34          | 1.07         | 8.09           | 45.26          |

\*\*\*Please refer to the cover page for comments regarding this test report. \*\*\*



MSALABS  
 Unit 1, 20120 102nd Avenue  
 Langley, BC V1M 4B4  
 Phone: +1-604-888-0875

To: **DLP Resources Inc.**  
**c/o 213 - 8th St. S.**

|                     |                   |
|---------------------|-------------------|
| <b>TEST REPORT:</b> | <b>YVR1910542</b> |
|---------------------|-------------------|

Project Name: HUNGRY CREEK  
 Job Received Date: 14-Aug-2019  
 Job Report Date: 18-Sep-2019  
 Report Version: Final

|               | IMS-130<br>Co<br>ppm | IMS-130<br>Cr<br>ppm | IMS-130<br>Cs<br>ppm | IMS-130<br>Cu<br>ppm | IMS-130<br>Fe<br>% | IMS-130<br>Ga<br>ppm | IMS-130<br>Ge<br>ppm | IMS-130<br>Hf<br>ppm | IMS-130<br>Hg<br>ppm | IMS-130<br>In<br>ppm | IMS-130<br>K<br>% | IMS-130<br>La<br>ppm | IMS-130<br>Li<br>ppm | IMS-130<br>Mg<br>% |
|---------------|----------------------|----------------------|----------------------|----------------------|--------------------|----------------------|----------------------|----------------------|----------------------|----------------------|-------------------|----------------------|----------------------|--------------------|
|               | 0.1                  | 1                    | 0.05                 | 0.2                  | 0.01               | 0.05                 | 0.05                 | 0.02                 | 0.005                | 0.005                | 0.01              | 0.2                  | 0.1                  | 0.01               |
| Granite Blank | 3.1                  | 65                   | 0.10                 | 5.5                  | 1.61               | 3.77                 | 0.08                 | 0.34                 | <0.005               | 0.008                | 0.11              | 6.5                  | 1.4                  | 0.40               |
| Granite Blank | 3.2                  | 60                   | 0.10                 | 3.4                  | 1.65               | 3.67                 | 0.08                 | 0.26                 | <0.005               | 0.010                | 0.10              | 6.6                  | 1.3                  | 0.42               |
| HSK-01        | 19.0                 | 51                   | 0.60                 | 16.9                 | 5.04               | 1.33                 | 0.06                 | 0.17                 | <0.005               | 0.024                | 0.27              | 8.0                  | 0.5                  | 0.01               |
| HSK-02        | 1595.9               | 153                  | 0.06                 | 4657.7               | 16.27              | 0.37                 | 0.16                 | 0.04                 | 0.007                | 0.051                | 0.02              | <0.2                 | 0.7                  | 0.14               |
| HSK-02PD      | 1605.8               | 195                  | 0.06                 | 4641.5               | 15.94              | 0.35                 | 0.14                 | 0.04                 | 0.009                | 0.059                | 0.02              | <0.2                 | 0.7                  | 0.14               |
| HSK-03        | 1251.4               | 228                  | <0.05                | 150.0                | 11.50              | 0.66                 | 0.10                 | 0.02                 | 0.007                | 0.037                | <0.01             | 2.1                  | 1.1                  | 0.21               |
| HSK-04        | 21.8                 | 324                  | 0.17                 | >10000               | 4.85               | 1.00                 | 0.59                 | 0.10                 | 0.048                | 1.666                | 0.05              | 6.0                  | 1.9                  | <0.01              |
| HSK-05        | 30.7                 | 377                  | 0.30                 | 293.2                | 1.51               | 0.67                 | <0.05                | <0.02                | <0.005               | 0.015                | 0.04              | 1.3                  | 2.2                  | 0.10               |
| HSK-07        | 321.0                | 184                  | <0.05                | 7504.4               | 7.56               | 0.52                 | 0.11                 | <0.02                | 0.008                | 0.103                | 0.02              | <0.2                 | 0.9                  | 0.21               |
| HSK-08        | 2.2                  | 107                  | 0.52                 | 69.7                 | 0.81               | 1.52                 | <0.05                | 0.37                 | <0.005               | 0.006                | 0.23              | 12.6                 | 0.6                  | <0.01              |
| HSK-09        | 0.6                  | 92                   | 0.74                 | 24.9                 | 0.96               | 2.03                 | <0.05                | 0.25                 | 0.005                | 0.047                | 0.24              | 14.9                 | 1.1                  | <0.01              |
| HSK-11        | 10.6                 | 198                  | 0.23                 | 28.3                 | 2.46               | 0.22                 | <0.05                | 0.02                 | <0.005               | 0.008                | 0.03              | 0.4                  | 0.5                  | 0.53               |
| HSK-12        | 46.5                 | 172                  | 0.09                 | 54.8                 | 6.62               | 0.34                 | <0.05                | 0.03                 | 0.006                | 0.047                | 0.01              | 1.8                  | 0.4                  | 0.43               |
| HSK-13        | 1447.8               | 128                  | 0.06                 | 143.0                | 24.46              | 3.99                 | 0.15                 | 0.04                 | 0.074                | 0.541                | <0.01             | 0.4                  | 9.2                  | 2.10               |
| HSK-14        | 3634.8               | 122                  | <0.05                | 139.2                | 30.41              | 0.18                 | 0.11                 | <0.02                | 0.012                | 0.014                | <0.01             | <0.2                 | 0.3                  | 0.05               |
| HSK-15        | 1044.1               | 274                  | <0.05                | 48.8                 | 10.13              | 0.41                 | <0.05                | 0.04                 | 0.022                | 0.168                | 0.01              | 0.2                  | 1.0                  | 0.26               |
|               |                      |                      |                      |                      |                    |                      |                      |                      |                      |                      |                   |                      |                      |                    |
| HMK-01        | 0.9                  | 427                  | 0.11                 | 5.5                  | 0.76               | 0.32                 | <0.05                | 0.04                 | 0.016                | 0.353                | 0.04              | 0.8                  | 0.3                  | <0.01              |
| HMK-02        | 1.0                  | 351                  | 0.12                 | 4.3                  | 0.79               | 0.41                 | <0.05                | 0.05                 | 0.018                | 0.376                | 0.07              | 1.1                  | 0.3                  | <0.01              |
| HMK-03        | 1.5                  | 265                  | 0.45                 | 16.5                 | 0.92               | 1.29                 | <0.05                | 0.18                 | 0.009                | 0.289                | 0.25              | 7.3                  | 0.8                  | <0.01              |
| HMK-04        | 2.7                  | 170                  | 0.13                 | 723.3                | 0.37               | 1.47                 | <0.05                | 0.05                 | 0.005                | 0.043                | 0.06              | 8.1                  | 0.5                  | <0.01              |
| HMK-05        | 1119.0               | 364                  | <0.05                | 82.0                 | 13.59              | 0.23                 | 0.15                 | 0.03                 | <0.005               | 0.007                | <0.01             | <0.2                 | 0.3                  | 0.05               |

\*\*\*Please refer to the cover page for comments regarding this test report. \*\*\*



MSALABS  
 Unit 1, 20120 102nd Avenue  
 Langley, BC V1M 4B4  
 Phone: +1-604-888-0875

To: **DLP Resources Inc.**  
**c/o 213 - 8th St. S.**

|                     |                   |
|---------------------|-------------------|
| <b>TEST REPORT:</b> | <b>YVR1910542</b> |
|---------------------|-------------------|

Project Name: HUNGRY CREEK  
 Job Received Date: 14-Aug-2019  
 Job Report Date: 18-Sep-2019  
 Report Version: Final

|               | IMS-130<br>Co<br>ppm | IMS-130<br>Cr<br>ppm | IMS-130<br>Cs<br>ppm | IMS-130<br>Cu<br>ppm | IMS-130<br>Fe<br>% | IMS-130<br>Ga<br>ppm | IMS-130<br>Ge<br>ppm | IMS-130<br>Hf<br>ppm | IMS-130<br>Hg<br>ppm | IMS-130<br>In<br>ppm | IMS-130<br>K<br>% | IMS-130<br>La<br>ppm | IMS-130<br>Li<br>ppm | IMS-130<br>Mg<br>% |
|---------------|----------------------|----------------------|----------------------|----------------------|--------------------|----------------------|----------------------|----------------------|----------------------|----------------------|-------------------|----------------------|----------------------|--------------------|
|               | 0.1                  | 1                    | 0.05                 | 0.2                  | 0.01               | 0.05                 | 0.05                 | 0.02                 | 0.005                | 0.005                | 0.01              | 0.2                  | 0.1                  | 0.01               |
| HMK-06        | 1835.1               | 314                  | 0.11                 | >10000               | 16.41              | 1.02                 | 0.47                 | 0.11                 | 0.046                | 1.378                | 0.03              | 1.0                  | 2.8                  | 0.14               |
| HMK-07        | 105.7                | 181                  | 0.61                 | 1708.7               | 7.70               | 5.92                 | <0.05                | 0.02                 | <0.005               | 0.032                | 0.09              | 3.7                  | 11.0                 | 1.59               |
| DUP HSK-11    | 10.4                 | 165                  | 0.22                 | 26.8                 | 2.44               | 0.20                 | <0.05                | 0.05                 | <0.005               | 0.010                | 0.03              | 0.5                  | 0.5                  | 0.53               |
| STD BLANK     | <0.1                 | <1                   | <0.05                | <0.2                 | <0.01              | <0.05                | <0.05                | <0.02                | <0.005               | <0.005               | <0.01             | <0.2                 | <0.1                 | <0.01              |
| STD OREAS 601 | 4.8                  | 45                   | 2.00                 | 1037.4               | 2.19               | 5.36                 | 0.10                 | 0.81                 | 0.272                | 1.624                | 0.25              | 21.5                 | 8.0                  | 0.19               |

\*\*\*Please refer to the cover page for comments regarding this test report. \*\*\*



MSALABS  
 Unit 1, 20120 102nd Avenue  
 Langley, BC V1M 4B4  
 Phone: +1-604-888-0875

To: DLP Resources Inc.  
 c/o 213 - 8th St. S.

|                     |                   |
|---------------------|-------------------|
| <b>TEST REPORT:</b> | <b>YVR1910542</b> |
|---------------------|-------------------|

Project Name: HUNGRY CREEK  
 Job Received Date: 14-Aug-2019  
 Job Report Date: 18-Sep-2019  
 Report Version: Final

|               | IMS-130<br>Mn<br>ppm | IMS-130<br>Mo<br>ppm | IMS-130<br>Na<br>% | IMS-130<br>Nb<br>ppm | IMS-130<br>Ni<br>ppm | IMS-130<br>P<br>ppm | IMS-130<br>Pb<br>ppm | IMS-130<br>Rb<br>ppm | IMS-130<br>Re<br>ppm | IMS-130<br>S<br>% | IMS-130<br>Sb<br>ppm | IMS-130<br>Sc<br>ppm | IMS-130<br>Se<br>ppm | IMS-130<br>Sn<br>ppm |
|---------------|----------------------|----------------------|--------------------|----------------------|----------------------|---------------------|----------------------|----------------------|----------------------|-------------------|----------------------|----------------------|----------------------|----------------------|
|               | 5                    | 0.05                 | 0.01               | 0.05                 | 0.2                  | 10                  | 0.2                  | 0.1                  | 0.001                | 0.01              | 0.05                 | 0.1                  | 0.2                  | 0.2                  |
| Granite Blank | 455                  | 3.45                 | 0.10               | 0.30                 | 3.3                  | 387                 | 1.2                  | 3.5                  | 0.001                | <0.01             | 0.08                 | 3.6                  | <0.2                 | 0.5                  |
| Granite Blank | 459                  | 3.37                 | 0.11               | 0.29                 | 2.7                  | 398                 | 1.1                  | 3.2                  | 0.001                | <0.01             | <0.05                | 3.5                  | <0.2                 | 0.3                  |
| HSK-01        | <5                   | 2.84                 | 0.07               | 1.46                 | 17.8                 | 101                 | 8722.2               | 14.4                 | <0.001               | 3.08              | 9.34                 | 0.6                  | 4.4                  | 2.7                  |
| HSK-02        | <5                   | 5.15                 | 0.01               | 0.13                 | 109.9                | <10                 | 26.6                 | 0.9                  | 0.001                | >10               | 1.80                 | 0.3                  | 57.8                 | 1.5                  |
| HSK-02PD      | <5                   | 6.89                 | 0.01               | 0.09                 | 110.5                | <10                 | 10.9                 | 0.9                  | 0.001                | >10               | 1.86                 | 0.3                  | 55.8                 | 1.7                  |
| HSK-03        | <5                   | 7.43                 | 0.01               | 0.07                 | 158.8                | <10                 | 4.1                  | 0.3                  | 0.001                | >10               | 1.35                 | 0.6                  | 24.3                 | 0.3                  |
| HSK-04        | 10                   | 10.31                | 0.01               | 0.13                 | 16.0                 | 13                  | 35.1                 | 3.0                  | 0.001                | 4.48              | 123.40               | 0.4                  | 48.2                 | 11.7                 |
| HSK-05        | 42                   | 11.14                | 0.02               | 0.05                 | 86.3                 | 82                  | 5.0                  | 2.5                  | 0.002                | 0.59              | 1.07                 | 0.3                  | 0.5                  | <0.2                 |
| HSK-07        | 7                    | 6.22                 | 0.01               | 0.06                 | 61.7                 | <10                 | 1.9                  | 1.0                  | <0.001               | 8.23              | 0.63                 | 0.3                  | 37.8                 | 2.7                  |
| HSK-08        | 68                   | 3.54                 | 0.03               | 0.91                 | 4.4                  | 65                  | 31.5                 | 13.2                 | 0.001                | 0.34              | 1.28                 | 0.3                  | 0.3                  | 1.0                  |
| HSK-09        | 481                  | 3.11                 | 0.08               | 1.36                 | 3.4                  | 64                  | 1510.6               | 16.6                 | <0.001               | 0.23              | 1.26                 | 0.5                  | <0.2                 | 0.9                  |
| HSK-11        | 630                  | 5.44                 | 0.02               | 0.15                 | 16.5                 | 19                  | >10000               | 1.9                  | 0.001                | 1.04              | 2.74                 | 0.6                  | 6.8                  | <0.2                 |
| HSK-12        | 583                  | 5.52                 | 0.03               | 0.10                 | 53.8                 | 56                  | 108.3                | 0.7                  | 0.001                | 2.23              | 1.28                 | 2.6                  | 1.5                  | 0.2                  |
| HSK-13        | 7                    | 4.94                 | 0.01               | 0.06                 | 85.4                 | 114                 | 150.7                | 0.2                  | 0.002                | >10               | 14.17                | 2.9                  | 22.3                 | 0.8                  |
| HSK-14        | <5                   | 4.72                 | 0.01               | 0.07                 | 37.9                 | <10                 | 15.5                 | 0.1                  | 0.001                | >10               | 7.44                 | 0.1                  | 33.1                 | 0.4                  |
| HSK-15        | 54                   | 1.28                 | 0.01               | 0.09                 | 40.7                 | <10                 | 53.3                 | 0.5                  | <0.001               | >10               | 8.38                 | 0.2                  | 15.4                 | <0.2                 |
| HMK-01        | 43                   | 1.58                 | 0.02               | 0.30                 | 6.1                  | 21                  | >10000               | 2.5                  | <0.001               | 0.44              | 23.48                | 0.1                  | 0.5                  | 2.1                  |
| HMK-02        | 36                   | 1.27                 | 0.02               | 0.34                 | 4.8                  | 38                  | >10000               | 3.5                  | <0.001               | 0.55              | 26.19                | 0.1                  | 0.3                  | 2.9                  |
| HMK-03        | 377                  | 0.95                 | 0.04               | 1.33                 | 4.2                  | 76                  | >10000               | 13.6                 | <0.001               | 0.44              | 18.81                | 0.4                  | 0.2                  | 3.8                  |
| HMK-04        | 24                   | 1.72                 | <0.01              | 0.09                 | 4.8                  | 56                  | 93.6                 | 3.4                  | <0.001               | 0.10              | 3.34                 | 0.4                  | <0.2                 | <0.2                 |
| HMK-05        | 23                   | 1.60                 | 0.01               | 0.13                 | 80.3                 | 12                  | 60.0                 | 0.1                  | <0.001               | >10               | 0.85                 | 0.2                  | 70.3                 | 0.2                  |

\*\*\*Please refer to the cover page for comments regarding this test report. \*\*\*



MSALABS  
 Unit 1, 20120 102nd Avenue  
 Langley, BC V1M 4B4  
 Phone: +1-604-888-0875

To: **DLP Resources Inc.**  
**c/o 213 - 8th St. S.**

|                     |                   |
|---------------------|-------------------|
| <b>TEST REPORT:</b> | <b>YVR1910542</b> |
|---------------------|-------------------|

Project Name: HUNGRY CREEK  
 Job Received Date: 14-Aug-2019  
 Job Report Date: 18-Sep-2019  
 Report Version: Final

|               | IMS-130<br>Mn<br>ppm<br>5 | IMS-130<br>Mo<br>ppm<br>0.05 | IMS-130<br>Na<br>%<br>0.01 | IMS-130<br>Nb<br>ppm<br>0.05 | IMS-130<br>Ni<br>ppm<br>0.2 | IMS-130<br>P<br>ppm<br>10 | IMS-130<br>Pb<br>ppm<br>0.2 | IMS-130<br>Rb<br>ppm<br>0.1 | IMS-130<br>Re<br>ppm<br>0.001 | IMS-130<br>S<br>%<br>0.01 | IMS-130<br>Sb<br>ppm<br>0.05 | IMS-130<br>Sc<br>ppm<br>0.1 | IMS-130<br>Se<br>ppm<br>0.2 | IMS-130<br>Sn<br>ppm<br>0.2 |
|---------------|---------------------------|------------------------------|----------------------------|------------------------------|-----------------------------|---------------------------|-----------------------------|-----------------------------|-------------------------------|---------------------------|------------------------------|-----------------------------|-----------------------------|-----------------------------|
| HMK-06        | 18                        | 1.22                         | 0.01                       | 0.30                         | 92.4                        | <10                       | 63.5                        | 2.0                         | <0.001                        | >10                       | 2.03                         | 1.6                         | 71.5                        | 28.9                        |
| HMK-07        | 793                       | 1.38                         | 0.07                       | <0.05                        | 184.9                       | 1030                      | 8.7                         | 9.1                         | 0.003                         | 1.77                      | 0.42                         | 11.7                        | 3.6                         | 0.2                         |
| DUP HSK-11    | 634                       | 4.70                         | 0.02                       | 0.08                         | 15.3                        | 17                        | >10000                      | 1.8                         | 0.002                         | 1.05                      | 2.73                         | 0.6                         | 6.6                         | <0.2                        |
| STD BLANK     | <5                        | <0.05                        | <0.01                      | <0.05                        | <0.2                        | <10                       | <0.2                        | <0.1                        | <0.001                        | <0.01                     | <0.05                        | <0.1                        | <0.2                        | <0.2                        |
| STD OREAS 601 | 448                       | 3.99                         | 0.09                       | 0.28                         | 24.8                        | 362                       | 291.5                       | 16.7                        | <0.001                        | 1.07                      | 20.67                        | 1.9                         | 12.9                        | 2.7                         |

\*\*\*Please refer to the cover page for comments regarding this test report. \*\*\*



MSALABS  
 Unit 1, 20120 102nd Avenue  
 Langley, BC V1M 4B4  
 Phone: +1-604-888-0875

To: DLP Resources Inc.  
 c/o 213 - 8th St. S.

|                     |                   |
|---------------------|-------------------|
| <b>TEST REPORT:</b> | <b>YVR1910542</b> |
|---------------------|-------------------|

Project Name: HUNGRY CREEK  
 Job Received Date: 14-Aug-2019  
 Job Report Date: 18-Sep-2019  
 Report Version: Final

|               | IMS-130<br>Sr<br>ppm | IMS-130<br>Ta<br>ppm | IMS-130<br>Te<br>ppm | IMS-130<br>Th<br>ppm | IMS-130<br>Ti<br>% | IMS-130<br>Tl<br>ppm | IMS-130<br>U<br>ppm | IMS-130<br>V<br>ppm | IMS-130<br>W<br>ppm | IMS-130<br>Y<br>ppm | IMS-130<br>Zn<br>ppm | IMS-130<br>Zr<br>ppm |
|---------------|----------------------|----------------------|----------------------|----------------------|--------------------|----------------------|---------------------|---------------------|---------------------|---------------------|----------------------|----------------------|
|               | 0.2                  | 0.01                 | 0.01                 | 0.2                  | 0.005              | 0.02                 | 0.05                | 1                   | 0.05                | 0.05                | 1                    | 0.5                  |
| Granite Blank | 30.4                 | 0.01                 | <0.01                | 2.3                  | 0.105              | 0.02                 | 0.51                | 23                  | 0.74                | 8.94                | 24                   | 5.7                  |
| Granite Blank | 26.9                 | <0.01                | <0.01                | 2.3                  | 0.105              | <0.02                | 0.51                | 24                  | 0.66                | 8.98                | 25                   | 5.5                  |
| HSK-01        | 5.1                  | <0.01                | 1.16                 | 28.2                 | <0.005             | 0.18                 | 14.82               | <1                  | 1.18                | 4.24                | 93                   | 4.0                  |
| HSK-02        | 0.4                  | <0.01                | 0.14                 | 0.5                  | <0.005             | <0.02                | 0.08                | 5                   | 2.07                | 3.29                | 5                    | 0.6                  |
| HSK-02PD      | 0.4                  | <0.01                | 0.10                 | 0.3                  | <0.005             | <0.02                | <0.05               | 3                   | 2.69                | 3.57                | 5                    | 1.1                  |
| HSK-03        | 0.4                  | <0.01                | <0.01                | 0.2                  | <0.005             | <0.02                | 0.06                | 3                   | 3.06                | 2.73                | 1                    | <0.5                 |
| HSK-04        | 1.4                  | 0.01                 | <0.01                | 0.5                  | <0.005             | 0.02                 | 0.35                | 2                   | 4.32                | 3.97                | 118                  | 1.5                  |
| HSK-05        | 4.3                  | <0.01                | <0.01                | 1.1                  | <0.005             | <0.02                | 0.30                | 5                   | 4.01                | 0.61                | 25                   | <0.5                 |
| HSK-07        | 0.4                  | <0.01                | 0.05                 | <0.2                 | <0.005             | <0.02                | <0.05               | 4                   | 2.34                | 0.09                | 31                   | <0.5                 |
| HSK-08        | 4.9                  | <0.01                | <0.01                | 26.7                 | <0.005             | 0.07                 | 8.19                | <1                  | 1.61                | 3.71                | 12                   | 9.0                  |
| HSK-09        | 11.8                 | <0.01                | <0.01                | 21.2                 | <0.005             | 0.08                 | 6.74                | <1                  | 1.27                | 6.44                | 1359                 | 6.5                  |
| HSK-11        | 64.4                 | <0.01                | 19.17                | 1.3                  | <0.005             | 1.30                 | 0.11                | 2                   | 2.51                | 2.92                | 46                   | 0.8                  |
| HSK-12        | 12.5                 | <0.01                | 0.05                 | 1.0                  | <0.005             | <0.02                | 0.18                | 3                   | 2.36                | 1.90                | 69                   | 1.0                  |
| HSK-13        | 1.5                  | <0.01                | 0.44                 | 0.8                  | <0.005             | <0.02                | 0.09                | 19                  | 1.83                | 1.27                | 25                   | 1.1                  |
| HSK-14        | 0.5                  | <0.01                | 0.26                 | <0.2                 | <0.005             | <0.02                | <0.05               | 4                   | 2.13                | 2.52                | 1                    | <0.5                 |
| HSK-15        | 3.0                  | <0.01                | 0.10                 | <0.2                 | <0.005             | <0.02                | 0.06                | 2                   | <0.05               | 4.69                | 4                    | 0.5                  |
| HMK-01        | 1.7                  | <0.01                | <0.01                | 0.9                  | <0.005             | 0.05                 | 1.22                | <1                  | 0.09                | 0.39                | 195                  | 0.8                  |
| HMK-02        | 2.6                  | <0.01                | 0.04                 | 2.2                  | <0.005             | 0.07                 | 4.96                | <1                  | 0.12                | 0.97                | 151                  | 1.2                  |
| HMK-03        | 54.8                 | <0.01                | 0.08                 | 11.6                 | <0.005             | 0.09                 | 4.99                | <1                  | 0.33                | 3.54                | 934                  | 4.6                  |
| HMK-04        | 15.6                 | <0.01                | <0.01                | 2.9                  | <0.005             | 0.03                 | 0.31                | 1                   | 0.12                | 0.88                | 35                   | 1.2                  |
| HMK-05        | 0.3                  | <0.01                | <0.01                | 0.5                  | <0.005             | <0.02                | <0.05               | 3                   | <0.05               | 0.30                | 1                    | 0.6                  |

\*\*\*Please refer to the cover page for comments regarding this test report. \*\*\*



MSALABS  
 Unit 1, 20120 102nd Avenue  
 Langley, BC V1M 4B4  
 Phone: +1-604-888-0875

To: **DLP Resources Inc.**  
**c/o 213 - 8th St. S.**

|                     |                   |
|---------------------|-------------------|
| <b>TEST REPORT:</b> | <b>YVR1910542</b> |
|---------------------|-------------------|

Project Name: HUNGRY CREEK  
 Job Received Date: 14-Aug-2019  
 Job Report Date: 18-Sep-2019  
 Report Version: Final

|               | IMS-130<br>Sr<br>ppm<br>0.2 | IMS-130<br>Ta<br>ppm<br>0.01 | IMS-130<br>Te<br>ppm<br>0.01 | IMS-130<br>Th<br>ppm<br>0.2 | IMS-130<br>Ti<br>%<br>0.005 | IMS-130<br>Tl<br>ppm<br>0.02 | IMS-130<br>U<br>ppm<br>0.05 | IMS-130<br>V<br>ppm<br>1 | IMS-130<br>W<br>ppm<br>0.05 | IMS-130<br>Y<br>ppm<br>0.05 | IMS-130<br>Zn<br>ppm<br>1 | IMS-130<br>Zr<br>ppm<br>0.5 |
|---------------|-----------------------------|------------------------------|------------------------------|-----------------------------|-----------------------------|------------------------------|-----------------------------|--------------------------|-----------------------------|-----------------------------|---------------------------|-----------------------------|
| HMK-06        | 1.0                         | 0.01                         | <0.01                        | 1.1                         | <0.005                      | <0.02                        | 0.07                        | 3                        | 0.46                        | 2.01                        | 168                       | 2.4                         |
| HMK-07        | 44.9                        | <0.01                        | <0.01                        | 0.8                         | 0.008                       | 0.05                         | 0.22                        | 83                       | <0.05                       | 3.54                        | 100                       | 0.7                         |
| DUP HSK-11    | 65.8                        | <0.01                        | 21.31                        | 0.4                         | <0.005                      | 1.29                         | 0.10                        | 2                        | 2.08                        | 2.83                        | 46                        | <0.5                        |
| STD BLANK     | <0.2                        | <0.01                        | <0.01                        | <0.2                        | <0.005                      | <0.02                        | <0.05                       | <1                       | <0.05                       | <0.05                       | <1                        | <0.5                        |
| STD OREAS 601 | 37.7                        | <0.01                        | 14.75                        | 6.7                         | 0.011                       | 0.75                         | 1.94                        | 9                        | 1.14                        | 5.87                        | 1285                      | 27.9                        |

\*\*\*Please refer to the cover page for comments regarding this test report. \*\*\*



MSALABS  
 Unit 1, 20120 102nd Avenue  
 Langley, BC V1M 4B4  
 Phone: +1-604-888-0875

To: **DLP Resources Inc.**  
**213 - 8th St., S**  
**Cranbrook, BC, V1C 1N9**  
**Canada**

|                     |                   |
|---------------------|-------------------|
| <b>TEST REPORT:</b> | <b>YVR1910702</b> |
|---------------------|-------------------|

Project Name: HUNGRY MINER  
 Job Received Date: 04-Oct-2019  
 Job Report Date: 03-Dec-2019  
 Number of Samples: 65  
 Report Version: Final

**COMMENTS:**

Test results reported relate to the tested samples only on an "as received" basis. Unless otherwise stated above, sufficient sample was received for the methods requested and all samples were received in acceptable condition. Analytical results in unsigned reports marked "provisional" are subject to change, pending final QC review and approval. The customer has not provided any information that can affect the validity of the test results. Please refer to MSALABS' Schedule of Services and Fees for our complete Terms and Conditions. Preliminary results are applicable when a portion of samples in a job is 100% completed and reported or 1 of a number of methods on the same job have been completed 100%. Results cannot change, but additional results or results for additional methods can be added.

| SAMPLE PREPARATION |   |
|--------------------|---|
| METHOD CODE        | DESCRIPTION                                   |
| PRP-757            | Dry, Screen to 80 mesh, discard plus fraction |
|                    |   |

| ANALYTICAL METHODS |  |
|--------------------|--|
| METHOD CODE        | DESCRIPTION  |
| IMS-130            | Multi-Element, 0.5g, 3:1 Aqua Regia, ICP-AES/MS, Ultra Trace Level |
|                    |  |

**Signature:**

Yvette Hsi, BSc.  
 Laboratory Manager  
 MSALABS



MSALABS  
 Unit 1, 20120 102nd Avenue  
 Langley, BC V1M 4B4  
 Phone: +1-604-888-0875

To: **DLP Resources Inc.**  
**213 - 8th St., S**  
**Cranbrook, BC, V1C 1N9**  
**Canada**

|                     |                   |
|---------------------|-------------------|
| <b>TEST REPORT:</b> | <b>YVR1910702</b> |
|---------------------|-------------------|

Project Name: HUNGRY MINER  
 Job Received Date: 04-Oct-2019  
 Job Report Date: 03-Dec-2019  
 Report Version: Final

| Sample ID | Sample Type | PWE-100 Rec. Wt. kg | Method Analyte Units LOR | IMS-130 Ag ppm | IMS-130 Al % | IMS-130 As ppm | IMS-130 Au ppm | IMS-130 B ppm | IMS-130 Ba ppm | IMS-130 Be ppm | IMS-130 Bi ppm | IMS-130 Ca % | IMS-130 Cd ppm | IMS-130 Ce ppm |
|-----------|-------------|---------------------|--------------------------|----------------|--------------|----------------|----------------|---------------|----------------|----------------|----------------|--------------|----------------|----------------|
| L1-8000   | Soil        | 0.23                |                          | 0.08           | 1.65         | 4.8            | 0.0016         | <10           | 30             | 0.25           | 0.43           | 0.03         | 0.10           | 23.31          |
| L1-8100   | Soil        | 0.23                |                          | 0.10           | 2.15         | 5.7            | 0.0005         | <10           | 34             | 0.31           | 0.34           | 0.02         | 0.11           | 28.61          |
| L1-8200   | Soil        | 0.21                |                          | 0.10           | 2.80         | 5.7            | 0.0006         | <10           | 32             | 0.41           | 0.34           | 0.02         | 0.17           | 21.85          |
| L1-8300   | Soil        | 0.16                |                          | 0.07           | 4.32         | 3.7            | 0.0020         | 12            | 31             | 0.67           | 0.23           | 0.04         | 0.08           | 13.98          |
| L1-8400   | Soil        | 0.17                |                          | 0.29           | 2.52         | 4.1            | <0.0005        | <10           | 42             | 0.37           | 0.32           | 0.03         | 0.12           | 16.87          |
| L1-8500   | Soil        | 0.22                |                          | 0.13           | 2.50         | 3.3            | 0.0006         | <10           | 40             | 0.48           | 0.26           | 0.03         | 0.15           | 28.25          |
| L1-8600   | Soil        | 0.19                |                          | 0.06           | 3.15         | 4.3            | 0.0005         | <10           | 37             | 0.29           | 0.24           | 0.02         | 0.09           | 19.99          |
| L1-8700   | Soil        | 0.21                |                          | 0.03           | 4.81         | 3.7            | 0.0009         | <10           | 23             | 0.53           | 0.19           | 0.02         | 0.04           | 13.61          |
| L1-8800   | Soil        | 0.34                |                          | 0.06           | 1.67         | 14.5           | <0.0005        | <10           | 21             | 0.27           | 0.42           | 0.02         | 0.08           | 34.44          |
| L1-8900   | Soil        | 0.14                |                          | 0.13           | 2.14         | 4.3            | 0.0008         | <10           | 33             | 0.31           | 0.28           | <0.01        | 0.10           | 13.46          |
| L1-9000   | Soil        | 0.25                |                          | 0.09           | 1.68         | 6.2            | 0.0008         | <10           | 38             | 0.22           | 0.38           | 0.02         | 0.15           | 37.61          |
| L1-9100   | Soil        | 0.29                |                          | 0.05           | 1.84         | 6.1            | <0.0005        | <10           | 44             | 0.26           | 0.35           | 0.02         | 0.13           | 38.01          |
| L1-9200   | Soil        | 0.24                |                          | 0.14           | 2.18         | 3.4            | <0.0005        | <10           | 51             | 0.32           | 0.23           | 0.02         | 0.09           | 23.78          |
| L1-9300   | Soil        | 0.30                |                          | 0.09           | 2.11         | 4.6            | 0.0009         | <10           | 31             | 0.34           | 0.34           | 0.01         | 0.07           | 36.10          |
| L1-9400   | Soil        | 0.29                |                          | 0.20           | 3.21         | 10.7           | 0.0060         | <10           | 96             | 0.75           | 0.39           | 0.11         | 0.14           | 27.72          |
| L1-9500   | Soil        | 0.21                |                          | 0.14           | 1.16         | 5.8            | 0.0006         | <10           | 36             | 0.22           | 0.38           | 0.04         | 0.17           | 27.61          |
| L1-9600   | Soil        | 0.34                |                          | 0.08           | 1.87         | 11.0           | <0.0005        | <10           | 46             | 0.34           | 0.46           | 0.02         | 0.10           | 36.49          |
| L1-9700   | Soil        | 0.18                |                          | 0.16           | 5.62         | 6.4            | 0.0011         | 10            | 38             | 1.73           | 0.21           | 0.04         | 0.11           | 31.83          |
| L1-9800   | Soil        | 0.24                |                          | 0.09           | 4.33         | 5.5            | 0.0006         | <10           | 53             | 1.03           | 0.54           | 0.02         | 0.05           | 22.91          |
| L1-9900   | Soil        | 0.33                |                          | 0.10           | 3.01         | 8.6            | 0.0007         | <10           | 111            | 0.85           | 0.43           | 0.09         | 0.13           | 43.57          |
| L1-0000   | Soil        | 0.31                |                          | 0.06           | 0.98         | 5.4            | <0.0005        | <10           | 71             | 0.20           | 0.34           | 0.04         | 0.21           | 35.13          |
| L1-0100   | Soil        | 0.38                |                          | 0.13           | 1.23         | 27.5           | 0.0005         | <10           | 56             | 0.25           | 1.34           | 0.09         | 0.09           | 45.26          |
| L1-0400   | Soil        | 0.40                |                          | 0.07           | 2.03         | 7.1            | 0.0006         | <10           | 46             | 0.36           | 0.54           | 0.01         | 0.03           | 41.04          |
| L3-8500   | Soil        | 0.32                |                          | 0.08           | 1.49         | 2.5            | <0.0005        | <10           | 184            | 0.33           | 0.35           | 0.05         | 0.08           | 32.28          |
| L3-8600   | Soil        | 0.29                |                          | 0.06           | 1.21         | 2.1            | <0.0005        | <10           | 44             | 0.35           | 0.25           | 0.19         | 0.06           | 29.29          |

\*\*\*Please refer to the cover page for comments regarding this test report. \*\*\*



MSALABS  
 Unit 1, 20120 102nd Avenue  
 Langley, BC V1M 4B4  
 Phone: +1-604-888-0875

To: DLP Resources Inc.  
 213 - 8th St., S  
 Cranbrook, BC, V1C 1N9  
 Canada

**TEST REPORT: YVR1910702**

Project Name: HUNGRY MINER  
 Job Received Date: 04-Oct-2019  
 Job Report Date: 03-Dec-2019  
 Report Version: Final

| Sample ID | Sample Type | PWE-100 Rec. Wt. kg | Method Analyte Units LOR | IMS-130 Ag ppm | IMS-130 Al % | IMS-130 As ppm | IMS-130 Au ppm | IMS-130 B ppm | IMS-130 Ba ppm | IMS-130 Be ppm | IMS-130 Bi ppm | IMS-130 Ca % | IMS-130 Cd ppm | IMS-130 Ce ppm |
|-----------|-------------|---------------------|--------------------------|----------------|--------------|----------------|----------------|---------------|----------------|----------------|----------------|--------------|----------------|----------------|
| L3-8700   | Soil        | 0.25                |                          | 0.03           | 1.83         | 2.5            | <0.0005        | <10           | 105            | 0.41           | 0.20           | 0.03         | 0.07           | 26.57          |
| L3-8800   | Soil        | 0.20                |                          | 0.02           | 2.09         | 1.1            | <0.0005        | <10           | 158            | 0.47           | 0.20           | 0.08         | 0.11           | 22.22          |
| L3-8900   | Soil        | 0.33                |                          | 0.02           | 1.40         | 1.6            | <0.0005        | <10           | 89             | 0.27           | 0.18           | 0.06         | 0.03           | 36.52          |
| L3-9000   | Soil        | 0.31                |                          | 0.03           | 2.47         | 2.4            | 0.0005         | 10            | 94             | 0.53           | 0.25           | 0.06         | 0.03           | 27.39          |
| L3-9100   | Soil        | 0.25                |                          | 0.02           | 1.71         | 3.6            | <0.0005        | 11            | 123            | 0.37           | 0.27           | 0.07         | 0.06           | 35.75          |
| L3-9200   | Soil        | 0.21                |                          | 0.10           | 2.39         | 4.8            | <0.0005        | <10           | 120            | 0.56           | 0.34           | 0.09         | 0.06           | 25.37          |
| L3-9300   | Soil        | 0.25                |                          | 0.03           | 1.26         | 4.9            | <0.0005        | <10           | 45             | 0.29           | 0.24           | 0.05         | 0.04           | 41.05          |
| L3-9400   | Soil        | 0.27                |                          | 0.08           | 2.70         | 19.9           | 0.0005         | <10           | 142            | 0.52           | 0.39           | 0.06         | 0.05           | 27.79          |
| L3-9500   | Soil        | 0.32                |                          | 0.08           | 1.85         | 7.4            | <0.0005        | <10           | 152            | 0.42           | 0.31           | 0.12         | 0.09           | 25.81          |
| L3-9600   | Soil        | 0.24                |                          | 0.02           | 1.21         | 4.2            | 0.0030         | <10           | 74             | 0.24           | 0.24           | 0.04         | 0.03           | 37.43          |
| L3-9700   | Soil        | 0.23                |                          | 0.05           | 1.81         | 6.0            | 0.0005         | <10           | 54             | 0.30           | 0.23           | 0.08         | 0.03           | 26.08          |
| L3-9800   | Soil        | 0.24                |                          | 0.10           | 1.18         | 10.5           | 0.0008         | <10           | 57             | 0.26           | 0.25           | 0.05         | 0.04           | 29.57          |
| L3-9900   | Soil        | 0.32                |                          | 0.03           | 1.47         | 1.7            | 0.0016         | <10           | 90             | 0.40           | 0.22           | 0.06         | 0.03           | 28.65          |
| L3-10000  | Soil        | 0.28                |                          | 0.05           | 1.55         | 1.9            | 0.0006         | <10           | 215            | 0.39           | 0.31           | 0.08         | 0.10           | 30.97          |
| L3-10100  | Soil        | 0.18                |                          | 0.07           | 3.14         | 7.0            | <0.0005        | 11            | 135            | 0.68           | 0.27           | 0.08         | 0.14           | 28.91          |
| L3-10200  | Soil        | 0.30                |                          | 0.02           | 2.33         | 3.5            | <0.0005        | <10           | 149            | 0.56           | 0.21           | 0.07         | 0.06           | 32.77          |
| L3-10300  | Soil        | 0.24                |                          | 0.16           | 1.51         | 3.9            | <0.0005        | <10           | 82             | 0.35           | 0.25           | 0.12         | 0.13           | 26.54          |
| L3-10400  | Soil        | 0.30                |                          | 0.13           | 1.43         | 4.0            | <0.0005        | <10           | 187            | 0.34           | 0.35           | 0.07         | 0.13           | 24.24          |
| L3-10500  | Soil        | 0.35                |                          | 0.05           | 1.52         | 5.3            | <0.0005        | <10           | 120            | 0.26           | 0.38           | 0.09         | 0.06           | 24.79          |
| L4-8500   | Soil        | 0.46                |                          | 0.05           | 1.08         | 1.7            | <0.0005        | <10           | 50             | 0.20           | 0.20           | 0.01         | 0.04           | 23.48          |
| L4-8600   | Soil        | 0.29                |                          | 0.03           | 2.22         | 2.1            | <0.0005        | <10           | 81             | 0.47           | 0.30           | 0.03         | 0.05           | 22.19          |
| L4-8700   | Soil        | 0.36                |                          | <0.01          | 1.38         | 1.1            | 0.0006         | <10           | 71             | 0.28           | 0.21           | 0.02         | 0.04           | 23.30          |
| L4-8800   | Soil        | 0.41                |                          | 0.01           | 1.58         | 5.5            | <0.0005        | <10           | 42             | 0.33           | 0.37           | 0.02         | 0.03           | 35.69          |
| L4-8900   | Soil        | 0.40                |                          | <0.01          | 1.61         | 1.3            | <0.0005        | <10           | 65             | 0.28           | 0.16           | 0.02         | 0.02           | 28.02          |
| L4-9000   | Soil        | 0.34                |                          | <0.01          | 2.84         | 2.3            | <0.0005        | <10           | 92             | 0.53           | 0.27           | 0.04         | 0.05           | 24.98          |

\*\*\*Please refer to the cover page for comments regarding this test report. \*\*\*



MSALABS  
 Unit 1, 20120 102nd Avenue  
 Langley, BC V1M 4B4  
 Phone: +1-604-888-0875

To: **DLP Resources Inc.**  
**213 - 8th St., S**  
**Cranbrook, BC, V1C 1N9**  
**Canada**

|                     |                   |
|---------------------|-------------------|
| <b>TEST REPORT:</b> | <b>YVR1910702</b> |
|---------------------|-------------------|

Project Name: HUNGRY MINER  
 Job Received Date: 04-Oct-2019  
 Job Report Date: 03-Dec-2019  
 Report Version: Final

| Sample ID     | Sample Type | PWE-100 Rec. Wt. kg | Method Analyte Units | IMS-130 Ag ppm | IMS-130 Al % | IMS-130 As ppm | IMS-130 Au ppm | IMS-130 B ppm | IMS-130 Ba ppm | IMS-130 Be ppm | IMS-130 Bi ppm | IMS-130 Ca % | IMS-130 Cd ppm | IMS-130 Ce ppm |
|---------------|-------------|---------------------|----------------------|----------------|--------------|----------------|----------------|---------------|----------------|----------------|----------------|--------------|----------------|----------------|
|               |             | 0.01                | LOR                  | 0.01           | 0.01         | 0.1            | 0.0005         | 10            | 10             | 0.05           | 0.01           | 0.01         | 0.01           | 0.02           |
| L4-9100       | Soil        | 0.30                |                      | 0.01           | 1.32         | 1.2            | 0.0005         | <10           | 99             | 0.30           | 0.24           | 0.06         | 0.02           | 38.14          |
| L4-9200       | Soil        | 0.22                |                      | 0.02           | 2.37         | 7.0            | <0.0005        | <10           | 54             | 0.62           | 0.37           | 0.02         | 0.04           | 26.30          |
| L4-9300       | Soil        | 0.25                |                      | 0.02           | 2.53         | 31.9           | 0.0006         | <10           | 82             | 0.54           | 0.34           | 0.04         | 0.08           | 25.13          |
| L4-9400       | Soil        | 0.29                |                      | 0.08           | 2.05         | 14.5           | <0.0005        | <10           | 72             | 0.40           | 0.44           | 0.04         | 0.07           | 38.52          |
| L4-9500       | Soil        | 0.28                |                      | 0.03           | 2.85         | 7.0            | <0.0005        | <10           | 96             | 0.48           | 0.38           | 0.03         | 0.04           | 24.27          |
| L4-9600       | Soil        | 0.27                |                      | 0.05           | 2.67         | 5.2            | <0.0005        | <10           | 99             | 0.52           | 0.32           | 0.04         | 0.06           | 27.13          |
| L4-9700       | Soil        | 0.28                |                      | 0.08           | 2.27         | 6.4            | <0.0005        | <10           | 104            | 0.57           | 0.33           | 0.03         | 0.05           | 29.69          |
| L4-9800       | Soil        | 0.37                |                      | 0.02           | 1.76         | 3.5            | 0.0006         | <10           | 55             | 0.32           | 0.27           | 0.02         | 0.03           | 34.31          |
| L4-9900       | Soil        | 0.33                |                      | 0.02           | 1.17         | 4.9            | <0.0005        | <10           | 33             | 0.20           | 0.37           | 0.01         | 0.02           | 43.81          |
| L4-10000      | Soil        | 0.15                |                      | 0.09           | 2.80         | 9.6            | <0.0005        | <10           | 73             | 0.64           | 0.46           | 0.04         | 0.13           | 19.39          |
| L4-10100      | Soil        | 0.30                |                      | 0.08           | 2.45         | 5.6            | 0.0005         | <10           | 64             | 0.40           | 0.30           | 0.02         | 0.07           | 25.86          |
| L4-10200      | Soil        | 0.27                |                      | 0.14           | 2.73         | 3.5            | 0.0011         | <10           | 59             | 0.46           | 0.23           | 0.03         | 0.06           | 23.46          |
| L4-10300      | Soil        | 0.28                |                      | 0.17           | 2.69         | 5.3            | <0.0005        | <10           | 91             | 0.54           | 0.28           | 0.03         | 0.09           | 30.68          |
| L4-10400      | Soil        | 0.29                |                      | 0.09           | 3.36         | 14.6           | <0.0005        | <10           | 98             | 0.64           | 0.25           | 0.04         | 0.08           | 22.59          |
| L4-10500      | Soil        | 0.39                |                      | 0.02           | 1.26         | 3.3            | <0.0005        | <10           | 54             | 0.27           | 0.22           | 0.03         | 0.03           | 40.77          |
| DUP L1-8400   |             |                     |                      | 0.29           | 2.51         | 4.2            | 0.0006         | <10           | 42             | 0.37           | 0.33           | 0.03         | 0.11           | 18.19          |
| DUP L4-9400   |             |                     |                      | 0.07           | 2.06         | 14.6           | 0.0005         | <10           | 71             | 0.41           | 0.44           | 0.04         | 0.07           | 39.85          |
| STD BLANK     |             |                     |                      | <0.01          | <0.01        | <0.1           | <0.0005        | <10           | <10            | <0.05          | <0.01          | <0.01        | <0.01          | <0.02          |
| STD BLANK     |             |                     |                      | <0.01          | <0.01        | <0.1           | <0.0005        | <10           | <10            | <0.05          | <0.01          | <0.01        | <0.01          | <0.02          |
| STD OREAS 24b |             |                     |                      | 0.06           | 3.19         | 7.2            | 0.0012         | 11            | 148            | 1.47           | 0.77           | 0.45         | 0.04           | 54.34          |
| STD OREAS 601 |             |                     |                      | 49.74          | 0.81         | 321.0          | 0.7619         | <10           | 76             | 0.64           | 21.71          | 1.05         | 7.65           | 45.42          |

\*\*\*Please refer to the cover page for comments regarding this test report. \*\*\*



MSALABS  
 Unit 1, 20120 102nd Avenue  
 Langley, BC V1M 4B4  
 Phone: +1-604-888-0875

To: **DLP Resources Inc.**  
**213 - 8th St., S**  
**Cranbrook, BC, V1C 1N9**  
**Canada**

|                     |                   |
|---------------------|-------------------|
| <b>TEST REPORT:</b> | <b>YVR1910702</b> |
|---------------------|-------------------|

Project Name: HUNGRY MINER  
 Job Received Date: 04-Oct-2019  
 Job Report Date: 03-Dec-2019  
 Report Version: Final

| Sample ID | IMS-130<br>Co<br>ppm | IMS-130<br>Cr<br>ppm | IMS-130<br>Cs<br>ppm | IMS-130<br>Cu<br>ppm | IMS-130<br>Fe<br>% | IMS-130<br>Ga<br>ppm | IMS-130<br>Ge<br>ppm | IMS-130<br>Hf<br>ppm | IMS-130<br>Hg<br>ppm | IMS-130<br>In<br>ppm | IMS-130<br>K<br>% | IMS-130<br>La<br>ppm | IMS-130<br>Li<br>ppm | IMS-130<br>Mg<br>% |
|-----------|----------------------|----------------------|----------------------|----------------------|--------------------|----------------------|----------------------|----------------------|----------------------|----------------------|-------------------|----------------------|----------------------|--------------------|
| L1-8000   | 2.3                  | 19                   | 1.06                 | 7.2                  | 3.30               | 9.21                 | <0.05                | 0.07                 | 0.071                | 0.018                | 0.03              | 10.9                 | 3.1                  | 0.19               |
| L1-8100   | 2.5                  | 15                   | 1.19                 | 6.4                  | 3.11               | 7.04                 | <0.05                | 0.29                 | 0.107                | 0.027                | 0.03              | 12.9                 | 6.6                  | 0.22               |
| L1-8200   | 3.1                  | 12                   | 1.27                 | 8.8                  | 2.17               | 8.90                 | <0.05                | 0.42                 | 0.156                | 0.024                | 0.03              | 9.8                  | 8.8                  | 0.16               |
| L1-8300   | 3.5                  | 11                   | 0.94                 | 10.0                 | 1.87               | 9.07                 | <0.05                | 1.06                 | 0.096                | 0.026                | 0.03              | 5.3                  | 6.3                  | 0.09               |
| L1-8400   | 2.5                  | 19                   | 1.70                 | 7.3                  | 2.01               | 10.69                | <0.05                | 0.26                 | 0.162                | 0.026                | 0.03              | 7.7                  | 11.4                 | 0.18               |
| L1-8500   | 4.9                  | 57                   | 2.09                 | 5.9                  | 3.19               | 8.55                 | <0.05                | 0.12                 | 0.104                | 0.034                | 0.04              | 13.3                 | 12.0                 | 0.52               |
| L1-8600   | 1.7                  | 11                   | 1.97                 | 5.3                  | 2.55               | 9.20                 | <0.05                | 0.35                 | 0.110                | 0.030                | 0.02              | 9.1                  | 10.2                 | 0.15               |
| L1-8700   | 1.7                  | 10                   | 0.88                 | 7.8                  | 1.90               | 8.27                 | <0.05                | 0.94                 | 0.057                | 0.032                | 0.02              | 6.2                  | 5.5                  | 0.10               |
| L1-8800   | 4.7                  | 20                   | 1.17                 | 10.7                 | 3.49               | 6.16                 | <0.05                | 0.05                 | 0.052                | 0.022                | 0.02              | 15.0                 | 5.4                  | 0.32               |
| L1-8900   | 0.8                  | 13                   | 0.66                 | 6.9                  | 2.59               | 7.24                 | <0.05                | 0.30                 | 0.122                | 0.025                | 0.01              | 6.5                  | 5.8                  | 0.05               |
| L1-9000   | 4.3                  | 20                   | 2.30                 | 10.1                 | 3.45               | 8.57                 | <0.05                | 0.02                 | 0.046                | 0.028                | 0.03              | 16.8                 | 11.6                 | 0.47               |
| L1-9100   | 4.9                  | 17                   | 2.35                 | 9.5                  | 3.66               | 10.85                | 0.05                 | 0.06                 | 0.036                | 0.026                | 0.04              | 16.9                 | 14.2                 | 0.75               |
| L1-9200   | 2.9                  | 16                   | 1.72                 | 8.5                  | 2.24               | 8.79                 | <0.05                | 0.16                 | 0.042                | 0.021                | 0.03              | 10.9                 | 13.2                 | 0.35               |
| L1-9300   | 5.3                  | 16                   | 2.67                 | 13.7                 | 3.79               | 9.31                 | 0.05                 | 0.15                 | 0.034                | 0.029                | 0.04              | 15.9                 | 9.7                  | 0.53               |
| L1-9400   | 6.2                  | 18                   | 2.32                 | 11.6                 | 2.97               | 8.63                 | <0.05                | 0.24                 | 0.051                | 0.032                | 0.06              | 12.6                 | 17.0                 | 0.35               |
| L1-9500   | 2.7                  | 13                   | 1.76                 | 8.2                  | 2.35               | 8.13                 | <0.05                | 0.04                 | 0.041                | 0.018                | 0.02              | 12.8                 | 8.5                  | 0.19               |
| L1-9600   | 5.4                  | 21                   | 1.30                 | 9.3                  | 3.27               | 5.18                 | <0.05                | 0.05                 | 0.058                | 0.022                | 0.02              | 16.2                 | 11.4                 | 0.48               |
| L1-9700   | 2.9                  | 13                   | 1.01                 | 31.8                 | 2.33               | 12.34                | 0.07                 | 1.07                 | 0.127                | 0.032                | 0.02              | 18.4                 | 8.8                  | 0.09               |
| L1-9800   | 3.3                  | 24                   | 1.17                 | 12.4                 | 4.44               | 9.35                 | <0.05                | 0.71                 | 0.062                | 0.037                | 0.03              | 10.0                 | 8.1                  | 0.12               |
| L1-9900   | 11.2                 | 12                   | 2.12                 | 14.5                 | 3.55               | 5.76                 | <0.05                | 0.07                 | 0.067                | 0.033                | 0.06              | 17.8                 | 14.1                 | 0.34               |
| L1-0000   | 3.3                  | 14                   | 1.22                 | 8.4                  | 2.05               | 5.75                 | <0.05                | 0.02                 | 0.029                | 0.013                | 0.04              | 15.3                 | 4.1                  | 0.24               |
| L1-0100   | 8.0                  | 22                   | 2.95                 | 16.4                 | 2.26               | 7.03                 | <0.05                | <0.02                | 0.021                | 0.022                | 0.05              | 19.7                 | 10.1                 | 0.43               |
| L1-0400   | 3.0                  | 15                   | 2.00                 | 13.6                 | 3.11               | 6.08                 | <0.05                | 0.18                 | 0.032                | 0.018                | 0.03              | 18.5                 | 17.8                 | 0.35               |
| L3-8500   | 6.1                  | 8                    | 1.50                 | 5.8                  | 1.80               | 6.40                 | <0.05                | 0.04                 | 0.028                | 0.018                | 0.04              | 14.1                 | 13.4                 | 0.18               |
| L3-8600   | 7.2                  | 9                    | 1.20                 | 7.9                  | 1.66               | 3.93                 | <0.05                | 0.04                 | 0.013                | 0.013                | 0.06              | 12.7                 | 8.7                  | 0.21               |

\*\*\*Please refer to the cover page for comments regarding this test report. \*\*\*



MSALABS  
 Unit 1, 20120 102nd Avenue  
 Langley, BC V1M 4B4  
 Phone: +1-604-888-0875

To: **DLP Resources Inc.**  
**213 - 8th St., S**  
**Cranbrook, BC, V1C 1N9**  
**Canada**

|                     |                   |
|---------------------|-------------------|
| <b>TEST REPORT:</b> | <b>YVR1910702</b> |
|---------------------|-------------------|

Project Name: HUNGRY MINER  
 Job Received Date: 04-Oct-2019  
 Job Report Date: 03-Dec-2019  
 Report Version: Final

| Sample ID | IMS-130<br>Co<br>ppm | IMS-130<br>Cr<br>ppm | IMS-130<br>Cs<br>ppm | IMS-130<br>Cu<br>ppm | IMS-130<br>Fe<br>% | IMS-130<br>Ga<br>ppm | IMS-130<br>Ge<br>ppm | IMS-130<br>Hf<br>ppm | IMS-130<br>Hg<br>ppm | IMS-130<br>In<br>ppm | IMS-130<br>K<br>% | IMS-130<br>La<br>ppm | IMS-130<br>Li<br>ppm | IMS-130<br>Mg<br>% |
|-----------|----------------------|----------------------|----------------------|----------------------|--------------------|----------------------|----------------------|----------------------|----------------------|----------------------|-------------------|----------------------|----------------------|--------------------|
| L3-8700   | 5.8                  | 8                    | 1.77                 | 8.6                  | 1.49               | 5.63                 | <0.05                | 0.16                 | 0.028                | 0.019                | 0.07              | 11.7                 | 10.4                 | 0.18               |
| L3-8800   | 4.9                  | 7                    | 2.06                 | 6.2                  | 1.22               | 6.51                 | <0.05                | 0.27                 | 0.031                | 0.020                | 0.06              | 9.1                  | 11.7                 | 0.15               |
| L3-8900   | 4.8                  | 7                    | 1.42                 | 4.7                  | 1.29               | 5.10                 | <0.05                | 0.05                 | 0.017                | 0.014                | 0.05              | 15.7                 | 10.4                 | 0.23               |
| L3-9000   | 8.4                  | 9                    | 1.74                 | 10.4                 | 1.95               | 7.05                 | <0.05                | 0.43                 | 0.039                | 0.022                | 0.06              | 11.5                 | 13.5                 | 0.32               |
| L3-9100   | 5.6                  | 10                   | 1.63                 | 4.6                  | 1.78               | 6.29                 | <0.05                | 0.07                 | 0.017                | 0.018                | 0.06              | 15.5                 | 11.0                 | 0.35               |
| L3-9200   | 14.2                 | 22                   | 4.77                 | 19.7                 | 2.50               | 8.43                 | <0.05                | 0.19                 | 0.025                | 0.031                | 0.10              | 10.6                 | 15.4                 | 0.46               |
| L3-9300   | 7.7                  | 14                   | 1.20                 | 7.5                  | 1.89               | 3.98                 | <0.05                | <0.02                | 0.015                | 0.015                | 0.04              | 17.7                 | 7.6                  | 0.49               |
| L3-9400   | 11.5                 | 17                   | 2.82                 | 15.3                 | 2.20               | 9.30                 | <0.05                | 0.33                 | 0.034                | 0.029                | 0.05              | 11.9                 | 14.8                 | 0.28               |
| L3-9500   | 8.8                  | 13                   | 1.64                 | 8.6                  | 1.84               | 5.47                 | <0.05                | 0.07                 | 0.026                | 0.019                | 0.07              | 11.5                 | 9.4                  | 0.30               |
| L3-9600   | 5.4                  | 10                   | 1.02                 | 3.5                  | 1.68               | 4.29                 | <0.05                | <0.02                | 0.009                | 0.015                | 0.04              | 16.4                 | 8.5                  | 0.58               |
| L3-9700   | 6.7                  | 14                   | 1.11                 | 4.3                  | 1.97               | 6.12                 | <0.05                | 0.03                 | 0.018                | 0.013                | 0.04              | 11.7                 | 12.8                 | 0.95               |
| L3-9800   | 6.6                  | 10                   | 1.10                 | 7.2                  | 1.55               | 3.84                 | <0.05                | 0.05                 | 0.018                | 0.010                | 0.05              | 12.9                 | 10.7                 | 0.44               |
| L3-9900   | 5.8                  | 11                   | 2.07                 | 4.2                  | 1.49               | 5.40                 | <0.05                | 0.12                 | 0.020                | 0.017                | 0.07              | 12.3                 | 11.0                 | 0.21               |
| L3-10000  | 5.4                  | 8                    | 1.97                 | 4.9                  | 1.32               | 5.66                 | <0.05                | 0.05                 | 0.028                | 0.017                | 0.09              | 12.0                 | 8.9                  | 0.15               |
| L3-10100  | 7.0                  | 10                   | 2.36                 | 11.1                 | 1.82               | 9.90                 | <0.05                | 0.46                 | 0.037                | 0.026                | 0.05              | 9.0                  | 12.9                 | 0.23               |
| L3-10200  | 7.9                  | 14                   | 1.91                 | 6.7                  | 1.65               | 6.58                 | <0.05                | 0.12                 | 0.026                | 0.019                | 0.06              | 14.3                 | 9.9                  | 0.29               |
| L3-10300  | 7.6                  | 11                   | 2.26                 | 9.8                  | 1.69               | 5.34                 | <0.05                | 0.06                 | 0.028                | 0.016                | 0.06              | 11.2                 | 16.0                 | 0.36               |
| L3-10400  | 8.1                  | 13                   | 2.05                 | 9.0                  | 1.66               | 5.65                 | <0.05                | <0.02                | 0.022                | 0.016                | 0.07              | 10.8                 | 12.8                 | 0.36               |
| L3-10500  | 9.1                  | 14                   | 2.03                 | 12.6                 | 1.77               | 4.86                 | <0.05                | 0.02                 | 0.012                | 0.012                | 0.05              | 11.2                 | 17.4                 | 0.76               |
| L4-8500   | 4.9                  | 6                    | 0.90                 | 5.6                  | 0.91               | 3.37                 | <0.05                | 0.13                 | 0.025                | 0.008                | 0.04              | 10.4                 | 7.0                  | 0.09               |
| L4-8600   | 5.7                  | 9                    | 2.16                 | 6.4                  | 1.79               | 7.30                 | <0.05                | 0.25                 | 0.035                | 0.021                | 0.05              | 9.7                  | 10.0                 | 0.13               |
| L4-8700   | 4.1                  | 5                    | 1.21                 | 4.0                  | 1.14               | 4.80                 | <0.05                | 0.19                 | 0.033                | 0.014                | 0.04              | 9.9                  | 7.8                  | 0.08               |
| L4-8800   | 5.5                  | 5                    | 0.96                 | 5.2                  | 1.22               | 3.84                 | <0.05                | 0.09                 | 0.046                | 0.013                | 0.03              | 15.3                 | 6.4                  | 0.20               |
| L4-8900   | 2.7                  | 7                    | 1.56                 | 3.5                  | 1.12               | 6.60                 | <0.05                | 0.19                 | 0.030                | 0.013                | 0.04              | 12.2                 | 8.0                  | 0.09               |
| L4-9000   | 6.1                  | 13                   | 2.40                 | 10.7                 | 2.68               | 11.82                | <0.05                | 0.27                 | 0.043                | 0.032                | 0.05              | 11.3                 | 18.0                 | 0.24               |

\*\*\*Please refer to the cover page for comments regarding this test report. \*\*\*



MSALABS  
 Unit 1, 20120 102nd Avenue  
 Langley, BC V1M 4B4  
 Phone: +1-604-888-0875

To: **DLP Resources Inc.**  
**213 - 8th St., S**  
**Cranbrook, BC, V1C 1N9**  
**Canada**

|                     |                   |
|---------------------|-------------------|
| <b>TEST REPORT:</b> | <b>YVR1910702</b> |
|---------------------|-------------------|

Project Name: HUNGRY MINER  
 Job Received Date: 04-Oct-2019  
 Job Report Date: 03-Dec-2019  
 Report Version: Final

|               | IMS-130<br>Co<br>ppm | IMS-130<br>Cr<br>ppm | IMS-130<br>Cs<br>ppm | IMS-130<br>Cu<br>ppm | IMS-130<br>Fe<br>% | IMS-130<br>Ga<br>ppm | IMS-130<br>Ge<br>ppm | IMS-130<br>Hf<br>ppm | IMS-130<br>Hg<br>ppm | IMS-130<br>In<br>ppm | IMS-130<br>K<br>% | IMS-130<br>La<br>ppm | IMS-130<br>Li<br>ppm | IMS-130<br>Mg<br>% |
|---------------|----------------------|----------------------|----------------------|----------------------|--------------------|----------------------|----------------------|----------------------|----------------------|----------------------|-------------------|----------------------|----------------------|--------------------|
| Sample ID     | 0.1                  | 1                    | 0.05                 | 0.2                  | 0.01               | 0.05                 | 0.05                 | 0.02                 | 0.005                | 0.005                | 0.01              | 0.2                  | 0.1                  | 0.01               |
| L4-9100       | 4.1                  | 5                    | 1.46                 | 3.4                  | 1.37               | 6.22                 | <0.05                | 0.08                 | 0.019                | 0.014                | 0.04              | 16.7                 | 9.5                  | 0.10               |
| L4-9200       | 6.1                  | 12                   | 1.31                 | 4.3                  | 2.36               | 7.73                 | <0.05                | 0.34                 | 0.033                | 0.027                | 0.04              | 11.4                 | 11.9                 | 0.20               |
| L4-9300       | 4.4                  | 10                   | 5.71                 | 5.9                  | 3.02               | 11.48                | <0.05                | 0.22                 | 0.041                | 0.026                | 0.04              | 10.4                 | 15.7                 | 0.21               |
| L4-9400       | 7.7                  | 8                    | 1.79                 | 9.8                  | 2.06               | 6.29                 | <0.05                | 0.10                 | 0.027                | 0.020                | 0.04              | 16.6                 | 8.8                  | 0.27               |
| L4-9500       | 8.0                  | 12                   | 2.68                 | 20.8                 | 2.28               | 8.15                 | <0.05                | 0.46                 | 0.059                | 0.022                | 0.05              | 9.8                  | 10.1                 | 0.29               |
| L4-9600       | 8.5                  | 28                   | 5.03                 | 10.3                 | 2.09               | 8.24                 | <0.05                | 0.21                 | 0.046                | 0.021                | 0.05              | 11.4                 | 13.6                 | 0.61               |
| L4-9700       | 7.0                  | 19                   | 2.19                 | 8.1                  | 2.16               | 7.19                 | <0.05                | 0.26                 | 0.036                | 0.022                | 0.05              | 13.2                 | 9.7                  | 0.31               |
| L4-9800       | 5.5                  | 12                   | 1.75                 | 7.1                  | 1.75               | 6.38                 | <0.05                | 0.09                 | 0.033                | 0.016                | 0.04              | 15.3                 | 9.5                  | 0.34               |
| L4-9900       | 7.2                  | 9                    | 0.79                 | 15.1                 | 1.76               | 3.68                 | <0.05                | 0.07                 | 0.020                | 0.009                | 0.03              | 19.4                 | 5.0                  | 0.35               |
| L4-10000      | 7.2                  | 12                   | 2.77                 | 7.9                  | 1.88               | 10.28                | <0.05                | 0.32                 | 0.041                | 0.026                | 0.05              | 8.1                  | 11.9                 | 0.20               |
| L4-10100      | 7.6                  | 17                   | 1.96                 | 12.5                 | 1.98               | 7.04                 | <0.05                | 0.16                 | 0.026                | 0.020                | 0.04              | 11.2                 | 11.4                 | 0.25               |
| L4-10200      | 5.6                  | 9                    | 2.54                 | 11.9                 | 1.73               | 7.94                 | <0.05                | 0.39                 | 0.065                | 0.018                | 0.05              | 9.8                  | 9.4                  | 0.25               |
| L4-10300      | 7.7                  | 13                   | 1.96                 | 10.4                 | 1.89               | 7.42                 | <0.05                | 0.53                 | 0.049                | 0.025                | 0.04              | 11.1                 | 10.4                 | 0.25               |
| L4-10400      | 6.9                  | 17                   | 3.69                 | 11.4                 | 1.90               | 10.37                | <0.05                | 0.32                 | 0.061                | 0.028                | 0.05              | 8.0                  | 13.9                 | 0.20               |
| L4-10500      | 5.4                  | 15                   | 1.22                 | 4.9                  | 1.78               | 4.25                 | <0.05                | 0.03                 | 0.014                | 0.011                | 0.04              | 17.9                 | 8.4                  | 0.34               |
| DUP L1-8400   | 2.5                  | 20                   | 1.79                 | 7.3                  | 2.05               | 11.13                | <0.05                | 0.26                 | 0.167                | 0.028                | 0.03              | 8.3                  | 12.1                 | 0.18               |
| DUP L4-9400   | 8.0                  | 8                    | 1.77                 | 9.8                  | 2.10               | 6.17                 | <0.05                | 0.10                 | 0.027                | 0.021                | 0.04              | 17.2                 | 8.1                  | 0.27               |
| STD BLANK     | <0.1                 | <1                   | <0.05                | <0.2                 | <0.01              | <0.05                | <0.05                | <0.02                | <0.005               | <0.005               | <0.01             | <0.2                 | <0.1                 | <0.01              |
| STD BLANK     | <0.1                 | <1                   | <0.05                | <0.2                 | <0.01              | <0.05                | <0.05                | <0.02                | <0.005               | <0.005               | <0.01             | <0.2                 | <0.1                 | <0.01              |
| STD OREAS 24b | 14.8                 | 105                  | 9.39                 | 36.0                 | 3.91               | 11.16                | 0.11                 | 0.56                 | 0.007                | 0.041                | 1.18              | 25.6                 | 44.3                 | 1.37               |
| STD OREAS 601 | 4.6                  | 45                   | 1.89                 | 1039.3               | 2.22               | 4.74                 | 0.08                 | 0.51                 | 0.278                | 1.630                | 0.25              | 20.9                 | 7.9                  | 0.19               |

\*\*\*Please refer to the cover page for comments regarding this test report. \*\*\*



MSALABS  
 Unit 1, 20120 102nd Avenue  
 Langley, BC V1M 4B4  
 Phone: +1-604-888-0875

To: DLP Resources Inc.  
 213 - 8th St., S  
 Cranbrook, BC, V1C 1N9  
 Canada

|                     |                   |
|---------------------|-------------------|
| <b>TEST REPORT:</b> | <b>YVR1910702</b> |
|---------------------|-------------------|

Project Name: HUNGRY MINER  
 Job Received Date: 04-Oct-2019  
 Job Report Date: 03-Dec-2019  
 Report Version: Final

| Sample ID | IMS-130<br>Mn<br>ppm | IMS-130<br>Mo<br>ppm | IMS-130<br>Na<br>% | IMS-130<br>Nb<br>ppm | IMS-130<br>Ni<br>ppm | IMS-130<br>P<br>ppm | IMS-130<br>Pb<br>ppm | IMS-130<br>Rb<br>ppm | IMS-130<br>Re<br>ppm | IMS-130<br>S<br>% | IMS-130<br>Sb<br>ppm | IMS-130<br>Sc<br>ppm | IMS-130<br>Se<br>ppm | IMS-130<br>Sn<br>ppm |
|-----------|----------------------|----------------------|--------------------|----------------------|----------------------|---------------------|----------------------|----------------------|----------------------|-------------------|----------------------|----------------------|----------------------|----------------------|
| L1-8000   | 47                   | 0.75                 | 0.02               | 2.95                 | 7.2                  | 787                 | 16.6                 | 6.7                  | <0.001               | 0.04              | 0.36                 | 0.8                  | 0.3                  | 0.9                  |
| L1-8100   | 47                   | 0.65                 | 0.02               | 2.02                 | 6.9                  | 466                 | 8.2                  | 7.0                  | <0.001               | 0.03              | 0.36                 | 1.5                  | 0.2                  | 0.6                  |
| L1-8200   | 129                  | 0.75                 | 0.02               | 2.61                 | 5.7                  | 853                 | 11.6                 | 7.7                  | <0.001               | 0.03              | 0.35                 | 1.4                  | 0.4                  | 0.9                  |
| L1-8300   | 82                   | 0.70                 | 0.03               | 3.05                 | 5.4                  | 876                 | 9.5                  | 6.1                  | <0.001               | 0.03              | 0.19                 | 2.6                  | 0.3                  | 1.0                  |
| L1-8400   | 63                   | 0.68                 | 0.02               | 3.63                 | 7.8                  | 689                 | 13.6                 | 7.0                  | <0.001               | 0.02              | 0.33                 | 1.6                  | 0.3                  | 1.2                  |
| L1-8500   | 85                   | 0.67                 | 0.01               | 5.25                 | 19.0                 | 527                 | 11.3                 | 7.8                  | <0.001               | 0.02              | 0.46                 | 3.2                  | 0.3                  | 1.1                  |
| L1-8600   | 37                   | 0.78                 | 0.02               | 2.59                 | 4.7                  | 832                 | 8.9                  | 10.0                 | <0.001               | 0.03              | 0.32                 | 1.3                  | 0.3                  | 0.7                  |
| L1-8700   | 39                   | 0.73                 | 0.02               | 2.71                 | 4.3                  | 611                 | 8.1                  | 4.4                  | <0.001               | 0.03              | 0.32                 | 2.3                  | 0.2                  | 0.9                  |
| L1-8800   | 80                   | 0.70                 | <0.01              | 1.82                 | 11.2                 | 548                 | 7.9                  | 6.5                  | <0.001               | 0.02              | 0.37                 | 1.7                  | <0.2                 | 0.5                  |
| L1-8900   | 22                   | 0.64                 | 0.03               | 2.44                 | 2.6                  | 228                 | 10.3                 | 2.9                  | <0.001               | 0.02              | 0.37                 | 1.4                  | 0.3                  | 1.1                  |
| L1-9000   | 82                   | 0.77                 | 0.01               | 1.75                 | 13.6                 | 492                 | 17.8                 | 15.0                 | <0.001               | 0.02              | 0.43                 | 1.5                  | <0.2                 | 0.5                  |
| L1-9100   | 98                   | 0.90                 | 0.01               | 2.05                 | 11.3                 | 310                 | 7.9                  | 12.7                 | <0.001               | 0.01              | 0.36                 | 2.1                  | <0.2                 | 0.8                  |
| L1-9200   | 49                   | 0.72                 | 0.02               | 1.80                 | 7.8                  | 250                 | 9.0                  | 9.2                  | <0.001               | 0.01              | 0.26                 | 1.5                  | <0.2                 | 1.0                  |
| L1-9300   | 89                   | 0.79                 | 0.01               | 2.12                 | 11.1                 | 917                 | 8.7                  | 13.6                 | <0.001               | 0.01              | 0.40                 | 2.7                  | <0.2                 | 0.8                  |
| L1-9400   | 170                  | 0.82                 | 0.02               | 2.21                 | 14.4                 | 1115                | 13.3                 | 25.0                 | <0.001               | 0.01              | 0.37                 | 2.0                  | <0.2                 | 0.9                  |
| L1-9500   | 47                   | 1.09                 | 0.02               | 2.14                 | 6.9                  | 241                 | 14.0                 | 9.4                  | <0.001               | 0.02              | 0.29                 | 1.0                  | <0.2                 | 1.0                  |
| L1-9600   | 83                   | 0.78                 | 0.01               | 1.16                 | 13.4                 | 448                 | 6.0                  | 8.3                  | <0.001               | 0.02              | 0.53                 | 1.2                  | <0.2                 | 0.4                  |
| L1-9700   | 38                   | 1.25                 | 0.03               | 3.55                 | 6.9                  | 631                 | 10.2                 | 3.9                  | 0.001                | 0.04              | 0.21                 | 4.4                  | 0.4                  | 1.2                  |
| L1-9800   | 36                   | 1.28                 | 0.02               | 2.71                 | 7.5                  | 674                 | 13.6                 | 10.5                 | <0.001               | 0.03              | 0.29                 | 2.1                  | 0.4                  | 0.9                  |
| L1-9900   | 201                  | 0.99                 | 0.02               | 1.43                 | 17.4                 | 487                 | 10.1                 | 22.9                 | <0.001               | 0.02              | 0.32                 | 1.2                  | 0.2                  | 0.5                  |
| L1-0000   | 103                  | 0.90                 | 0.02               | 0.99                 | 7.7                  | 257                 | 6.4                  | 13.3                 | <0.001               | 0.01              | 0.20                 | 0.8                  | <0.2                 | 0.7                  |
| L1-0100   | 225                  | 3.51                 | 0.02               | 1.77                 | 12.1                 | 298                 | 111.1                | 16.5                 | <0.001               | 0.01              | 0.28                 | 1.3                  | <0.2                 | 1.1                  |
| L1-0400   | 86                   | 0.99                 | 0.01               | 0.84                 | 7.7                  | 316                 | 21.2                 | 15.0                 | <0.001               | 0.01              | 0.37                 | 1.4                  | <0.2                 | 0.5                  |
| L3-8500   | 562                  | 0.54                 | 0.03               | 1.37                 | 8.4                  | 678                 | 8.7                  | 14.7                 | <0.001               | <0.01             | 0.09                 | 1.0                  | <0.2                 | 0.9                  |
| L3-8600   | 301                  | 0.42                 | 0.01               | 0.87                 | 10.4                 | 387                 | 8.4                  | 16.2                 | <0.001               | <0.01             | 0.10                 | 0.9                  | <0.2                 | 0.6                  |

\*\*\*Please refer to the cover page for comments regarding this test report. \*\*\*



MSALABS  
 Unit 1, 20120 102nd Avenue  
 Langley, BC V1M 4B4  
 Phone: +1-604-888-0875

To: DLP Resources Inc.  
 213 - 8th St., S  
 Cranbrook, BC, V1C 1N9  
 Canada

|                     |                   |
|---------------------|-------------------|
| <b>TEST REPORT:</b> | <b>YVR1910702</b> |
|---------------------|-------------------|

Project Name: HUNGRY MINER  
 Job Received Date: 04-Oct-2019  
 Job Report Date: 03-Dec-2019  
 Report Version: Final

| Sample ID | IMS-130<br>Mn<br>ppm | IMS-130<br>Mo<br>ppm | IMS-130<br>Na<br>% | IMS-130<br>Nb<br>ppm | IMS-130<br>Ni<br>ppm | IMS-130<br>P<br>ppm | IMS-130<br>Pb<br>ppm | IMS-130<br>Rb<br>ppm | IMS-130<br>Re<br>ppm | IMS-130<br>S<br>% | IMS-130<br>Sb<br>ppm | IMS-130<br>Sc<br>ppm | IMS-130<br>Se<br>ppm | IMS-130<br>Sn<br>ppm |
|-----------|----------------------|----------------------|--------------------|----------------------|----------------------|---------------------|----------------------|----------------------|----------------------|-------------------|----------------------|----------------------|----------------------|----------------------|
| L3-8700   | 254                  | 0.47                 | 0.02               | 1.41                 | 11.2                 | 439                 | 7.2                  | 17.0                 | <0.001               | <0.01             | 0.18                 | 1.4                  | <0.2                 | 0.8                  |
| L3-8800   | 1089                 | 0.43                 | 0.03               | 1.44                 | 10.8                 | 1293                | 8.6                  | 20.0                 | <0.001               | <0.01             | 0.12                 | 1.6                  | <0.2                 | 1.0                  |
| L3-8900   | 280                  | 0.35                 | 0.02               | 0.98                 | 9.8                  | 615                 | 4.7                  | 17.5                 | <0.001               | <0.01             | 0.13                 | 1.0                  | <0.2                 | 0.7                  |
| L3-9000   | 210                  | 0.56                 | 0.02               | 1.69                 | 14.3                 | 888                 | 7.3                  | 16.5                 | <0.001               | 0.01              | 0.11                 | 1.7                  | <0.2                 | 0.9                  |
| L3-9100   | 193                  | 0.56                 | 0.02               | 1.13                 | 11.0                 | 925                 | 6.3                  | 21.5                 | <0.001               | <0.01             | 0.13                 | 1.1                  | <0.2                 | 0.7                  |
| L3-9200   | 574                  | 0.68                 | 0.03               | 2.05                 | 27.9                 | 984                 | 10.4                 | 31.7                 | <0.001               | <0.01             | 0.19                 | 4.1                  | <0.2                 | 1.1                  |
| L3-9300   | 156                  | 0.50                 | 0.01               | 0.66                 | 13.7                 | 392                 | 4.9                  | 12.1                 | <0.001               | <0.01             | 0.17                 | 1.3                  | <0.2                 | 0.4                  |
| L3-9400   | 235                  | 0.75                 | 0.03               | 2.66                 | 22.0                 | 1114                | 10.3                 | 22.3                 | <0.001               | 0.02              | 0.21                 | 2.0                  | <0.2                 | 1.1                  |
| L3-9500   | 700                  | 0.56                 | 0.02               | 1.30                 | 15.0                 | 1064                | 10.0                 | 20.6                 | <0.001               | <0.01             | 0.35                 | 1.2                  | <0.2                 | 0.7                  |
| L3-9600   | 138                  | 0.27                 | 0.01               | 0.54                 | 9.8                  | 935                 | 6.8                  | 11.1                 | <0.001               | <0.01             | 0.18                 | 0.8                  | <0.2                 | 0.4                  |
| L3-9700   | 55                   | 0.59                 | 0.01               | 0.72                 | 13.9                 | 531                 | 5.2                  | 11.1                 | <0.001               | <0.01             | 0.27                 | 1.3                  | <0.2                 | 0.5                  |
| L3-9800   | 166                  | 0.40                 | 0.01               | 0.61                 | 12.6                 | 579                 | 6.8                  | 13.9                 | <0.001               | <0.01             | 0.21                 | 0.9                  | <0.2                 | 0.4                  |
| L3-9900   | 126                  | 0.44                 | 0.02               | 0.94                 | 11.0                 | 415                 | 5.7                  | 23.5                 | <0.001               | <0.01             | 0.14                 | 1.2                  | <0.2                 | 0.5                  |
| L3-10000  | 2327                 | 0.41                 | 0.04               | 1.08                 | 10.2                 | 387                 | 6.8                  | 27.9                 | <0.001               | <0.01             | 0.20                 | 1.2                  | <0.2                 | 0.6                  |
| L3-10100  | 534                  | 0.72                 | 0.03               | 2.53                 | 12.4                 | 1583                | 14.1                 | 18.8                 | <0.001               | 0.01              | 0.34                 | 2.3                  | <0.2                 | 1.0                  |
| L3-10200  | 376                  | 0.52                 | 0.03               | 1.37                 | 17.4                 | 1207                | 6.5                  | 20.5                 | <0.001               | <0.01             | 0.22                 | 1.4                  | <0.2                 | 0.6                  |
| L3-10300  | 167                  | 0.61                 | 0.02               | 1.05                 | 16.1                 | 491                 | 14.1                 | 21.5                 | <0.001               | <0.01             | 0.20                 | 1.2                  | <0.2                 | 0.4                  |
| L3-10400  | 905                  | 0.51                 | 0.03               | 0.92                 | 15.9                 | 829                 | 11.1                 | 21.8                 | <0.001               | <0.01             | 0.19                 | 1.0                  | <0.2                 | 0.5                  |
| L3-10500  | 157                  | 0.48                 | 0.02               | 0.86                 | 18.5                 | 450                 | 9.1                  | 16.6                 | <0.001               | <0.01             | 0.20                 | 1.2                  | <0.2                 | 0.4                  |
| L4-8500   | 59                   | 0.37                 | 0.01               | 0.66                 | 6.4                  | 227                 | 4.7                  | 14.2                 | <0.001               | <0.01             | 0.20                 | 0.7                  | <0.2                 | 0.3                  |
| L4-8600   | 190                  | 0.60                 | 0.02               | 1.56                 | 8.5                  | 788                 | 6.9                  | 21.1                 | <0.001               | <0.01             | 0.14                 | 1.5                  | <0.2                 | 0.6                  |
| L4-8700   | 59                   | 0.43                 | 0.02               | 1.00                 | 5.3                  | 221                 | 5.1                  | 13.5                 | <0.001               | <0.01             | 0.18                 | 1.0                  | <0.2                 | 0.4                  |
| L4-8800   | 55                   | 0.60                 | 0.01               | 0.76                 | 5.8                  | 774                 | 3.6                  | 10.0                 | <0.001               | <0.01             | 0.23                 | 0.9                  | <0.2                 | 0.3                  |
| L4-8900   | 48                   | 0.57                 | 0.02               | 1.29                 | 6.2                  | 286                 | 5.4                  | 15.1                 | <0.001               | <0.01             | 0.15                 | 1.1                  | <0.2                 | 0.6                  |
| L4-9000   | 91                   | 1.27                 | 0.02               | 2.33                 | 10.3                 | 506                 | 10.1                 | 15.0                 | <0.001               | 0.01              | 0.33                 | 2.7                  | <0.2                 | 0.9                  |

\*\*\*Please refer to the cover page for comments regarding this test report. \*\*\*



MSALABS  
 Unit 1, 20120 102nd Avenue  
 Langley, BC V1M 4B4  
 Phone: +1-604-888-0875

To: DLP Resources Inc.  
 213 - 8th St., S  
 Cranbrook, BC, V1C 1N9  
 Canada

**TEST REPORT: YVR1910702**

Project Name: HUNGRY MINER  
 Job Received Date: 04-Oct-2019  
 Job Report Date: 03-Dec-2019  
 Report Version: Final

|               | IMS-130<br>Mn<br>ppm | IMS-130<br>Mo<br>ppm | IMS-130<br>Na<br>% | IMS-130<br>Nb<br>ppm | IMS-130<br>Ni<br>ppm | IMS-130<br>P<br>ppm | IMS-130<br>Pb<br>ppm | IMS-130<br>Rb<br>ppm | IMS-130<br>Re<br>ppm | IMS-130<br>S<br>% | IMS-130<br>Sb<br>ppm | IMS-130<br>Sc<br>ppm | IMS-130<br>Se<br>ppm | IMS-130<br>Sn<br>ppm |
|---------------|----------------------|----------------------|--------------------|----------------------|----------------------|---------------------|----------------------|----------------------|----------------------|-------------------|----------------------|----------------------|----------------------|----------------------|
| Sample ID     | 5                    | 0.05                 | 0.01               | 0.05                 | 0.2                  | 10                  | 0.2                  | 0.1                  | 0.001                | 0.01              | 0.05                 | 0.1                  | 0.2                  | 0.2                  |
| L4-9100       | 54                   | 1.22                 | 0.02               | 1.30                 | 5.0                  | 321                 | 5.6                  | 15.9                 | <0.001               | <0.01             | 0.17                 | 0.8                  | <0.2                 | 0.6                  |
| L4-9200       | 54                   | 0.93                 | 0.02               | 1.63                 | 10.8                 | 603                 | 11.6                 | 13.6                 | <0.001               | 0.01              | 0.40                 | 1.5                  | <0.2                 | 0.6                  |
| L4-9300       | 62                   | 3.70                 | 0.02               | 2.21                 | 7.9                  | 215                 | 6.4                  | 10.8                 | <0.001               | 0.01              | 0.24                 | 1.5                  | <0.2                 | 0.9                  |
| L4-9400       | 294                  | 0.86                 | 0.02               | 1.26                 | 12.8                 | 813                 | 6.7                  | 16.4                 | <0.001               | <0.01             | 0.31                 | 1.2                  | <0.2                 | 0.5                  |
| L4-9500       | 161                  | 1.67                 | 0.02               | 1.73                 | 14.1                 | 702                 | 8.5                  | 24.2                 | <0.001               | 0.02              | 0.29                 | 2.4                  | <0.2                 | 0.7                  |
| L4-9600       | 211                  | 0.72                 | 0.02               | 2.68                 | 19.7                 | 951                 | 9.1                  | 22.5                 | <0.001               | 0.01              | 0.37                 | 2.2                  | <0.2                 | 0.6                  |
| L4-9700       | 75                   | 0.58                 | 0.02               | 1.90                 | 13.7                 | 474                 | 8.7                  | 23.3                 | <0.001               | 0.02              | 0.19                 | 2.1                  | <0.2                 | 0.6                  |
| L4-9800       | 120                  | 0.69                 | 0.02               | 1.23                 | 10.0                 | 387                 | 6.4                  | 15.2                 | <0.001               | <0.01             | 0.25                 | 1.4                  | <0.2                 | 0.5                  |
| L4-9900       | 126                  | 0.59                 | <0.01              | 0.61                 | 13.9                 | 184                 | 3.3                  | 7.9                  | <0.001               | <0.01             | 0.70                 | 0.9                  | <0.2                 | <0.2                 |
| L4-10000      | 730                  | 0.79                 | 0.02               | 5.85                 | 13.2                 | 604                 | 43.1                 | 18.0                 | <0.001               | 0.01              | 0.33                 | 2.0                  | <0.2                 | 0.9                  |
| L4-10100      | 418                  | 0.66                 | 0.02               | 1.52                 | 15.2                 | 761                 | 7.8                  | 15.4                 | <0.001               | <0.01             | 0.31                 | 1.7                  | <0.2                 | 0.5                  |
| L4-10200      | 106                  | 0.58                 | 0.02               | 1.73                 | 10.3                 | 979                 | 7.0                  | 19.8                 | <0.001               | 0.01              | 0.22                 | 2.7                  | <0.2                 | 0.6                  |
| L4-10300      | 207                  | 0.69                 | 0.02               | 1.92                 | 23.4                 | 560                 | 16.9                 | 17.1                 | <0.001               | <0.01             | 0.27                 | 2.7                  | <0.2                 | 0.7                  |
| L4-10400      | 349                  | 0.75                 | 0.03               | 2.30                 | 17.7                 | 1665                | 10.1                 | 22.7                 | <0.001               | 0.02              | 0.20                 | 2.3                  | <0.2                 | 0.9                  |
| L4-10500      | 155                  | 0.51                 | 0.01               | 0.72                 | 12.0                 | 529                 | 6.1                  | 15.9                 | <0.001               | <0.01             | 0.18                 | 0.8                  | <0.2                 | 0.3                  |
| DUP L1-8400   | 63                   | 0.68                 | 0.02               | 3.74                 | 7.7                  | 697                 | 14.0                 | 7.2                  | <0.001               | 0.02              | 0.36                 | 1.6                  | 0.3                  | 1.2                  |
| DUP L4-9400   | 276                  | 0.85                 | 0.02               | 1.26                 | 13.1                 | 805                 | 6.5                  | 16.4                 | <0.001               | <0.01             | 0.29                 | 1.3                  | <0.2                 | 0.4                  |
| STD BLANK     | <5                   | <0.05                | <0.01              | <0.05                | <0.2                 | <10                 | <0.2                 | <0.1                 | <0.001               | <0.01             | <0.05                | <0.1                 | <0.2                 | <0.2                 |
| STD BLANK     | <5                   | <0.05                | <0.01              | <0.05                | <0.2                 | <10                 | <0.2                 | <0.1                 | <0.001               | <0.01             | <0.05                | <0.1                 | <0.2                 | <0.2                 |
| STD OREAS 24b | 337                  | 3.85                 | 0.11               | 0.19                 | 58.3                 | 602                 | 8.4                  | 119.9                | <0.001               | 0.19              | 0.48                 | 10.1                 | <0.2                 | 2.3                  |
| STD OREAS 601 | 454                  | 3.67                 | 0.08               | 0.19                 | 24.2                 | 368                 | 288.6                | 14.9                 | <0.001               | 1.04              | 20.70                | 1.8                  | 12.7                 | 2.6                  |

\*\*\*Please refer to the cover page for comments regarding this test report. \*\*\*



MSALABS  
 Unit 1, 20120 102nd Avenue  
 Langley, BC V1M 4B4  
 Phone: +1-604-888-0875

To: DLP Resources Inc.  
 213 - 8th St., S  
 Cranbrook, BC, V1C 1N9  
 Canada

|                     |                   |
|---------------------|-------------------|
| <b>TEST REPORT:</b> | <b>YVR1910702</b> |
|---------------------|-------------------|

Project Name: HUNGRY MINER  
 Job Received Date: 04-Oct-2019  
 Job Report Date: 03-Dec-2019  
 Report Version: Final

| Sample ID | IMS-130<br>Sr<br>ppm | IMS-130<br>Ta<br>ppm | IMS-130<br>Te<br>ppm | IMS-130<br>Th<br>ppm | IMS-130<br>Ti<br>% | IMS-130<br>Tl<br>ppm | IMS-130<br>U<br>ppm | IMS-130<br>V<br>ppm | IMS-130<br>W<br>ppm | IMS-130<br>Y<br>ppm | IMS-130<br>Zn<br>ppm | IMS-130<br>Zr<br>ppm |
|-----------|----------------------|----------------------|----------------------|----------------------|--------------------|----------------------|---------------------|---------------------|---------------------|---------------------|----------------------|----------------------|
|           | 0.2                  | 0.01                 | 0.01                 | 0.2                  | 0.005              | 0.02                 | 0.05                | 1                   | 0.05                | 0.05                | 1                    | 0.5                  |
| L1-8000   | 4.4                  | 0.02                 | 0.02                 | 2.3                  | 0.081              | 0.04                 | 1.06                | 29                  | 0.30                | 1.70                | 12                   | 4.0                  |
| L1-8100   | 2.3                  | 0.03                 | <0.01                | 7.5                  | 0.061              | 0.04                 | 0.76                | 27                  | 0.24                | 1.64                | 13                   | 12.1                 |
| L1-8200   | 2.5                  | <0.01                | 0.02                 | 6.4                  | 0.086              | 0.06                 | 0.72                | 27                  | 0.24                | 1.60                | 19                   | 24.1                 |
| L1-8300   | 6.1                  | <0.01                | 0.02                 | 5.1                  | 0.121              | 0.05                 | 0.98                | 24                  | 0.28                | 2.72                | 16                   | 65.4                 |
| L1-8400   | 4.2                  | <0.01                | <0.01                | 3.5                  | 0.116              | 0.06                 | 0.55                | 35                  | 0.23                | 1.69                | 22                   | 16.9                 |
| L1-8500   | 5.6                  | 0.02                 | 0.03                 | 5.6                  | 0.109              | 0.05                 | 0.81                | 53                  | 0.22                | 2.14                | 29                   | 7.5                  |
| L1-8600   | 3.1                  | <0.01                | 0.03                 | 4.8                  | 0.069              | 0.05                 | 0.70                | 28                  | 0.29                | 1.45                | 16                   | 22.4                 |
| L1-8700   | 3.5                  | <0.01                | 0.04                 | 5.2                  | 0.098              | 0.04                 | 0.94                | 25                  | 0.25                | 2.45                | 13                   | 59.4                 |
| L1-8800   | 2.6                  | <0.01                | 0.06                 | 7.6                  | 0.043              | 0.04                 | 0.78                | 33                  | 0.17                | 2.17                | 22                   | 3.5                  |
| L1-8900   | 2.1                  | 0.01                 | 0.01                 | 4.4                  | 0.091              | 0.05                 | 0.85                | 25                  | 0.14                | 1.76                | 8                    | 18.8                 |
| L1-9000   | 3.0                  | <0.01                | 0.02                 | 4.5                  | 0.046              | 0.08                 | 0.68                | 34                  | 0.24                | 2.42                | 31                   | 1.4                  |
| L1-9100   | 2.7                  | <0.01                | 0.04                 | 7.4                  | 0.065              | 0.05                 | 0.55                | 41                  | 0.24                | 2.05                | 32                   | 4.1                  |
| L1-9200   | 3.1                  | <0.01                | 0.02                 | 3.6                  | 0.062              | 0.04                 | 0.62                | 26                  | 0.18                | 2.09                | 18                   | 11.3                 |
| L1-9300   | 2.1                  | <0.01                | 0.02                 | 9.8                  | 0.076              | 0.05                 | 0.70                | 54                  | 0.24                | 2.41                | 29                   | 10.5                 |
| L1-9400   | 11.0                 | <0.01                | 0.05                 | 8.0                  | 0.061              | 0.07                 | 0.79                | 30                  | 0.26                | 2.12                | 85                   | 16.5                 |
| L1-9500   | 5.3                  | <0.01                | 0.03                 | 3.4                  | 0.064              | 0.05                 | 0.56                | 29                  | 0.26                | 1.55                | 16                   | 2.5                  |
| L1-9600   | 2.0                  | <0.01                | 0.02                 | 6.5                  | 0.018              | 0.04                 | 0.69                | 19                  | 0.23                | 1.60                | 30                   | 3.3                  |
| L1-9700   | 6.5                  | <0.01                | 0.02                 | 7.4                  | 0.164              | 0.03                 | 17.05               | 23                  | 0.30                | 20.02               | 16                   | 69.3                 |
| L1-9800   | 4.4                  | 0.03                 | 0.03                 | 14.1                 | 0.088              | 0.06                 | 0.76                | 26                  | 0.28                | 2.14                | 24                   | 36.0                 |
| L1-9900   | 9.3                  | 0.01                 | 0.01                 | 6.7                  | 0.034              | 0.07                 | 1.18                | 15                  | 0.18                | 4.55                | 64                   | 3.0                  |
| L1-0000   | 4.2                  | <0.01                | 0.02                 | 2.8                  | 0.029              | 0.07                 | 0.46                | 18                  | 0.15                | 1.56                | 23                   | 0.7                  |
| L1-0100   | 7.0                  | <0.01                | 0.03                 | 1.9                  | 0.055              | 0.07                 | 0.97                | 37                  | 0.29                | 2.25                | 32                   | <0.5                 |
| L1-0400   | 3.0                  | <0.01                | 0.04                 | 10.0                 | 0.018              | 0.07                 | 0.48                | 18                  | 0.13                | 1.33                | 50                   | 9.9                  |
| L3-8500   | 6.0                  | <0.01                | 0.01                 | 4.5                  | 0.049              | 0.06                 | 0.42                | 20                  | 0.17                | 1.40                | 36                   | 2.2                  |
| L3-8600   | 10.8                 | <0.01                | 0.02                 | 5.7                  | 0.033              | 0.05                 | 0.61                | 15                  | 0.17                | 1.73                | 22                   | 2.3                  |

\*\*\*Please refer to the cover page for comments regarding this test report. \*\*\*



MSALABS  
 Unit 1, 20120 102nd Avenue  
 Langley, BC V1M 4B4  
 Phone: +1-604-888-0875

To: DLP Resources Inc.  
 213 - 8th St., S  
 Cranbrook, BC, V1C 1N9  
 Canada

|                     |                   |
|---------------------|-------------------|
| <b>TEST REPORT:</b> | <b>YVR1910702</b> |
|---------------------|-------------------|

Project Name: HUNGRY MINER  
 Job Received Date: 04-Oct-2019  
 Job Report Date: 03-Dec-2019  
 Report Version: Final

| Sample ID | IMS-130<br>Sr<br>ppm | IMS-130<br>Ta<br>ppm | IMS-130<br>Te<br>ppm | IMS-130<br>Th<br>ppm | IMS-130<br>Ti<br>% | IMS-130<br>Tl<br>ppm | IMS-130<br>U<br>ppm | IMS-130<br>V<br>ppm | IMS-130<br>W<br>ppm | IMS-130<br>Y<br>ppm | IMS-130<br>Zn<br>ppm | IMS-130<br>Zr<br>ppm |
|-----------|----------------------|----------------------|----------------------|----------------------|--------------------|----------------------|---------------------|---------------------|---------------------|---------------------|----------------------|----------------------|
|           | 0.2                  | 0.01                 | 0.01                 | 0.2                  | 0.005              | 0.02                 | 0.05                | 1                   | 0.05                | 0.05                | 1                    | 0.5                  |
| L3-8700   | 4.8                  | <0.01                | 0.01                 | 5.1                  | 0.057              | 0.08                 | 0.45                | 19                  | 0.20                | 1.59                | 27                   | 10.4                 |
| L3-8800   | 9.6                  | <0.01                | <0.01                | 4.9                  | 0.084              | 0.11                 | 0.54                | 18                  | 0.13                | 1.92                | 36                   | 17.9                 |
| L3-8900   | 4.8                  | <0.01                | 0.02                 | 6.1                  | 0.039              | 0.07                 | 0.40                | 15                  | 0.18                | 1.32                | 25                   | 3.8                  |
| L3-9000   | 7.3                  | <0.01                | 0.03                 | 8.0                  | 0.078              | 0.07                 | 0.68                | 20                  | 0.19                | 2.19                | 30                   | 25.0                 |
| L3-9100   | 7.9                  | <0.01                | 0.01                 | 5.8                  | 0.039              | 0.08                 | 0.38                | 19                  | 0.16                | 1.29                | 25                   | 4.3                  |
| L3-9200   | 10.3                 | <0.01                | 0.01                 | 5.4                  | 0.106              | 0.12                 | 0.55                | 52                  | 0.20                | 2.58                | 57                   | 11.8                 |
| L3-9300   | 4.3                  | <0.01                | 0.02                 | 7.3                  | 0.019              | 0.04                 | 0.55                | 19                  | 0.10                | 1.54                | 24                   | 1.0                  |
| L3-9400   | 10.8                 | <0.01                | 0.07                 | 7.1                  | 0.100              | 0.10                 | 0.89                | 27                  | 0.26                | 3.28                | 38                   | 21.8                 |
| L3-9500   | 12.4                 | <0.01                | 0.03                 | 5.7                  | 0.043              | 0.07                 | 0.52                | 18                  | 0.19                | 1.43                | 48                   | 4.4                  |
| L3-9600   | 5.7                  | <0.01                | 0.01                 | 7.1                  | 0.017              | 0.05                 | 0.43                | 12                  | 0.14                | 1.10                | 25                   | 0.9                  |
| L3-9700   | 10.8                 | <0.01                | 0.02                 | 7.0                  | 0.024              | 0.04                 | 0.56                | 18                  | 0.16                | 1.31                | 16                   | 2.1                  |
| L3-9800   | 7.4                  | <0.01                | <0.01                | 4.4                  | 0.020              | 0.04                 | 0.62                | 11                  | 0.12                | 1.58                | 27                   | 1.7                  |
| L3-9900   | 9.1                  | <0.01                | 0.04                 | 6.8                  | 0.043              | 0.07                 | 0.48                | 15                  | 0.15                | 1.86                | 28                   | 7.7                  |
| L3-10000  | 10.5                 | <0.01                | 0.04                 | 4.3                  | 0.054              | 0.14                 | 0.51                | 16                  | 0.14                | 2.50                | 69                   | 3.5                  |
| L3-10100  | 10.8                 | <0.01                | 0.10                 | 5.1                  | 0.108              | 0.10                 | 0.96                | 23                  | 0.31                | 3.71                | 44                   | 39.2                 |
| L3-10200  | 9.8                  | <0.01                | 0.01                 | 5.0                  | 0.054              | 0.08                 | 0.88                | 18                  | 0.20                | 2.12                | 36                   | 10.3                 |
| L3-10300  | 9.8                  | <0.01                | 0.02                 | 4.7                  | 0.052              | 0.07                 | 0.45                | 15                  | 0.15                | 1.84                | 64                   | 5.2                  |
| L3-10400  | 11.4                 | <0.01                | 0.01                 | 2.3                  | 0.038              | 0.11                 | 0.39                | 17                  | 0.17                | 1.71                | 71                   | 0.6                  |
| L3-10500  | 6.9                  | <0.01                | 0.01                 | 4.7                  | 0.044              | 0.06                 | 0.66                | 14                  | 0.12                | 1.90                | 57                   | 1.6                  |
| L4-8500   | 2.0                  | <0.01                | 0.01                 | 5.3                  | 0.022              | 0.04                 | 0.38                | 9                   | 0.12                | 1.02                | 14                   | 8.2                  |
| L4-8600   | 3.9                  | <0.01                | 0.01                 | 6.0                  | 0.062              | 0.07                 | 0.49                | 22                  | 0.23                | 1.37                | 34                   | 18.6                 |
| L4-8700   | 2.8                  | <0.01                | 0.07                 | 6.5                  | 0.043              | 0.05                 | 0.39                | 13                  | 0.15                | 1.16                | 12                   | 13.4                 |
| L4-8800   | 2.7                  | <0.01                | 0.03                 | 8.4                  | 0.024              | 0.04                 | 0.83                | 10                  | 0.13                | 1.40                | 11                   | 7.9                  |
| L4-8900   | 3.1                  | <0.01                | 0.02                 | 7.1                  | 0.055              | 0.06                 | 0.50                | 17                  | 0.17                | 1.49                | 10                   | 14.1                 |
| L4-9000   | 4.7                  | <0.01                | 0.05                 | 7.2                  | 0.089              | 0.07                 | 0.60                | 39                  | 0.41                | 1.95                | 23                   | 20.3                 |

\*\*\*Please refer to the cover page for comments regarding this test report. \*\*\*



MSALABS  
 Unit 1, 20120 102nd Avenue  
 Langley, BC V1M 4B4  
 Phone: +1-604-888-0875

To: DLP Resources Inc.  
 213 - 8th St., S  
 Cranbrook, BC, V1C 1N9  
 Canada

|                     |                   |
|---------------------|-------------------|
| <b>TEST REPORT:</b> | <b>YVR1910702</b> |
|---------------------|-------------------|

Project Name: HUNGRY MINER  
 Job Received Date: 04-Oct-2019  
 Job Report Date: 03-Dec-2019  
 Report Version: Final

| Sample ID     | IMS-130<br>Sr<br>ppm | IMS-130<br>Ta<br>ppm | IMS-130<br>Te<br>ppm | IMS-130<br>Th<br>ppm | IMS-130<br>Ti<br>% | IMS-130<br>Tl<br>ppm | IMS-130<br>U<br>ppm | IMS-130<br>V<br>ppm | IMS-130<br>W<br>ppm | IMS-130<br>Y<br>ppm | IMS-130<br>Zn<br>ppm | IMS-130<br>Zr<br>ppm |
|---------------|----------------------|----------------------|----------------------|----------------------|--------------------|----------------------|---------------------|---------------------|---------------------|---------------------|----------------------|----------------------|
| L4-9100       | 5.4                  | <0.01                | 0.01                 | 6.7                  | 0.048              | 0.04                 | 0.50                | 16                  | 0.20                | 1.33                | 15                   | 6.5                  |
| L4-9200       | 3.7                  | 0.02                 | 0.03                 | 11.0                 | 0.061              | 0.05                 | 0.69                | 21                  | 0.27                | 1.23                | 18                   | 18.6                 |
| L4-9300       | 3.9                  | 0.01                 | 0.02                 | 6.6                  | 0.065              | 0.05                 | 0.73                | 27                  | 0.31                | 1.58                | 19                   | 15.8                 |
| L4-9400       | 5.2                  | <0.01                | 0.01                 | 8.4                  | 0.040              | 0.08                 | 0.78                | 16                  | 0.22                | 1.56                | 44                   | 8.3                  |
| L4-9500       | 4.6                  | <0.01                | 0.02                 | 9.4                  | 0.061              | 0.09                 | 1.25                | 24                  | 0.24                | 2.60                | 41                   | 33.7                 |
| L4-9600       | 6.3                  | <0.01                | 0.02                 | 7.4                  | 0.072              | 0.11                 | 0.81                | 25                  | 0.48                | 2.03                | 47                   | 16.9                 |
| L4-9700       | 5.6                  | <0.01                | 0.03                 | 7.6                  | 0.046              | 0.06                 | 0.91                | 22                  | 0.20                | 2.64                | 33                   | 19.1                 |
| L4-9800       | 4.2                  | <0.01                | <0.01                | 6.6                  | 0.041              | 0.07                 | 0.52                | 19                  | 0.18                | 1.41                | 24                   | 7.6                  |
| L4-9900       | 1.9                  | <0.01                | 0.03                 | 9.1                  | 0.018              | 0.03                 | 0.67                | 10                  | 0.12                | 1.43                | 23                   | 5.4                  |
| L4-10000      | 6.8                  | <0.01                | 0.01                 | 5.9                  | 0.099              | 0.12                 | 1.39                | 27                  | 0.47                | 3.69                | 54                   | 24.3                 |
| L4-10100      | 4.6                  | <0.01                | <0.01                | 5.8                  | 0.056              | 0.07                 | 0.71                | 20                  | 0.21                | 1.80                | 46                   | 15.0                 |
| L4-10200      | 4.2                  | <0.01                | 0.03                 | 5.2                  | 0.082              | 0.08                 | 0.89                | 26                  | 0.22                | 3.60                | 41                   | 32.8                 |
| L4-10300      | 4.8                  | <0.01                | 0.01                 | 7.1                  | 0.071              | 0.07                 | 1.28                | 21                  | 0.24                | 2.99                | 53                   | 40.0                 |
| L4-10400      | 7.7                  | <0.01                | 0.01                 | 5.3                  | 0.114              | 0.11                 | 0.88                | 26                  | 0.30                | 2.74                | 33                   | 29.9                 |
| L4-10500      | 3.5                  | <0.01                | 0.03                 | 6.4                  | 0.018              | 0.04                 | 0.55                | 14                  | 0.14                | 1.51                | 23                   | 2.2                  |
| DUP L1-8400   | 4.3                  | <0.01                | 0.03                 | 3.7                  | 0.118              | 0.07                 | 0.58                | 35                  | 0.26                | 1.72                | 22                   | 17.1                 |
| DUP L4-9400   | 5.1                  | <0.01                | 0.01                 | 8.7                  | 0.041              | 0.07                 | 0.78                | 17                  | 0.21                | 1.60                | 45                   | 8.3                  |
| STD BLANK     | <0.2                 | <0.01                | <0.01                | <0.2                 | <0.005             | <0.02                | <0.05               | <1                  | <0.05               | <0.05               | <1                   | <0.5                 |
| STD BLANK     | <0.2                 | <0.01                | <0.01                | <0.2                 | <0.005             | <0.02                | <0.05               | <1                  | <0.05               | <0.05               | <1                   | <0.5                 |
| STD OREAS 24b | 29.7                 | <0.01                | 0.04                 | 14.9                 | 0.195              | 0.61                 | 1.71                | 79                  | 1.22                | 11.24               | 93                   | 25.6                 |
| STD OREAS 601 | 35.4                 | 0.02                 | 15.32                | 6.7                  | 0.008              | 0.69                 | 1.90                | 9                   | 0.98                | 5.93                | 1347                 | 26.1                 |

\*\*\*Please refer to the cover page for comments regarding this test report. \*\*\*



MSALABS  
 Unit 1, 20120 102nd Avenue  
 Langley, BC V1M 4B4  
 Phone: +1-604-888-0875

To: **DLP Resources Inc.**  
**213 - 8th St., S**  
**Cranbrook, BC, V1C 1N9**  
**Canada**

|                     |                   |
|---------------------|-------------------|
| <b>TEST REPORT:</b> | <b>YVR1910636</b> |
|---------------------|-------------------|

Project Name: HUNGRY MINER  
 Job Received Date: 19-Sep-2019  
 Job Report Date: 04-Nov-2019  
 Number of Samples: 6  
 Report Version: Final

**COMMENTS:**

Test results reported relate to the tested samples only on an "as received" basis. Unless otherwise stated above, sufficient sample was received for the methods requested and all samples were received in acceptable condition. Analytical results in unsigned reports marked "provisional" are subject to change, pending final QC review and approval. The customer has not provided any information that can affect the validity of the test results. Please refer to MSALABS' Schedule of Services and Fees for our complete Terms and Conditions. Preliminary results are applicable when a portion of samples in a job is 100% completed and reported or 1 of a number of methods on the same job have been completed 100%. Results cannot change, but additional results or results for additional methods can be added.

| SAMPLE PREPARATION |   |
|--------------------|---|
| METHOD CODE        | DESCRIPTION                                   |
| PRP-757            | Dry, Screen to 80 mesh, discard plus fraction |
|                    |   |

| ANALYTICAL METHODS |   |
|--------------------|---|
| METHOD CODE        | DESCRIPTION   |
| IMS-111            | Multi-Element, 20g, 1:1 Aqua Regia, ICP-AES/MS, Ultra Trace Level |
|                    |   |

**Signature:**

Yvette Hsi, BSc.  
 Laboratory Manager  
 MSALABS



MSALABS  
 Unit 1, 20120 102nd Avenue  
 Langley, BC V1M 4B4  
 Phone: +1-604-888-0875

To: **DLP Resources Inc.**  
**213 - 8th St., S**  
**Cranbrook, BC, V1C 1N9**  
**Canada**

|                     |                   |
|---------------------|-------------------|
| <b>TEST REPORT:</b> | <b>YVR1910636</b> |
|---------------------|-------------------|

Project Name: HUNGRY MINER  
 Job Received Date: 19-Sep-2019  
 Job Report Date: 04-Nov-2019  
 Report Version: Final

| Sample ID     | Sample Type | PWE-100 Rec. Wt. kg | Method Analyte Units | IMS-111 Ag ppm | IMS-111 Al % | IMS-111 As ppm | IMS-111 Au ppm | IMS-111 B ppm | IMS-111 Ba ppm | IMS-111 Be ppm | IMS-111 Bi ppm | IMS-111 Ca % | IMS-111 Cd ppm | IMS-111 Ce ppm |
|---------------|-------------|---------------------|----------------------|----------------|--------------|----------------|----------------|---------------|----------------|----------------|----------------|--------------|----------------|----------------|
|               |             | 0.01                | LOR                  | 0.01           | 0.01         | 0.1            | 0.0005         | 10            | 10             | 0.05           | 0.01           | 0.01         | 0.01           | 0.02           |
| HS1           | Soil        | 0.50                |                      | 0.13           | 0.57         | 12.2           | 0.0010         | <10           | 26             | 0.14           | 0.35           | 0.16         | 0.25           | 21.03          |
| HS2           | Soil        | 0.35                |                      | 0.14           | 0.50         | 10.5           | 0.0015         | <10           | 23             | 0.19           | 0.38           | 0.17         | 0.26           | 16.35          |
| HS3           | Soil        | 0.45                |                      | 0.08           | 0.60         | 14.3           | 0.0008         | <10           | 22             | 0.14           | 0.38           | 0.13         | 0.21           | 26.18          |
| HS4           | Soil        | 0.30                |                      | 0.08           | 0.56         | 11.1           | 0.0014         | <10           | 62             | 0.19           | 0.81           | 0.47         | 0.46           | 13.67          |
| HS5           | Soil        | 0.60                |                      | 0.11           | 0.66         | 13.4           | 0.0010         | <10           | 30             | 0.22           | 0.46           | 0.17         | 0.26           | 22.12          |
| HS6           | Soil        | 0.55                |                      | 0.09           | 0.66         | 10.4           | 0.0013         | <10           | 28             | 0.12           | 0.38           | 0.16         | 0.27           | 20.39          |
| STD BLANK     |             |                     |                      | <0.01          | <0.01        | <0.1           | <0.0005        | <10           | <10            | <0.05          | <0.01          | <0.01        | <0.01          | <0.02          |
| STD OREAS 600 |             |                     |                      | 25.38          | 1.00         | 88.7           | 0.1930         | <10           | 166            | 0.75           | 6.26           | 1.84         | 3.58           | 36.28          |

\*\*\*Please refer to the cover page for comments regarding this test report. \*\*\*



MSALABS  
 Unit 1, 20120 102nd Avenue  
 Langley, BC V1M 4B4  
 Phone: +1-604-888-0875

To: **DLP Resources Inc.**  
**213 - 8th St., S**  
**Cranbrook, BC, V1C 1N9**  
**Canada**

|                     |                   |
|---------------------|-------------------|
| <b>TEST REPORT:</b> | <b>YVR1910636</b> |
|---------------------|-------------------|

Project Name: HUNGRY MINER  
 Job Received Date: 19-Sep-2019  
 Job Report Date: 04-Nov-2019  
 Report Version: Final

|               | IMS-111<br>Co<br>ppm | IMS-111<br>Cr<br>ppm | IMS-111<br>Cs<br>ppm | IMS-111<br>Cu<br>ppm | IMS-111<br>Fe<br>% | IMS-111<br>Ga<br>ppm | IMS-111<br>Ge<br>ppm | IMS-111<br>Hf<br>ppm | IMS-111<br>Hg<br>ppm | IMS-111<br>In<br>ppm | IMS-111<br>K<br>% | IMS-111<br>La<br>ppm | IMS-111<br>Li<br>ppm | IMS-111<br>Mg<br>% |
|---------------|----------------------|----------------------|----------------------|----------------------|--------------------|----------------------|----------------------|----------------------|----------------------|----------------------|-------------------|----------------------|----------------------|--------------------|
| Sample ID     | 0.1                  | 1                    | 0.05                 | 0.2                  | 0.01               | 0.05                 | 0.05                 | 0.02                 | 0.005                | 0.005                | 0.01              | 0.2                  | 0.1                  | 0.01               |
| HS1           | 8.7                  | 11                   | 1.06                 | 15.2                 | 2.22               | 2.14                 | 0.05                 | 0.11                 | 0.011                | 0.012                | 0.03              | 11.4                 | 4.6                  | 0.28               |
| HS2           | 8.8                  | 12                   | 0.97                 | 14.1                 | 2.33               | 1.86                 | <0.05                | 0.04                 | 0.019                | 0.011                | 0.03              | 9.1                  | 4.3                  | 0.24               |
| HS3           | 9.1                  | 12                   | 1.05                 | 16.4                 | 2.25               | 2.25                 | 0.05                 | <0.02                | 0.008                | 0.013                | 0.03              | 13.4                 | 5.1                  | 0.31               |
| HS4           | 15.7                 | 7                    | 0.97                 | 19.9                 | 2.00               | 1.78                 | <0.05                | 0.02                 | 0.025                | 0.020                | 0.03              | 7.6                  | 3.8                  | 0.31               |
| HS5           | 11.6                 | 12                   | 0.98                 | 17.3                 | 2.34               | 2.31                 | 0.05                 | 0.03                 | 0.014                | 0.015                | 0.03              | 11.3                 | 5.2                  | 0.32               |
| HS6           | 9.6                  | 12                   | 1.03                 | 15.7                 | 2.18               | 2.30                 | 0.05                 | 0.02                 | 0.013                | 0.014                | 0.03              | 10.9                 | 5.1                  | 0.31               |
| STD BLANK     | <0.1                 | <1                   | <0.05                | <0.2                 | <0.01              | <0.05                | <0.05                | <0.02                | <0.005               | <0.005               | <0.01             | <0.2                 | <0.1                 | <0.01              |
| STD OREAS 600 | 7.0                  | 25                   | 2.65                 | 496.7                | 2.25               | 3.78                 | 0.07                 | 0.25                 | 0.262                | 0.774                | 0.22              | 18.9                 | 6.4                  | 0.34               |

\*\*\*Please refer to the cover page for comments regarding this test report. \*\*\*



MSALABS  
 Unit 1, 20120 102nd Avenue  
 Langley, BC V1M 4B4  
 Phone: +1-604-888-0875

To: **DLP Resources Inc.**  
**213 - 8th St., S**  
**Cranbrook, BC, V1C 1N9**  
**Canada**

|                     |                   |
|---------------------|-------------------|
| <b>TEST REPORT:</b> | <b>YVR1910636</b> |
|---------------------|-------------------|

Project Name: HUNGRY MINER  
 Job Received Date: 19-Sep-2019  
 Job Report Date: 04-Nov-2019  
 Report Version: Final

|               | IMS-111<br>Mn<br>ppm | IMS-111<br>Mo<br>ppm | IMS-111<br>Na<br>% | IMS-111<br>Nb<br>ppm | IMS-111<br>Ni<br>ppm | IMS-111<br>P<br>ppm | IMS-111<br>Pb<br>ppm | IMS-111<br>Rb<br>ppm | IMS-111<br>Re<br>ppm | IMS-111<br>S<br>% | IMS-111<br>Sb<br>ppm | IMS-111<br>Sc<br>ppm | IMS-111<br>Se<br>ppm | IMS-111<br>Sn<br>ppm |
|---------------|----------------------|----------------------|--------------------|----------------------|----------------------|---------------------|----------------------|----------------------|----------------------|-------------------|----------------------|----------------------|----------------------|----------------------|
| Sample ID     | 5                    | 0.05                 | 0.01               | 0.05                 | 0.2                  | 10                  | 0.2                  | 0.1                  | 0.001                | 0.01              | 0.05                 | 0.1                  | 0.2                  | 0.2                  |
| HS1           | 353                  | 0.98                 | <0.01              | 0.24                 | 12.7                 | 431                 | 21.6                 | 5.3                  | <0.001               | 0.03              | 0.50                 | 1.2                  | 0.2                  | 0.2                  |
| HS2           | 316                  | 0.81                 | <0.01              | 0.18                 | 12.5                 | 481                 | 20.1                 | 4.9                  | <0.001               | 0.04              | 0.50                 | 1.0                  | 0.2                  | <0.2                 |
| HS3           | 338                  | 0.92                 | <0.01              | 0.19                 | 13.3                 | 404                 | 21.2                 | 5.2                  | <0.001               | 0.03              | 0.68                 | 1.1                  | <0.2                 | 0.3                  |
| HS4           | 875                  | 1.21                 | <0.01              | 0.18                 | 14.9                 | 651                 | 19.9                 | 4.4                  | <0.001               | 0.12              | 0.41                 | 0.7                  | 0.3                  | 0.2                  |
| HS5           | 510                  | 1.03                 | <0.01              | 0.19                 | 13.7                 | 475                 | 20.3                 | 5.0                  | <0.001               | 0.05              | 0.52                 | 1.0                  | <0.2                 | <0.2                 |
| HS6           | 307                  | 1.01                 | <0.01              | 0.20                 | 13.0                 | 481                 | 21.3                 | 4.9                  | <0.001               | 0.05              | 0.75                 | 1.1                  | <0.2                 | 0.2                  |
| STD BLANK     | <5                   | <0.05                | <0.01              | <0.05                | <0.2                 | <10                 | <0.2                 | <0.1                 | <0.001               | <0.01             | <0.05                | <0.1                 | <0.2                 | <0.2                 |
| STD OREAS 600 | 709                  | 2.11                 | 0.06               | 0.05                 | 16.0                 | 543                 | 163.8                | 9.8                  | <0.001               | 1.70              | 9.09                 | 2.1                  | 7.0                  | 1.2                  |

\*\*\*Please refer to the cover page for comments regarding this test report. \*\*\*



MSALABS  
 Unit 1, 20120 102nd Avenue  
 Langley, BC V1M 4B4  
 Phone: +1-604-888-0875

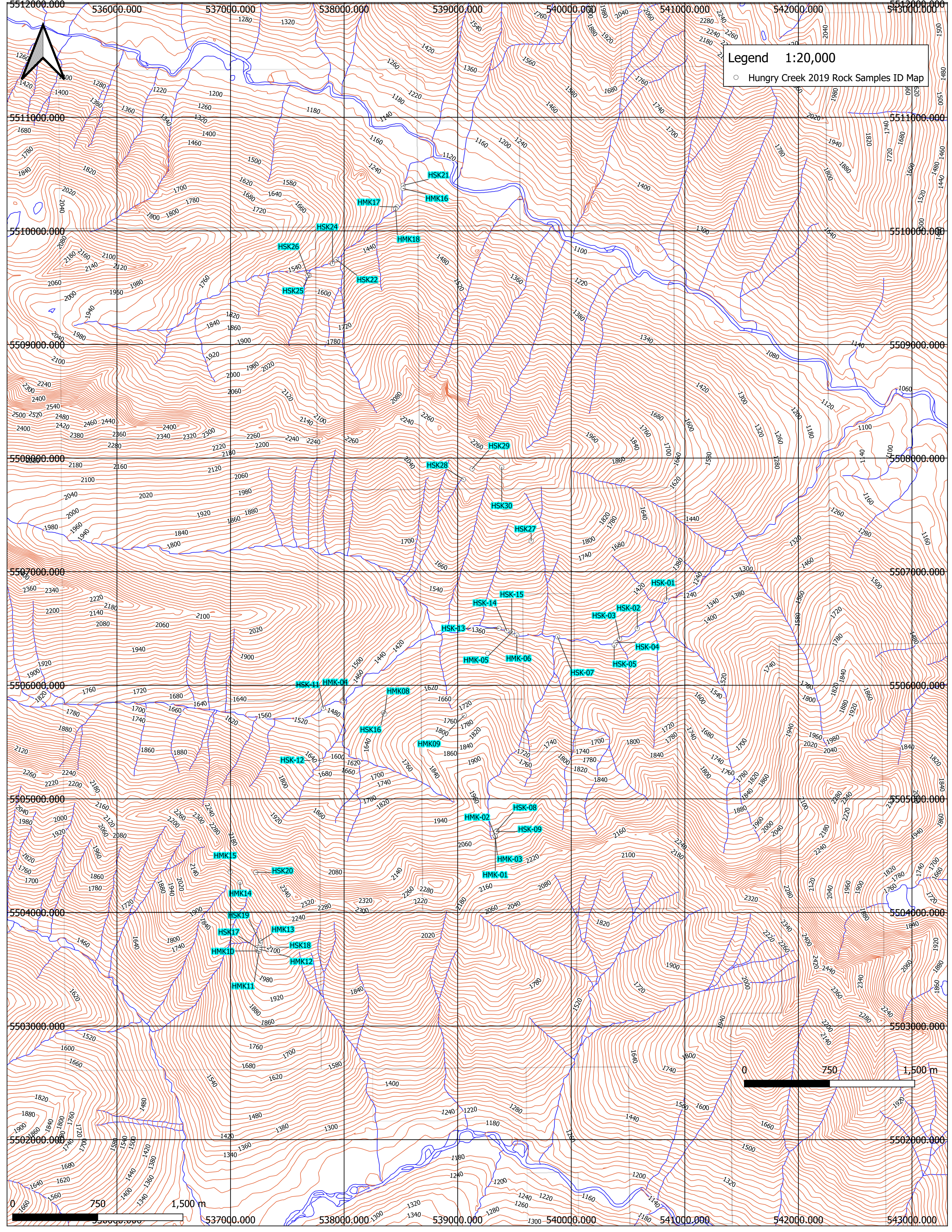
To: **DLP Resources Inc.**  
**213 - 8th St., S**  
**Cranbrook, BC, V1C 1N9**  
**Canada**

|                     |                   |
|---------------------|-------------------|
| <b>TEST REPORT:</b> | <b>YVR1910636</b> |
|---------------------|-------------------|

Project Name: HUNGRY MINER  
 Job Received Date: 19-Sep-2019  
 Job Report Date: 04-Nov-2019  
 Report Version: Final

|               | IMS-111<br>Sr<br>ppm | IMS-111<br>Ta<br>ppm | IMS-111<br>Te<br>ppm | IMS-111<br>Th<br>ppm | IMS-111<br>Ti<br>% | IMS-111<br>Tl<br>ppm | IMS-111<br>U<br>ppm | IMS-111<br>V<br>ppm | IMS-111<br>W<br>ppm | IMS-111<br>Y<br>ppm | IMS-111<br>Zn<br>ppm | IMS-111<br>Zr<br>ppm |
|---------------|----------------------|----------------------|----------------------|----------------------|--------------------|----------------------|---------------------|---------------------|---------------------|---------------------|----------------------|----------------------|
| Sample ID     | 0.2                  | 0.01                 | 0.01                 | 0.2                  | 0.005              | 0.02                 | 0.05                | 1                   | 0.05                | 0.05                | 1                    | 0.5                  |
| HS1           | 7.1                  | 0.03                 | 0.02                 | 6.7                  | 0.009              | 0.04                 | 4.67                | 14                  | 0.26                | 3.34                | 45                   | 1.1                  |
| HS2           | 7.2                  | <0.01                | 0.02                 | 6.0                  | 0.007              | 0.04                 | 3.93                | 14                  | 0.49                | 3.20                | 44                   | 1.2                  |
| HS3           | 6.0                  | <0.01                | 0.02                 | 7.5                  | 0.009              | 0.03                 | 3.67                | 14                  | 0.20                | 3.26                | 45                   | 0.5                  |
| HS4           | 13.9                 | <0.01                | 0.06                 | 4.8                  | 0.009              | 0.04                 | 8.24                | 8                   | 0.22                | 3.54                | 47                   | 0.7                  |
| HS5           | 7.2                  | <0.01                | 0.02                 | 6.7                  | 0.010              | 0.04                 | 4.18                | 14                  | 0.20                | 3.36                | 46                   | 0.7                  |
| HS6           | 7.1                  | <0.01                | 0.04                 | 6.2                  | 0.009              | 0.04                 | 5.04                | 14                  | 0.11                | 3.43                | 43                   | 0.7                  |
| STD BLANK     | <0.2                 | <0.01                | <0.01                | <0.2                 | <0.005             | <0.02                | <0.05               | <1                  | <0.05               | <0.05               | <1                   | <0.5                 |
| STD OREAS 600 | 36.7                 | <0.01                | 6.53                 | 5.3                  | <0.005             | 0.58                 | 1.05                | 14                  | 0.58                | 6.26                | 625                  | 9.4                  |

\*\*\*Please refer to the cover page for comments regarding this test report. \*\*\*

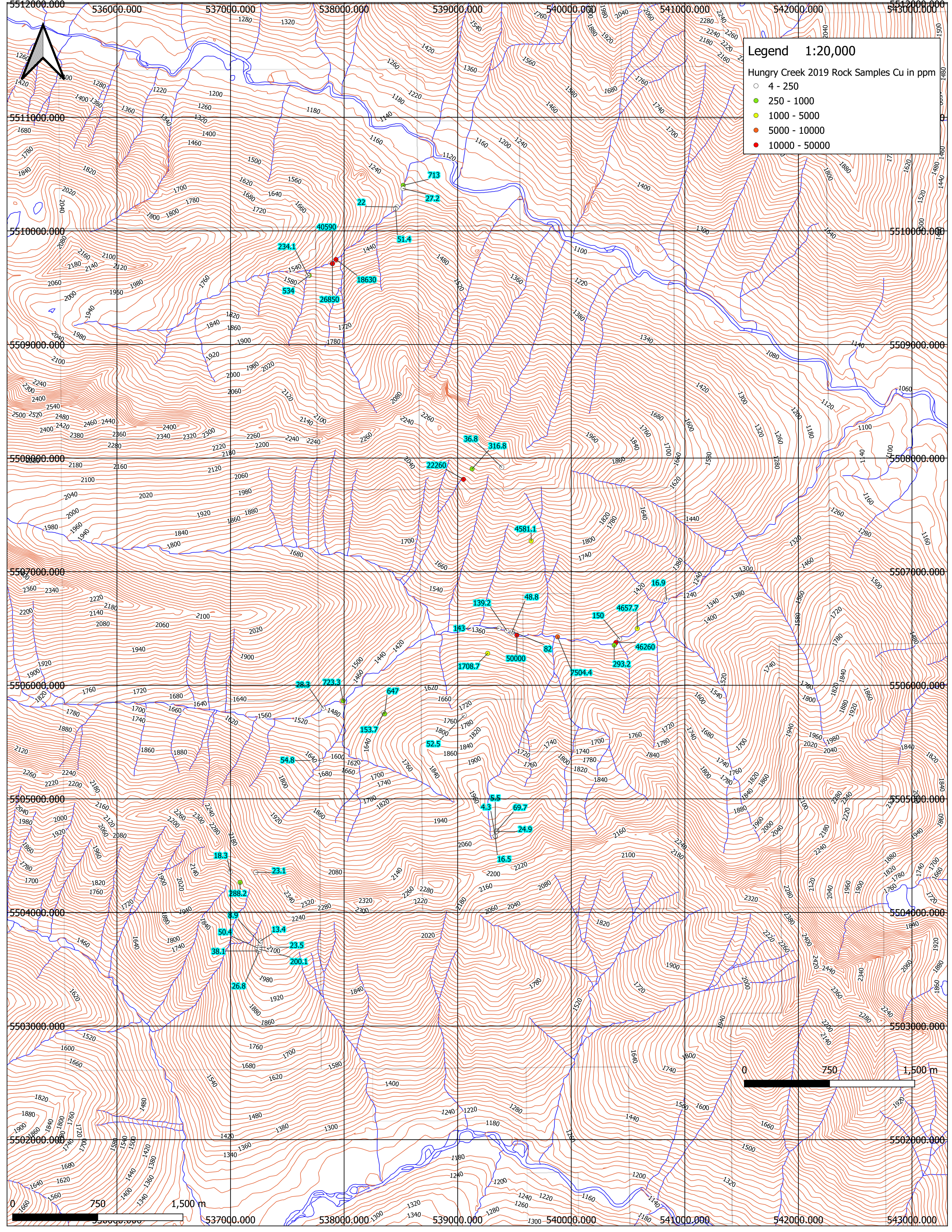


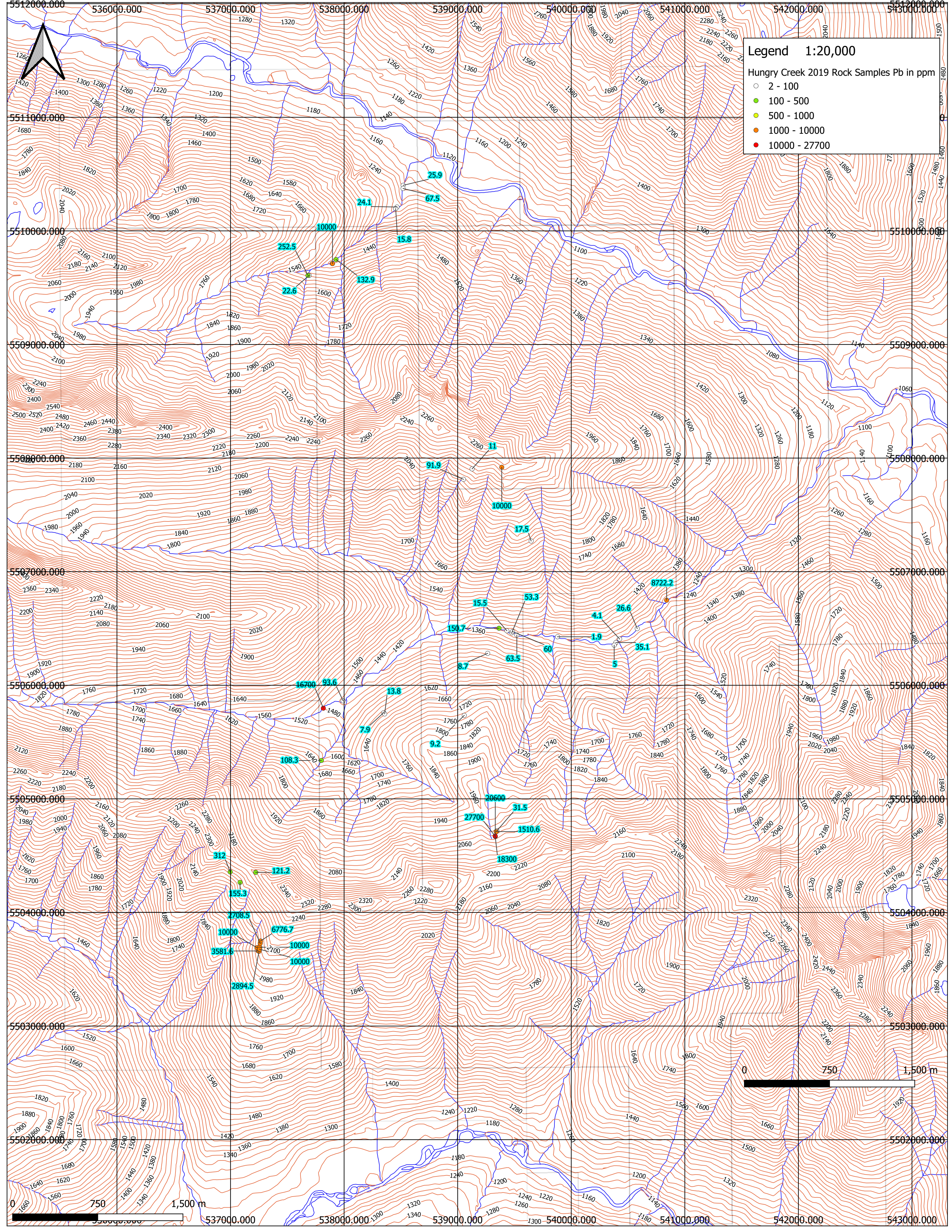
Legend 1:20,000


○ Hungry Creek 2019 Rock Samples ID Map

0 750 1,500 m

0 750 1,500 m




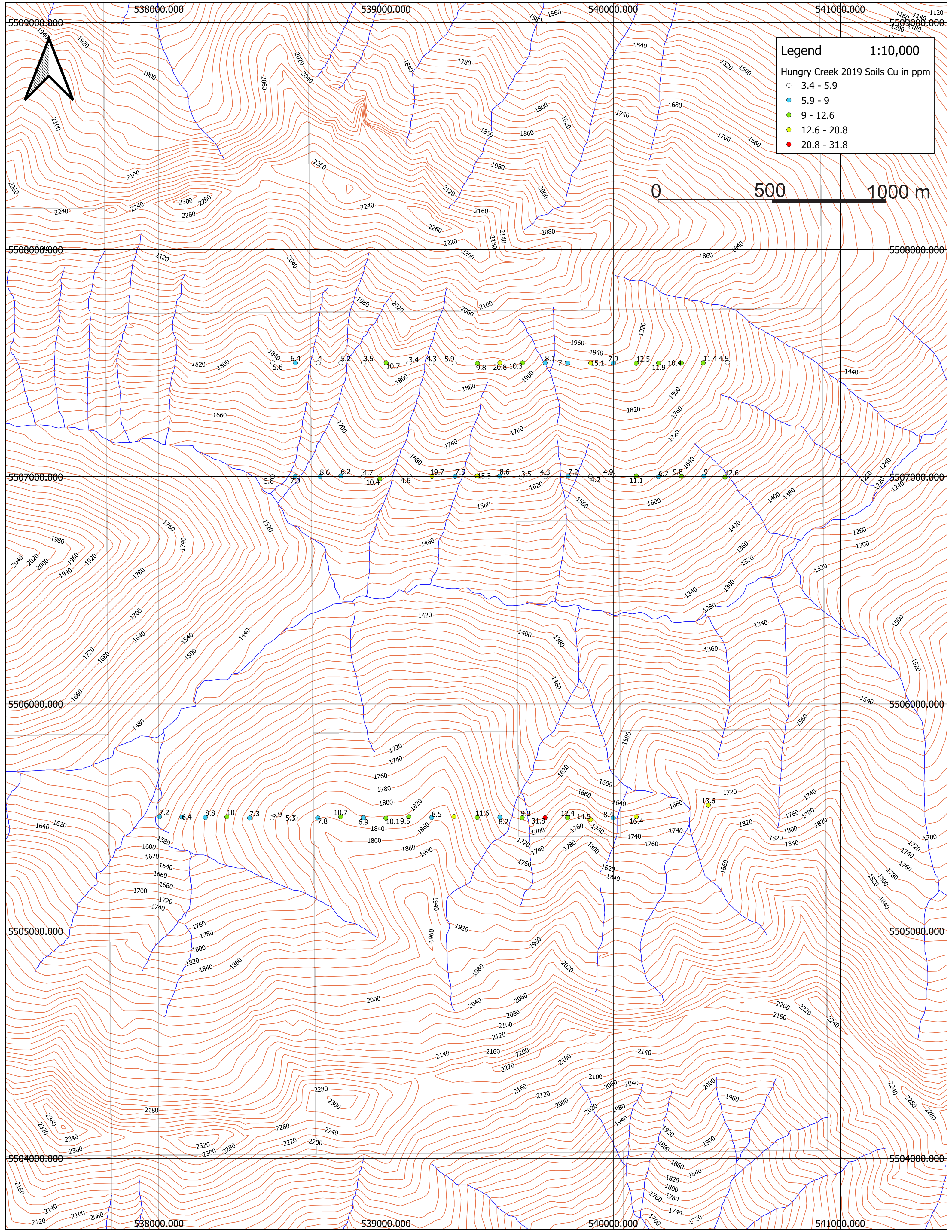




Legend 1:10,000  
○ Hungry Creek 2019 Soil ID Map

0 500 1000 m



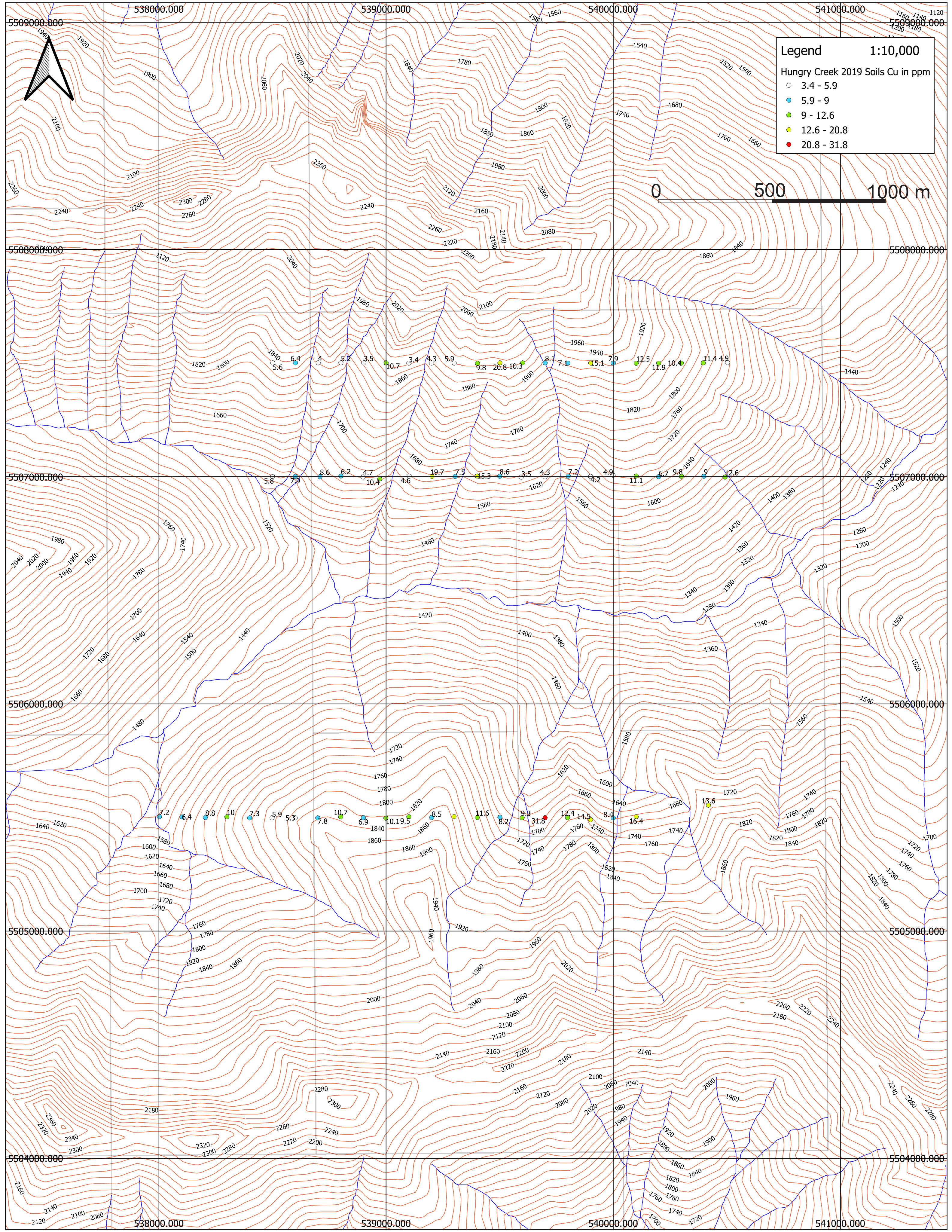
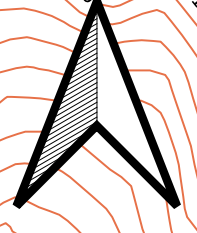


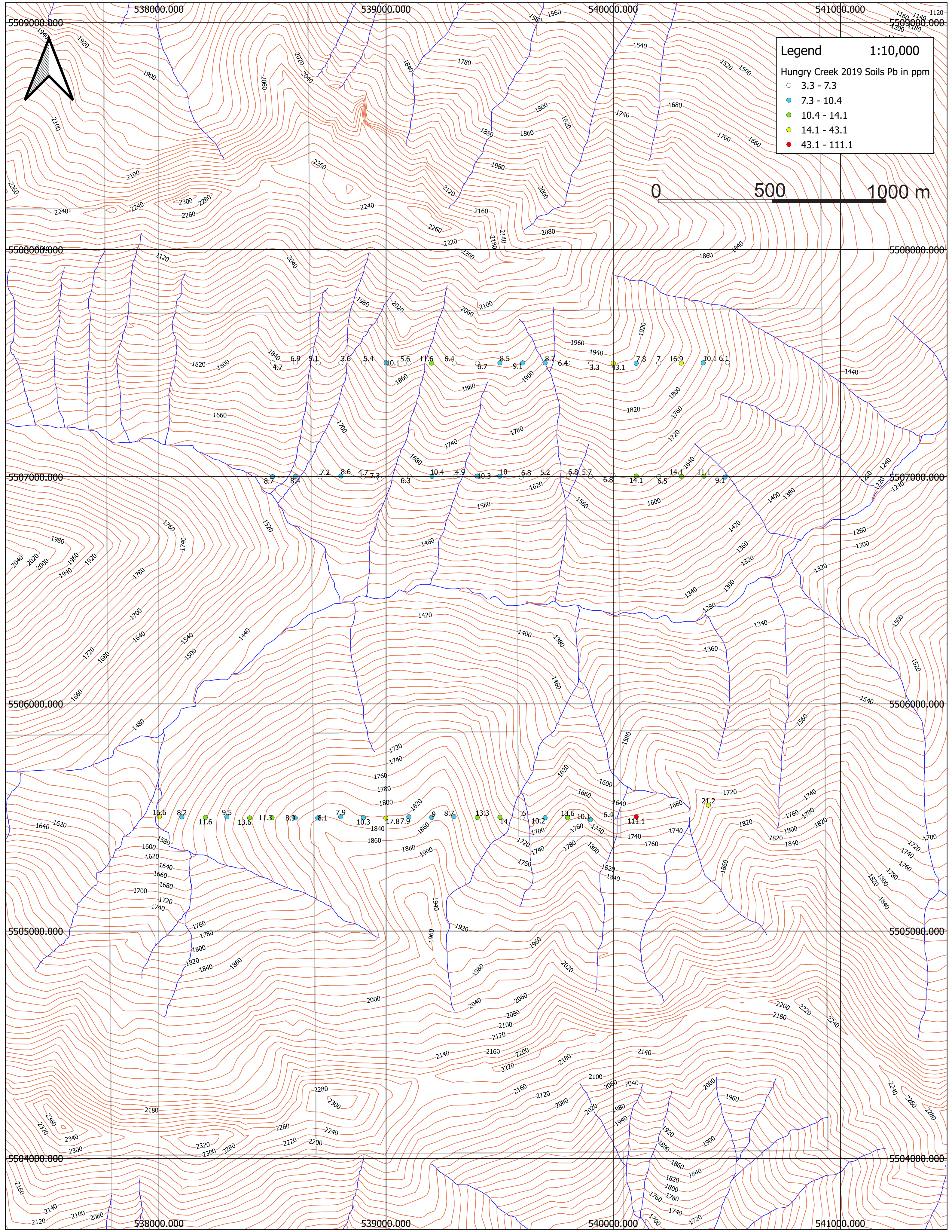
**Legend** **1:10,000**

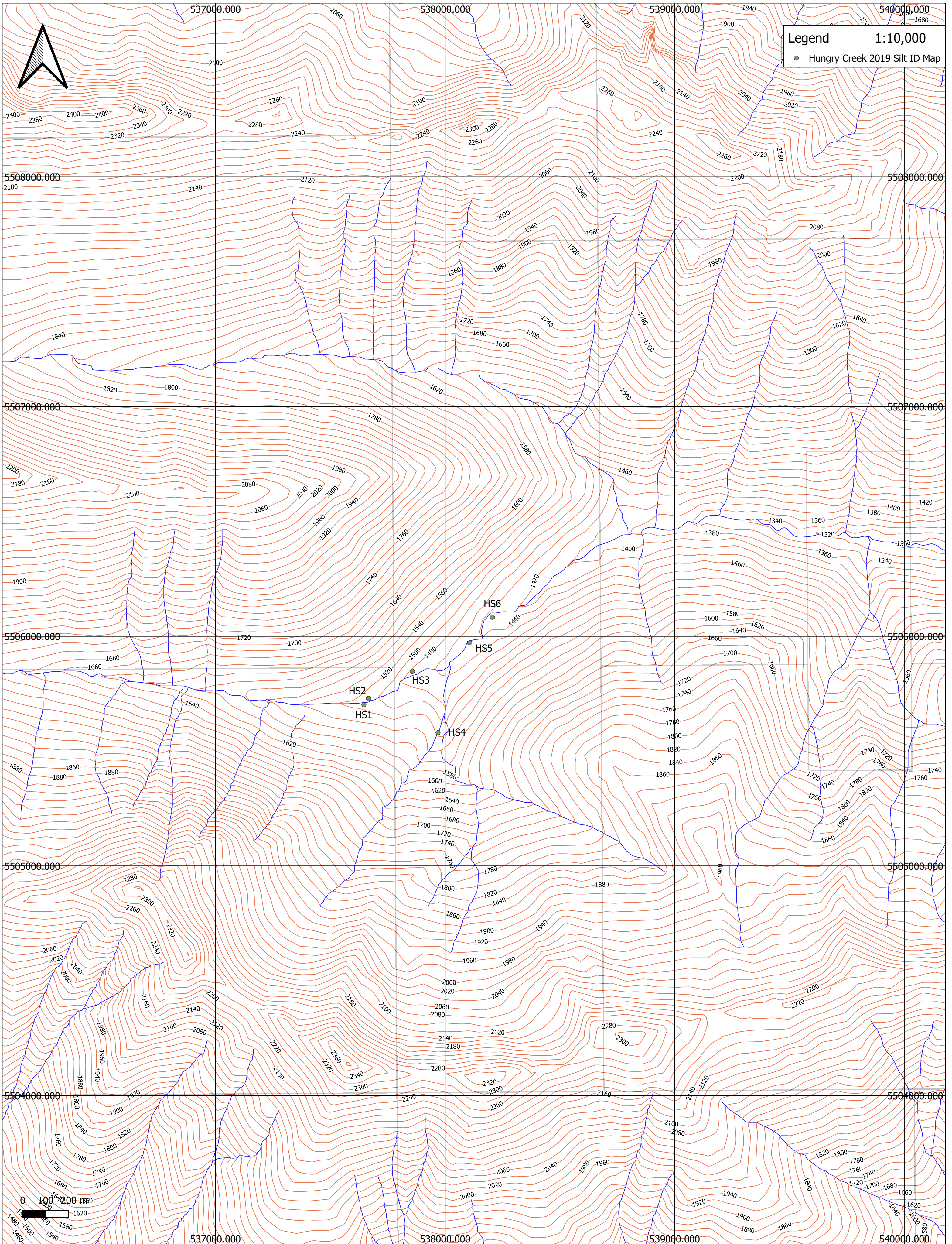
Hungry Creek 2019 Soils Cu in ppm

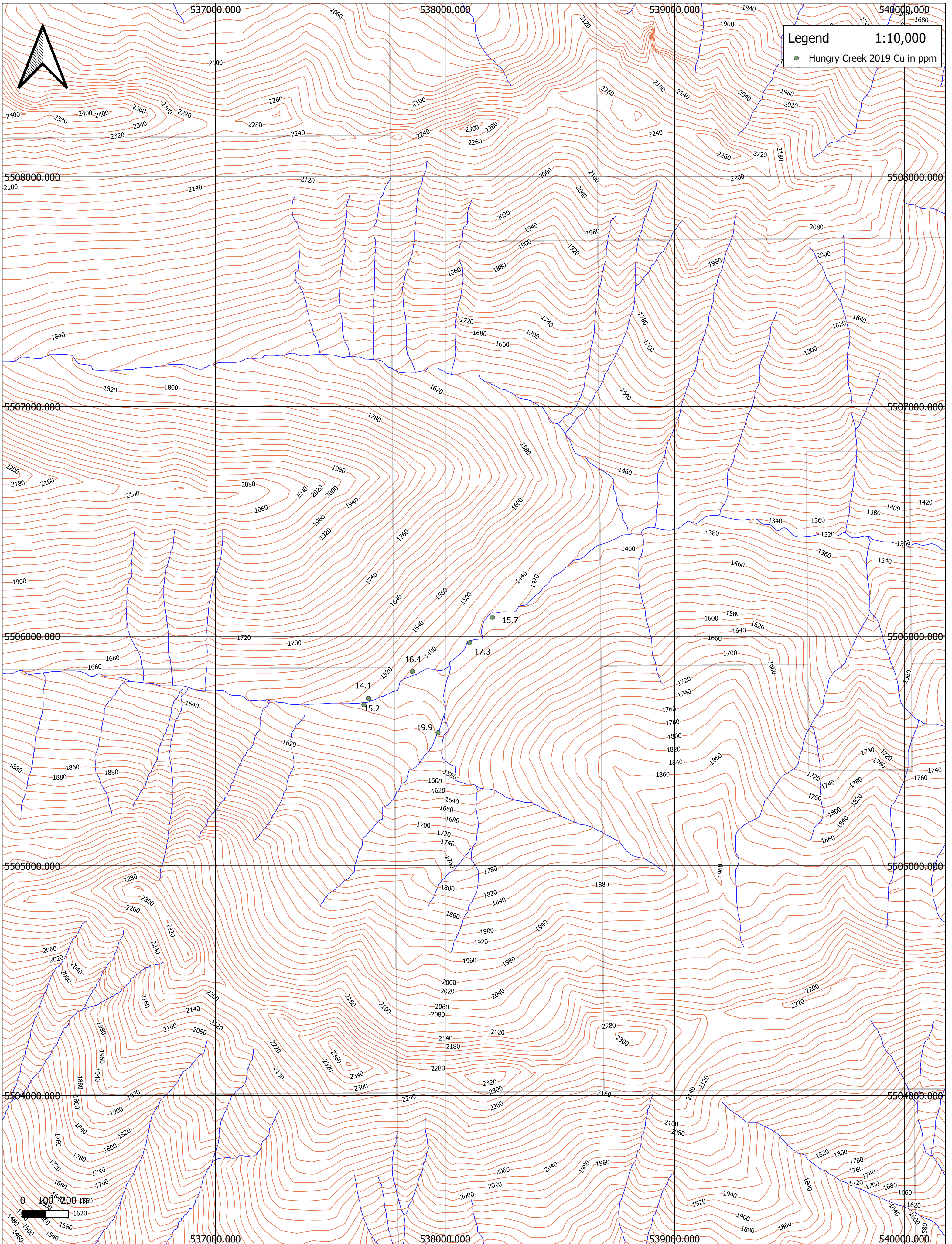
- 3.4 - 5.9
- 5.9 - 9
- 9 - 12.6
- 12.6 - 20.8
- 20.8 - 31.8

0 500 1000 m

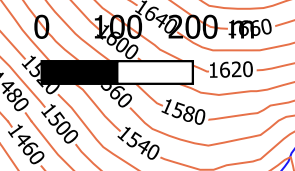
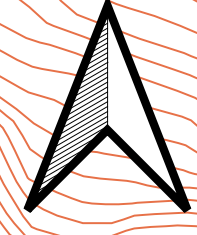


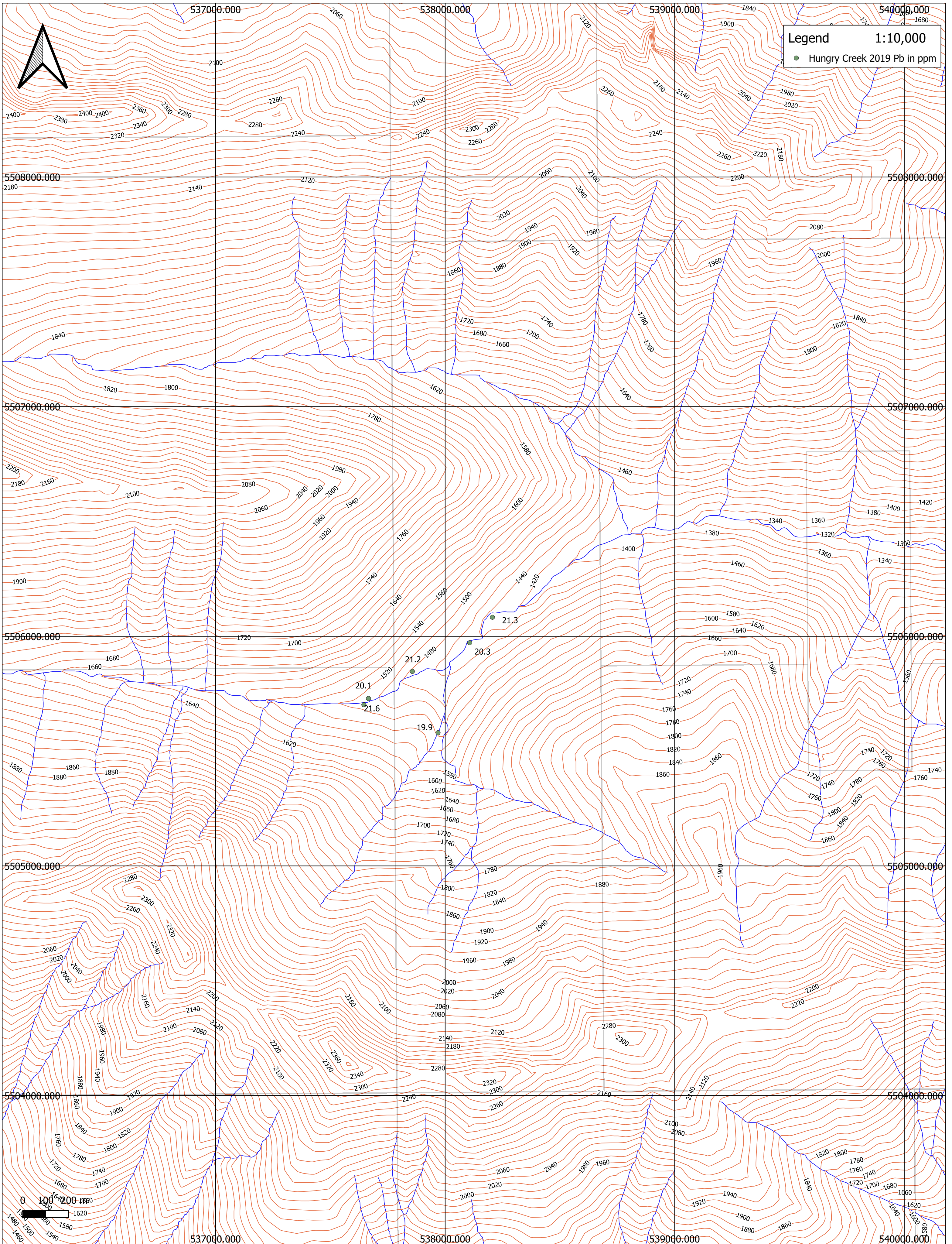


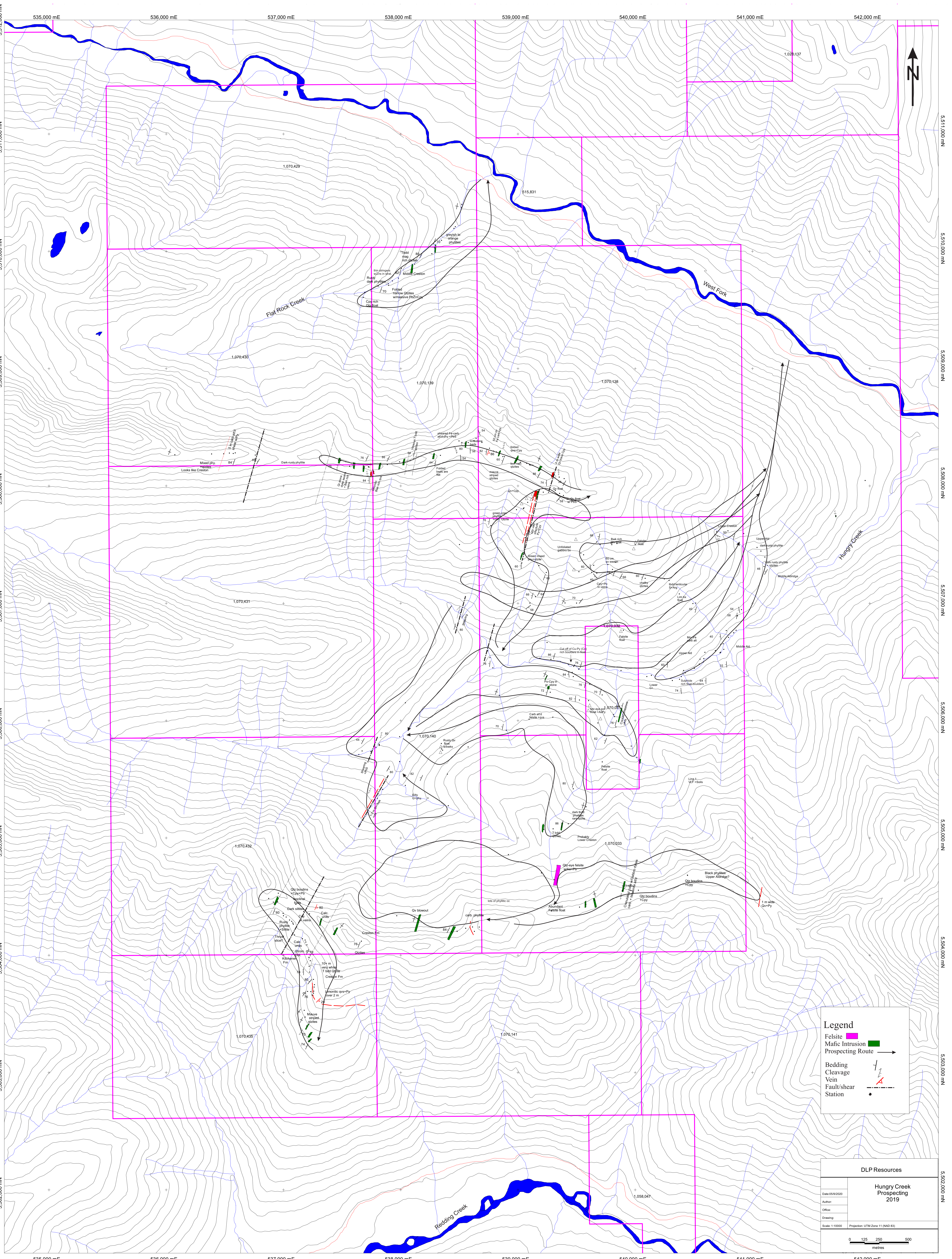




Legend 1:10,000  
● Hungry Creek 2019 Cu in ppm







**Legend**

- Felsite (Pink rectangle)
- Mafic Intrusion (Green rectangle)
- Prospecting Route (Black line with arrow)
- Bedding (Dashed line)
- Cleavage (Dashed line)
- Vein (Red line)
- Fault/shear (Black line with dots)
- Station (Black dot)

**DLP Resources**

**Hungry Creek  
Prospecting  
2019**

Date: 05/02/20  
 Author:  
 Office:  
 Drawing:  
 Scale: 1:10000 Projection: UTM Zone 11 (NAD 83)

0 125 250 500  
metres